

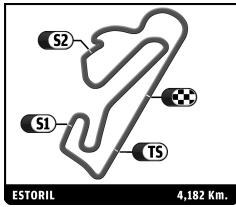
EUROPEAN LE MANS SERIES

4 Hours of Estoril

Bronze Driver Collective Test

Sector Analysis

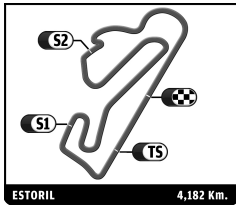
										Personal Best		Session Best		B Crossing the finish line in pit lane	
Lap	D	Time	Sector 1	Sector 2	Sector 3	T. Spd	Elapsed	Lap	D	Time	Sector 1	Sector 2	Sector 3	T. Spd	Elapsed
2		United Autosports		LIGIER JS P3 - Nissan		LMP3									
		1.Alex BRUNDLE		3.Christian ENGLAND											
		2.Michael GUASCH													
1	3	3:39.078	1:58.577	1:06.532	33.969		3:39.078	16	3	1:40.348	20.422	48.909	31.017	259.8	28:13.816
2	3	1:41.556	21.241	49.728	30.587	252.1	5:20.634	17	3	1:41.815	21.520	49.192	31.103	259.8	29:55.631
3	3	1:41.330	20.444	48.649	32.237	257.4	7:01.964	18	3	1:40.187	20.372	48.960	30.855	261.0	31:35.818
4	3	1:38.899	20.468	47.729	30.702	255.0	8:40.863								
5	3	1:37.952	20.124	47.816	30.012	257.4	10:18.815								
6	3	1:40.196	21.200	48.086	30.910	259.8	11:59.011								
7	3	1:39.969	20.062	48.908	30.999	259.2	13:38.980								
8	3	1:51.311 B	20.461	51.350	39.500	259.8	15:30.291								
9	2	3:35.079	2:09.978	50.760	34.341		19:05.370								
10	2	1:45.135	21.979	49.718	33.438	230.0	20:50.505								
11	2	1:44.248	21.146	50.773	32.329	258.6	22:34.753								
12	2	1:42.044	21.150	49.318	31.576	255.6	24:16.797								
13	2	1:42.386	20.923	49.367	32.096	256.8	25:59.183								
14	2	1:40.669	20.819	48.708	31.142	256.2	27:39.852								
15	2	1:39.567	20.195	48.340	31.032	257.4	29:19.419								
16	2	1:40.768	20.623	48.330	31.815	257.4	31:00.187								
3		United Autosports		LIGIER JS P3 - Nissan		LMP3									
		1.Mark PATTERSON		3.Wayne BOYD											
		2.Matthew BELL													
1	1	3:52.125	2:11.526	1:03.506	37.093		3:52.125								
2	1	1:58.441	27.640	55.541	35.260	174.0	5:50.566								
3	1	1:55.762	23.460	58.084	34.218	207.8	7:46.328								
4	1	1:45.793	22.616	51.041	32.136	225.3	9:32.121								
5	1	1:50.785	23.720	53.579	33.486	219.4	11:22.906								
6	1	1:42.151	20.887	50.058	31.206	252.1	13:05.057								
7	1	1:43.049	21.659	49.706	31.684	255.0	14:48.106								
8	1	1:42.135	20.758	49.919	31.458	254.4	16:30.241								
9	1	1:41.252	20.432	49.011	31.809	254.4	18:11.493								
10	1	1:41.043	20.665	49.003	31.375	254.4	19:52.536								
11	1	1:41.413	21.698	48.682	31.033	255.6	21:33.949								
12	1	1:40.575	20.751	48.700	31.124	253.8	23:14.524								
13	1	1:41.385	20.364	48.574	32.447	256.8	24:55.909								
14	1	1:47.393	22.046	53.711	31.636	256.2	26:43.302								
15	1	1:39.836	20.293	48.552	30.991	254.4	28:23.138								
16	1	1:40.571	20.440	48.654	31.477	255.0	30:03.709								
6		360 Racing		LIGIER JS P3 - Nissan		LMP3									
		1.Terrence WOODWARD		3.James SWIFT											
		2.Ross KAISER													
1	3	2:22.056	48.352	59.751	33.953		2:22.056								
2	3	1:52.826	24.039	53.735	35.052	201.4	4:14.882								
3	3	1:46.212	23.312	50.889	32.011	226.2	6:01.094								
4	3	1:50.732	21.108	51.070	38.554	257.4	7:51.826								
5	3	1:41.570	20.777	49.447	31.346	255.6	9:33.396								
6	3	1:41.898	20.731	49.563	31.604	257.4	11:15.294								
7	3	1:43.937	21.230	50.901	31.806	260.4	12:59.231								
8	3	1:40.559	20.286	48.780	31.493	259.8	14:39.790								
9	3	1:40.355	20.389	49.025	30.941	259.8	16:20.145								
10	3	1:39.727	20.575	48.339	30.813	260.4	17:59.872								
11	3	1:39.774	20.239	48.757	30.778	260.4	19:39.646								
12	3	1:40.872	20.417	49.093	31.362	261.0	21:20.518								
13	3	1:40.879	20.142	48.527	32.210	261.0	23:01.397								
14	3	1:50.341	20.550	55.209	34.582	261.0	24:51.738								
15	3	1:41.730	20.542	49.697	31.491	261.0	26:33.468								
7		Villorba Corse		LIGIER JS P3 - Nissan		LMP3									
		1.Roberto LACORTE													
		2.Giorgio SERNAGIOTTO													
1	1	3:18.493	1:45.480	56.643	36.370		3:18.493								
2	1	1:58.631 B	23.436	52.936	42.259	243.2	5:17.124								
3	1	3:11.944	1:48.615	50.724	32.605		8:29.068								
4	1	1:45.033	21.050	51.157	32.826	251.5	10:14.101								
5	1	1:43.095	20.940	49.747	32.408	249.8	11:57.196								
6	1	1:43.860	20.957	50.396	32.507	250.9	13:41.056								
7	1	1:43.079	20.650	49.667	32.762	253.8	15:24.135								
8	1	1:43.318	20.964	49.954	32.400	249.2	17:07.453								
9	1	1:42.892	20.550	49.591	32.751	252.7	18:50.345								
10	1	1:42.035	20.722	49.391	31.922	253.2	20:32.380								
11	1	1:41.061	20.350	48.871	31.840	254.4	22:13.441								
12	1	1:40.549	20.282	48.741	31.526	253.8	23:53.990								
13	1	1:40.782	20.220	48.878	31.684	255.0	25:34.772								
14	1	1:40.239	20.388	48.379	31.472	254.4	27:15.011								
15	1	1:39.554	20.314	48.213	31.027	256.2	28:54.565								
16	1	1:49.935 B	20.435	50.317	39.183	258.6	30:44.500								
8		Race Performance		LIGIER JS P3 - Nissan		LMP3									
		1.Nicolas LEUTWILER		3.Bert LONGIN											
		2.Giorgio MAGGI													
1	1	2:36.842	1:07.739	54.745	34.358		2:36.842								
2	1	1:47.318	22.472	51.897	32.949	243.2	4:24.160								
3	1	1:45.773	21.557	51.535	32.681	242.6	6:09.933								
4	1	1:44.787	21.444	50.782	32.561	249.2	7:54.720								
5	1	2:48.448	21.247	1:49.045	38.156	252.1	10:43.168								
6	1	1:47.725	22.690	52.441	32.594	245.3	12:30.893								
7	1	1:44.233	21.754	50.311	32.168	252.7	14:15.126								
8	1	1:44.472	21.135	50.664	32.673	254.4	15:59.598								
9	1	1:44.356	20.973	50.810	32.573	253.8	17:43.954								
10	1	1:43.238	20.891	50.008	32.339	254.4	19:27.192								
11	1	1:42.867	20.807	49.981	32.079	253.8	21:10.059								
12	1	1:42.788	20.847	50.068	31.873	255.0	22:52.847								
13	1	1:43.420	21.732	49.666	32.022	255.6	24:36.267								
14	1	2:00.517	20.966	1:06.399	33.152	255.0	26:36.784								
15	1	1:42.924	20.788	49.916	32.220	253.8	28:19.708								
16	1	1:43.472	21.380	50.185	31.907	254.4	30:03.180								
9		Graff		LIGIER JS P3 - Nissan		LMP3									
		1.Eric TROUILLET		3.Enzo GUIBERT											
		2.Paul PETIT													
1	1	2:16.924	48.950	55.060	32.914		2:16.924								
2	1	1:44.650	21.959	50.208	32.483	250.4	4:01.574								
3	1	1:43.347	22.455	49.395	31.497	249.2	5:44.921								
4	1	1:41.019	20.812	48.844	31.363	254.4	7:25.940								
5	1	1:42.535	20.734	50.592	31.209	258.0	9:08.475								
6	1	1:40.012	20.615	48.465	30.932	257.4	10:48.487								
7	1	1:42.663	21.444	49.414	31.805	258.6	12:31.150								
8	1	1:39.704	20.781	48.111	30.812	256.2	14:10.854								
9	1	1:40.096	20.762	48.380	30.954	254.4	15:50.950								
10	1	1:39.567	20.477	48.062	31.028	255.6	17:30.517								
11	1	1:39.420	20.319	48.332	30.769	256.8	19:09.937								
12	1	1:41.755	20.174	47.854	33.727	257.4	20:51.692								



EUROPEAN LE MANS SERIES
4 Hours of Estoril
Bronze Driver Collective Test

Sector Analysis

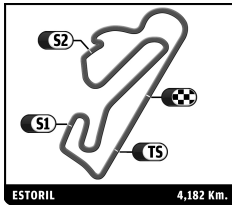
Personal Best							Session Best							B Crossing the finish line in pit lane						
Lap	D	Time	Sector 1	Sector 2	Sector 3	T. Spd	Elapsed	Lap	D	Time	Sector 1	Sector 2	Sector 3	T. Spd	Elapsed					
10 Graff LIGIER JS P3 - Nissan 1.John FALB LMP3 2.Sean RAYHALL 3.Vicente POTOLICCHIO																				
1	1	2:18.341	50.098	55.407	32.836		2:18.341													
2	1	1:45.906	22.717	51.149	32.040	249.8	4:04.247													
3	1	1:46.428	21.733	52.694	32.001	255.6	5:50.675													
4	1	1:43.545	21.552	50.207	31.786	256.2	7:34.220													
5	1	1:42.962	21.543	50.063	31.356	258.6	9:17.182													
6	1	1:43.349	21.599	50.109	31.641	259.2	11:00.531													
7	1	1:42.523	20.761	50.411	31.351	262.3	12:43.054													
8	1	1:41.051	20.814	48.880	31.357	256.8	14:24.105													
9	1	1:42.336	21.361	49.872	31.103	258.0	16:06.441													
10	1	1:48.824	20.684	49.203	38.937	259.8	17:55.265													
11	3	4:14.957	2:49.394	52.837	32.726		22:10.222													
12	3	1:41.173	21.271	48.829	31.073	258.0	23:51.395													
13	3	1:41.231	20.494	49.532	31.205	259.8	25:32.626													
14	3	1:40.430	20.506	49.033	30.891	257.4	27:13.056													
15	3	1:39.588	20.442	48.554	30.592	259.2	28:52.644													
16	3	1:41.246	20.789	48.788	31.669	258.6	30:33.890													
13 Inter Europol Competition LIGIER JS P3 - Nissan 1.Jakub SMIECHOWSKI LMP3 2.Jens PETERSEN																				
1	2	2:47.232	1:23.392	51.298	32.542		2:47.232													
2	2	1:44.421	22.016	50.678	31.727	250.4	4:31.653													
3	2	1:42.882	21.716	49.527	31.639	250.9	6:14.535													
4	2	1:42.030	21.071	49.270	31.689	251.5	7:56.565													
5	2	2:02.111	20.928	1:09.591	31.592	251.5	9:58.676													
6	2	1:40.611	20.526	49.163	30.922	252.7	11:39.287													
7	2	1:40.706	20.629	48.795	31.282	253.2	13:19.993													
8	2	1:51.424	21.046	49.882	30.496	255.6	15:11.417													
9	2	4:31.382	3:10.413	49.382	31.587		19:42.799													
10	2	1:41.976	20.761	49.976	31.239	256.2	21:24.775													
11	2	1:41.158	20.720	49.201	31.237	254.4	23:05.933													
12	2	1:40.427	20.640	48.464	31.323	255.0	24:46.360													
13	2	1:40.766	20.782	49.072	30.912	255.0	26:27.126													
14	2	1:41.083	20.799	48.939	31.345	256.2	28:08.209													
15	2	1:41.318	20.955	48.931	31.432	255.6	29:49.527													
16	2	1:57.560	20.792	53.470	43.298	252.7	31:47.087													
15 RLR M Sport LIGIER JS P3 - Nissan 1.Morten DONS LMP3 2.Anthony WELLS 3.Aisdaire MCCAIG																				
1	3	3:42.223	1:49.685	1:05.459	47.079		3:42.223													
2	3	3:36.727	2:06.174	56.488	34.065		7:18.950													
3	3	1:55.908	24.575	57.634	33.699	204.8	9:14.858													
4	3	1:51.414	23.732	53.095	34.587	225.7	11:06.272													
5	3	1:48.194	23.164	52.084	32.946	205.1	12:54.466													
6	3	1:46.941	22.179	51.344	33.418	250.9	14:41.407													
7	3	1:45.715	21.483	51.719	32.513	252.1	16:27.122													
8	3	1:49.939	21.439	50.314	38.186	252.7	18:17.061													
9	2	3:27.016	1:57.976	55.886	33.154		21:44.077													
10	2	1:48.268	21.531	50.138	36.599	253.2	23:32.345													
11	2	1:43.489	21.088	50.188	32.213	255.0	25:15.834													
12	2	1:44.637	21.183	49.999	33.455	256.8	27:00.471													
13	2	1:44.523	22.426	49.555	32.542	250.9	28:44.994													
14	2	1:42.757	21.231	49.873	31.653	250.4	30:27.751													
12 Eurointernational LIGIER JS P3 - Nissan 1.Rik BREUKERS LMP3 2.Andrea DROMEDARI 3.Miguel FAISCA																				
1	2	3:30.596	1:53.740	1:00.593	36.263		3:30.596													
2	2	1:53.630	25.068	55.353	33.209	231.4	5:24.226													
3	2	1:50.880	23.669	54.200	33.011	250.4	7:15.106													
4	2	1:46.646	22.896	51.191	32.559	251.5	9:01.752													
5	2	1:45.188	21.447	51.434	32.307	253.2	10:46.940													
6	2	1:47.215	21.497	52.926	32.792	254.4	12:34.155													
7	2	1:43.718	21.010	50.558	32.150	252.1	14:17.873													
8	2	1:43.379	20.764	50.498	32.117	254.4	16:01.252													
9	2	1:43.231	20.727	50.160	32.344	253.8	17:44.483													
10	2	1:43.199	20.982	49.986	32.231	255.6	19:27.682													
11	2	1:43.369	20.903	50.039	32.427	255.0	21:11.051													
12	2	1:43.510	21.417	50.264	31.829	244.8	22:54.561													
16 Panis Barthez Competition LIGIER JS P3 - Nissan 1.Eric DEBARD LMP3 2.Valentin MOINEAULT 3.Simon GACHET																				
1	1	2:05.517	41.338	52.317	31.862		2:05.517													
2	1	1:45.979	21.203	51.825	32.951	252.1	3:51.496													
3	1	1:42.215	21.196	49.912	31.107	252.1	5:33.711													
4	1	1:42.221	20.833	49.577	31.811	256.2	7:15.932													
5	1	1:41.787	21.155	49.095	31.537	256.8	8:57.719													
6	1	1:40.985	20.744	48.935	31.306	253.8	10:38.704													
7	1	1:40.479	20.588	48.681	31.210	254.4	12:19.183													
8	1	1:48.271	20.588	48.394	39.289	254.4	14:07.454													
9	1	5:34.240	4:12.435	50.564	31.241		19:41.694													
10	1	1:40.269	20.632	48.599	31.038	256.2	21:21.963													
11	1	1:41.924	21.135	48.723	32.066	253.8	23:03.887													
12	1	1:40.195	20.610	48.543	31.042	252.7	24:44.082													



EUROPEAN LE MANS SERIES
4 Hours of Estoril
Bronze Driver Collective Test

Sector Analysis

Lap 13							Lap 14							Lap 15							Lap 16																																																																																																																		
Lap	D	Time	Sector 1	Sector 2	Sector 3	T. Spd	Elapsed	Lap	D	Time	Sector 1	Sector 2	Sector 3	T. Spd	Elapsed	Lap	D	Time	Sector 1	Sector 2	Sector 3	T. Spd	Elapsed	Lap	D	Time	Sector 1	Sector 2	Sector 3	T. Spd	Elapsed																																																																																																								
13	1	1:40.314	20.744	48.653	30.917	258.0	26:24.396	14	1	1:39.504	20.251	48.461	30.792	256.8	28:03.900	15	1	1:42.275	20.796	48.894	32.585	259.2	29:46.175	16	1	1:39.116	20.285	48.084	30.747	258.6	31:25.291																																																																																																								
<p>17 Ultimate LIGIER JS P3 - Nissan LMP3 1. Jean Baptiste LAHAYE 3. Matthieu LAHAYE 2. François HERIAU</p>																																																																																																																																							
1	2	2:28.620	59.824	55.332	33.464		2:28.620	2	2	1:44.146	21.302	50.248	32.596	249.2	4:12.766	3	2	1:41.546	20.626	48.747	32.173	254.4	5:54.312	4	2	1:46.306	21.707	52.689	31.910	256.8	7:40.618	5	2	1:43.340	21.265	49.956	32.119	255.6	9:23.958	6	2	1:42.261	20.889	49.061	32.311	258.0	11:06.219	7	2	1:41.077	20.926	48.548	31.603	256.2	12:47.296	8	2	1:41.931	21.382	48.957	31.592	256.8	14:29.227	9	2	1:47.395B	20.756	49.003	37.636	258.0	16:16.622	10	2	2:51.131	1:30.046	49.778	31.307		19:07.753	11	2	1:43.730	20.191	49.510	34.029	257.4	20:51.483	12	2	1:43.814	20.611	51.228	31.975	258.6	22:35.297	13	2	1:41.913	21.086	49.173	31.654	258.6	24:17.210	14	2	1:43.188	21.756	50.293	31.139	256.8	26:00.398	15	2	1:39.959	20.343	48.220	31.396	258.0	27:40.357	16	2	1:39.916	20.203	48.161	31.552	259.2	29:20.273	17	2	1:41.513	20.739	49.524	31.250	257.4	31:01.786
<p>18 M.Racing - YMR LIGIER JS P3 - Nissan LMP3 1. Thomas LAURENT 3. Alexandre COUGNAUD 2. Yann EURLACHER</p>																																																																																																																																							
1	1	3:01.293	1:38.956	51.212	31.125		3:01.293	2	1	1:39.948	21.617	48.085	30.246	255.0	4:41.241	3	1	1:40.607	21.367	47.964	31.276	258.0	6:21.848	4	1	1:38.098	20.044	47.542	30.512	258.0	7:59.946	5	1	1:39.778	20.437	47.987	31.354	261.7	9:39.724	6	1	1:38.070	19.985	47.529	30.556	260.4	11:17.794	7	1	1:46.180B	20.683	49.129	36.368	260.4	13:03.974	8	1	4:06.573	2:47.660	48.599	30.314		17:10.547	9	1	1:38.076	19.933	47.418	30.725	260.4	18:48.623	10	1	1:37.684	19.873	47.350	30.461	260.4	20:26.307	11	1	1:37.724	20.085	47.393	30.246	261.7	22:04.031	12	1	1:39.158	19.889	47.526	31.743	259.2	23:43.189	13	1	1:37.346	19.876	47.188	30.282	259.2	25:20.535	14	1	1:39.363	20.363	47.823	31.177	261.0	26:59.898	15	1	1:37.713	20.235	47.173	30.305	262.3	28:37.611	16	1	1:43.302B	19.704	48.333	35.265	261.0	30:20.913								
<p>19 Duqueine Engineering LIGIER JS P3 - Nissan LMP3 1. David HALLYDAY 3. David DROUX 2. Dino LUNARDI</p>																																																																																																																																							
1	1	3:54.836	2:16.928	1:00.208	37.700		3:54.836	2	1	1:48.504	23.876	51.669	32.959	213.1	5:43.340	3	1	1:44.915	21.751	50.803	32.361	250.9	7:28.255	4	1	1:43.048	21.014	50.311	31.723	253.2	9:11.303	5	1	1:42.605	20.689	50.107	31.809	256.8	10:53.908	6	1	1:52.756B	20.810	49.391	42.555	253.8	12:46.664	7	1	3:48.072	2:26.174	50.079	31.819		16:34.736	8	1	1:42.390	21.083	49.610	31.697	257.4	18:17.126	9	1	1:43.413	20.799	50.407	32.207	258.6	20:00.539	10	1	1:44.030	21.395	49.595	33.040	252.7	21:44.569																																																								
<p>20 Duqueine Engineering LIGIER JS P3 - Nissan LMP3 1. Maxime PIALAT 3. Antonin BORGA 2. Eric CLEMENT</p>																																																																																																																																							
1	2	4:52.547	3:23.681	54.606	34.260		4:52.547	2	2	1:47.553	22.428	51.995	33.130	249.2	6:40.100	3	2	1:46.792	21.741	51.768	33.283	252.1	8:26.892	4	2	1:48.435	21.671	53.275	33.489	253.2	10:15.327	5	2	1:45.345	21.436	50.898	33.011	254.4	12:00.672	6	2	1:44.131	21.117	50.369	32.645	255.6	13:44.803	7	2	1:43.870	21.036	50.185	32.649	258.0	15:28.673	8	2	1:52.722B	21.339	51.075	40.308	259.2	17:21.395	9	2	4:17.713	2:54.278	51.003	32.432		21:39.108	10	2	1:43.733	21.598	49.779	32.356	257.4	23:22.841	11	2	1:42.813	20.759	49.875	32.179	258.0	25:05.654	12	2	1:43.284	20.998	50.130	32.156	258.6	26:48.938	13	2	1:43.293	21.188	49.947	32.158	260.4	28:32.231	14	2	1:42.350	21.000	49.594	31.756	259.8	30:14.581																								
<p>21 DragonSpeed Oreca 05 - Nissan LMP2 1. Henrik HEDMAN 3. Ben HANLEY 2. Nicolas LAPIERRE</p>																																																																																																																																							
1	1	2:10.034	43.953	53.099	32.982		2:10.034	2	1	1:42.190	20.390	48.962	32.838	264.8	3:52.224	3	1	1:40.004	20.907	48.513	30.584	266.7	5:32.228	4	1	1:39.869	19.480	49.594	30.795	267.4	7:12.097	5	1	1:36.294	19.492	46.550	30.252	268.0	8:48.391	6	1	1:40.289	20.126	49.131	31.032	269.3	10:28.680	7	1	1:37.293	19.518	47.264	30.511	267.4	12:05.973	8	1	1:49.365B	21.291	48.712	39.362	266.1	13:55.338	9	1	5:37.053	4:16.662	48.937	31.454		19:32.391	10	1	1:38.416	19.737	47.943	30.736	271.3	21:10.807	11	1	1:39.883	20.406	48.497	30.980	264.8	22:50.690	12	1	1:36.411	19.328	47.082	30.001	268.7	24:27.101	13	1	1:43.260	22.333	50.087	30.840	268.0	26:10.361	14	1	1:47.806B	19.435	49.039	39.332	268.7	27:58.167																								
<p>23 Panis Barthez Competition LIGIER JS P2 - Nissan LMP2 1. Fabien BARTHEZ 3. Paul Loup CHATIN 2. Timothé BURET</p>																																																																																																																																							
1	1	2:03.633	37.633	53.717	32.283		2:03.633	2	1	1:55.211B	21.636	52.718	40.857	255.6	3:58.844	3	1	4:17.754	2:57.890	49.699	30.165		8:16.598	4	1	1:38.924	20.651	48.419	29.854	260.4	9:55.522	5	1	1:46.463B	20.550	48.278	37.635	261.7	11:41.985	6	1	4:42.767	3:22.586	49.192	30.989		16:24.752	7	1	1:41.641	20.812	48.611	32.218	263.5	18:06.393	8	1	1:37.388	20.223	47.286	29.879	256.8	19:43.781	9	1	1:38.218	19.992	47.555	30.671	264.2	21:21.999	10	1	1:38.340	19.669	47.901	30.770	261.7	23:00.339	11	1	1:36.454	19.730	47.082	29.642	261.7	24:36.793	12	1	1:39.614	21.183	47.979	30.452	264.2	26:16.407	13	1	1:39.046	20.283	47.435	31.328	263.5	27:55.453	14	1	1:45.449B	19.637	48.709	37.103	263.5	29:40.902																								



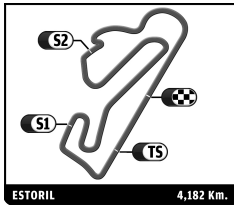
EUROPEAN LE MANS SERIES

4 Hours of Estoril

Bronze Driver Collective Test

Sector Analysis

								■ Personal Best ■ Session Best ■ Crossing the finish line in pit lane							
Lap	D	Time	Sector 1	Sector 2	Sector 3	T. Spd	Elapsed	Lap	D	Time	Sector 1	Sector 2	Sector 3	T. Spd	Elapsed
24 Oak Racing 1. Jacques NICOLET 2. Pierre NICOLET								LIGIER JS P3 - Nissan LMP3							
1	1	6:16.966	4:51.487	52.730	32.749		6:16.966	1	1	4:39.647	3:03.764	1:00.544	35.339		4:39.647
2	1	1:42.623	21.527	49.618	31.478	249.8	7:59.589	2	1	1:51.706	25.328	52.474	33.904	190.9	6:31.353
3	1	1:46.606	21.730	51.775	33.101	255.0	9:46.195	3	1	1:49.109	22.929	52.805	33.375	230.5	8:20.462
4	1	1:41.649	21.092	48.871	31.686	253.8	11:27.844	4	1	1:47.203	22.302	51.543	33.358	254.4	10:07.665
5	1	1:41.614	20.483	49.937	31.194	255.6	13:09.458	5	1	1:45.757	21.677	51.042	33.038	258.6	11:53.422
6	1	1:41.102	20.637	49.418	31.047	255.6	14:50.560	6	1	1:49.925	22.880	51.430	35.615	258.6	13:43.347
7	1	1:41.775	20.707	48.981	32.087	258.6	16:32.335	7	1	1:45.160	21.809	50.275	33.076	259.8	15:28.507
8	1	1:41.393	21.112	48.963	31.318	255.6	18:13.728	8	1	1:57.610 B	22.038	52.655	42.917	249.2	17:26.117
9	1	1:40.379	20.580	48.830	30.969	260.4	19:54.107	9	1	3:30.179	1:56.718	53.043	40.418		20:56.296
10	1	1:42.125	21.606	49.485	31.034	258.6	21:36.232	10	1	1:46.024	21.872	50.809	33.343	260.4	22:42.320
11	1	1:40.924	20.419	49.121	31.384	259.8	23:17.156	11	1	1:43.978	21.200	50.657	32.121	261.0	24:26.298
12	1	1:40.352	20.753	48.584	31.015	258.6	24:57.508	12	1	1:49.009	22.788	53.277	32.944	262.3	26:15.307
13	1	1:47.985	21.461	54.064	32.460	258.6	26:45.493	13	1	1:44.649	21.469	50.673	32.507	261.0	27:59.956
14	1	1:58.803	20.755	1:04.584	33.464	257.4	28:44.296	14	1	1:43.070	21.287	49.539	32.244	261.0	29:43.026
15	1	1:41.712	20.695	49.494	31.523	257.4	30:26.008	15	1	1:47.503	21.266	53.562	32.675	262.3	31:30.529
28 Idec Sport Racing 1. Patrice LAFARGUE 2. Paul LAFARGUE								LIGIER JS P2 - Judd LMP2							
1	1	3:02.379 B	1:22.401	56.399	43.579		3:02.379	1	1	2:12.248	44.586	54.038	33.624		2:12.248
2	1	3:21.637	1:55.863	51.931	33.843		6:24.016	2	1	1:43.615	21.108	50.257	32.250	258.6	3:55.863
3	1	1:43.955	21.954	49.813	32.188	250.4	8:07.971	3	1	1:43.325	21.818	49.335	32.172	262.3	5:39.188
4	1	1:41.498	20.767	48.865	31.866	259.8	9:49.469	4	1	1:42.253	20.792	49.246	32.215	260.4	7:21.441
5	1	1:39.466	20.339	47.913	31.214	261.0	11:28.935	5	1	1:43.186	21.654	49.303	32.229	258.6	9:04.627
6	1	1:38.638	20.264	47.479	30.895	262.3	13:07.573	6	1	1:43.362	21.014	49.794	32.554	260.4	10:47.989
7	1	1:38.892	19.970	47.456	31.466	262.3	14:46.465	7	1	1:52.556 B	21.403	50.520	40.633	261.0	12:40.545
8	1	1:48.117 B	20.354	48.142	39.621	258.6	16:34.582	8	1	3:42.273	2:18.129	51.635	32.509		16:22.818
9	1	3:26.041	2:05.479	49.340	31.222		20:00.623	9	1	1:43.489	20.913	49.865	32.711	259.8	18:06.307
10	1	1:38.836	20.265	47.707	30.864	261.7	21:39.459	10	1	1:44.113	21.674	49.805	32.634	256.8	19:50.420
11	1	1:47.192 B	20.517	47.635	39.040	264.8	23:26.651	11	1	1:43.408	21.247	49.757	32.404	257.4	21:33.828
12	1	2:45.165	1:23.597	50.420	31.148		26:11.816	12	1	1:44.156	21.691	49.791	32.674	260.4	23:17.984
13	1	1:39.246	19.848	47.575	31.823	261.0	27:51.062	13	1	1:43.469	21.189	49.962	32.318	259.2	25:01.453
14	1	1:39.137	20.453	47.760	30.924	262.3	29:30.199	14	1	1:47.245	21.097	53.539	32.609	260.4	26:48.698
15	1	1:38.013	20.070	47.393	30.550	261.0	31:08.212	15	1	1:43.371	21.060	49.855	32.456	261.0	28:32.069
51 AF Corse 1. Piergiuseppe PERAZZINI 2. Marco CIOCI								Ferrari F458 Italia LMGTE							
1	1	4:01.586	2:32.843	53.966	34.777		4:01.586	1	1	3:32.645	2:01.114	57.596	33.935		3:32.645
2	1	1:47.253	23.288	50.700	33.265	231.9	5:48.839	2	1	1:45.578	22.708	50.281	32.589	255.0	5:18.223
3	1	1:44.524	21.484	50.186	32.854	255.6	7:33.363	3	1	1:43.846	21.160	50.071	32.615	256.8	7:02.069
4	1	1:43.398	21.228	49.443	32.727	257.4	9:16.761	4	1	1:44.264	21.731	49.823	32.710	258.6	8:46.333
5	1	1:43.658	21.557	49.907	32.194	258.6	11:00.419	5	1	1:56.311 B	21.242	52.086	42.983	256.8	10:42.644
6	1	1:44.128	21.484	50.068	32.576	261.0	12:44.547	6	1	2:55.427	1:33.061	50.083	32.283		13:38.071
7	1	1:43.026	21.058	49.548	32.420	260.4	14:27.573	7	1	1:41.462	20.986	48.826	31.650	259.8	15:19.533
8	1	1:42.704	21.046	49.469	32.189	258.6	16:10.277	8	1	1:42.164	20.999	49.142	32.023	258.6	17:01.697
9	1	1:42.627	20.908	49.440	32.279	260.4	17:52.904	9	1	1:41.674	20.925	48.834	31.915	259.2	18:43.371
10	1	1:49.145 B	20.982	49.440	38.723	259.2	19:42.049	10	1	1:42.103	21.058	49.159	31.886	259.8	20:25.474
11	1	3:30.073	2:02.687	53.434	33.952		23:12.122	11	1	1:43.075	20.811	49.833	32.431	259.2	22:08.549
12	1	1:43.527	20.988	49.526	33.013	259.8	24:55.649	12	1	1:42.100	20.913	49.296	31.891	258.6	23:50.649
13	1	1:49.679	22.965	54.052	32.662	260.4	26:45.328	13	1	1:44.321	20.868	50.477	32.976	259.8	25:34.970
14	1	1:45.076	21.587	51.012	32.477	261.7	28:30.404	14	1	1:43.630	21.936	49.362	32.332	240.5	27:18.600
15	1	2:36.027	20.785	1:42.282	32.960	260.4	31:06.431	15	1	1:42.651	20.899	49.665	32.087	259.8	29:01.251
								16	1	1:45.123	21.499	50.970	32.654	259.8	30:46.374
55 AF Corse 1. Duncan CAMERON 2. Matt GRIFFIN								Ferrari F458 Italia LMGTE							
1	1	4:39.647	3:03.764	1:00.544	35.339		4:39.647	1	1	4:39.647	3:03.764	1:00.544	35.339		4:39.647
2	1	1:51.706	25.328	52.474	33.904	190.9	6:31.353	2	1	1:51.706	25.328	52.474	33.904	190.9	6:31.353
3	1	1:49.109	22.929	52.805	33.375	230.5	8:20.462	3	1	1:49.109	22.929	52.805	33.375	230.5	8:20.462
4	1	1:47.203	22.302	51.543	33.358	254.4	10:07.665	4	1	1:47.203	22.302	51.543	33.358	254.4	10:07.665
5	1	1:45.757	21.677	51.042	33.038	258.6	11:53.422	5	1	1:45.757	21.677	51.042	33.038	258.6	11:53.422
6	1	1:49.925	22.880	51.430	35.615	258.6	13:43.347	6	1	1:49.925	22.880	51.430	35.615	258.6	13:43.347
7	1	1:45.160	21.809	50.275	33.076	259.8	15:28.507	7	1	1:45.160	21.809	50.275	33.076	259.8	15:28.507
8	1	1:57.610 B	22.038	52.655	42.917	249.2	17:26.117	8	1	1:57.610 B	22.038	52.655	42.917	249.2	17:26.117
9	1	3:30.179	1:56.718	53.043	40.418		20:56.296	9	1	3:30.179	1:56.718	53.043	40.418		20:56.296
10	1	1:46.024	21.872	50.809	33.343	260.4	22:42.320	10	1	1:46.024	21.872	50.809	33.343	260.4	22:42.320
11	1	1:43.978	21.200	50.657	32.121	261.0	24:26.298	11	1	1:43.978	21.200	50.657	32.121	261.0	24:26.298
12	1	1:49.009	22.788	53.277	32.944	262.3	26:15.307	12	1	1:49.009	22.788	53.277	32.944	262.3	26:15.307
13	1	1:44.649	21.469	50.673	32.507	261.0	27:59.956	13	1	1:44.649	21.469	50.673	32.507	261.0	27:59.956
14	1	1:43.070	21.287	49.539	32.244	261.0	29:43.026	14	1	1:43.070	21.287	49.539	32.244	261.0	29:43.026
15	1	1:47.503	21.266	53.562	32.675	262.3	31:30.529	15	1	1:47.503	21.266	53.562	32.675	262.3	31:30.529
56 AT Racing 1. Alexander TALKANITSA 2. Alexander TALKA JR								Ferrari F458 Italia LMGTE							
1	1	2:12.248	44.586	54.038	33.624		2:12.248	1	1	2:12.248	44.586	54.038	33.624		2:12.248
2	1	1:43.615	21.108	50.257	32.250	258.6	3:55.863	2	1	1:43.615	21.108	50.257	32.250	258.6	3:55.863
3	1	1:43.325	21.818	49.335	32.172	262.3	5:39.188	3	1	1:43.325	21.818	49.335	32.172	262.3	5:39.188
4	1	1:42.253	20.792	49.246	32.215	260.4	7:21.441	4	1	1:42.253	20.792	49.246	32.215	260.4	7:21.441
5	1	1:43.186	21.654	49.303	32.229	258.6	9:04.627	5	1	1:43.186	21.654	49.303	32.229	258.6	9:04.627
6	1	1:43.362	21.014	49.794	32.554	260.4	10:47.989	6	1	1:43.362	21.014	49.794	32.554	260	



EUROPEAN LE MANS SERIES

4 Hours of Estoril

Bronze Driver Collective Test

Sector Analysis

Lap	D	Time	Sector 1	Sector 2	Sector 3	T. Spd	Elapsed	Lap	D	Time	Sector 1	Sector 2	Sector 3	T. Spd	Elapsed	
66	JMW Motorsport		3. Andrea BERTOLINI			Ferrari F458 Italia		Aston Martin V8 Vantage								
	1. Robert SMITH					LMGTE		1. Andrew HOWARD								
	2. Rory BUTCHER							2. Darren TURNER								
	1	1	3:13.136 B	1:35.699	56.105	41.332		3:13.136	1	1	2:20.206	50.964	55.806	33.436		2:20.206
	2	1	4:11.613	2:48.162	50.789	32.662		7:24.749	2	1	1:48.291	22.500	52.383	33.408	224.8	4:08.497
	3	1	1:45.584	21.304	51.666	32.614	257.4	9:10.333	3	1	1:45.693	21.775	51.155	32.763	252.7	5:54.190
	4	1	1:45.224	21.280	51.294	32.650	261.0	10:55.557	4	1	1:49.814	22.385	54.265	33.164	245.9	7:44.004
	5	1	1:43.049	20.957	49.729	32.363	260.4	12:38.606	5	1	1:47.261	21.655	51.365	34.241	254.4	9:31.265
	6	1	1:43.000	20.903	49.682	32.415	260.4	14:21.606	6	1	1:45.785	21.646	50.559	33.580	252.7	11:17.050
	7	1	1:42.834	20.966	49.657	32.211	261.0	16:04.440	7	1	1:45.315	21.419	50.924	32.972	256.2	13:02.365
	8	1	1:42.874	20.917	49.686	32.271	261.7	17:47.314	8	1	1:44.094	21.377	50.329	32.388	255.0	14:46.459
	9	1	1:44.688	20.994	50.108	33.586	260.4	19:32.002	9	1	1:45.878	21.406	51.484	32.988	258.0	16:32.337
	10	1	1:43.553	21.168	49.876	32.509	261.0	21:15.555	10	1	1:44.060	21.687	50.028	32.345	258.6	18:16.397
	11	1	1:50.426 B	21.092	50.176	39.158	261.7	23:05.981	11	1	1:43.813	21.022	50.487	32.304	260.4	20:00.210
	12	1	4:03.320	2:40.168	50.545	32.607		27:09.301	12	1	1:45.413	21.594	51.060	32.759	260.4	21:45.623
13	1	1:43.387	20.861	50.145	32.381	262.3	28:52.688	13	1	1:45.000	21.375	50.339	33.286	257.4	23:30.623	
14	1	1:46.108	21.462	51.966	32.680	261.0	30:38.796	14	1	1:44.354	21.190	50.315	32.849	258.6	25:14.977	
77	Proton Competition		3. Marco SEEFRIED			Porsche 911 RSR 991		Aston Martin V8 Vantage								
	1. Michael HEDLUND					LMGTE		1. Andrew HOWARD								
	2. Wolf HENZLER							2. Darren TURNER								
	1	1	2:16.396 B	37.095	57.459	41.842		2:16.396	1	1	2:20.206	50.964	55.806	33.436		2:20.206
	2	1	4:27.370	3:02.736	51.657	32.977		6:43.766	2	1	1:48.291	22.500	52.383	33.408	224.8	4:08.497
	3	1	1:46.696	22.246	51.649	32.801	255.6	8:30.462	3	1	1:45.693	21.775	51.155	32.763	252.7	5:54.190
	4	1	1:47.672	22.080	51.988	33.604	258.6	10:18.134	4	1	1:49.814	22.385	54.265	33.164	245.9	7:44.004
	5	1	1:46.994	22.686	51.319	32.989	258.0	12:05.128	5	1	1:47.261	21.655	51.365	34.241	254.4	9:31.265
	6	1	1:45.233	21.683	50.656	32.894	257.4	13:50.361	6	1	1:45.785	21.646	50.559	33.580	252.7	11:17.050
	7	1	1:44.682	21.470	50.564	32.648	258.6	15:35.043	7	1	1:45.315	21.419	50.924	32.972	256.2	13:02.365
	8	1	1:44.233	21.321	50.412	32.500	259.8	17:19.276	8	1	1:44.094	21.377	50.329	32.388	255.0	14:46.459
	9	1	1:45.217	21.380	50.989	32.848	259.8	19:04.493	9	1	1:45.878	21.406	51.484	32.988	258.0	16:32.337
	10	1	1:44.644	21.325	50.469	32.850	259.8	20:49.137	10	1	1:44.060	21.687	50.028	32.345	258.6	18:16.397
	11	1	1:43.947	21.389	50.210	32.348	260.4	22:33.084	11	1	1:43.813	21.022	50.487	32.304	260.4	20:00.210
	12	1	1:43.829	21.389	49.814	32.626	259.8	24:16.913	12	1	1:45.413	21.594	51.060	32.759	260.4	21:45.623
13	1	1:46.594	21.645	52.313	32.636	257.4	26:03.507	13	1	1:45.000	21.375	50.339	33.286	257.4	23:30.623	
14	1	1:43.683	21.284	50.135	32.264	260.4	27:47.190	14	1	1:44.354	21.190	50.315	32.849	258.6	25:14.977	
15	1	1:43.332	20.999	49.903	32.430	261.0	29:30.522	15	1	1:50.350	21.333	54.857	34.160	260.4	27:05.327	
16	1	1:50.981 B	21.738	50.251	38.992	262.3	31:21.503	16	1	1:44.655	21.242	50.223	33.190	259.2	28:49.982	
88	Proton Competition		3. Benjamin BARKER			Porsche 911 RSR 991		Aston Martin V8 Vantage								
	1. Gianluca RODA					LMGTE		1. Andrew HOWARD								
	2. Christian RIED							2. Darren TURNER								
	1	2	2:17.964 B	38.092	54.383	45.489		2:17.964	1	1	2:20.206	50.964	55.806	33.436		2:20.206
	2	2	3:35.518	2:09.667	52.425	33.426		5:53.482	2	1	1:48.291	22.500	52.383	33.408	224.8	4:08.497
	3	2	1:46.871	22.274	52.029	32.568	255.0	7:40.353	3	1	1:45.693	21.775	51.155	32.763	252.7	5:54.190
	4	2	1:43.439	21.135	49.974	32.330	259.2	9:23.792	4	1	1:49.814	22.385	54.265	33.164	245.9	7:44.004
	5	2	1:43.341	21.579	49.660	32.102	259.8	11:07.133	5	1	1:47.261	21.655	51.365	34.241	254.4	9:31.265
	6	2	1:42.417	21.073	49.246	32.098	262.3	12:49.550	6	1	1:45.785	21.646	50.559	33.580	252.7	11:17.050
	7	2	1:42.140	21.013	48.969	32.158	261.0	14:31.690	7	1	1:45.315	21.419	50.924	32.972	256.2	13:02.365
	8	2	1:49.927 B	20.852	49.441	39.634	261.0	16:21.617	8	1	1:44.094	21.377	50.329	32.388	255.0	14:46.459
	9	1	4:26.102	3:00.013	52.461	33.628		20:47.719	9	1	1:45.878	21.406	51.484	32.988	258.0	16:32.337
	10	1	1:47.122	22.532	51.691	32.899	257.4	22:34.841	10	1	1:44.060	21.687	50.028	32.345	258.6	18:16.397
	11	1	1:45.983	22.408	50.610	32.965	230.9	24:20.824	11	1	1:43.813	21.022	50.487	32.304	260.4	20:00.210
	12	1	1:45.615	22.163	51.027	32.425	261.0	26:06.439	12	1	1:45.413	21.594	51.060	32.759	260.4	21:45.623
13	1	1:43.817	21.149	50.204	32.464	261.0	27:50.256	13	1	1:45.000	21.375	50.339	33.286	257.4	23:30.623	
14	1	1:47.578	21.093	52.802	33.683	261.0	29:37.834	14	1	1:44.354	21.190	50.315	32.849	258.6	25:14.977	
15	1	1:52.344 B	21.348	50.215	40.781	260.4	31:30.178	15	1	1:50.350	21.333	54.857	34.160	260.4	27:05.327	