

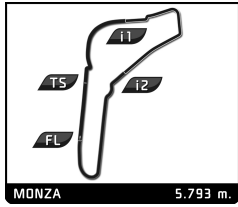
EUROPEAN LE MANS SERIES  
4 Hours of Monza  
Bronze Driver Collective Test

Sector Analysis

■ Personal Best ■ Session Best B Crossing the finish line in pit lane

Lap	D	Time	Sector 1	Sector 2	Sector 3	T. Spd	Elapsed	Lap	D	Time	Sector 1	Sector 2	Sector 3	T. Spd	Elapsed
<b>2</b> United Autosports Ligier JS P3 - Nissan 1.John FALB LMP3 2.Sean RAYHALL								5 1 1:52.246 36.052 37.781 38.413 262.1 10:00.298 6 1 1:53.059 36.265 38.246 38.548 262.8 11:53.357 7 1 <b>1:51.552</b> 35.951 37.613 37.988 262.8 13:44.909 8 1 1:51.882 35.730 37.811 38.341 261.5 15:36.791 9 1 1:56.937 <b>B</b> <b>35.686</b> <b>37.526</b> 43.725 262.8 17:33.728 10 2 4:14.127 2:53.230 41.241 39.656 176.5 21:47.855 11 2 1:53.038 36.634 38.504 37.900 260.9 23:40.893 12 2 1:52.526 35.790 38.557 38.179 263.4 25:33.419 13 2 1:52.944 35.931 39.139 <b>37.874</b> 263.4 27:26.363 14 2 1:53.656 37.389 38.352 37.915 259.6 29:20.019 15 2 3:30.678 <b>B</b> 40.227 1:07.573 1:42.878 248.8 32:50.697							
<b>3</b> United Autosports Ligier JS P3 - Nissan 1.Mark PATTERSON 3.Christian ENGLAND LMP3 2.Wayne BOYD								<b>6</b> 360 Racing Ligier JS P3 - Nissan 1.Terrence WOODWARD 3.Anthony WELLS LMP3 2.Ross KAISER							
1 1 2:24.228 51.899 46.582 45.747 137.4 2:24.228 2 1 2:25.489 <b>B</b> 44.364 46.645 54.480 159.3 4:49.717 3 1 5:58.568 4:29.335 45.031 44.202 146.3 10:48.285 4 1 2:05.681 40.518 43.391 41.772 180.6 12:53.966 5 1 1:53.880 36.858 38.648 38.374 204.5 14:47.846 6 1 1:51.739 36.103 37.579 38.057 260.9 16:39.585 7 1 1:50.886 35.508 37.545 37.833 264.1 18:30.471 8 1 1:50.048 35.438 37.215 37.395 264.7 20:20.519 9 1 <b>1:49.953</b> 35.561 37.228 <b>37.164</b> 264.7 22:10.472 10 1 1:57.809 <b>B</b> <b>35.108</b> 36.958 45.743 267.3 24:08.281 11 3 3:46.944 2:32.019 37.594 37.331 201.9 27:55.225 12 3 1:48.812 35.171 <b>36.825</b> 36.816 266.7 29:44.037 13 3 4:01.105 <b>B</b> 1:03.654 1:21.618 1:35.833 152.8 33:45.142								1 1 2:21.779 54.751 44.675 42.353 142.7 2:21.779 2 1 1:55.638 37.492 39.076 39.070 191.5 4:17.417 3 1 1:53.877 36.146 38.510 39.221 234.8 6:11.294 4 1 1:52.972 36.612 38.214 38.146 252.9 8:04.266 5 1 1:52.899 35.752 38.213 38.934 262.1 9:57.165 6 1 1:51.127 36.209 37.576 37.342 267.3 11:48.292 7 1 1:50.398 35.323 37.947 37.128 268.0 13:38.690 8 1 1:49.720 35.215 37.540 36.965 266.0 15:28.410 9 1 1:51.622 35.504 38.008 38.110 259.0 17:20.032 10 1 1:49.776 35.278 37.346 37.152 251.2 19:09.808 11 1 1:50.705 35.234 37.397 38.074 261.5 21:00.513 12 1 1:50.986 35.463 37.991 37.532 266.7 22:51.499 13 1 1:50.173 <b>35.015</b> 37.570 37.588 268.0 24:41.672 14 1 1:53.094 35.268 39.569 38.257 255.9 26:34.766 15 1 <b>1:49.517</b> 35.216 37.369 <b>36.932</b> 264.7 28:24.283 16 1 2:17.147 <b>B</b> 35.048 <b>37.099</b> 1:05.000 266.7 30:41.430							
<b>4</b> Cool Racing By GPC Ligier JS P3 - Nissan 1.Alexandre COIGNY 3.Gino FORGIONE LMP3 2.Iradj ALEXANDER								<b>7</b> Duqueine Engineering Ligier JS P3 - Nissan 1.Antonin BORGA 3.Nicolas SCHATZ LMP3 2.David DROUX							
1 1 3:40.614 1:53.123 54.690 52.801 117.9 3:40.614 2 1 2:30.226 <b>B</b> 45.081 47.058 58.087 174.2 6:10.840 3 1 5:58.117 4:25.306 46.252 46.559 135.7 12:08.957 4 1 2:09.336 40.551 44.483 44.302 225.5 14:18.293 5 1 2:06.822 38.911 43.665 44.246 235.3 16:25.115 6 1 2:06.254 39.081 43.004 44.169 232.3 18:31.369 7 1 2:04.581 38.472 42.905 43.204 243.8 20:35.950 8 1 2:03.943 37.940 42.475 43.528 254.1 22:39.893 9 1 <b>2:03.880</b> 37.970 <b>41.946</b> 43.964 249.4 24:43.773 10 1 2:05.273 37.919 44.634 <b>42.720</b> 241.6 26:49.046 11 1 2:05.171 37.851 44.084 43.236 239.5 28:54.217 12 1 3:07.189 <b>B</b> <b>37.535</b> 52.908 1:36.746 246.6 32:01.406								1 3 2:40.668 1:14.696 43.447 42.525 167.7 2:40.668 2 3 1:56.750 36.959 39.514 40.277 231.8 4:37.418 3 3 1:54.568 36.498 38.784 39.286 243.8 6:31.986 4 3 1:53.435 36.188 38.435 38.812 247.1 8:25.421 5 3 1:52.642 35.944 38.362 38.336 255.3 10:18.063 6 3 1:53.324 35.911 38.329 39.084 254.1 12:11.387 7 3 1:52.625 36.650 37.905 38.070 241.6 14:04.012 8 3 1:52.886 35.654 39.270 37.962 260.9 15:56.898 9 3 1:59.952 <b>B</b> 35.663 38.378 45.911 268.7 17:56.850 10 3 3:52.373 2:35.716 38.299 38.358 211.4 21:49.223 11 3 1:52.561 36.068 38.235 38.258 264.7 23:41.784 12 3 1:53.583 35.816 37.979 39.788 238.4 25:35.367 13 3 1:58.549 38.820 40.346 39.383 221.3 27:33.916 14 3 <b>1:50.174</b> <b>35.616</b> <b>37.379</b> <b>37.179</b> 256.5 29:24.090 15 3 3:44.879 <b>B</b> 49.806 1:21.010 1:34.063 271.4 33:08.969							
<b>5</b> By Speed Factory Ligier JS P3 - Nissan 1.Tim MÜLLER 3.Tristan VIIDAS LMP3 2.Jürgen KREBS								<b>8</b> Duqueine Engineering Ligier JS P3 - Nissan 1.Vincent BELTOISE 3.Lucas LÉGERET LMP3 2.Henry HASSID							
1 1 2:25.199 1:01.837 41.628 41.734 174.2 2:25.199 2 1 1:55.220 36.945 38.999 39.276 235.3 4:20.419 3 1 1:54.137 36.129 38.380 39.628 259.0 6:14.556 4 1 1:53.496 36.005 38.221 39.270 264.1 8:08.052								1 2 2:39.200 1:17.249 41.361 40.590 141.9 2:39.200 2 2 1:52.814 35.698 38.429 38.687 262.1 4:32.014 3 2 1:51.763 35.371 38.569 37.823 266.7 6:23.777 4 2 1:50.783 35.534 37.743 37.506 255.3 8:14.560							





**EUROPEAN LE MANS SERIES**  
4 Hours of Monza  
Bronze Driver Collective Test

Sector Analysis

Personal Best Session Best B Crossing the finish line in pit lane

Lap	D	Time	Sector 1	Sector 2	Sector 3	T. Spd	Elapsed	Lap	D	Time	Sector 1	Sector 2	Sector 3	T. Spd	Elapsed
5	2	1:51.373	35.894	37.782	37.697	255.3	10:05.933	7	2	1:48.617	34.877	36.911	36.829	267.3	14:36.518
6	2	1:57.952 B	35.233	38.162	44.557	262.8	12:03.885	8	2	1:48.500	34.842	36.839	36.819	271.4	16:25.018
7	2	4:23.930	3:08.935	37.819	37.176	188.5	16:27.815	9	2	1:48.331	35.014	36.756	36.561	271.4	18:13.349
8	2	1:49.253	35.308	36.834	37.111	259.0	18:17.068	10	2	1:55.044 B	34.969	36.941	43.134	273.4	20:08.393
9	2	1:48.503	34.804	36.764	36.935	270.0	20:05.571	11	2	3:40.530	2:22.699	38.867	38.964	204.9	23:48.923
10	2	1:48.498	34.941	36.652	36.905	266.7	21:54.069	12	2	1:50.997	34.965	38.067	37.965	273.4	25:39.920
11	2	1:53.400	35.005	37.162	41.233	266.0	23:47.469	13	2	1:52.343	34.968	37.794	39.581	270.0	27:32.263
12	2	1:49.059	35.016	36.891	37.152	268.0	25:36.528	14	2	1:47.987	34.659	36.457	36.871	274.8	29:20.250
13	2	1:54.999	35.151	40.019	39.829	262.8	27:31.527	15	2	3:26.477 B	35.175	1:10.544	1:40.758	273.4	32:46.727
14	2	1:49.530	35.057	37.172	37.301	270.0	29:21.057								
15	2	3:35.584 B	39.528	1:08.648	1:47.408	258.4	32:56.641								

**9 AT Racing** Ligier JS P3 - Nissan LMP3  
1.Alexander TALKANITSA 3.Maurizio MEDIANI  
2.Alexander TALKAJR

1	1	3:16.441 B	1:47.327	40.061	49.053	185.2	3:16.441
2	1	6:09.127	4:53.309	38.193	37.625	207.3	9:25.568
3	1	1:51.777	35.303	39.064	37.410	267.3	11:17.345
4	1	1:50.068	35.061	37.695	37.312	270.0	13:07.413
5	1	1:50.040	35.068	37.071	37.901	270.0	14:57.453
6	1	1:49.347	35.112	37.139	37.096	270.0	16:46.800
7	1	1:49.228	34.978	36.902	37.348	272.0	18:36.028
8	1	1:50.749	34.942	38.583	37.224	270.7	20:26.777
9	1	1:49.349	35.054	36.972	37.323	270.0	22:16.126
10	1	1:49.379	35.018	36.917	37.444	271.4	24:05.505
11	1	1:54.077	34.897	41.693	37.487	270.0	25:59.582
12	1	1:50.140	34.948	37.389	37.803	271.4	27:49.722
13	1	1:49.379	34.940	37.000	37.439	271.4	29:39.101
14	1	3:51.295 B	54.963	1:22.040	1:34.292	270.0	33:30.396

**10 Oregon Team** Norma M 30 - Nissan LMP3  
1.Davide RODA 3.Dario CAPITANIO  
2.Andres MENDEZ

1	1	2:38.082	1:15.388	42.894	39.800	167.4	2:38.082
2	1	1:55.907	35.930	39.261	40.716	259.0	4:33.989
3	1	1:50.217	35.152	37.651	37.414	269.3	6:24.206
4	1	1:50.613	35.436	37.804	37.373	257.1	8:14.819
5	1	1:59.419	44.093	37.891	37.435	274.1	10:14.238
6	1	1:50.001	34.584	37.270	38.147	274.1	12:04.239
7	1	1:48.306	34.315	36.933	37.058	276.2	13:52.545
8	1	1:49.156	34.983	37.065	37.108	267.3	15:41.701
9	1	1:50.030	34.979	37.043	38.008	274.1	17:31.731
10	1	1:48.476	34.667	36.765	37.044	276.2	19:20.207
11	1	1:49.215	34.733	36.817	37.665	274.1	21:09.422
12	1	1:51.089	34.717	39.242	37.130	274.8	23:00.511
13	1	1:48.906	34.975	36.933	36.998	275.5	24:49.417
14	1	1:51.614	34.895	38.497	38.222	276.2	26:41.031
15	1	2:00.652 B	34.725	37.117	48.810	274.8	28:41.683

**11 Eurointernational** Ligier JS P3 - Nissan LMP3  
1.Giorgio MONDINI  
2.Davide UBOLDI

1	2	3:33.934	2:14.043	40.308	39.583	201.5	3:33.934
2	2	1:51.724	36.344	37.904	37.476	234.8	5:25.658
3	2	1:50.735	35.265	37.749	37.721	267.3	7:16.393
4	2	1:50.142	35.112	37.258	37.772	269.3	9:06.535
5	2	1:49.469	35.193	37.193	37.083	270.7	10:56.004
6	2	1:51.897	35.859	38.790	37.248	264.7	12:47.901

**12 Eurointernational** Ligier JS P3 - Nissan LMP3  
1.Andrea DROMEDARI 3.Maxwell HANRATTY  
2.Maxime PIALAT

1	1	3:35.525	2:11.518	43.710	40.297	188.8	3:35.525
2	1	1:58.160	36.334	39.927	41.899	225.0	5:33.685
3	1	1:54.922	36.365	39.476	39.081	242.2	7:28.607
4	1	1:52.291	35.825	38.112	38.354	261.5	9:20.898
5	1	1:50.894	35.369	37.618	37.907	268.7	11:11.792
6	1	1:51.198	35.208	37.536	38.454	270.0	13:02.990
7	1	1:50.368	35.333	37.490	37.545	268.7	14:53.358
8	1	1:56.060 B	35.258	37.659	43.143	269.3	16:49.418
9	1	3:13.123	1:57.820	37.789	37.514	187.5	20:02.541
10	1	1:50.725	35.154	38.113	37.458	270.0	21:53.266
11	1	1:51.390	35.010	37.722	38.658	271.4	23:44.656
12	1	1:50.668	35.013	37.695	37.960	270.7	25:35.324
13	1	1:52.748	35.216	39.877	37.655	272.0	27:28.072
14	1	1:49.989	35.167	37.456	37.366	272.0	29:18.061
15	1	3:27.083 B	35.468	1:11.364	1:40.251	272.0	32:45.144

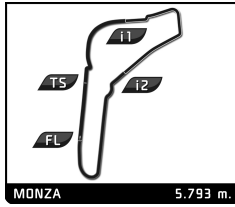
**13 Inter Europol Competition** Ligier JS P3 - Nissan LMP3  
1.Jakub SMIECHOWSKI  
2.Martin HIPPE

1	2	3:21.359	2:00.972	41.093	39.294	180.3	3:21.359
2	2	1:52.214	36.025	38.187	38.002	264.1	5:13.573
3	2	1:50.403	35.710	37.182	37.511	266.0	7:03.976
4	2	1:50.330	35.429	36.965	37.936	267.3	8:54.306
5	2	1:50.536	35.386	36.683	38.467	268.7	10:44.842
6	2	1:49.663	35.179	36.687	37.797	272.7	12:34.505
7	2	1:48.989	35.191	36.488	37.310	270.0	14:23.494
8	2	1:58.770 B	35.410	38.392	44.968	270.7	16:22.264
9	2	6:11.114	4:56.341	37.391	37.382	210.1	22:33.378
10	2	1:48.728	35.218	36.589	36.921	268.7	24:22.106
11	2	1:48.795	35.252	36.754	36.789	269.3	26:10.901
12	2	1:48.534	35.144	36.666	36.724	269.3	27:59.435
13	2	2:01.424 B	35.052	36.763	49.609	270.0	30:00.859

**15 RLR MSport** Ligier JS P3 - Nissan LMP3  
1.John FARANO 3.Alex KAPADIA  
2.Morten DONS

1	1	3:04.854	1:36.611	45.887	42.356	122.6	3:04.854
2	1	1:53.503	36.146	38.770	38.587	239.5	4:58.357
3	1	1:51.226	35.402	37.634	38.190	266.7	6:49.583
4	1	1:52.902	35.235	39.367	38.300	270.7	8:42.485
5	1	1:51.079	35.318	37.673	38.088	268.7	10:33.564
6	1	1:51.393	35.604	37.874	37.915	264.1	12:24.957
7	1	1:59.112 B	35.130	37.696	46.286	268.0	14:24.069
8	1	3:46.804	2:31.387	37.554	37.863	202.2	18:10.873
9	1	1:50.136	35.209	37.367	37.560	262.8	20:01.009





## EUROPEAN LE MANS SERIES 4 Hours of Monza Bronze Driver Collective Test

### Sector Analysis

■ Personal Best ■ Session Best ■ Crossing the finish line in pit lane

Lap	D	Time	Sector 1	Sector 2	Sector 3	T. Spd	Elapsed	Lap	D	Time	Sector 1	Sector 2	Sector 3	T. Spd	Elapsed
10	1	<b>1:49.887</b>	35.152	<b>37.054</b>	37.681	271.4	21:50.896	10	3	1:50.583	35.077	38.856	36.650	268.0	21:43.721
11	1	1:52.770	35.591	39.423	37.756	268.0	23:43.666	11	3	<b>1:47.956</b>	<b>34.784</b>	36.615	<b>36.557</b>	268.0	23:31.677
12	1	1:51.015	35.583	37.508	37.924	272.0	25:34.681	12	3	1:49.444	34.798	<b>36.524</b>	38.122	268.0	25:21.121
13	1	1:52.060	<b>35.093</b>	39.001	37.966	272.0	27:26.741	13	3	1:55.990	35.071	38.661	42.258	270.0	27:17.111
14	1	1:50.610	35.788	37.068	37.754	259.6	29:17.351	14	3	1:57.368	34.798	37.932	44.638	268.0	29:14.479
15	1	3:26.863 <b>B</b>	35.059	1:12.005	1:39.799	271.4	32:44.214	15	3	3:26.957 <b>B</b>	35.164	1:11.832	1:39.961	268.0	32:41.436

16		Panis Barthez Competition		LIGIER Ligier JSP3			
		1.Eric DEBARD	3.Theo BEAN	LMP3			
		2.Simon GACHET					
1	1	2:27.174	1:05.436	41.668	40.070	177.0	2:27.174
2	1	1:55.343	38.241	38.566	38.536	172.5	4:22.517
3	1	1:51.539	35.446	37.602	38.491	263.4	6:14.056
4	1	1:51.401	35.015	38.635	37.751	270.7	8:05.457
5	1	1:50.771	35.168	37.809	37.794	270.0	9:56.228
6	1	1:49.095	34.874	36.857	37.364	270.0	11:45.323
7	1	1:49.725	34.922	37.138	37.665	270.7	13:35.048
8	1	1:49.603	34.761	36.987	37.855	270.0	15:24.651
9	1	1:49.621	34.890	37.078	37.653	269.3	17:14.272
10	1	1:49.431	34.885	37.117	37.429	270.0	19:03.703
11	1	1:49.543	34.766	37.215	37.562	270.7	20:53.246
12	1	1:56.594	37.100	40.615	38.879	250.0	22:49.840
13	1	1:51.317	<b>34.657</b>	36.962	39.698	270.0	24:41.157
14	1	1:49.345	34.834	37.081	37.430	270.7	26:30.502
15	1	<b>1:48.761</b>	34.881	<b>36.902</b>	<b>36.978</b>	270.0	28:19.263
16	1	2:11.653 <b>B</b>	34.738	<b>36.787</b>	1:00.128	270.7	30:30.916

19		M.Racing - YMR		Norma M 30 - Nissan			
		1.Ricky CAPO		LMP3			
		2.Erwin CREED					
1	2	3:31.505	1:53.102	50.944	47.459	116.4	3:31.505
2	2	2:11.393	42.852	44.429	44.112	182.7	5:42.898
3	2	2:06.135	39.587	41.897	44.651	195.3	7:49.033
4	2	1:57.981	37.678	40.102	40.201	200.4	9:47.014
5	2	1:54.871	36.572	39.330	38.969	249.4	11:41.885
6	2	1:55.010	36.031	38.690	40.289	252.3	13:36.895
7	2	1:54.911	35.882	39.049	39.980	262.1	15:31.806
8	2	1:51.039	35.335	37.717	37.987	268.7	17:22.845
9	2	1:50.834	35.338	37.750	37.746	271.4	19:13.679
10	2	1:50.943	35.565	37.593	37.785	268.0	21:04.622
11	2	1:50.742	35.394	37.924	37.424	272.0	22:55.364
12	2	1:50.968	35.466	37.404	38.098	267.3	24:46.332
13	2	1:52.463	35.777	39.082	37.604	274.8	26:38.795
14	2	<b>1:49.728</b>	<b>35.269</b>	<b>37.303</b>	<b>37.156</b>	271.4	28:28.523
15	2	2:18.490 <b>B</b>	36.199	37.844	1:04.447	270.7	30:47.013

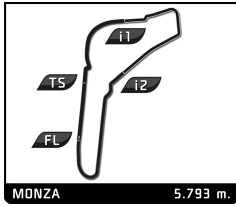
17		Ultimate		Ligier JS P3 - Nissan			
		1.Jean-Baptiste LAHAYE	3.François HERIAU	LMP3			
		2.Matthieu LAHAYE					
1	3	2:12.832	51.226	42.214	39.392	149.4	2:12.832
2	3	1:51.783	35.630	38.641	37.512	263.4	4:04.615
3	3	1:52.113	35.277	37.933	38.903	268.7	5:56.728
4	3	1:49.777	35.209	37.289	37.279	267.3	7:46.505
5	3	1:49.066	35.054	37.146	36.866	268.0	9:35.571
6	3	1:48.593	34.954	36.934	36.705	268.7	11:24.164
7	3	1:57.078 <b>B</b>	34.861	38.738	43.479	270.0	13:21.242
8	3	4:15.247	2:59.590	37.999	37.658	208.1	17:36.489
9	3	1:49.540	35.317	37.259	36.964	269.3	19:26.029
10	3	1:49.115	34.963	37.077	37.075	270.0	21:15.144
11	3	1:50.784	35.027	37.155	38.602	268.0	23:05.928
12	3	<b>1:48.424</b>	35.040	<b>36.792</b>	<b>36.592</b>	268.7	24:54.352
13	3	1:48.529	34.749	36.947	36.833	269.3	26:42.881
14	3	1:48.769	<b>34.603</b>	37.407	36.759	272.0	28:31.650
15	3	2:26.146 <b>B</b>	34.775	36.990	1:14.381	271.4	30:57.796

21		DragonSpeed		Oreca 07 - Gibson			
		1.Henrik HEDMAN	3.Ben HANLEY	LMP2			
		2.Nicolas LAPIERRE					
1	1	2:20.208	59.720	41.506	38.982	164.1	2:20.208
2	1	2:08.496 <b>B</b>	37.245	40.781	50.470	273.4	4:28.704
3	1	4:37.916	3:23.398	38.526	35.992	214.3	9:06.620
4	1	1:42.183	32.706	35.214	34.263	285.7	10:48.803
5	1	1:41.686	32.155	35.082	34.449	299.2	12:30.489
6	1	1:42.841	32.180	34.635	36.026	297.5	14:13.330
7	1	1:43.272	32.988	35.790	34.494	295.1	15:56.602
8	1	1:41.602	32.204	34.414	34.984	295.1	17:38.204
9	1	1:42.177	33.087	34.903	34.187	248.3	19:20.381
10	1	1:42.122	32.409	35.248	34.465	294.3	21:02.503
11	1	1:42.163	32.849	35.053	34.261	274.1	22:44.666
12	1	1:40.183	32.337	<b>34.142</b>	33.704	297.5	24:24.849
13	1	<b>1:40.042</b>	<b>32.112</b>	34.229	<b>33.701</b>	298.3	26:04.891
14	1	1:41.468	32.307	34.811	34.350	298.3	27:46.359
15	1	1:42.764	32.382	36.026	34.356	299.2	29:29.123
16	1	3:51.039 <b>B</b>	56.621	1:20.204	1:34.214	297.5	33:20.162

18		M.Racing - YMR		Ligier JS P3 - Nissan			
		1.Alexandre COUGNAUD	3.Romano RICCI	LMP3			
		2.Antoine JUNG					
1	3	2:13.822	54.085	40.812	38.925	145.9	2:13.822
2	3	1:50.893	36.301	37.464	37.128	241.1	4:04.715
3	3	1:51.237	35.268	37.571	38.398	266.7	5:55.952
4	3	1:49.228	34.927	37.489	36.812	264.7	7:45.180
5	3	1:48.480	35.180	36.669	36.631	266.0	9:33.660
6	3	1:54.628 <b>B</b>	34.955	36.870	42.803	266.0	11:28.288
7	3	4:43.974	3:28.903	37.402	37.669	190.8	16:12.262
8	3	1:51.259	35.081	36.826	39.352	268.0	18:03.521
9	3	1:49.617	35.440	37.601	36.576	263.4	19:53.138

23		Panis Barthez Competition		Ligier JSP217 - Gibson			
		1.Fabien BARTHEZ		LMP2			
		2.Timothé BURET					
1	1	2:14.567	58.252	39.876	36.439	157.7	2:14.567
2	1	1:44.020	33.858	35.475	34.687	260.9	3:58.587
3	1	1:41.895	32.229	34.792	34.874	294.3	5:40.482
4	1	1:41.156	32.113	34.787	34.256	295.1	7:21.638
5	1	1:42.904	32.145	35.239	35.520	297.5	9:04.542
6	1	<b>1:40.296</b>	32.158	<b>34.227</b>	33.911	297.5	10:44.838
7	1	1:47.722 <b>B</b>	32.434	34.318	40.970	299.2	12:32.560
8	1	4:13.670	3:01.879	36.728	35.063	233.8	16:46.230
9	1	1:41.779	32.345	34.836	34.598	297.5	18:28.009





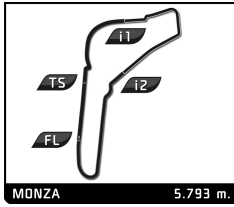
EUROPEAN LE MANS SERIES  
4 Hours of Monza  
Bronze Driver Collective Test

Sector Analysis

■ Personal Best ■ Session Best B Crossing the finish line in pit lane

Lap	D	Time	Sector 1	Sector 2	Sector 3	T. Spd	Elapsed	Lap	D	Time	Sector 1	Sector 2	Sector 3	T. Spd	Elapsed
10	1	1:40.807	32.211	34.310	34.286	296.7	20:08.816	10	2	1:42.996	32.529	36.140	34.327	292.7	25:07.325
11	1	1:42.494	32.199	35.502	34.793	297.5	21:51.310	11	2	1:41.544	32.164	35.169	34.211	304.2	26:48.869
12	1	1:41.612	32.735	34.666	34.211	295.1	23:32.922	12	2	1:41.067	32.053	35.037	33.977	305.1	28:29.936
13	1	1:45.315	33.994	35.998	35.323	243.2	25:18.237	13	2	2:14.551 B	32.013	35.203	1:07.335	303.4	30:44.487
14	1	1:40.395	32.159	34.376	33.860	298.3	26:58.632	<b>47</b> <b>Cetilar Villorba Corse</b> 1.Roberto LACORTE 3.Andrea BELICCHI Dallara P217 - Gibson 2.Giorgio SERNAGIOTTO LMP2							
15	1	1:41.431	32.100	34.917	34.414	297.5	28:40.063								
16	1	2:28.751 B	32.294	36.039	1:20.418	298.3	31:08.814	1	1	3:47.434	2:27.351	41.657	38.426	180.9	3:47.434
<b>28</b> <b>Idec Sport Racing</b> 1.Patrice LAFARGUE 3.Olivier PLA Ligier JSP217 - Gibson 2.Paul LAFARGUE LMP2								2	1	1:59.787 B	37.355	37.956	44.476	197.4	5:47.221
								3	1	3:41.207	2:28.422	36.863	35.922	198.2	9:28.428
1	1	2:11.391	50.495	41.480	39.416	150.6	2:11.391	4	1	1:45.723	32.621	36.774	36.328	286.5	11:14.151
2	1	1:47.324	33.889	36.934	36.501	283.5	3:58.715	5	1	2:00.656 B	36.050	40.982	43.624	308.6	13:14.807
3	1	1:54.900 B	33.821	36.911	44.168	273.4	5:53.615	6	1	8:34.787	7:22.791	36.632	35.364	203.8	21:49.594
4	1	3:24.461	2:11.717	37.103	35.641	221.3	9:18.076	7	1	1:41.934	32.656	35.021	34.257	304.2	23:31.528
5	1	1:43.854	32.905	36.313	34.636	288.8	11:01.930	8	1	1:47.320	36.322	36.010	34.988	309.5	25:18.848
6	1	1:43.238	32.506	35.976	34.756	292.7	12:45.168	9	1	1:41.116	32.077	35.056	33.983	302.5	26:59.964
7	1	1:44.677	33.977	35.389	35.311	291.9	14:29.845	10	1	1:41.913	31.734	35.978	34.201	296.7	28:41.877
8	1	1:43.745	32.646	35.658	35.441	288.8	16:13.590	11	1	2:19.768 B	31.676	35.171	1:12.921	296.7	31:01.645
9	1	1:45.486	34.435	35.796	35.255	278.4	17:59.076	<b>49</b> <b>High Class Racing</b> 1.Dennis ANDERSEN Dallara P217 - Gibson 2.Anders FJORBACH LMP2							
10	1	1:42.146	32.473	34.875	34.798	292.7	19:41.222								
11	1	1:42.978	32.875	35.103	35.000	291.1	21:24.200	1	1	25:23.580	...	38.905	36.387	213.4	25:23.580
12	1	1:51.974 B	32.510	35.227	44.237	291.9	23:16.174	2	1	1:44.014	32.579	35.914	35.521	295.9	27:07.594
13	1	4:02.849	2:50.665	36.595	35.589	225.5	27:19.023	<b>50</b> <b>Larbre Competition</b> 1.Christian PHILIPPON Chevrolet Corvette C7-Z06 2.Romain BRANDELA LMGTE							
14	1	1:47.094	33.071	35.886	38.137	291.1	29:06.117								
15	1	2:58.155 B	32.505	50.344	1:35.306	290.3	32:04.272	1	1	7:29.808 B	5:55.563	42.085	52.160	199.6	7:29.808
<b>29</b> <b>Racing Team Nederland</b> 1.Jan LAMMERS Dallara P217 - Gibson 2.Frits VAN EERD LMP2								2	1	3:38.442	2:17.624	40.440	40.378	210.1	11:08.250
								3	1	1:55.204	36.086	39.405	39.713	240.5	13:03.454
1	2	3:40.842	2:21.891	40.269	38.682	159.1	3:40.842	4	1	1:54.655	35.817	38.958	39.880	243.2	14:58.109
2	2	1:50.148	36.492	38.121	35.535	225.5	5:30.990	5	1	1:53.677	35.647	39.082	38.948	237.9	16:51.786
3	2	1:41.131	32.609	34.763	33.759	279.1	7:12.121	6	1	2:02.967 B	35.433	39.071	48.463	266.7	18:54.753
4	2	1:40.770	32.396	34.154	34.220	297.5	8:52.891	7	2	4:19.493	2:41.116	50.402	47.975	130.9	23:14.246
5	2	1:40.947	32.060	35.011	33.876	298.3	10:33.838	8	2	2:13.197	41.753	45.426	46.018	185.9	25:27.443
6	2	1:46.156 B	32.773	34.358	39.025	300.0	12:19.994	9	2	2:07.773	39.077	44.021	44.675	220.0	27:35.216
7	1	3:48.801	2:36.253	36.798	35.750	180.0	16:08.795	10	2	2:04.088	38.593	41.859	43.636	205.3	29:39.304
8	1	1:42.412	32.811	34.877	34.724	300.0	17:51.207	11	2	3:55.730 B	57.492	1:21.696	1:36.542	205.7	33:35.034
9	1	1:44.520	32.833	35.975	35.712	302.5	19:35.727	<b>51</b> <b>Spirit of Race</b> 1.Gianluca RODA Ferrari 488 GTE 2.Giorgio RODA Jr LMGTE							
10	1	1:42.568	32.674	34.970	34.924	295.9	21:18.295								
11	1	1:44.084	32.853	35.290	35.941	289.5	23:02.379	1	1	2:47.769	1:19.957	43.664	44.148	144.4	2:47.769
12	1	1:42.220	32.624	34.944	34.652	302.5	24:44.599	2	1	1:56.596	36.767	39.949	39.880	213.4	4:44.365
13	1	1:43.807	32.829	35.872	35.106	302.5	26:28.406	3	1	1:54.505	35.907	39.261	39.337	250.6	6:38.870
14	1	1:41.305	32.467	34.438	34.400	300.8	28:09.711	4	1	1:53.874	35.948	39.049	38.877	253.5	8:32.744
15	1	1:55.593 B	32.282	34.718	48.593	300.0	30:05.304	5	1	1:52.936	35.699	38.349	38.888	254.1	10:25.680
<b>39</b> <b>Graff</b> 1.Eric TROUILLET Oreca 07 - Gibson 2.Paul PETIT LMP2								6	1	1:52.684	35.672	38.497	38.515	263.4	12:18.364
								7	1	1:59.554 B	36.251	38.719	44.584	259.0	14:17.918
1	2	4:49.957	3:21.230	44.480	44.247	126.8	4:49.957	8	1	5:27.999	4:09.595	39.161	39.243	204.5	19:45.917
2	2	1:48.436	34.359	37.813	36.264	214.3	6:38.393	9	1	1:53.046	35.939	38.568	38.539	254.7	21:38.963
3	2	1:54.714 B	35.391	36.753	42.570	209.3	8:33.107	10	1	1:52.602	35.590	38.614	38.398	265.4	23:31.565
4	2	3:46.197	2:34.661	36.530	35.006	161.0	12:19.304	11	1	1:53.936	35.770	39.145	39.021	259.6	25:25.501
5	2	1:42.822	32.450	35.874	34.498	300.8	14:02.126	12	1	1:52.725	35.481	38.552	38.692	268.7	27:18.226
6	2	1:42.882	32.351	35.569	34.962	305.1	15:45.008	13	1	1:52.493	35.528	38.642	38.323	264.7	29:10.719
7	2	1:53.718 B	32.533	36.191	44.994	300.8	17:38.726	14	1	3:26.189 B	35.457	1:14.501	1:36.231	270.0	32:36.908
8	2	3:58.608	2:46.776	36.704	35.128	178.8	21:37.334								
9	2	1:46.995	36.016	36.430	34.549	304.2	23:24.329								





## EUROPEAN LE MANS SERIES

### 4 Hours of Monza

### Bronze Driver Collective Test

### Sector Analysis

■ Personal Best  
 ■ Session Best  
 ■ Crossing the finish line in pit lane

Lap	D	Time	Sector 1	Sector 2	Sector 3	T. Spd	Elapsed	Lap	D	Time	Sector 1	Sector 2	Sector 3	T. Spd	Elapsed
<b>66</b>		<b>JMW Motorsport</b>		3. Jonathan COCKER		Ferrari 458 Italia									
		1. Robert SMITH				LMGTE									
		2. Jody FANNIN													
1	1	2:31.307 <b>B</b>	56.708	43.541	51.058	138.3	2:31.307	6	1	1:54.534	35.862	39.077	39.595	257.1	11:58.448
2	1	3:49.996	2:28.387	40.979	40.630	199.6	6:21.303	7	1	1:54.033	35.967	38.865	39.201	260.9	13:52.481
3	1	1:59.467	36.143	42.505	40.819	249.4	8:20.770	8	1	1:55.299	37.088	38.810	39.401	223.1	15:47.780
4	1	1:55.847	35.969	40.111	39.767	247.7	10:16.617	9	1	1:53.626	35.838	<b>38.352</b>	39.436	263.4	17:41.406
5	1	1:55.360	35.935	39.159	40.266	250.6	12:11.977	10	1	1:53.195	35.769	38.375	39.051	264.1	19:34.601
6	1	1:55.422	36.530	39.386	39.506	246.0	14:07.399	11	1	1:53.994	35.967	38.436	39.591	261.5	21:28.595
7	1	2:07.265 <b>B</b>	35.679	40.762	50.824	263.4	16:14.664	12	1	<b>1:53.140</b>	35.801	38.538	<b>38.801</b>	258.4	23:21.735
8	1	2:53.518	1:35.889	38.891	38.738	208.5	19:08.182	13	1	1:55.628	35.792	40.997	38.839	252.9	25:17.363
9	1	1:52.236	35.379	38.508	<b>38.349</b>	269.3	21:00.418	14	1	1:54.134	35.972	38.700	39.462	255.9	27:11.497
10	1	1:53.569	36.025	39.124	38.420	261.5	22:53.987	15	1	1:56.613	<b>35.697</b>	38.895	42.021	263.4	29:08.110
11	1	<b>1:52.075</b>	<b>35.237</b>	<b>38.364</b>	38.474	268.0	24:46.062	16	1	3:26.503 <b>B</b>	35.712	1:16.302	1:34.489	266.0	32:34.613
12	1	1:55.386	36.491	39.921	38.974	264.7	26:41.448								
13	1	1:53.554	35.813	39.385	38.356	265.4	28:35.002								
14	1	2:52.050 <b>B</b>	35.279	42.292	1:34.479	270.7	31:27.052								
<b>77</b>		<b>Proton Competition</b>		3. Matteo CAIROLI		Porsche 911 RSR 991									
		1. Christian RIED				LMGTE									
		2. Joël CAMATHIAS													
1	1	2:57.747 <b>B</b>	1:13.623	46.525	57.599	154.7	2:57.747								
2	1	5:59.478	4:19.739	47.996	51.743	158.4	8:57.225								
3	1	2:19.350	47.521	46.196	45.633	157.7	11:16.575								
4	1	2:15.058 <b>B</b>	41.407	44.146	49.505	202.2	13:31.633								
5	1	2:53.282 <b>B</b>	1:02.242	50.580	1:00.460	142.5	16:24.915								
6	1	4:45.981	3:26.686	39.590	39.705	209.7	21:10.896								
7	1	1:55.560	36.005	39.239	40.316	261.5	23:06.456								
8	1	1:53.056	35.798	38.579	38.679	260.2	24:59.512								
9	1	<b>1:52.317</b>	35.556	<b>38.276</b>	<b>38.485</b>	262.8	26:51.829								
10	1	1:54.045	35.498	39.136	39.411	266.0	28:45.874								
11	1	3:12.140 <b>B</b>	<b>35.432</b>	1:01.058	1:35.650	267.3	31:58.014								
<b>90</b>		<b>TF Sport</b>		3. Nicki THIMM		Aston Martin Vantage V8									
		1. Salih YOLUC				LMGTE									
		2. Euan HANKEY													
1	1	2:54.578 <b>B</b>	1:24.151	41.199	49.228	158.8	2:54.578								
2	1	3:53.011	2:33.921	39.933	39.157	161.2	6:47.589								
3	1	1:56.710	36.449	40.477	39.784	264.1	8:44.299								
4	1	1:55.574	36.607	39.789	39.178	265.4	10:39.873								
5	1	2:00.948 <b>B</b>	36.195	39.789	44.964	266.7	12:40.821								
6	1	3:26.441	2:09.282	38.901	38.258	150.8	16:07.262								
7	1	1:53.003	36.694	37.975	38.334	266.7	18:00.265								
8	1	<b>1:51.412</b>	<b>35.652</b>	<b>37.918</b>	37.842	268.7	19:51.677								
9	1	1:58.685	35.854	43.162	39.669	267.3	21:50.362								
10	1	2:00.823	36.052	41.095	43.676	265.4	23:51.185								
11	1	1:51.991	35.835	38.183	37.973	268.7	25:43.176								
12	1	1:51.845	36.094	38.001	<b>37.750</b>	268.7	27:35.021								
13	1	2:06.762 <b>B</b>	37.282	39.685	49.795	269.3	29:41.783								
<b>99</b>		<b>Beechdean AMR</b>		3. Darren TURNER		Aston Martin Vantage V8									
		1. Andrew HOWARD				LMGTE									
		2. Ross GUNN													
1	1	2:17.233	51.562	43.207	42.464	157.9	2:17.233								
2	1	1:57.830	36.894	40.106	40.830	224.1	4:15.063								
3	1	1:56.115	36.252	39.381	40.482	259.0	6:11.178								
4	1	1:57.593	37.193	40.072	40.328	248.8	8:08.771								
5	1	1:55.143	36.202	39.038	39.903	257.1	10:03.914								

