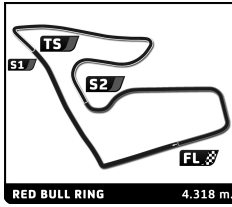


## European Le Mans Series 4 Hours of Red Bull Ring Bronze Driver Collective Test

### Sector Analysis

■ Personal Best ■ Session Best B Crossing the finish line in pit lane

Lap	D	Time	Sector 1	Sector 2	Sector 3	T. Spd	Elapsed	Lap	D	Time	Sector 1	Sector 2	Sector 3	T. Spd	Elapsed
<b>2</b>		<b>United Autosports</b>					Ligier JS P3 - Nissan								
		1. John FALB					LMP3								
		2. Sean RAYHALL													
1	1	2:13.238	57.750	43.627	31.861	176.8	2:13.238								
2	1	1:34.534	24.375	41.384	28.775	230.3	3:47.772								
3	1	1:31.513	23.783	40.317	27.413	230.3	5:19.285								
4	1	1:32.355	23.084	40.790	28.481	232.8	6:51.640								
5	1	1:31.411	23.023	40.278	28.110	232.8	8:23.051								
6	1	1:32.035	23.800	40.253	27.982	223.1	9:55.086								
7	1	1:30.379	23.216	40.107	27.056	233.3	11:25.465								
8	1	1:29.805	23.372	39.444	26.989	232.8	12:55.270								
9	1	1:29.651	23.257	39.510	26.884	231.8	14:24.921								
10	1	1:29.326	<b>22.843</b>	39.650	26.833	232.3	15:54.247								
11	1	<b>1:28.727</b>	22.919	<b>39.083</b>	<b>26.725</b>	232.3	17:22.974								
12	1	2:19.789 B	23.103	56.350	1:00.336	233.8	19:42.763								
13	1	4:21.110	2:31.878	1:20.993	28.239	78.8	24:03.873								
14	1	1:30.144	23.399	39.820	26.925	230.8	25:34.017								
15	1	1:30.183	23.033	39.636	27.514	231.3	27:04.200								
16	1	2:34.876 B	24.120	1:03.035	1:07.721	229.8	29:39.076								
<b>3</b>		<b>United Autosports</b>					Ligier JS P3 - Nissan								
		1. Mark PATTERSON					LMP3								
		2. Wayne BOYD													
		3. Christian ENGLAND													
1	1	2:19.655	1:02.179	46.832	30.644	153.4	2:19.655								
2	1	1:34.149	24.106	41.431	28.612	229.8	3:53.804								
3	1	1:32.420	23.731	40.598	28.091	231.3	5:26.224								
4	1	1:33.620	23.852	40.412	29.356	232.3	6:59.844								
5	1	1:31.384	23.281	40.411	27.692	235.3	8:31.228								
6	1	1:31.440	23.159	40.582	27.699	235.3	10:02.668								
7	1	1:30.169	23.139	39.678	27.352	234.8	11:32.837								
8	1	<b>1:29.642</b>	23.059	<b>39.457</b>	<b>27.126</b>	234.8	13:02.479								
9	1	1:30.851	<b>22.956</b>	40.672	27.223	234.3	14:33.330								
10	1	1:30.784	22.991	39.610	28.183	234.3	16:04.114								
11	1	1:30.378	23.172	39.789	27.417	233.3	17:34.492								
12	1	2:43.615 B	23.127	1:19.052	1:01.436	235.8	20:18.107								
13	3	4:03.504	2:31.223	1:04.078	28.203	75.6	24:21.611								
14	3	1:31.324	23.221	40.699	27.404	230.3	25:52.935								
15	3	1:30.636	23.113	40.104	27.419	229.8	27:23.571								
16	3	2:50.129 B	28.001	1:19.073	1:03.055	83.7	30:13.700								
<b>4</b>		<b>Cool Racing By GPC</b>					Ligier Onroak Ligier JSP3								
		1. Alexandre COIGNY					LMP3								
		2. Iradj ALEXANDER													
1	1	2:14.496	1:00.864	44.770	28.862	172.0	2:14.496								
2	1	1:34.023	23.972	41.783	28.268	229.8	3:48.519								
3	1	1:33.019	24.604	40.589	27.826	230.3	5:21.538								
4	1	1:31.984	23.382	40.944	27.658	231.8	6:53.522								
5	1	1:33.762	24.877	41.275	27.610	232.8	8:27.284								
6	1	1:30.604	<b>22.790</b>	40.235	27.579	235.8	9:57.888								
7	1	1:31.338	23.652	39.967	27.719	236.3	11:29.226								
8	1	<b>1:30.382</b>	22.838	<b>39.711</b>	<b>27.833</b>	236.3	12:59.608								
9	1	1:30.911	23.094	40.315	<b>27.502</b>	235.8	14:30.519								
10	1	1:33.203	23.194	40.341	29.668	234.8	16:03.722								
11	1	1:43.724 B	24.191	40.472	39.061	232.8	17:47.446								
12	1	5:02.536	2:43.105	1:19.446	59.985	79.8	22:49.982								
13	1	2:09.303	56.602	44.552	28.149	83.9	24:59.285								
14	1	1:33.337	24.000	41.555	27.782	230.8	26:32.622								
15	1	1:54.995 B	24.223	40.775	49.997	231.3	28:27.617								
<b>5</b>		<b>By Speed Factory</b>					Ligier JS P3 - Nissan								
		1. Tim MÜLLER					LMP3								
		2. Jürgen KREBS													
1	2	1:56.515	38.676	46.144	31.695	204.9	1:56.515								
2	2	1:37.228	24.789	42.967	29.472	223.6	3:33.743								
3	2	1:36.078	23.891	42.689	29.498	229.3	5:09.821								
4	2	1:35.128	23.762	43.097	28.269	229.8	6:44.949								
5	2	1:33.136	23.632	41.464	28.040	231.8	8:18.085								
6	2	1:32.821	23.826	41.231	27.764	232.3	9:50.906								
7	2	1:32.336	23.490	40.931	27.915	232.3	11:23.242								
8	2	<b>1:31.742</b>	<b>23.433</b>	40.689	27.620	232.3	12:54.984								
9	2	1:32.684	24.388	40.750	<b>27.546</b>	233.3	14:27.668								
10	2	1:41.137 B	23.684	41.876	35.577	231.8	16:08.805								
11	2	4:56.215	2:38.123	1:18.741	59.351	79.0	21:05.020								
12	2	2:51.807	54.754	1:17.176	39.877	79.0	23:56.827								
13	2	1:34.767	25.010	41.984	27.773	194.6	25:31.594								
14	2	1:32.365	23.676	<b>40.615</b>	28.074	230.8	27:03.959								
15	2	2:37.472 B	25.138	1:03.613	1:08.721	229.8	29:41.431								
<b>6</b>		<b>360 Racing</b>					Ligier JS P3 - Nissan								
		1. Terrence WOODWARD					LMP3								
		2. Ross KAISER													
		3. Anthony WELLS													
1	1	2:30.896	1:12.446	47.095	31.355	175.0	2:30.896								
2	1	1:41.469	25.420	45.676	30.373	178.8	4:12.365								
3	1	1:37.986	24.706	44.106	29.174	192.9	5:50.351								
4	1	1:34.899	24.123	42.045	28.731	213.0	7:25.250								
5	1	1:33.497	23.753	41.416	28.328	228.3	8:58.747								
6	1	1:33.571	24.119	41.205	28.247	224.1	10:32.318								
7	1	1:47.835 B	25.106	44.380	38.349	178.5	12:20.153								
8	1	2:54.702	1:44.785	41.060	28.857	228.3	15:14.855								
9	1	<b>1:30.894</b>	23.154	40.075	<b>27.665</b>	236.3	16:45.749								
10	1	1:31.386	<b>22.928</b>	<b>39.787</b>	28.671	236.8	18:17.135								
11	1	3:16.585	55.142	1:19.820	1:01.623	60.6	21:33.720								
12	1	2:43.250	54.829	1:15.267	33.154	78.9	24:16.970								
13	1	1:31.122	23.137	40.133	27.852	235.8	25:48.092								
14	1	1:31.165	23.244	40.076	27.845	236.8	27:19.257								
15	1	2:48.645 B	23.264	1:20.561	1:04.820	234.8	30:07.902								
<b>7</b>		<b>Duqueine Engineering</b>					Norma M 30 - Nissan								
		1. Antonin BORGA					LMP3								
		2. David DROUX													
		3. Nicolas SCHATZ													
1	3	2:27.345	1:06.821	48.087	32.437	173.9	2:27.345								
2	3	1:42.709	25.439	46.762	30.508	187.5	4:10.054								
3	3	1:33.678	24.037	40.824	28.817	237.9	5:43.732								
4	3	1:32.497	23.738	40.341	28.418	237.9	7:16.229								
5	3	1:32.187	23.840	40.754	27.593	239.5	8:48.416								
6	3	1:33.612	23.580	42.808	27.224	192.2	10:22.028								
7	3	1:29.076	23.076	39.087	26.913	242.2	11:51.104								
8	3	<b>1:28.290</b>	<b>22.523</b>	<b>38.890</b>	<b>26.877</b>	243.8	13:19.394								
9	3	1:43.320	34.991	40.389	27.940	232.8	15:02.714								
10	3	1:29.819	22.893	39.152	27.774	242.2	16:32.533								
11	3	1:30.012	23.256	39.582	27.174	242.2	18:02.545								
12	3	3:01.271 B	43.080	1:17.245	1:00.946	79.1	21:03.816								
13	3	4:22.242	3:13.168	40.706	28.368	220.9	25:26.058								
14															

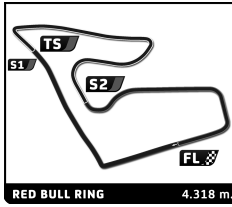


## European Le Mans Series 4 Hours of Red Bull Ring Bronze Driver Collective Test

### Sector Analysis

■ Personal Best ■ Session Best ■ Crossing the finish line in pit lane

Lap	D	Time	Sector 1	Sector 2	Sector 3	T. Spd	Elapsed	Lap	D	Time	Sector 1	Sector 2	Sector 3	T. Spd	Elapsed	
<b>8</b> Duqueine Engineering Ligier JS P3 - Nissan																
1.Vincent BELTOISE			3.Douglas LUNDBERG			LMP3										
2.Lucas LÉGERET																
1	3	3:14.532	1:39.511	56.885	38.136	134.3	3:14.532	7	2	1:30.605	23.318	<b>39.646</b>	27.641	234.3	11:11.403	
2	3	2:00.351	28.193	55.423	36.735	173.4	5:14.883	8	2	<b>1:30.109</b>	23.158	39.768	<b>27.183</b>	233.8	12:41.512	
3	3	1:46.002	25.729	47.240	33.033	187.8	7:00.885	9	2	1:30.334	<b>22.990</b>	39.813	27.531	233.8	14:11.846	
4	3	1:33.986	23.826	41.431	28.729	234.8	8:34.871	10	2	1:45.685 B	23.285	41.086	41.314	232.8	15:57.531	
5	3	1:33.886	24.274	41.206	28.406	234.8	10:08.757	11	2	4:17.801	1:58.157	1:19.226	1:00.418	229.3	20:15.332	
6	3	<b>1:32.551</b>	23.337	40.836	28.378	234.3	11:41.308	12	2	3:17.234	56.241	1:20.447	1:00.546	78.8	23:32.566	
7	3	1:32.553	23.303	41.046	28.204	235.8	13:13.861	13	2	1:39.348	25.302	45.011	29.035	227.4	25:11.914	
8	3	1:42.372 B	<b>22.976</b>	<b>40.708</b>	38.688	234.8	14:56.233	14	2	1:35.881	24.358	41.146	30.377	226.9	26:47.795	
9	3	4:31.748	2:37.678	53.447	1:00.623	221.3	19:27.981									
10	3	3:15.884	56.298	1:19.206	1:00.380	77.1	22:43.865									
11	3	2:06.811	54.026	44.465	28.320	139.4	24:50.676									
12	3	1:32.649	23.793	41.075	<b>27.781</b>	223.1	26:23.325									
13	3	1:48.411 B	23.303	41.073	44.035	232.3	28:11.736									
<b>9</b> AT Racing Ligier JS P3 - Nissan																
1.Alexander TALKANITSA			3.Mikkel JENSEN			LMP3										
2.Alexander TALKA JR																
1	1	3:04.956	1:52.255	43.916	28.785	219.5	3:04.956	7	3	3:43.155	2:30.267	43.262	29.626	192.2	16:14.423	
2	1	1:31.123	23.352	40.239	27.532	228.8	4:36.079	8	3	1:35.631	23.846	42.305	29.480	230.8	17:50.054	
3	1	1:31.157	23.356	39.967	27.834	231.3	6:07.236	9	3	2:37.794	24.106	1:13.890	59.798	199.6	20:27.848	
4	1	1:40.026 B	22.961	40.287	36.778	233.8	7:47.262	10	3	3:10.547	55.653	1:19.024	55.870	118.9	23:38.395	
5	1	3:42.314	2:34.872	39.771	27.671	231.3	11:29.576	11	3	1:37.441	24.455	43.308	29.678	192.2	25:15.836	
6	1	1:31.102	23.099	39.383	28.620	236.8	13:00.678	12	3	<b>1:35.163</b>	24.184	<b>41.799</b>	<b>29.180</b>	229.3	26:50.999	
7	1	1:34.747	24.450	42.048	28.249	216.9	14:35.425	13	3	2:27.696 B	24.363	1:00.643	1:02.690	229.8	29:18.695	
8	1	1:29.931	22.831	<b>39.281</b>	27.819	235.3	16:05.356									
9	1	1:30.573	23.752	39.558	27.263	234.8	17:35.929									
10	1	2:38.290	<b>22.771</b>	1:15.187	1:00.332	235.8	20:14.219									
11	1	3:17.062	55.707	1:19.087	1:02.268	86.1	23:31.281									
12	1	1:36.420	28.713	40.537	27.170	232.3	25:07.701									
13	1	<b>1:29.339</b>	23.038	39.310	<b>26.991</b>	233.8	26:37.040									
14	1	1:53.438 B	23.104	39.462	50.872	233.8	28:30.478									
<b>10</b> Oregon Team Norma M 30 - Nissan																
1.Davide RODA			3.Dario CAPITANIO			LMP3										
2.Andres MENDEZ																
1	1	2:40.169	1:22.145	47.213	30.811	208.9	2:40.169	7	2	1:36.125 B	22.903	39.824	33.398	233.8	12:49.567	
2	1	1:34.384	24.125	41.241	29.018	225.5	4:14.553	8	2	2:44.338	1:37.943	39.613	26.782	230.3	15:33.905	
3	1	1:32.659	23.644	40.722	28.293	229.8	5:47.212	9	2	<b>1:28.627</b>	22.795	<b>39.150</b>	26.682	233.8	17:02.532	
4	1	1:30.354	23.022	39.624	27.708	235.3	7:17.566	10	2	2:07.276	<b>22.585</b>	44.577	1:00.114	233.8	19:09.808	
5	1	1:31.186	23.452	40.065	27.669	236.3	8:48.752	11	2	3:13.705	54.826	1:18.322	1:00.557	79.5	22:23.513	
6	1	1:31.109	23.559	39.861	27.689	180.9	10:19.861	12	2	2:07.914	55.197	45.870	26.847	79.6	24:31.427	
7	1	1:28.888	22.780	38.818	27.290	238.4	11:48.749	13	2	1:29.319	23.026	39.613	26.680	232.3	26:00.746	
8	1	1:28.772	22.686	39.112	<b>26.974</b>	237.9	13:17.521	14	2	1:28.744	23.052	39.190	<b>26.502</b>	231.3	27:29.490	
9	1	<b>1:28.641</b>	<b>22.640</b>	<b>38.812</b>	27.189	236.3	14:46.162	15	2	3:06.102 B	47.185	1:18.906	1:00.011	79.2	30:35.592	
10	1	1:31.559	22.698	41.400	27.461	230.8	16:17.721									
11	1	7:43.812 B	23.842	6:17.217	1:02.753	235.8	24:01.533									
<b>11</b> Eurointernational Ligier JS P3 - Nissan																
1.Giorgio MONDINI			LMP3													
2.Davide UBOLDI																
1	2	1:51.560	31.717	48.049	31.794	166.2	1:51.560	7	1	1:38.147	25.534	43.804	28.809	162.9	8:54.031	
2	2	1:38.812	25.587	43.923	29.302	172.2	3:30.372	8	1	1:34.326	23.483	42.006	28.837	234.3	10:28.357	
3	2	1:34.033	23.806	41.869	28.358	231.3	5:04.405	9	1	1:33.728	23.440	41.559	28.729	235.3	12:02.085	
4	2	1:33.635	23.530	41.178	28.927	231.8	6:38.040	10	1	1:32.550	23.517	40.604	28.429	235.3	13:34.635	
5	2	1:31.664	23.329	40.620	27.715	232.3	8:09.704	11	1	1:32.895	23.768	40.540	28.587	234.8	15:07.530	
6	2	1:31.094	23.263	40.265	27.566	232.8	9:40.798	12	1	<b>1:31.849</b>	23.183	40.321	28.345	235.8	16:39.379	
<b>12</b> Eurointernational Ligier JS P3 - Nissan																
1.Andrea DROMEDARI			3.James DAYSON			LMP3										
2.Ricky CAPO																
1	3	2:24.499	56.535	51.864	36.100	164.9	2:24.499									
2	3	1:47.423	25.987	48.386	33.050	199.6	4:11.922									
3	3	1:39.657	24.423	43.759	31.475	225.9	5:51.579									
4	3	1:38.269	24.410	43.246	30.613	228.3	7:29.848									
5	3	1:38.522	<b>23.744</b>	44.672	30.106	229.8	9:08.370									
6	3	1:37.111	23.873	42.980	30.258	229.8	10:45.481									
7	3	1:45.787 B	23.935	42.364	39.488	231.8	12:31.268									
8	3	3:43.155	2:30.267	43.262	29.626	192.2	16:14.423									
9	3	1:35.631	23.846	42.305	29.480	230.8	17:50.054									
10	3	2:37.794	24.106	1:13.890	59.798	199.6	20:27.848									
11	3	3:10.547	55.653	1:19.024	55.870	118.9	23:38.395									
12	3	1:37.441	24.455	43.308	29.678	192.2	25:15.836									
13	3	<b>1:35.163</b>	24.184	<b>41.799</b>	<b>29.180</b>	229.3	26:50.999									
14	3	2:27.696 B	24.363	1:00.643	1:02.690	229.8	29:18.695									
<b>13</b> Inter Europol Competition Ligier JS P3 - Nissan																
1.Jakub SMIECHOWSKI			LMP3													
2.Martin HIPPE																
1	2	3:34.609	2:15.918	47.654	31.037	161.9	3:34.609									
2	2	1:36.609	24.453	43.599	28.557	194.2	5:11.218									
3	2	1:31.964	23.484	40.995	27.485	230.3	6:43.182									
4	2	1:30.566	23.108	40.035	27.423	232.3	8:13.748									
5	2	1:30.049	23.020	39.981	27.048	233.3	9:43.797									
6	2	1:29.645	22.946	39.829	26.870	234.8	11:13.442									
7	2	1:36.125 B	22.903	39.824	33.398	233.8	12:49.567									
8	2	2:44.338	1:37.943	39.613	26.782	230.3	15:33.905									
9	2	<b>1:28.627</b>	22.795	<b>39.150</b>	26.682	233.8	17:02.532									
10	2	2:07.276	<b>22.585</b>	44.577	1:00.114	233.8	19:09.808									
11	2	3:13.705	54.826	1:18.322	1:00.557	79.5	22:23.513									
12	2	2:07.914	55.197	45.870	26.847	79.6	24:31.427									
13	2	1:29.319	23.026	39.613	26.680	232.3	26:00.746									
14	2	1:28.744	23.052	39.190	<b>26.502</b>	231.3	27:29.490									
15	2	3:06.102 B	47.185	1:18.906	1:00.011	79.2	30:35.592									
<b>15</b> RLR MSport Ligier JS P3 - Nissan																
1.John FARANO			3.Alex KAPADIA			LMP3										
2.Morten DONS																
1	1	2:26.528	59.756	51.723	35.049	151.5	2:26.528									
2	1	1:40.428	24.768	44.641	31.019	198.9	4:06.956									
3	1	1:35.101	24.086	41.709	29.306	231.3	5:42.057									
4	1	1:33.827	23.725	41.267	28.835	233.3	7:15.884									
5	1	1:38.147	25.534	43.804	28.809	162.9	8:54.031									



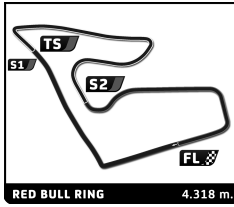
## European Le Mans Series 4 Hours of Red Bull Ring Bronze Driver Collective Test

### Sector Analysis

■ Personal Best ■ Session Best ■ Crossing the finish line in pit lane

Lap	D	Time	Sector 1	Sector 2	Sector 3	T. Spd	Elapsed	Lap	D	Time	Sector 1	Sector 2	Sector 3	T. Spd	Elapsed
11	1	1:47.220 <b>B</b>	23.114	42.063	42.043	233.8	18:26.599	15	3	3:07.159 <b>B</b>	46.056	1:20.138	1:00.965	79.3	30:41.472
12	1	6:18.732	5:06.669	43.386	28.677	102.4	24:45.331	<b>19</b> <b>M.Racing - YMR</b> Norma M 30 LMP3							
13	1	1:32.042	23.396	40.905	27.741	234.3	26:17.373	1.Yann EHRACHER LMP3							
14	1	1:31.627	23.490	40.260	27.877	232.3	27:49.000	2.Erwin CREED							
15	1	3:14.145 <b>B</b>	50.448	1:19.292	1:04.405	78.1	31:03.145	1	2	3:47.905	2:29.852	46.962	31.091	192.2	3:47.905
<b>16</b> <b>Panis Barthez Competition</b> LIGIER Ligier JSP3								2	2	1:38.158	25.958	43.543	28.657	209.3	5:26.063
1.Eric DEBARD 2.Simon GACHET 3.Theo BEAN LMP3								3	2	1:36.001	25.444	41.910	28.647	232.8	7:02.064
1	1	2:50.846	1:36.512	44.577	29.757	187.8	2:50.846	4	2	1:33.043	23.310	41.125	28.608	235.3	8:35.107
2	1	1:33.436	24.212	40.433	28.791	226.9	4:24.282	5	2	1:31.664	23.503	40.382	27.779	239.5	10:06.771
3	1	1:31.570	23.632	40.364	27.574	230.3	5:55.852	6	2	1:31.004	23.030	40.083	27.891	240.0	11:37.775
4	1	1:31.584	23.152	40.331	28.101	232.8	7:27.436	7	2	1:30.948	22.865	40.681	27.402	238.4	13:08.723
5	1	1:31.526	23.039	40.211	28.276	233.8	8:58.962	8	2	1:29.804	22.737	39.800	27.267	239.5	14:38.527
6	1	1:31.613	23.500	39.923	28.190	233.8	10:30.575	9	2	1:30.022	22.836	39.861	27.325	238.9	16:08.549
7	1	1:30.110	22.800	39.971	27.339	234.3	12:00.685	10	2	1:34.806	22.855	40.278	31.673	239.5	17:43.355
8	1	1:29.361	22.879	39.242	27.240	234.3	13:30.046	11	2	2:44.789 <b>B</b>	23.835	1:18.044	1:02.910	128.9	20:28.144
9	1	1:29.518	23.130	39.119	27.269	232.3	14:59.564	12	2	4:23.012	3:13.828	41.400	27.784	205.3	24:51.156
10	1	1:31.616	22.917	41.093	27.606	227.4	16:31.180	13	2	1:30.099	22.978	39.952	27.169	236.3	26:21.255
11	1	1:30.592	23.347	39.944	27.301	233.3	18:01.772	14	2	2:14.578 <b>B</b>	22.650	51.246	1:00.682	237.9	28:35.833
12	1	3:00.002 <b>B</b>	42.545	1:17.327	1:00.130	79.9	21:01.774	<b>21</b> <b>DragonSpeed</b> Oreca 07 - Gibson							
13	1	5:25.248	4:18.052	40.170	27.026	222.2	26:27.022	1.Henrik HEDMAN LMP2							
14	1	1:53.202 <b>B</b>	23.425	39.575	50.202	230.8	28:20.224	2.Nicolas LAPIERRE 3.Ben HANLEY							
<b>17</b> <b>Ultimate</b> Ligier JS P3 - Nissan								1	1	2:51.576 <b>B</b>	1:19.900	49.141	42.535	175.9	2:51.576
1.Jean-Baptiste LAHAYE 2.Matthieu LAHAYE 3.François HERIAU LMP3								2	1	4:25.187	3:16.523	40.820	27.844	220.0	7:16.763
1	3	1:45.547	30.450	46.007	29.090	197.1	1:45.547	3	1	1:29.539	23.497	39.430	26.612	244.9	8:46.302
2	3	1:35.290	24.000	42.742	28.548	221.3	3:20.837	4	1	1:27.097	21.836	39.118	26.143	264.1	10:13.399
3	3	1:32.785	23.586	41.106	28.093	230.3	4:53.622	5	1	1:26.388	21.650	38.211	26.527	262.1	11:39.787
4	3	1:30.849	23.185	40.094	27.570	231.8	6:24.471	6	1	1:25.284	21.516	38.075	25.693	259.6	13:05.071
5	3	1:30.650	23.107	39.874	27.669	231.8	7:55.121	7	1	1:26.297	21.157	39.270	25.870	260.2	14:31.368
6	3	1:30.180	23.184	39.743	27.253	232.8	9:25.301	8	1	1:28.429	21.857	39.934	26.638	254.7	15:59.797
7	3	1:29.618	22.963	39.592	27.063	232.8	10:54.919	9	1	1:23.745	21.041	37.099	25.605	264.1	17:23.542
8	3	1:30.065	23.019	39.825	27.221	231.3	12:24.984	10	1	2:26.278	21.339	1:02.131	1:02.808	263.4	19:49.820
9	3	1:30.554	23.177	40.107	27.270	232.3	13:55.538	11	1	3:39.545	1:08.992	1:28.592	1:01.961	54.6	23:29.365
10	3	1:30.334	23.016	39.407	27.911	232.8	15:25.872	12	1	1:30.407	26.412	38.082	25.913	260.2	24:59.772
11	3	1:35.806 <b>B</b>	22.954	39.888	32.964	232.8	17:01.678	13	1	1:25.204	21.505	37.394	26.305	263.4	26:24.976
12	3	8:19.316	7:10.509	40.829	27.978	228.3	25:20.994	14	1	1:35.314 <b>B</b>	21.237	36.982	37.095	260.9	28:00.290
13	3	1:30.119	23.311	39.682	27.126	231.8	26:51.113	<b>23</b> <b>Panis Barthez Competition</b> Ligier JSP217 - Gibson							
14	3	2:25.049 <b>B</b>	23.749	59.910	1:01.390	231.3	29:16.162	1.Fabien BARTHEZ 2.Timothe BURET 3.Nathanaël BERTHON LMP2							
<b>18</b> <b>M.Racing - YMR</b> Ligier JS P3 - Nissan								1	1	2:34.921	1:24.220	43.198	27.503	209.7	2:34.921
1.Alexandre COUGNAUD 2.Antoine JUNG 3.Romano RICCI LMP3								2	1	1:28.189	21.822	39.608	26.759	254.1	4:03.110
1	3	2:56.377	1:42.008	44.684	29.685	184.3	2:56.377	3	1	1:25.320	21.413	38.433	25.474	259.0	5:28.430
2	3	1:36.570	24.739	43.036	28.795	191.8	4:32.947	4	1	1:25.330	21.807	37.571	25.952	261.5	6:53.760
3	3	1:33.400	23.794	41.693	27.913	232.3	6:06.347	5	1	1:24.690	21.301	38.215	25.174	259.0	8:18.450
4	3	1:31.902	23.310	40.534	28.058	233.8	7:38.249	6	1	1:24.172	21.095	37.451	25.626	261.5	9:42.622
5	3	1:31.149	23.054	40.282	27.813	234.8	9:09.398	7	1	1:22.975	21.094	36.762	25.119	260.9	11:05.597
6	3	1:30.563	22.982	40.039	27.542	236.3	10:39.961	8	1	1:23.390	21.058	37.227	25.105	262.1	12:28.987
7	3	1:38.160	22.902	42.296	32.962	236.8	12:18.121	9	1	1:24.127	21.126	37.558	25.443	262.1	13:53.114
8	3	1:30.184	23.099	39.819	27.266	235.8	13:48.305	10	1	1:33.505 <b>B</b>	21.129	37.474	34.902	262.1	15:26.619
9	3	1:32.414	22.869	40.297	29.248	235.8	15:20.719	11	1	6:24.961	4:00.319	1:22.759	1:01.883	78.3	21:51.580
10	3	1:29.178	22.865	39.314	26.999	235.3	16:49.897	12	1	2:25.720	56.464	1:03.093	26.163	78.4	24:17.300
11	3	1:39.892 <b>B</b>	22.720	41.041	36.131	236.3	18:29.789	13	1	1:24.451	21.249	37.313	25.889	259.6	25:41.751
12	3	6:05.501	4:51.478	45.852	28.171	79.5	24:35.290	14	1	1:23.013	21.022	37.005	24.986	259.6	27:04.764
13	3	1:29.766	22.997	39.757	27.012	235.3	26:05.056	15	1	2:32.884 <b>B</b>	22.074	1:03.691	1:07.119	257.1	29:37.648
14	3	1:29.257	22.700	39.879	26.678	235.8	27:34.313	<b>28</b> <b>Idec Sport Racing</b> Ligier JSP217 - Gibson							
								1.Patrice LAFARGUE 2.Paul LAFARGUE 3.Olivier PLA LMP2							





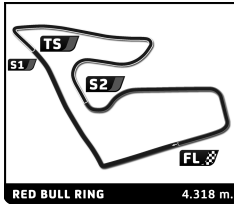
## European Le Mans Series 4 Hours of Red Bull Ring Bronze Driver Collective Test

### Sector Analysis

■ Personal Best ■ Session Best ■ Crossing the finish line in pit lane

Lap	D	Time	Sector 1	Sector 2	Sector 3	T. Spd	Elapsed	Lap	D	Time	Sector 1	Sector 2	Sector 3	T. Spd	Elapsed						
1	1	3:33.290 B	2:08.786	44.955	39.549	207.3	3:33.290	12	1	3:40.947	2:05.400	1:08.297	27.250	69.0	24:11.533						
2	1	3:06.971	1:59.625	39.891	27.455	246.0	6:40.261	13	1	1:23.558	21.307	37.122	25.129	262.8	25:35.091						
3	1	1:25.574	21.603	38.110	25.861	250.0	8:05.835	14	1	1:23.859	21.092	37.056	25.711	264.7	26:58.950						
4	1	1:25.993	21.607	38.470	25.916	258.4	9:31.828	15	1	2:25.164 B	21.080	1:03.234	1:00.850	267.3	29:24.114						
5	1	1:24.642	21.571	37.544	25.527	257.8	10:56.470	<b>49 High Class Racing</b> Dallara P217 - Gibson LMP2													
6	1	1:37.903 B	<b>21.143</b>	<b>37.527</b>	39.233	260.2	12:34.373	1.Dennis ANDERSEN													
7	1	7:50.982	5:30.601	1:18.792	1:01.589	142.3	20:25.355	2.Anders FJORBACH													
8	1	3:13.665	56.645	1:19.260	57.760	75.4	23:39.020	1	1	2:12.315	54.263	46.600	31.452	166.2	2:12.315						
9	1	1:29.499	23.766	39.728	26.005	222.7	25:08.519	2	1	<b>1:27.807</b>	22.085	39.235	26.487	259.0	3:40.122						
10	1	<b>1:24.556</b>	21.585	37.544	<b>25.427</b>	257.1	26:33.075	3	1	1:28.569	21.479	39.543	27.547	251.2	5:08.691						
11	1	1:52.582 B	22.001	38.010	52.571	256.5	28:25.657	4	1	1:28.077	21.703	40.073	<b>26.301</b>	267.3	6:36.768						
<b>29 Racing Team Nederland</b> Dallara P217 - Gibson LMP2								5							1	1:28.131	<b>21.309</b>	39.255	27.567	268.7	8:04.899
1.Jan LAMMERS								6							1	1:34.619 B	21.783	<b>38.869</b>	33.967	262.8	9:39.518
2.Frits VAN EERD								7							1	6:40.795	5:34.749	39.027	27.019	236.3	16:20.313
1	1	2:31.608	1:13.703	47.250	30.655	170.3	2:31.608	8	1	1:43.486 B	21.711	45.981	35.794	252.9	18:03.799						
2	1	1:32.696	23.239	42.172	27.285	215.1	4:04.304	<b>51 Spirit of Race</b> Ferrari 488 GTE LMGTE													
3	1	1:26.873	21.682	38.967	26.224	239.5	5:31.177	1.Gianluca RODA													
4	1	1:27.016	<b>21.411</b>	38.567	27.038	241.6	6:58.193	2.Giorgio RODA JR													
5	1	1:25.986	21.549	38.290	26.147	257.1	8:24.179	1	1	2:21.967 B	53.076	47.019	41.872	151.7	2:21.967						
6	1	<b>1:25.434</b>	21.677	<b>37.675</b>	<b>26.082</b>	255.9	9:49.613	2	1	2:52.603	1:38.584	43.812	30.207	205.7	5:14.570						
7	1	1:40.342 B	21.494	37.768	41.080	260.9	11:29.955	3	1	1:35.215	24.649	41.697	28.869	206.9	6:49.785						
8	2	3:21.355	2:13.811	39.842	27.702	241.6	14:51.310	4	1	1:33.179	23.656	41.083	28.440	233.8	8:22.964						
9	2	1:26.834	21.994	37.967	26.873	260.2	16:18.144	5	1	1:31.901	23.650	40.208	28.043	234.3	9:54.865						
10	2	1:39.819	22.061	50.902	26.856	254.1	17:57.963	6	1	1:32.566	23.332	41.407	27.827	235.3	11:27.431						
11	2	2:54.427	35.501	1:18.914	1:00.012	79.7	20:52.390	7	1	1:31.066	<b>23.202</b>	<b>39.918</b>	27.946	234.8	12:58.497						
12	2	3:15.600 B	54.725	1:19.214	1:01.661	79.8	24:07.990	8	1	1:31.072	23.185	39.961	27.926	234.8	14:29.569						
13	2	5:06.622 B	3:04.540	1:01.730	1:00.352	204.5	29:14.612	9	1	1:33.368	23.239	40.741	29.388	234.8	16:02.937						
<b>39 Graff</b> Oreca 07 - Gibson LMP2								10							1	<b>1:31.010</b>	23.211	40.071	<b>27.728</b>	233.8	17:33.947
1.Eric TROUILLET								11							1	2:42.911 B	<b>23.105</b>	1:18.872	1:00.934	235.3	20:16.858
2.Paul PETIT								12							1	5:05.338	3:51.799	42.778	30.761	199.3	25:22.196
1	1	4:12.060 B	1:18.285	49.339	2:04.436	140.3	4:12.060	13	1	1:32.456	23.445	40.334	28.677	233.3	26:54.652						
2	1	4:16.760 B	42.510	44.731	2:49.519	167.4	8:28.820	14	1	2:27.436 B	23.179	59.141	1:05.116	233.8	29:22.088						
3	1	2:07.102	43.350	49.516	34.236	129.3	10:35.922	<b>55 Spirit of Race</b> Ferrari 488 GTE LMGTE													
4	1	1:37.932	24.294	42.572	31.066	193.9	12:13.854	1.Duncan CAMERON													
5	1	1:30.342	22.408	39.924	28.010	249.4	13:44.196	2.Matt GRIFFIN													
6	1	1:29.063	22.154	40.019	26.890	249.4	15:13.259	1	1	6:33.513 B	5:06.189	45.941	41.383	211.8	6:33.513						
7	1	<b>1:27.689</b>	<b>21.816</b>	<b>39.108</b>	26.765	257.1	16:40.948	2	1	2:22.778	1:08.625	44.476	29.677	183.4	8:56.291						
8	1	1:33.924	21.909	41.506	30.509	232.3	18:14.872	3	1	1:41.189	24.071	47.937	29.181	233.3	10:37.480						
9	1	5:47.742 B	56.070	1:19.981	3:31.691	77.9	24:02.614	4	1	1:37.041	23.706	42.221	31.114	232.3	12:14.521						
10	1	1:51.979	41.700	42.732	27.547	172.8	25:54.593	5	1	1:33.094	23.692	41.078	<b>28.324</b>	235.3	13:47.615						
11	1	1:28.174	22.123	39.823	<b>26.228</b>	216.9	27:22.767	6	1	1:33.928	23.312	41.593	29.023	234.8	15:21.543						
12	1	3:52.651 B	22.893	1:18.552	2:11.206	186.9	31:15.418	7	1	<b>1:31.857</b>	23.281	<b>40.202</b>	28.374	234.3	16:53.400						
<b>47 Cetilar Villorba Corse</b> Dallara P217 - Gibson LMP2								8							1	1:57.817 B	23.518	40.703	53.596	233.8	18:51.217
1.Roberto LACORTE								9							1	6:02.592	4:52.048	41.645	28.899	213.0	24:53.809
2.Giorgio SERNAGIOTTO								10							1	1:32.421	23.272	40.296	28.853	234.3	26:26.230
1	1	3:19.595	2:05.531	46.379	27.685	165.9	3:19.595	11	1	1:50.871 B	<b>23.036</b>	40.349	47.486	235.3	28:17.101						
2	1	1:28.563	22.559	39.588	26.416	236.8	4:48.158	<b>66 JMW Motorsport</b> Ferrari 488 GTE LMGTE													
3	1	1:36.055 B	21.523	38.816	35.716	264.7	6:24.213	1.Robert SMITH													
4	1	2:56.780	1:53.220	38.024	25.536	262.1	9:20.993	2.Jody FANNIN													
5	1	1:24.150	21.312	36.919	25.919	266.7	10:45.143	1	1	2:27.460 B	1:03.460	46.590	37.410	153.6	2:27.460						
6	1	1:27.873	21.479	38.165	28.229	266.7	12:13.016	2	1	3:07.291	1:56.234	42.307	28.750	225.0	5:34.751						
7	1	<b>1:23.079</b>	21.184	<b>36.766</b>	25.129	266.7	13:36.095	3	1	1:33.267	23.881	41.142	28.244	231.3	7:08.018						
8	1	1:24.886	21.531	37.522	25.833	265.4	15:00.981	4	1	1:32.570	23.570	40.599	28.401	231.8	8:40.588						
9	1	1:24.180	21.544	37.523	<b>25.113</b>	240.0	16:25.161	5	1	1:45.565 B	<b>23.379</b>	44.234	37.952	231.8	10:26.153						
10	1	1:24.574	<b>20.967</b>	38.049	25.558	267.3	17:49.735	6	1	2:59.279	1:49.545	41.371	28.363	229.3	13:25.432						
11	1	2:40.851 B	21.148	1:15.925	1:03.778	229.3	20:30.586	7	1	1:32.955	23.890	40.523	28.542	230.3	14:58.387						





## European Le Mans Series 4 Hours of Red Bull Ring Bronze Driver Collective Test

### Sector Analysis

■ Personal Best ■ Session Best B Crossing the finish line in pit lane

Lap	D	Time	Sector 1	Sector 2	Sector 3	T. Spd	Elapsed	Lap	D	Time	Sector 1	Sector 2	Sector 3	T. Spd	Elapsed
8	1	1:34.029	23.737	41.887	28.405	231.3	16:32.416								
9	1	1:33.340	23.959	41.230	28.151	232.8	18:05.756								
10	1	3:03.024	43.283	1:19.018	1:00.723	79.5	21:08.780								
11	1	2:48.663	55.509	1:17.909	35.245	78.0	23:57.443								
12	1	1:33.202	23.694	41.313	28.195	228.3	25:30.645								
13	1	<b>1:32.028</b>	23.533	<b>40.349</b>	<b>28.146</b>	230.8	27:02.673								
14	1	2:28.776 B	23.405	1:01.935	1:03.436	232.8	29:31.449								

<b>77</b>	<b>Proton Competition</b>	Porsche 911 RSR 991	
	1. Christian RIED	3. Matteo CAIROLI	LMGTE
	2. Joël CAMATHIAS		

1	1	2:57.559 B	1:36.804	43.747	37.008	192.2	2:57.559
2	1	3:52.960	2:42.590	41.575	28.795	204.9	6:50.519
3	1	1:33.787	23.717	41.565	28.505	232.8	8:24.306
4	1	1:31.985	23.344	40.277	28.364	235.8	9:56.291
5	1	1:31.827	23.143	40.575	28.109	236.3	11:28.118
6	1	1:31.061	23.170	39.835	28.056	235.8	12:59.179
7	1	<b>1:30.983</b>	23.147	<b>39.832</b>	<b>28.004</b>	235.3	14:30.162
8	1	1:35.136	23.092	41.525	30.519	235.8	16:05.298
9	1	1:33.146	24.406	40.569	28.171	220.9	17:38.444
10	1	2:41.026 B	23.163	1:15.654	1:02.209	229.8	20:19.470
11	1	6:05.667	4:55.448	41.269	28.950	219.1	26:25.137
12	1	1:47.751 B	<b>23.085</b>	40.145	44.521	234.3	28:12.888

<b>90</b>	<b>TF Sport</b>	Aston Martin Vantage V8	
	1. Salih YOLUC	3. Nicki THIMM	LMGTE
	2. Euan HANKEY		

1	1	2:19.225 B	51.478	47.394	40.353	183.7	2:19.225
2	1	4:39.188	3:27.714	42.294	29.180	218.2	6:58.413
3	1	1:33.987	23.647	41.112	29.228	229.8	8:32.400
4	1	1:33.960	24.366	41.281	28.313	228.8	10:06.360
5	1	1:32.905	23.478	41.029	28.398	230.8	11:39.265
6	1	1:33.161	23.762	41.109	<b>28.290</b>	232.3	13:12.426
7	1	<b>1:32.711</b>	23.510	<b>40.850</b>	28.351	232.3	14:45.137
8	1	1:34.950	23.587	41.224	30.139	230.3	16:20.087
9	1	1:38.713 B	23.665	41.392	33.656	231.8	17:58.800
10	1	5:52.632	3:45.172	1:20.860	46.600	77.5	23:51.432
11	1	1:34.417	23.703	41.893	28.821	228.8	25:25.849
12	1	1:34.159	24.655	41.037	28.467	228.8	27:00.008
13	1	2:29.431 B	<b>23.303</b>	1:02.051	1:04.077	230.8	29:29.439

<b>99</b>	<b>Beechdean AMR</b>	Aston Martin Vantage V8	
	1. Andrew HOWARD	3. Darren TURNER	LMGTE
	2. Ross GUNN		

1	1	3:33.954 B	2:10.198	44.792	38.964	180.9	3:33.954
2	1	3:19.316	2:05.492	43.562	30.262	206.9	6:53.270
3	1	1:36.617	25.062	42.260	29.295	225.9	8:29.887
4	1	1:33.740	23.928	40.897	28.915	229.8	10:03.627
5	1	1:34.099	24.012	41.057	29.030	230.8	11:37.726
6	1	1:34.002	23.951	41.402	28.649	231.8	13:11.728
7	1	1:33.023	<b>23.716</b>	<b>40.719</b>	28.588	230.8	14:44.751
8	1	<b>1:32.982</b>	23.790	40.909	<b>28.283</b>	231.8	16:17.733
9	1	1:53.364	24.143	59.236	29.985	225.0	18:11.097
10	1	3:14.569	54.645	1:19.192	1:00.732	77.9	21:25.666
11	1	2:43.843	55.854	1:18.257	29.732	76.7	24:09.509
12	1	1:34.775	23.901	41.791	29.083	230.3	25:44.284
13	1	1:33.936	23.810	40.973	29.153	230.8	27:18.220
14	1	2:43.725 B	24.329	1:18.242	1:01.154	229.8	30:01.945

