

European Le Mans Series

4 Hours of Spa-Francorchamps

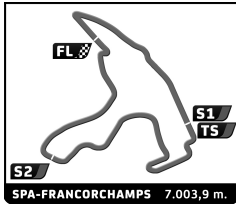
Bronze Driver Collective Test

Sector Analysis

■ Personal Best ■ Session Best ■ Crossing the finish line in pit lane

Lap	D	Time	Sector 1	Sector 2	Sector 3	T. Spd	Elapsed	Lap	D	Time	Sector 1	Sector 2	Sector 3	T. Spd	Elapsed
2		United Autosports		Ligier JS P3 - Nissan											
1.John FALB				LMP3											
2.Sean RAYHALL															
1	1	3:40.597	1:54.611	1:09.311	36.675	210.4	3:40.597	6	1	3:12.852	1:33.729	1:03.192	35.931	244.1	20:50.263
2	1	4:28.913 B	50.880	2:06.126	1:31.907	79.3	8:09.510	7	1	2:19.048	41.217	1:02.174	35.657	249.1	23:09.311
3	1	4:47.612	3:04.394	1:07.026	36.192	248.0	12:57.122	8	1	2:38.149	59.313	1:02.846	35.990	248.5	25:47.460
4	1	2:20.873	41.408	1:03.987	35.478	253.8	15:17.995	9	1	3:45.021 B	40.957	1:31.932	1:32.132	250.8	29:32.481
5	1	2:18.801	40.049	1:03.153	35.599	258.0	17:36.796								
6	1	2:19.065	39.839	1:03.978	35.248	262.4	19:55.861								
7	1	2:18.361	40.279	1:02.915	35.167	256.8	22:14.222								
8	1	2:18.700	40.190	1:02.673	35.837	262.4	24:32.922								
9	1	2:17.286	39.726	1:02.009	35.551	259.2	26:50.208								
10	1	5:11.919 B	1:31.636	2:05.451	1:34.832	80.2	32:02.127								
3		United Autosports		Ligier JS P3 - Nissan											
1.Mark PATTERSON				LMP3											
2.Wayne BOYD				3.Christian ENGLAND											
1	1	4:20.905 B	2:02.980	1:18.189	59.736	156.6	4:20.905								
2	1	8:32.348	6:45.515	1:09.045	37.788	214.2	12:53.253								
3	1	2:27.376	41.568	1:06.409	39.399	229.1	15:20.629								
4	1	2:23.007	40.842	1:05.287	36.878	255.6	17:43.636								
5	1	2:21.155	40.497	1:04.548	36.110	258.6	20:04.791								
6	1	2:32.429	40.867	1:13.143	38.419	201.8	22:37.220								
7	1	2:21.709	40.208	1:04.838	36.663	260.5	24:58.929								
8	1	2:42.914 B	40.343	1:04.678	57.893	261.1	27:41.843								
4		Cool Racing by GPC		Ligier JS P3 - Nissan											
1.Alexandre COIGNY				LMP3											
2.Iradj ALEXANDER															
1	1	11:54.660	...	1:10.348	38.610	206.4	11:54.660								
2	1	2:29.129	42.191	1:07.767	39.171	213.7	14:23.789								
3	1	2:27.756	42.532	1:07.661	37.563	241.3	16:51.545								
4	1	2:25.569	41.358	1:07.454	36.757	250.8	19:17.114								
5	1	2:24.401	40.988	1:06.562	36.851	251.4	21:41.515								
6	1	2:26.031	41.414	1:07.214	37.403	249.1	24:07.546								
7	1	2:29.158	41.705	1:09.611	37.842	190.1	26:36.704								
8	1	4:56.489 B	1:10.413	2:08.318	1:37.758	74.1	31:33.193								
5		By Speed Factory		Ligier JS P3 - Nissan											
1.Tim MÜLLER				LMP3											
2.Jürgen KREBS															
1	2	3:11.643	1:17.372	1:14.975	39.296	172.0	3:11.643								
2	2	4:28.328 B	45.197	2:02.746	1:40.385	148.4	7:39.971								
3	2	4:37.455	2:49.143	1:10.602	37.710	223.0	12:17.426								
4	2	2:27.076	41.751	1:07.987	37.338	245.2	14:44.502								
5	2	2:26.146	41.171	1:07.906	37.069	244.1	17:10.648								
6	2	2:32.503 B	40.962	1:07.157	44.384	248.0	19:43.151								
7	1	4:11.948	2:22.283	1:10.670	38.995	243.5	23:55.099								
8	1	2:28.503	42.050	1:08.104	38.349	246.8	26:23.602								
9	1	4:28.078 B	50.054	2:05.813	1:32.211	79.2	30:51.680								
6		360 Racing		Ligier JS P3 - Nissan											
1.Terrence WOODWARD				LMP3											
2.Ross KAISER				3.Anthony WELLS											
1	1	3:09.444	1:06.171	1:21.487	41.786	169.6	3:09.444								
2	1	4:23.070 B	45.191	1:58.991	1:38.888	182.4	7:32.514								
3	1	5:02.004	3:12.298	1:10.545	39.161	202.2	12:34.518								
4	1	2:29.759	44.468	1:07.597	37.694	200.3	15:04.277								
5	1	2:33.134 B	42.047	1:05.752	45.335	246.8	17:37.411								
7		Duqueine Engineering		Norma M 30 - Nissan											
1.Antonin BORGA				LMP3											
2.David DROUX				3.Nicolas SCHATZ											
1	3	3:05.352	1:04.623	1:19.480	41.249	164.4	3:05.352								
2	3	4:23.644 B	46.199	1:59.040	1:38.405	223.4	7:28.996								
3	3	4:42.976	2:55.310	1:09.152	38.514	250.3	12:11.972								
4	3	2:26.874	41.750	1:06.631	38.493	257.4	14:38.846								
5	3	2:38.326	41.212	1:19.211	37.903	260.5	17:17.172								
6	3	2:21.274	40.032	1:04.954	36.288	265.6	19:38.446								
7	3	2:21.282	39.592	1:04.896	36.794	268.2	21:59.728								
8	3	2:20.818	40.170	1:04.517	36.131	263.6	24:20.546								
9	3	2:20.034	39.929	1:04.364	35.741	259.2	26:40.580								
10	3	5:06.942 B	1:26.860	2:06.484	1:33.598	78.9	31:47.522								
8		Duqueine Engineering		Norma M 30 - Nissan											
1.Vincent BELTOISE				LMP3											
2.Lucas LÉGERET				3.Nicolas MELIN											
1	3	2:58.022	1:04.760	1:13.549	39.713	193.2	2:58.022								
2	3	4:24.487 B	43.219	2:00.527	1:40.741	240.8	7:22.509								
3	3	5:36.853	3:50.207	1:09.208	37.438	241.3	12:59.362								
4	3	2:25.631	41.409	1:07.274	36.948	259.9	15:24.993								
5	3	2:23.523	40.563	1:06.469	36.491	259.2	17:48.516								
6	3	2:21.046	40.399	1:04.508	36.139	261.7	20:09.562								
7	3	2:22.214	40.259	1:05.129	36.826	263.6	22:31.776								
8	3	2:22.483	40.256	1:04.852	37.375	264.9	24:54.259								
9	3	2:42.268 B	40.546	1:04.932	56.790	263.0	27:36.527								
9		AT Racing		Ligier JS P3 - Nissan											
1.Alexander TALKANITSA				LMP3											
2.Alexander TALKAJR				3.Mikkel JENSEN											
1	1	2:56.539	1:05.124	1:13.576	37.839	186.8	2:56.539								
2	1	4:12.009 B	41.340	1:52.235	1:38.434	249.1	7:08.548								
3	1	4:56.424	3:13.793	1:05.881	36.750	250.8	12:04.972								
4	1	2:23.427	40.410	1:04.925	38.092	255.0	14:28.399								
5	1	2:19.807	40.829	1:03.300	35.678	255.0	16:48.206								
6	1	2:19.348	40.280	1:02.935	36.133	255.0	19:07.554								
7	1	2:19.141	40.728	1:02.714	35.699	255.0	21:26.695								
8	1	2:23.126	40.056	1:06.877	36.193	257.4	23:49.821								
9	1	2:18.800	40.064	1:02.859	35.877	256.8	26:08.621								
10	1	4:16.612 B	39.953	2:00.194	1:36.465	256.8	30:25.233								
10		Oregon Team		Norma M 30 - Nissan											
1.Daive RODA				LMP3											
2.Andres MENDEZ				3.Dario CAPITANIO											
1	1	5:22.238 B	2:48.522	1:08.014	1:25.702	235.6	5:22.238								
2	1	6:35.597	4:49.076	1:07.315	39.206	236.6	11:57.835								
3	1	2:43.754	42.091	1:04.886	56.777	248.0	14:41.589								
4	1	2:20.945	41.728	1:03.000	36.217	257.4	17:02.534								
5	1	2:23.667	40.460	1:06.848	36.359	259.2	19:26.201								
6	1	2:19.608	41.289	1:02.699	35.620	261.1	21:45.809								
7	1	2:22.698	40.469	1:03.693	38.536	260.5	24:08.507								
8	1	2:19.105	40.492	1:02.604	36.009	262.4	26:27.612								
9	1	4:44.117 B	59.157	2:07.647	1:37.313	79.0	31:11.729								





European Le Mans Series

4 Hours of Spa-Francorchamps

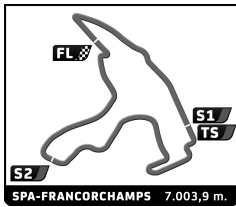
Bronze Driver Collective Test

Sector Analysis

■ Personal Best
 ■ Session Best
 ■ Crossing the finish line in pit lane

Lap	D	Time	Sector 1	Sector 2	Sector 3	T. Spd	Elapsed	Lap	D	Time	Sector 1	Sector 2	Sector 3	T. Spd	Elapsed
11 Eurointernational 1.Giorgio MONDINI 2.Marco JACOBONI Ligier JS P3 - Nissan LMP3								5 1 2:22.616 41.129 1:04.635 36.852 252.0 16:45.334 6 1 2:21.698 41.234 1:03.894 36.570 253.8 19:07.032 7 1 2:21.365 42.221 1:03.414 35.730 254.4 21:28.397 8 1 2:22.456 40.822 1:05.041 36.593 255.6 23:50.853 9 1 2:19.756 40.838 1:03.178 35.740 254.4 26:10.609 10 1 4:18.315 B 40.997 1:58.869 1:38.449 253.2 30:28.924							
1	2	3:19.407	B	1:14.077	1:12.049	53.281	213.7	3:19.407							
2	2	8:27.869		6:44.139	1:06.176	37.554	227.2	11:47.276							
3	2	2:24.387		41.961	1:05.505	36.921	246.3	14:11.663							
4	2	2:23.297		41.428	1:04.717	37.152	248.5	16:34.960							
5	2	2:22.936		42.037	1:04.359	36.540	250.3	18:57.896							
6	2	2:21.736		41.033	1:04.020	36.683	252.6	21:19.632							
7	2	2:24.013		41.517	1:04.928	37.568	250.8	23:43.645							
8	2	2:21.213		41.069	1:03.985	36.159	252.0	26:04.858							
9	2	3:31.807	B	40.718	1:16.621	1:34.468	252.6	29:36.665							
12 Eurointernational 1.Andrea DROMEDARI 2.Ricky CAPO 3.Maxwell HANRATTY Ligier JS P3 - Nissan LMP3								1 3 2:38.961 50.966 1:09.150 38.845 233.0 2:38.961 2 3 4:01.606 B 45.771 1:44.126 1:31.709 241.3 6:40.567 3 3 5:15.918 3:31.186 1:07.167 37.565 236.6 11:56.485 4 3 2:21.600 41.147 1:04.662 35.791 250.8 14:18.085 5 3 2:19.069 40.727 1:02.851 35.491 253.2 16:37.154 6 3 2:22.724 40.447 1:04.080 38.197 255.6 18:59.878 7 3 2:25.204 45.632 1:03.680 35.892 206.8 21:25.082 8 3 2:20.625 41.033 1:04.098 35.494 253.8 23:45.707 9 3 2:19.720 40.402 1:03.382 35.936 256.2 26:05.427 10 3 4:09.795 B 40.584 1:58.578 1:30.633 255.6 30:15.222							
1	1	3:17.586		1:14.412	1:19.230	43.944	205.6	3:17.586							
2	1	4:29.168	B	48.315	1:59.111	1:41.742	183.7	7:46.754							
3	1	4:41.933		2:49.372	1:12.951	39.610	220.2	12:28.687							
4	1	2:30.606		42.556	1:09.196	38.854	250.3	14:59.293							
5	1	2:31.116		43.179	1:09.306	38.631	252.0	17:30.409							
6	1	2:29.816		42.080	1:08.903	38.833	254.4	20:00.225							
7	1	2:27.462		41.958	1:07.791	37.713	253.2	22:27.687							
8	1	2:26.970		41.819	1:07.076	38.075	253.8	24:54.657							
9	1	2:43.042	B	41.414	1:06.675	54.953	256.2	27:37.699							
13 Inter Europol Competition 1.Jakub SMIECHOWSKI 2.Martin HIPPE Ligier JS P3 - Nissan LMP3								1 3 9:18.629 B 5:49.126 2:07.905 1:21.598 124.6 9:18.629 2 3 3:16.654 1:29.508 1:09.453 37.693 243.0 12:35.283 3 3 2:24.272 41.458 1:06.262 36.552 255.0 14:59.555 4 3 2:20.983 40.700 1:04.297 35.986 258.6 17:20.538 5 3 2:22.001 40.635 1:05.303 36.063 259.2 19:42.539 6 3 2:20.141 40.028 1:03.699 36.414 261.7 22:02.680 7 3 2:23.072 40.461 1:05.216 37.395 260.5 24:25.752 8 3 2:19.563 40.363 1:03.368 35.832 262.4 26:45.315 9 3 5:06.134 B 1:23.929 2:06.622 1:35.583 77.3 31:51.449							
1	2	3:51.710		1:53.419	1:17.111	41.180	167.2	3:51.710							
2	2	5:25.648	B	1:40.119	2:08.362	1:37.167	76.2	9:17.358							
3	2	3:01.340		1:16.027	1:08.780	36.533	233.0	12:18.698							
4	2	2:23.854		40.866	1:06.149	36.839	248.5	14:42.552							
5	2	2:22.495		41.524	1:05.085	35.886	255.0	17:05.047							
6	2	2:22.073		39.957	1:05.090	37.026	258.0	19:27.120							
7	2	2:23.920		40.493	1:04.804	38.623	259.2	21:51.040							
8	2	2:18.070		39.929	1:02.643	35.498	258.0	24:09.110							
9	2	2:19.526		40.134	1:03.806	35.586	237.6	26:28.636							
10	2	4:46.904	B	1:08.279	2:07.205	1:31.420	80.4	31:15.540							
15 RLR MSport 1.John FARANO 2.Morten DONS 3.Alex KAPADIA Ligier JS P3 - Nissan LMP3								1 2 12:42.850 ... 1:09.629 38.011 208.8 12:42.850 2 2 2:25.347 41.956 1:06.387 37.004 232.5 15:08.197 3 2 2:25.243 41.536 1:06.581 37.126 249.7 17:33.440 4 2 2:25.980 41.301 1:07.455 37.224 263.0 19:59.420 5 2 2:23.120 40.570 1:06.418 36.132 259.9 22:22.540 6 2 2:21.713 40.560 1:05.183 35.970 268.9 24:44.253							
1	1	4:18.921	B	1:58.640	1:20.762	59.519	144.9	4:18.921							
2	1	8:13.751		6:24.011	1:10.704	39.036	225.8	12:32.672							
3	1	2:29.013		42.557	1:09.041	37.415	251.4	15:01.685							
4	1	2:24.825		41.344	1:06.587	36.894	256.2	17:26.510							
5	1	2:25.537		41.218	1:07.397	36.922	256.2	19:52.047							
6	1	2:34.056		41.772	1:14.889	37.395	256.8	22:26.103							
7	1	2:24.697		41.226	1:06.751	36.720	255.6	24:50.800							
8	1	2:40.151	B	40.914	1:05.537	53.700	256.8	27:30.951							
16 Panis Barthez Competition 1.Eric DEBARD 2.Simon GACHET 3.Theo BEAN Ligier JS P3 - Nissan LMP3								1 1 2:48.495 B 48.508 1:10.971 49.016 226.7 2:48.495 2 1 10:15.989 8:36.165 1:04.806 35.018 269.6 13:04.484 3 1 2:13.833 37.930 1:01.431 34.472 282.9 15:18.317 4 1 2:15.138 37.165 1:01.095 36.878 290.5 17:33.455 5 1 2:14.323 38.168 1:02.572 33.583 286.7 19:47.778 6 1 2:13.352 37.044 1:01.745 34.563 284.4 22:01.130 7 1 2:38.991 59.641 1:04.933 34.417 282.2 24:40.121 8 1 2:10.486 36.943 1:00.697 32.846 295.3 26:50.607 9 1 5:18.765 B 1:33.764 2:07.810 1:37.191 79.3 32:09.372							
1	1	3:17.442		1:29.552	1:08.946	38.944	212.5	3:17.442							
2	1	4:27.865	B	42.922	2:04.168	1:40.775	157.0	7:45.307							
3	1	4:12.905		2:28.500	1:05.875	38.530	245.7	11:58.212							
4	1	2:24.506		42.274	1:05.407	36.825	248.0	14:22.718							
21 DragonSpeed 1.Henrik HEDMAN 2.Nicolas LAPIERRE 3.Ben HANLEY Oreca 07 - Gibson LMP2								1 1 2:48.495 B 48.508 1:10.971 49.016 226.7 2:48.495 2 1 10:15.989 8:36.165 1:04.806 35.018 269.6 13:04.484 3 1 2:13.833 37.930 1:01.431 34.472 282.9 15:18.317 4 1 2:15.138 37.165 1:01.095 36.878 290.5 17:33.455 5 1 2:14.323 38.168 1:02.572 33.583 286.7 19:47.778 6 1 2:13.352 37.044 1:01.745 34.563 284.4 22:01.130 7 1 2:38.991 59.641 1:04.933 34.417 282.2 24:40.121 8 1 2:10.486 36.943 1:00.697 32.846 295.3 26:50.607 9 1 5:18.765 B 1:33.764 2:07.810 1:37.191 79.3 32:09.372							
1	1	2:48.495	B	48.508	1:10.971	49.016	226.7	2:48.495							
2	1	10:15.989		8:36.165	1:04.806	35.018	269.6	13:04.484							
3	1	2:13.833		37.930	1:01.431	34.472	282.9	15:18.317							
4	1	2:15.138		37.165	1:01.095	36.878	290.5	17:33.455							
5	1	2:14.323		38.168	1:02.572	33.583	286.7	19:47.778							
6	1	2:13.352		37.044	1:01.745	34.563	284.4	22:01.130							
7	1	2:38.991		59.641	1:04.933	34.417	282.2	24:40.121							
8	1	2:10.486		36.943	1:00.697	32.846	295.3	26:50.607							
9	1	5:18.765	B	1:33.764	2:07.810	1:37.191	79.3	32:09.372							
23 Panis Barthez Competition 1.Fabien BARTHEZ 2.Timothé BURET 3.Nathanaël BERTHON Ligier JSP217 - Gibson LMP2															





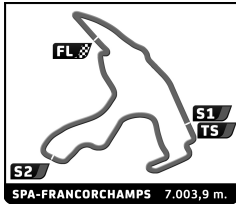
European Le Mans Series 4 Hours of Spa-Francorchamps Bronze Driver Collective Test

Sector Analysis

■ Personal Best ■ Session Best ■ Crossing the finish line in pit lane

Lap	D	Time	Sector 1	Sector 2	Sector 3	T. Spd	Elapsed	Lap	D	Time	Sector 1	Sector 2	Sector 3	T. Spd	Elapsed
28 Idec Sport Racing Ligier JSP217 - Gibson LMP2 1. Patrice LAFARGUE 3. Paul Loup CHATIN 2. Paul LAFARGUE JR															
1	1	3:16.213 B	1:10.843	1:13.685	51.685	161.7	3:16.213								
2	1	9:58.379	8:19.006	1:04.714	34.659	222.0	13:14.592								
3	1	2:13.334	38.665	1:00.880	33.789	271.6	15:27.926								
4	1	2:13.748	37.950	1:02.035	33.763	260.5	17:41.674								
5	1	2:14.923	37.535	1:02.498	34.890	275.7	19:56.597								
6	1	2:12.398	37.826	1:01.081	33.491	266.9	22:08.995								
7	1	2:13.703	40.078	59.558	34.067	283.7	24:22.698								
8	1	2:11.470	37.858	1:00.019	33.593	275.0	26:34.168								
9	1	4:57.071 B	1:11.319	2:08.777	1:36.975	78.9	31:31.239								
29 Racing Team Nederland Dallara P217 - Gibson LMP2 1. Jan LAMMERS 2. Frits VAN EERD															
1	1	5:10.637 B	2:43.450	1:11.946	1:15.241	185.5	5:10.637								
2	1	7:00.474	5:18.744	1:06.378	35.352	228.6	12:11.111								
3	1	2:14.400	38.154	1:01.832	34.414	276.4	14:25.511								
4	1	2:16.229	38.894	1:03.267	34.068	275.7	16:41.740								
5	1	2:27.964 B	37.845	1:02.579	47.540	289.7	19:09.704								
6	2	3:33.957	1:53.680	1:05.248	35.029	229.6	22:43.661								
7	2	2:54.462	38.614	1:40.557	35.291	278.6	25:38.123								
8	2	3:33.964 B	38.148	1:20.911	1:34.905	272.3	29:12.087								
47 Cetilar Villorba Corse Dallara P217 - Gibson LMP2 1. Roberto LACORTE 3. Andrea BELICCHI 2. Giorgio SERNAGIOTTO															
1	1	3:06.054	1:20.253	1:09.514	36.287	215.0	3:06.054								
2	1	4:18.324 B	38.472	1:58.541	1:41.311	277.1	7:24.378								
3	1	4:50.067	3:10.577	1:05.261	34.229	242.4	12:14.445								
4	1	2:14.027	38.255	1:01.369	34.403	282.2	14:28.472								
5	1	2:13.983	37.598	1:02.688	33.697	270.9	16:42.455								
6	1	2:16.358	37.223	1:02.824	36.311	274.3	18:58.813								
7	1	2:24.164	37.117	1:00.125	46.922	290.5	21:22.977								
8	1	2:22.863 B	39.581	1:02.125	41.157	260.5	23:45.840								
9	1	4:19.607 B	1:58.383	1:05.694	1:15.530	265.6	28:05.447								
49 High Class Racing Dallara P217 - Gibson LMP2 1. Dennis ANDERSEN 2. Anders FJORBACH															
1	1	3:05.833	1:15.937	1:10.719	39.177	189.1	3:05.833								
2	1	4:20.873 B	40.366	2:01.918	1:38.589	249.7	7:26.706								
3	1	4:25.689	2:40.414	1:09.289	35.986	188.1	11:52.395								
4	1	2:24.199	43.862	1:05.234	35.103	241.9	14:16.594								
5	1	2:18.807	38.448	1:04.513	35.846	263.0	16:35.401								
6	1	2:17.097	38.547	1:03.748	34.802	272.3	18:52.498								
7	1	2:15.216	37.957	1:02.843	34.416	281.5	21:07.714								
8	1	2:14.265	37.608	1:02.561	34.096	295.3	23:21.979								
9	1	2:16.442	37.977	1:03.460	35.005	292.9	25:38.421								
10	1	3:28.739 B	37.907	1:19.721	1:31.111	283.7	29:07.160								
51 Spirit of Race Ferrari 488 GTE LMGT E 1. Rino MASTRONARDI 3. Andrea BERTOLINI 2. Giorgio RODA JR															
1	1	7:51.199 B	2:49.494	1:21.387	3:40.318	192.5	7:51.199								
2	1	4:22.622	2:29.760	1:13.467	39.395	223.4	12:13.821								
3	1	2:28.007	42.397	1:06.705	38.905	250.8	14:41.828								
4	1	2:27.896	42.150	1:08.725	37.021	243.0	17:09.724								
5	1	2:22.992	41.086	1:05.216	36.690	253.8	19:32.716								
6	1	2:32.458 B	40.713	1:05.163	46.582	258.6	22:05.174								
7	1	4:13.654	2:28.428	1:07.945	37.281	250.3	26:18.828								
8	1	4:26.658 B	43.441	2:08.377	1:34.840	93.0	30:45.486								
66 JMW Motorsport Ferrari 488 GTE LMGT E 1. Robert SMITH 3. William STEVENS 2. Jody FANNIN															
1	1	3:25.555 B	1:25.190	1:12.988	47.377	218.0	3:25.555								
2	1	8:31.832	6:40.729	1:12.093	39.010	182.1	11:57.387								
3	1	2:30.728	42.624	1:09.999	38.105	232.5	14:28.115								
4	1	2:29.947	43.078	1:08.614	38.255	249.1	16:58.062								
5	1	2:31.361	42.677	1:09.086	39.598	249.1	19:29.423								
6	1	2:39.727 B	42.827	1:10.049	46.851	250.3	22:09.150								
7	1	3:17.778	1:34.661	1:06.245	36.872	248.5	25:26.928								
8	1	3:29.332 B	41.194	1:15.037	1:33.101	252.6	28:56.260								
77 Proton Competition Porsche 911 RSR 991 LMGT E 1. Christian RIED 3. Matteo CAIROLI 2. Joël CAMATHIAS															
1	1	2:58.108	1:06.921	1:13.269	37.918	187.8	2:58.108								
2	1	4:10.749 B	41.547	1:59.319	1:29.883	240.8	7:08.857								
3	1	8:16.742	6:29.601	1:09.366	37.775	236.1	15:25.599								
4	1	2:25.327	41.246	1:07.149	36.932	255.0	17:50.926								
5	1	2:23.826	40.831	1:06.366	36.629	258.0	20:14.752								
6	1	2:24.520	40.801	1:06.884	36.835	257.4	22:39.272								
7	1	2:23.556	40.705	1:06.176	36.675	258.0	25:02.828								
8	1	3:08.526 B	40.766	1:07.443	1:20.317	257.4	28:11.354								
90 TF Sport Aston Martin Vantage V8 LMGT E 1. Salih YOLUC 3. Nicki THIIIM 2. Euan HANKEY															
1	1	3:14.511 B	1:02.644	1:20.255	51.612	152.4	3:14.511								
2	1	9:06.353	7:13.413	1:11.301	41.639	218.0	12:20.864								
3	1	2:24.802	41.304	1:06.539	36.959	254.4	14:45.666								
4	1	2:33.166	40.803	1:13.635	38.728	252.0	17:18.832								
5	1	2:24.765	40.826	1:06.528	37.411	259.9	19:43.597								
6	1	2:24.797	40.480	1:06.694	37.623	261.7	22:08.394								
7	1	2:25.749	41.292	1:07.099	37.358	262.4	24:34.143								
8	1	2:24.867	40.543	1:07.520	36.804	261.1	26:59.010								
9	1	5:17.591 B	1:32.198	2:08.454	1:36.939	79.7	32:16.601								
99 Beechdean AMR Aston Martin Vantage V8 LMGT E 1. Andrew HOWARD 3. Darren TURNER 2. Ross GUNN															
1	1	3:13.996	1:23.809	1:10.875	39.312	222.0	3:13.996								
2	1	4:28.646 B	43.906	2:04.490	1:40.250	154.4	7:42.642								
3	1	5:18.560	3:31.491	1:09.403	37.666	202.9	13:01.202								
4	1	2:26.648	41.905	1:07.671	37.072	247.4	15:27.850								
5	1	2:25.163	41.011	1:07.213	36.939	250.8	17:53.013								
6	1	2:24.780	40.683	1:07.106	36.991	256.8	20:17.793								
7	1	2:25.075	40.951	1:07.146	36.978	259.9	22:42.868								





European Le Mans Series 4 Hours of Spa-Francorchamps Bronze Driver Collective Test

Sector Analysis

■ Personal Best
 ■ Session Best
 ■ B Crossing the finish line in pit lane

Lap	D	Time	Sector 1	Sector 2	Sector 3	T. Spd	Elapsed	Lap	D	Time	Sector 1	Sector 2	Sector 3	T. Spd	Elapsed
8	1	2:25.976	40.966	1:07.843	37.167	258.0	25:08.844								
9	1	3:27.464 B	41.181	1:08.222	1:38.061	260.5	28:36.308								

