

EUROPEAN LE MANS SERIES

4 Hours of Portimao


Bronze Driver Collective Test

Sector Analysis

■ Personal Best
 ■ Session Best
 ■ Crossing the finish line in pit lane

Lap	D	Time	Sector 1	Sector 2	Sector 3	T. Spd	Elapsed	Lap	D	Time	Sector 1	Sector 2	Sector 3	T. Spd	Elapsed			
2	United Autosports Ligier JS P3 - Nissan								5	By Speed Factory Ligier JS P3 - Nissan								
	1. John FALB LMP3									1. Giorgio MAGGI LMP3								
	2. Sean RAYHALL									2. Jürgen KREBS								
	1	1	3:14.505	1:53.412	34.510	46.583				3:14.505	1	2	2:19.591	1:01.375	37.648	40.568		2:19.591
	2	1	1:44.996	33.546	33.372	38.078	250.6			4:59.501	2	2	1:58.349 B	35.414	35.851	47.084	241.6	4:17.940
	3	1	1:47.813	33.351	34.256	40.206	255.3			6:47.314	3	2	2:51.495	1:35.505	34.922	41.068		7:09.435
	4	1	1:45.125	32.982	32.900	39.243	255.3			8:32.439	4	2	1:49.650	34.524	34.719	40.407	250.6	8:59.085
	5	1	1:45.079	33.583	33.284	38.212	254.7			10:17.518	5	2	1:48.461	33.657	34.581	40.223	252.3	10:47.546
	6	1	1:44.487	33.015	33.471	38.001	257.8			12:02.005	6	2	1:48.046	33.865	34.319	39.862	249.4	12:35.592
	7	1	1:44.020	32.644	33.118	38.258	257.8			13:46.025	7	2	1:46.854	33.311	34.419	39.124	253.5	14:22.446
	8	1	1:44.284	32.666	32.993	38.625	255.3			15:30.309	8	2	1:47.682	33.712	34.246	39.724	253.5	16:10.128
	9	1	1:43.747	32.629	33.081	38.037	262.1			17:14.056	9	2	1:47.714	33.460	34.647	39.607	251.2	17:57.842
	10	1	1:43.376	32.285	33.044	38.047	258.4			18:57.432	10	2	2:03.561 B	33.269	34.796	55.496	252.9	20:01.403
	11	1	1:46.014	34.262	33.092	38.660	260.9			20:43.446								
	12	1	1:49.729	32.620	35.455	41.654	260.9			22:33.175								
	13	1	1:44.337	32.911	33.213	38.213	253.5			24:17.512								
	14	1	1:44.950	33.106	33.542	38.302	260.2			26:02.462								
15	1	1:44.916	32.456	33.211	39.249	260.2	27:47.378											
16	1	1:43.737	32.779	33.014	37.944	252.9	29:31.115											
17	1	1:44.003	32.465	33.182	38.356	258.4	31:15.118											
3	United Autosports Ligier JS P3 - Nissan								6	360 Racing Ligier JS P3 - Nissan								
	1. Mark PATTERSON LMP3									1. Terrence WOODWARD LMP3								
	2. Wayne BOYD									2. Ross KAISER								
	3. Christian ENGLAND									3. Anthony WELLS								
	1	1	3:29.023	2:03.553	40.882	44.588				3:29.023	1	1	2:05.568 B	44.273	36.126	45.169		2:05.568
	2	1	2:05.571	40.507	41.097	43.967	197.8			5:34.594	2	1	4:51.745	3:38.253	34.306	39.186		6:57.313
	3	1	1:58.171	39.752	37.066	41.353	192.2			7:32.765	3	1	1:45.308	33.754	33.292	38.262	248.3	8:42.621
	4	1	1:49.698	35.776	34.630	39.292	243.8			9:22.463	4	1	1:44.931	33.246	33.385	38.300	254.7	10:27.552
	5	1	1:51.921	34.452	37.339	40.130	252.3			11:14.384	5	1	1:45.507	32.723	33.771	39.013	256.5	12:13.059
	6	1	1:47.241	33.713	34.119	39.409	251.7			13:01.625	6	1	1:48.451	34.496	33.860	40.095	257.8	14:01.510
	7	1	1:46.128	33.264	33.659	39.205	253.5			14:47.753	7	1	1:47.639	32.980	35.236	39.423	256.5	15:49.149
	8	1	1:46.475	32.984	34.136	39.355	253.5			16:34.228	8	1	1:46.200	34.362	33.230	38.608	257.1	17:35.349
	9	1	1:46.661	33.245	34.115	39.301	254.1			18:20.889	9	1	1:50.897 B	32.964	33.433	44.500	257.1	19:26.246
	10	1	1:46.018	33.006	34.091	38.921	255.9			20:06.907	10	1	4:08.748	2:55.729	33.848	39.171		23:34.994
	11	1	1:45.990	33.157	33.759	39.074	255.9			21:52.897	11	1	1:45.672	33.011	33.414	39.247	253.5	25:20.666
12	1	1:56.187 B	32.694	34.097	49.396	258.4	23:49.084	12	1	1:45.949	33.213	33.303	39.433	254.7	27:06.615			
13	3	3:28.759	2:14.856	34.682	39.221		27:17.843	13	1	1:45.024	33.350	33.434	38.240	254.1	28:51.639			
14	3	1:45.178	33.334	33.733	38.111	257.1	29:03.021	14	1	1:44.016	32.880	33.058	38.078	252.9	30:35.655			
15	3	1:45.683	32.773	33.412	39.498	257.8	30:48.704											
4	Cool Racing by GPC Ligier JS P3 - Nissan								7	Duqueine Engineering Norma M 30 - Nissan								
	1. Alexandre COIGNY LMP3									1. Antonin BORGA LMP3								
	2. Iradj ALEXANDER									2. David DROUX								
	3. Nicolas SCHATZ									3. Nicolas MELIN								
	1	1	2:24.850	1:06.025	37.047	41.778				2:24.850	1	3	3:23.718 B	1:53.993	41.089	48.636		3:23.718
	2	1	1:51.412	35.003	35.666	40.743	245.5			4:16.262	2	3	2:34.076	1:22.499	33.592	37.985		5:57.794
	3	1	1:48.978	33.938	35.433	39.607	249.4			6:05.240	3	3	1:44.331	32.448	34.095	37.788	260.9	7:42.125
	4	1	1:50.389	34.052	35.575	40.762	251.7			7:55.629	4	3	1:43.627	32.288	32.961	38.378	263.4	9:25.752
	5	1	1:47.655	33.595	34.169	39.891	251.2			9:43.284	5	3	1:42.194	32.147	32.854	37.193	264.7	11:07.946
	6	1	1:51.501	33.895	34.777	42.829	250.6			11:34.785	6	3	1:44.503	32.325	33.861	38.317	267.3	12:52.449
	7	1	1:50.567	36.037	34.692	39.838	250.6			13:25.352	7	3	1:43.087	33.072	32.785	37.230	261.5	14:35.536
	8	1	1:50.843	36.685	34.603	39.555	248.3			15:16.195	8	3	1:41.526	31.719	32.426	37.381	265.4	16:17.062
	9	1	1:48.740	33.889	35.158	39.693	252.9			17:04.935	9	3	1:50.837 B	32.459	34.910	43.468	265.4	18:07.899
	10	1	1:50.466	35.566	34.735	40.165	252.3			18:55.401	10	3	3:50.683	2:40.268	32.814	37.601		21:58.582
	11	1	1:58.887 B	37.085	34.725	47.077	250.6			20:54.288	11	3	1:43.596	31.878	33.210	38.508	266.7	23:42.178
12	1	3:39.432	2:24.790	35.000	39.642		24:33.720	12	3	1:41.993	32.240	32.428	37.325	262.1	25:24.171			
13	1	1:48.486	33.672	35.113	39.701	253.5	26:22.206	13	3	1:43.380	32.160	32.582	38.638	266.0	27:07.551			
14	1	1:47.655	34.193	34.126	39.336	251.2	28:09.861	14	3	1:48.040	33.642	34.761	39.637	258.4	28:55.591			
15	1	1:47.439	33.611	34.473	39.355	254.1	29:57.300	15	3	1:43.274	32.781	32.592	37.901	259.6	30:38.865			
8	Duqueine Engineering Norma M 30 - Nissan								8	Duqueine Engineering Norma M 30 - Nissan								
	1. Vincent BELTOISE LMP3									1. Vincent BELTOISE LMP3								
	2. Lucas LÉGERET									2. Lucas LÉGERET								
	3. Nicolas MELIN									3. Nicolas MELIN								
1	3	2:18.874	1:01.391	36.639	40.844		2:18.874	1	3	2:18.874	1:01.391	36.639	40.844		2:18.874			
2	3	1:49.167	34.834	34.640	39.693	250.6	4:08.041	2	3	1:49.167	34.834	34.640	39.693	250.6	4:08.041			
3	3	1:47.825	33.820	34.528	39.477	254.7	5:55.866	3	3	1:47.825	33.820	34.528	39.477	254.7	5:55.866			
4	3	1:48.434	33.660	35.448	39.326	260.2	7:44.300	4	3	1:48.434	33.660	35.448	39.326	260.2	7:44.300			





EUROPEAN LE MANS SERIES

4 Hours of Portimao


Bronze Driver Collective Test

Sector Analysis

■ Personal Best ■ Session Best B Crossing the finish line in pit lane

Lap	D	Time	Sector 1	Sector 2	Sector 3	T. Spd	Elapsed	Lap	D	Time	Sector 1	Sector 2	Sector 3	T. Spd	Elapsed
5	3	1:47.289	33.637	34.034	39.618	259.6	9:31.589	5	2	1:47.028	33.555	33.647	39.826	253.5	9:45.452
6	3	1:46.856	33.404	33.990	39.462	260.2	11:18.445	6	2	1:52.733	33.831	36.573	42.329	255.3	11:38.185
7	3	1:48.943	34.927	34.237	39.779	257.1	13:07.388	7	2	1:48.635	33.857	33.840	40.938	252.3	13:26.820
8	3	1:47.139	33.516	34.134	39.489	260.9	14:54.527	8	2	1:47.179	34.381	33.438	39.360	256.5	15:13.999
9	3	1:47.217	33.496	34.111	39.610	261.5	16:41.744	9	2	1:46.061	33.190	33.465	39.406	254.1	17:00.060
10	3	1:47.760	33.528	34.629	39.603	262.1	18:29.504	10	2	1:46.819	33.935	33.686	39.198	255.9	18:46.879
11	3	1:54.959 B	33.810	34.401	46.748	260.9	20:24.463	11	2	1:46.678	33.440	33.366	39.872	256.5	20:33.557
12	3	3:48.177	2:33.047	35.483	39.647		24:12.640	12	2	1:48.083	35.397	33.496	39.190	255.9	22:21.640
13	3	1:47.036	33.329	34.552	39.155	261.5	25:59.676	13	2	1:47.504	34.594	33.530	39.380	257.1	24:09.144
14	3	1:47.682	33.529	34.336	39.817	262.8	27:47.358	14	2	1:47.397	33.686	33.975	39.736	256.5	25:56.541
15	3	1:51.223	34.416	35.254	41.553	236.8	29:38.581	15	2	1:46.318	33.358	33.580	39.380	257.1	27:42.859
16	3	1:47.968	33.810	34.834	39.324	259.0	31:26.549	16	2	1:46.240	33.351	33.475	39.414	254.1	29:29.099
9 AT Racing Ligier JS P3 - Nissan LMP3 1.Alexander TALKANITSA 3.Mikkel JENSEN 2.Alexander TALKA JR								12 Eurointernational Ligier JS P3 - Nissan LMP3 1.Ricky CAPO 3.James DAYSON 2.Maxwell HANRATTY							
1	1	3:07.955	1:50.489	35.933	41.533		3:07.955	1	3	2:58.645	1:39.244	37.927	41.474		2:58.645
2	1	1:51.029	34.664	33.769	42.596	246.6	4:58.984	2	3	1:50.586	35.005	35.607	39.974	248.3	4:49.231
3	1	1:48.673	33.346	34.247	41.080	251.2	6:47.657	3	3	1:50.331	34.479	35.814	40.038	251.2	6:39.562
4	1	1:46.712	33.824	33.695	39.193	252.3	8:34.369	4	3	1:52.378	34.698	35.958	41.722	251.2	8:31.940
5	1	2:10.274 B	49.657	35.040	45.577	255.3	10:44.643	5	3	1:50.815	34.246	36.817	39.752	251.7	10:22.755
6	1	3:22.601	2:10.916	32.971	38.714		14:07.244	6	3	1:48.548	33.880	35.130	39.538	252.9	12:11.303
7	1	1:43.667	32.685	32.798	38.184	255.3	15:50.911	7	3	1:48.678	33.908	35.081	39.689	253.5	13:59.981
8	1	1:45.403	34.238	33.165	38.000	259.0	17:36.314	8	3	1:50.260	33.942	35.641	40.677	254.1	15:50.241
9	1	1:46.696	32.336	33.697	40.663	257.1	19:23.010	9	3	1:50.076	35.594	34.930	39.552	253.5	17:40.317
10	1	1:43.743	32.774	32.856	38.113	255.9	21:06.753	10	3	1:47.955	33.472	34.964	39.519	254.7	19:28.272
11	1	1:44.622	32.277	33.085	39.260	258.4	22:51.375	11	3	1:48.278	34.210	34.740	39.328	254.7	21:16.550
12	1	1:43.744	32.660	32.822	38.262	255.9	24:35.119	12	3	1:47.352	33.444	34.776	39.132	255.3	23:03.902
13	1	1:44.031	32.502	33.212	38.317	257.8	26:19.150	13	3	1:46.936	33.321	34.547	39.068	254.7	24:50.838
14	1	1:44.210	32.363	33.118	38.729	260.2	28:03.360	14	3	1:47.259	33.371	34.680	39.208	254.7	26:38.097
15	1	1:48.453	34.682	34.471	39.300	252.3	29:51.813	15	3	1:48.561	34.240	34.975	39.346	253.5	28:26.658
16	1	1:44.480	33.020	32.955	38.505	255.9	31:36.293	16	3	1:47.556	33.582	34.625	39.349	253.5	30:14.214
10 Oregon Team Norma M 30 - Nissan LMP3 1.Toni FORNE 3.Dario CAPITANIO 2.Andres MENDEZ								13 Inter Europol Competition Ligier JS P3 - Nissan LMP3 1.Jakub SMIECHOWSKI 2.Martin HIPPE							
1	1	2:42.298	1:21.451	38.215	42.632		2:42.298	1	2	2:38.147	1:12.170	38.924	47.053		2:38.147
2	1	1:50.423	36.261	34.447	39.715	215.6	4:32.721	2	2	1:43.852	32.899	33.363	37.590	253.5	4:21.999
3	1	1:48.109	33.774	34.298	40.037	250.6	6:20.830	3	2	1:45.106	33.915	32.916	38.275	256.5	6:07.105
4	1	2:06.260	33.885	53.498	38.877	257.1	8:27.090	4	2	1:45.212	33.560	33.502	38.150	254.1	7:52.317
5	1	1:44.503	32.778	33.190	38.535	259.0	10:11.593	5	2	1:43.196	32.486	32.974	37.736	255.9	9:35.513
6	1	1:45.525	33.649	33.630	38.246	260.9	11:57.118	6	2	1:43.405	32.324	33.210	37.871	256.5	11:18.918
7	1	1:47.108	33.800	34.601	38.707	262.1	13:44.226	7	2	1:52.037 B	33.639	33.340	45.058	258.4	13:10.955
8	1	1:45.914	33.036	33.656	39.222	260.2	15:30.140	8	2	5:39.634	4:28.289	33.271	38.074		18:50.589
9	1	1:58.133 B	36.853	33.944	47.336	260.9	17:28.273	9	2	1:43.196	32.208	33.012	37.976	255.9	20:33.785
10	1	3:26.072	2:13.486	33.743	38.843		20:54.345	10	2	1:44.882	33.351	33.164	38.367	260.2	22:18.667
11	1	2:21.953	1:09.152	34.307	38.494	260.2	23:16.298	11	2	1:42.877	32.199	32.916	37.762	255.3	24:01.544
12	1	1:44.836	32.799	33.640	38.397	260.2	25:01.134	12	2	1:43.188	32.165	33.036	37.987	255.9	25:44.732
13	1	1:44.630	32.696	33.326	38.608	259.0	26:45.764	13	2	1:43.936	32.298	33.216	38.422	255.9	27:28.668
14	1	1:45.141	32.862	33.478	38.801	259.6	28:30.905	14	2	1:43.535	32.492	33.120	37.923	256.5	29:12.203
15	1	1:55.611 B	32.688	33.571	49.352	260.2	30:26.516	15	2	1:51.863 B	32.265	34.465	45.133	255.9	31:04.066
11 Eurointernational Ligier JS P3 - Nissan LMP3 1.Giorgio MONDINI 2.Andrea DROMEDARI								15 RLR MSport Ligier JS P3 - Nissan LMP3 1.John FARANO 3.Alex KAPADIA 2.Morten DONS							
1	2	2:31.386	1:11.309	36.893	43.184		2:31.386	1	1	2:51.918	1:21.675	42.131	48.112		2:51.918
2	2	1:49.456	35.100	34.326	40.030	248.3	4:20.842	2	1	1:55.259	37.517	36.279	41.463	225.9	4:47.177
3	2	1:49.577	35.450	34.223	39.904	251.2	6:10.419	3	1	2:52.582 B	36.074	34.992	1:41.516	243.8	7:39.759
4	2	1:48.005	34.412	33.784	39.809	253.5	7:58.424								





EUROPEAN LE MANS SERIES

4 Hours of Portimao

Bronze Driver Collective Test

Sector Analysis

■ Personal Best ■ Session Best B Crossing the finish line in pit lane

Lap	D	Time	Sector 1	Sector 2	Sector 3	T. Spd	Elapsed	Lap	D	Time	Sector 1	Sector 2	Sector 3	T. Spd	Elapsed
4	1	4:13.358	2:57.852	35.227	40.279		11:53.117	5	3	1:45.955	33.857	33.690	38.408	256.5	9:57.006
5	1	1:52.886	37.063	36.041	39.782	252.3	13:46.003	6	3	1:44.146	32.976	33.040	38.130	253.5	11:41.152
6	1	1:50.791	34.356	34.246	42.189	241.6	15:36.794	7	3	1:44.344	32.458	33.173	38.713	257.8	13:25.496
7	1	1:48.895	34.246	34.938	39.711	252.9	17:25.689	8	3	1:51.822B	33.434	33.571	44.817	259.0	15:17.318
8	1	1:49.547	34.307	35.460	39.780	253.5	19:15.236	9	3	4:11.667	3:01.082	33.010	37.575		19:28.985
9	1	1:48.238	33.768	34.711	39.759	256.5	21:03.474	10	3	1:43.533	32.557	33.137	37.839	260.2	21:12.518
10	1	1:49.736	33.718	34.528	41.490	254.7	22:53.210	11	3	1:43.845	32.890	33.066	37.889	258.4	22:56.363
11	1	1:49.767	34.094	35.568	40.105	255.3	24:42.977	12	3	1:43.165	32.173	33.396	37.596	259.6	24:39.528
12	1	1:48.036	33.745	34.848	39.443	254.1	26:31.013	13	3	1:43.667	32.157	32.934	38.576	259.0	26:23.195
13	1	1:46.951	33.210	34.525	39.216	255.3	28:17.964	14	3	1:53.350	36.731	38.129	38.490	260.9	28:16.545
14	1	1:48.737	34.366	34.660	39.711	255.3	30:06.701	15	3	1:46.581	32.320	33.837	40.424	256.5	30:03.126

16	Panis Barthez Competition	Ligier JS P3 - Nissan
	1. Eric DEBARD	LMP3
	2. Simon GACHET	
	3. Theo BEAN	

1	1	3:05.438	1:45.854	37.528	42.056		3:05.438
2	1	1:48.063	34.549	34.161	39.353	246.0	4:53.501
3	1	1:46.385	33.511	33.670	39.204	251.7	6:39.886
4	1	1:51.021	35.136	35.454	40.431	256.5	8:30.907
5	1	1:46.022	33.481	33.817	38.724	253.5	10:16.929
6	1	1:55.478B	33.391	34.985	47.102	255.3	12:12.407
7	1	3:19.348	2:02.593	35.281	41.474		15:31.755
8	1	1:45.207	33.317	33.430	38.460	255.3	17:16.962
9	1	1:44.657	32.899	32.929	38.829	257.1	19:01.619
10	1	1:48.642	32.931	34.646	41.065	256.5	20:50.261
11	1	1:44.656	32.902	32.937	38.817	256.5	22:34.917
12	1	1:50.729	35.097	35.838	39.794	253.5	24:25.646
13	1	1:46.945	32.935	34.426	39.584	258.4	26:12.591
14	1	1:45.394	32.987	33.272	39.135	255.3	27:57.985
15	1	1:46.003	33.396	33.464	39.143	254.1	29:43.988
16	1	1:46.709	33.142	34.114	39.453	254.7	31:30.697

17	Ultimate	Ligier JS P3 - Nissan
	1. Jean-Baptiste LAHAYE	LMP3
	2. Matthieu LAHAYE	
	3. François HERIAU	

1	3	3:06.559	1:47.983	36.563	42.013		3:06.559
2	3	1:49.178	35.020	34.233	39.925	250.0	4:55.737
3	3	1:53.149	33.747	37.336	42.066	251.2	6:48.886
4	3	1:48.165	33.665	34.770	39.730	248.8	8:37.051
5	3	1:47.434	34.129	33.842	39.463	251.7	10:24.485
6	3	1:48.172	33.377	35.544	39.251	253.5	12:12.657
7	3	1:55.382B	33.886	34.063	47.433	256.5	14:08.039
8	3	3:02.213	1:49.523	33.850	38.840		17:10.252
9	3	1:45.775	33.110	33.513	39.152	252.3	18:56.027
10	3	1:46.189	34.411	33.343	38.435	255.3	20:42.216
11	3	1:49.080	33.178	34.500	41.402	256.5	22:31.296
12	3	1:45.074	33.173	33.041	38.860	252.9	24:16.370
13	3	1:47.808	34.554	34.469	38.785	253.5	26:04.178
14	3	1:46.430	33.585	33.840	39.005	255.9	27:50.608
15	3	1:46.455	33.024	33.996	39.435	252.9	29:37.063
16	3	1:45.590	32.923	33.094	39.573	253.5	31:22.653

18	M.Racing - YMR	Ligier JS P3 - Nissan
	1. Alexandre COUGNAUD	LMP3
	2. Antoine JUNG	
	3. Romano RICCI	

1	3	2:49.098	1:33.974	35.240	39.884		2:49.098
2	3	1:48.328	34.749	34.600	38.979	249.4	4:37.426
3	3	1:44.797	32.837	33.210	38.750	252.9	6:22.223
4	3	1:48.828	33.708	35.169	39.951	257.8	8:11.051

19	M.Racing - YMR	Norma M 30 - Nissan
	1. Yann EURLACHER	LMP3
	2. Erwin CREED	

1	2	2:58.106	1:37.513	38.439	42.154		2:58.106
2	2	1:49.919	34.817	34.838	40.264	254.7	4:48.025
3	2	1:47.800	34.533	34.034	39.233	255.3	6:35.825
4	2	1:46.258	33.329	33.947	38.982	260.2	8:22.083
5	2	1:46.309	32.852	33.838	39.619	261.5	10:08.392
6	2	1:45.197	32.834	33.311	39.052	263.4	11:53.589
7	2	1:56.770B	35.426	34.940	46.404	264.7	13:50.359
8	2	3:35.594	2:23.102	33.591	38.901		17:25.953
9	2	1:45.098	32.911	33.313	38.874	264.7	19:11.051
10	2	1:44.571	32.596	33.386	38.589	262.1	20:55.622
11	2	1:45.499	33.566	33.231	38.702	265.4	22:41.121
12	2	1:45.096	32.487	33.082	39.527	264.1	24:26.217
13	2	1:52.249	33.034	38.245	40.970	265.4	26:18.466
14	2	1:44.769	32.184	33.211	39.374	265.4	28:03.235
15	2	1:45.572	33.334	33.254	38.984	259.6	29:48.807
16	2	1:44.468	32.712	33.193	38.563	264.7	31:33.275


21	DragonSpeed	Oreca 07 - Gibson
	1. Henrik HEDMAN	LMP2
	2. Nicolas LAPIERRE	
	3. Ben HANLEY	

1	1	2:28.687B	1:02.660	37.727	48.300		2:28.687
2	1	4:55.523	3:44.467	32.950	38.106		7:24.210
3	1	1:39.531	30.859	31.989	36.683	279.1	9:03.741
4	1	1:43.758	30.322	33.931	39.505	282.0	10:47.499
5	1	1:40.873	30.602	33.080	37.191	279.1	12:28.372
6	1	1:39.006	30.496	32.020	36.490	283.5	14:07.378
7	1	1:42.785	30.629	32.396	39.760	286.5	15:50.163
8	1	1:41.658	32.105	32.449	37.104	282.0	17:31.821
9	1	1:43.447	30.312	33.957	39.178	285.0	19:15.268
10	1	1:40.491	30.224	32.227	38.040	282.0	20:55.759
11	1	1:39.335	31.207	31.032	37.096	281.2	22:35.094
12	1	1:42.784	32.206	32.436	38.142	285.7	24:17.878
13	1	1:41.788	31.480	32.074	38.234	283.5	25:59.666
14	1	1:40.074	31.016	32.418	36.640	281.2	27:39.740
15	1	1:37.537	30.379	30.988	36.170	284.2	29:17.277
16	1	1:50.403	32.966	33.676	43.761	286.5	31:07.680

23	Panis Barthez Competition	Ligier JSP217 - Gibson
	1. Fabien BARTHEZ	LMP2
	2. Timothé BURET	
	3. Nathanaël BERTHON	

1	1	1:50.461	38.389	33.858	38.214		1:50.461
2	1	1:38.509	30.921	31.285	36.303	278.4	3:28.970
3	1	1:37.631	30.228	31.114	36.289	280.5	5:06.601
4	1	1:39.376	30.690	31.442	37.244	280.5	6:45.977





EUROPEAN LE MANS SERIES

4 Hours of Portimao

Bronze Driver Collective Test

Sector Analysis

■ Personal Best ■ Session Best ■ Crossing the finish line in pit lane

Lap	D	Time	Sector 1	Sector 2	Sector 3	T. Spd	Elapsed	Lap	D	Time	Sector 1	Sector 2	Sector 3	T. Spd	Elapsed		
5	1	1:40.938	30.892	32.932	37.114	282.7	8:26.915	5	1	1:42.099	30.930	33.063	38.106	287.2	8:34.105		
6	1	1:38.398	30.596	31.641	36.161	280.5	10:05.313	6	1	1:43.265	32.836	33.834	36.595	290.3	10:17.370		
7	1	1:42.148	31.390	31.946	38.812	283.5	11:47.461	7	1	1:39.579	30.978	31.936	36.665	285.7	11:56.949		
8	1	1:38.586	30.858	31.234	36.494	281.2	13:26.047	8	1	1:42.054	32.748	32.561	36.745	286.5	13:39.003		
9	1	1:48.306	B	31.293	32.064	44.949	285.7	15:14.353	9	1	1:49.932	B	32.833	32.513	44.586	288.0	15:28.935
10	1	2:50.690	1:40.091	32.460	38.139		18:05.043	10	1	3:35.225	2:27.045	31.444	36.736		19:04.160		
11	1	1:37.491	30.149	31.112	36.230	283.5	19:42.534	11	1	1:41.940	31.166	33.094	37.680	287.2	20:46.100		
12	1	1:40.173	30.458	31.962	37.753	282.0	21:22.707	12	1	1:43.700	30.850	33.362	39.488	288.0	22:29.800		
13	1	1:40.930	32.227	31.568	37.135	282.7	23:03.637	13	1	1:39.204	30.635	31.933	36.636	287.2	24:09.004		
14	1	1:38.869	30.554	31.391	36.924	281.2	24:42.506	14	1	1:38.679	30.690	31.647	36.342	288.8	25:47.683		
15	1	1:40.457	30.732	31.868	37.857	281.2	26:22.963	15	1	1:39.567	30.520	32.282	36.765	288.0	27:27.250		
16	1	1:44.838	30.790	32.114	41.934	285.7	28:07.801	16	1	1:38.813	30.795	31.719	36.299	285.7	29:06.063		
17	1	1:39.176	30.678	31.794	36.704	282.7	29:46.977	17	1	2:08.233	B	33.871	40.173	54.189	288.8	31:14.296	
18	1	1:39.162	30.681	31.737	36.744	282.0	31:26.139										

28		Idec Sport Racing	Ligier JSP217 - Gibson					
		1. Patrice LAFARGUE	LMP2					
		2. Paul LAFARGUE JR	LMP2					
1	1	1:58.533	43.232	36.391	38.910	1:58.533		
2	1	1:42.941	32.469	32.888	37.584	282.0	3:41.474	
3	1	1:42.952	31.943	33.676	37.333	282.0	5:24.426	
4	1	1:42.953	31.845	33.222	37.886	284.2	7:07.379	
5	1	1:42.788	32.337	33.175	37.276	283.5	8:50.167	
6	1	1:42.844	32.341	32.587	37.916	283.5	10:33.011	
7	1	2:00.729	B	35.519	36.922	48.288	272.7	12:33.740
8	1	2:46.655	1:34.013	35.113	37.529		15:20.395	
9	1	1:43.951	31.649	33.685	38.617	285.7	17:04.346	
10	1	1:42.460	32.079	33.683	36.698	282.7	18:46.806	
11	1	1:41.716	31.676	32.791	37.249	286.5	20:28.522	
12	1	1:39.961	31.332	32.031	36.598	285.7	22:08.483	
13	1	1:56.825	B	34.879	35.638	46.308	285.7	24:05.308
14	1	3:18.039	2:01.389	36.217	40.433		27:23.347	
15	1	1:40.698	31.735	32.136	36.827	284.2	29:04.045	
16	1	1:47.611	32.976	34.734	39.901	285.0	30:51.656	

29		Racing Team Nederland	Dallara P217 - Gibson					
		1. Jan LAMMERS	LMP2					
		2. Frits VAN EERD	LMP2					
1	1	2:42.195	1:22.137	38.544	41.514	2:42.195		
2	1	1:46.589	33.374	34.394	38.821	270.7	4:28.784	
3	1	1:43.051	32.008	33.166	37.877	279.8	6:11.835	
4	1	2:22.603	B	34.273	42.192	1:06.138	285.7	8:34.438
5	1	5:20.988	3:57.144	45.456	38.388		13:55.426	
6	1	1:41.815	31.555	33.063	37.197	282.7	15:37.241	
7	1	1:54.603	B	31.624	33.622	49.357	285.0	17:31.844
8	2	3:51.735	2:01.508	1:04.524	45.703		21:23.579	
9	2	1:44.966	33.209	33.938	37.819	273.4	23:08.545	
10	2	1:46.039	32.926	34.055	39.058	279.1	24:54.584	
11	2	1:43.995	32.508	33.791	37.696	283.5	26:38.579	
12	2	1:44.280	32.612	33.977	37.691	282.7	28:22.859	
13	2	1:43.822	32.227	33.369	38.226	282.7	30:06.681	


47		Cetilar Villorba Corse	Dallara P217 - Gibson				
		1. Roberto LACORTE	LMP2				
		2. Giorgio SERNAGIOTTO	LMP2				
1	1	1:51.063	39.087	33.795	38.181	1:51.063	
2	1	1:41.231	31.360	32.452	37.419	279.8	3:32.294
3	1	1:40.144	31.112	32.258	36.774	281.2	5:12.438
4	1	1:39.568	30.888	31.922	36.758	284.2	6:52.006

49		High Class Racing	Dallara P217 - Gibson					
		1. Dennis ANDERSEN	LMP2					
		2. Anders FJORBACH	LMP2					
1	1	2:06.325	47.748	37.539	41.038	2:06.325		
2	1	1:43.567	32.929	33.259	37.379	274.8	3:49.892	
3	1	1:41.947	31.606	32.510	37.831	285.0	5:31.839	
4	1	1:42.879	31.320	32.886	38.673	287.2	7:14.718	
5	1	1:42.471	31.612	32.988	37.871	288.8	8:57.189	
6	1	1:42.027	31.802	32.856	37.369	289.5	10:39.216	
7	1	1:41.577	31.693	32.763	37.121	290.3	12:20.793	
8	1	1:50.251	B	31.703	32.856	45.692	292.7	14:11.044
9	1	3:38.203	2:27.929	32.953	37.321		17:49.247	
10	1	1:40.834	31.477	32.324	37.033	288.0	19:30.081	
11	1	1:42.814	32.056	33.322	37.436	284.2	21:12.895	
12	1	1:41.610	31.903	32.492	37.215	289.5	22:54.505	
13	1	1:42.528	32.401	33.145	36.982	281.2	24:37.033	
14	1	1:44.612	31.405	34.472	38.735	290.3	26:21.645	
15	1	1:41.763	31.670	32.299	37.794	288.0	28:03.408	
16	1	1:42.216	32.263	32.778	37.175	275.5	29:45.624	
17	1	1:44.927	31.576	34.758	38.593	288.8	31:30.551	

51		Spirit of Race	Ferrari 488 GTE					
		1. Gianluca RODA	LMGTE					
		2. Giorgio RODA JR	LMGTE					
		3. Andrea BERTOLINI	LMGTE					
1	1	2:14.165	54.546	38.610	41.009	2:14.165		
2	1	1:47.035	33.930	34.066	39.039	252.3	4:01.200	
3	1	1:46.304	33.847	33.684	38.773	246.6	5:47.504	
4	1	1:45.945	33.228	33.824	38.893	254.7	7:33.449	
5	1	1:46.704	34.183	33.682	38.839	256.5	9:20.153	
6	1	1:46.291	33.466	33.812	39.013	255.3	11:06.444	
7	1	1:46.043	33.367	33.805	38.871	254.7	12:52.487	
8	1	1:46.584	33.998	33.689	38.897	255.9	14:39.071	
9	1	1:46.222	33.483	33.829	38.910	255.9	16:25.293	
10	1	1:57.626	B	34.861	34.103	48.662	255.9	18:22.919
11	1	3:33.257	2:10.444	38.905	43.908		21:56.176	
12	1	1:46.127	33.319	33.677	39.131	255.3	23:42.303	
13	1	1:45.804	33.398	33.687	38.719	255.9	25:28.107	
14	1	1:45.358	33.043	33.631	38.684	257.8	27:13.465	
15	1	1:45.830	33.156	33.744	38.930	257.8	28:59.295	
16	1	1:57.006	B	32.937	33.888	50.181	256.5	30:56.301

55		Spirit of Race	Ferrari 488 GTE			
		1. Duncan CAMERON	LMGTE			
		2. Matt GRIFFIN	LMGTE			
		3. Aaron SCOTT	LMGTE			
1	1	2:14.730	55.521	38.218	40.991	2:14.730





EUROPEAN LE MANS SERIES

4 Hours of Portimao

Bronze Driver Collective Test

Sector Analysis

■ Personal Best ■ Session Best B Crossing the finish line in pit lane

Lap	D	Time	Sector 1	Sector 2	Sector 3	T. Spd	Elapsed	Lap	D	Time	Sector 1	Sector 2	Sector 3	T. Spd	Elapsed
2	1	1:48.208	34.185	34.420	39.603	255.3	4:02.938	6	1	4:13.236	2:55.661	34.248	43.327		16:10.770
3	1	1:47.994	33.834	34.151	40.009	254.7	5:50.932	7	1	1:58.670	37.038	40.042	41.590	259.0	18:09.440
4	1	1:47.790	33.947	33.897	39.946	255.3	7:38.722	8	1	1:46.871	33.724	34.130	39.017	259.6	19:56.311
5	1	1:55.631 B	33.729	34.194	47.708	257.1	9:34.353	9	1	1:47.525	34.002	34.406	39.117	260.2	21:43.836
6	1	2:57.094	1:42.040	34.281	40.773		12:31.447	10	1	1:47.724	33.482	33.922	40.320	260.2	23:31.560
7	1	1:45.925	33.266	33.656	39.003	255.9	14:17.372	11	1	1:47.263	34.107	34.122	39.034	258.4	25:18.823
8	1	1:46.151	33.409	33.751	38.991	255.9	16:03.523	12	1	1:47.495	33.637	34.113	39.745	259.0	27:06.318
9	1	1:45.860	33.153	33.615	39.092	255.3	17:49.383	13	1	2:25.985 B	33.720	35.025	1:17.240	259.0	29:32.303
10	1	1:45.628	33.114	33.597	38.917	255.9	19:35.011								
11	1	1:46.261	33.220	33.591	39.450	257.8	21:21.272								
12	1	1:47.187	33.875	33.922	39.390	255.9	23:08.459								
13	1	1:47.585	33.946	34.032	39.607	255.9	24:56.044								
14	1	1:46.329	33.273	33.670	39.386	255.3	26:42.373								
15	1	1:46.938	33.279	33.732	39.927	255.9	28:29.311								
16	1	1:47.713	33.187	33.508	41.018	254.1	30:17.024								

66		JMW Motorsport	Ferrari 488 GTE				
		1. Robert SMITH	3. Will STEVENS	LMGTE			
		2. Jody FANNIN					
1	1	3:06.046	1:50.163	35.143	40.740		3:06.046
2	1	1:49.147	34.853	34.202	40.092	250.0	4:55.193
3	1	1:47.422	33.698	34.090	39.634	250.6	6:42.615
4	1	1:49.725	33.736	34.768	41.221	251.7	8:32.340
5	1	1:51.281	35.125	35.996	40.160	252.9	10:23.621
6	1	1:48.786	33.865	34.823	40.098	253.5	12:12.407
7	1	1:56.761 B	35.175	34.856	46.730	252.9	14:09.168
8	1	4:33.607	3:19.229	34.494	39.884		18:42.775
9	1	1:48.379	33.742	34.039	40.598	252.9	20:31.154
10	1	1:48.936	33.872	34.171	40.893	252.3	22:20.090
11	1	1:48.051	33.879	34.340	39.832	252.3	24:08.141
12	1	1:48.074	34.108	34.080	39.886	253.5	25:56.215
13	1	1:56.209 B	34.951	34.848	46.410	252.9	27:52.424

77		Proton Competition	Porsche 911 RSR 991				
		1. Christian RIED	3. Matteo CAIROLI	LMGTE			
		2. Joël CAMATHIAS					
1	1	2:42.144	1:24.589	35.643	41.912		2:42.144
2	1	1:49.607	34.713	34.265	40.629	253.5	4:31.751
3	1	1:48.833	33.895	34.592	40.346	256.5	6:20.584
4	1	1:50.406	34.810	35.266	40.330	256.5	8:10.990
5	1	1:48.957	33.830	34.431	40.696	259.0	9:59.947
6	1	1:49.183	34.292	34.243	40.648	255.3	11:49.130
7	1	1:48.541	33.819	34.320	40.402	257.1	13:37.671
8	1	1:57.284 B	35.791	34.175	47.318	256.5	15:34.955
9	1	6:11.195	4:57.526	34.202	39.467		21:46.150
10	1	1:46.718	33.580	33.820	39.318	258.4	23:32.868
11	1	1:47.499	34.165	33.850	39.484	259.0	25:20.367
12	1	1:47.086	33.492	34.262	39.332	259.0	27:07.453
13	1	1:48.110	33.612	34.549	39.949	260.2	28:55.563
14	1	1:54.567 B	33.900	34.145	46.522	255.9	30:50.130

90		TF Sport	Aston Martin Vantage V8				
		1. Salih YOLUC	3. Nicki THIMM	LMGTE			
		2. Euan HANKEY					
1	1	2:08.280	50.574	35.756	41.950		2:08.280
2	1	1:59.736 B	35.927	35.809	48.000	255.9	4:08.016
3	1	3:57.816	2:38.459	36.880	42.477		8:05.832
4	1	1:51.146	35.288	35.391	40.467	256.5	9:56.978
5	1	2:00.556 B	35.488	35.350	49.718	233.8	11:57.534

