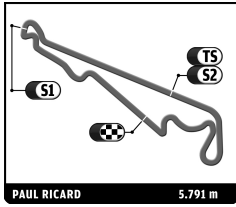


**European Le Mans Series  
4 Hours of Le Castellet  
Bronze Driver Collective Test**

**Sector Analysis**

■ Personal Best ■ Session Best B Crossing the finish line in pit lane

Lap	D	Time	Sector 1	Sector 2	Sector 3	T. Spd	Elapsed	Lap	D	Time	Sector 1	Sector 2	Sector 3	T. Spd	Elapsed
<b>2</b>	<b>United Autosports</b> Ligier JS P3 - Nissan LMP3 1. John FALB 2. Sean RAYHALL							<b>5</b> <b>NEFIS by Speed Factory</b> Ligier JS P3 - Nissan LMP3 1. Timur BOGUSLAVSKIY 3. Daniil PRONENKO 2. Alexey CHUKLIN							
1	1	3:17.198	1:49.384	31.770	56.044	254.1	3:17.198	1	2	2:29.080	1:02.385	30.471	56.224	262.1	2:29.080
2	1	2:09.138	37.454	34.414	57.270	224.1	5:26.336	2	2	1:55.404	33.929	30.556	50.919	263.4	4:24.484
3	1	2:00.728	36.416	30.883	53.429	247.7	7:27.064	3	2	2:02.787	34.161	30.312	58.314	228.3	6:27.271
4	1	1:57.540	34.759	30.210	52.571	267.3	9:24.604	4	2	1:54.069	<b>33.624</b>	30.092	50.353	265.4	8:21.340
5	1	1:54.783	33.972	30.172	<b>50.639</b>	264.7	11:19.387	5	2	1:59.968	33.814	29.778	56.376	270.7	10:21.308
6	1	1:55.893	34.189	30.475	51.229	261.5	13:15.280	6	2	1:57.937	33.885	29.713	54.339	269.3	12:19.245
7	1	2:01.658	39.509	30.507	51.642	266.0	15:16.938	7	2	1:53.946	33.749	29.768	50.429	267.3	14:13.191
8	1	1:55.470	34.257	30.194	51.019	265.4	17:12.408	8	2	2:03.978	<b>B</b> 33.903	29.789	1:00.286	270.0	16:17.169
9	1	1:54.961	33.901	30.158	50.902	266.0	19:07.369	9	2	4:37.656	3:07.202	31.051	59.403	200.4	20:54.825
10	1	2:02.131	37.615	33.165	51.351	264.7	21:09.500	10	2	1:54.566	33.889	29.778	<b>50.899</b>	269.3	22:49.391
11	1	1:58.344	34.282	30.084	53.978	269.3	23:07.844	11	2	<b>1:53.566</b>	34.092	29.540	<b>49.934</b>	272.0	24:42.957
12	1	1:56.267	34.338	30.109	51.820	270.0	25:04.111	12	2	2:00.953	33.690	29.832	57.431	272.0	26:43.910
13	1	<b>1:54.624</b>	33.884	<b>30.008</b>	50.732	267.3	26:58.735	13	2	2:04.658	33.806	<b>29.435</b>	1:01.417	274.1	28:48.568
14	1	1:55.490	34.086	30.186	51.218	266.0	28:54.225	14	2	1:53.952	33.687	29.777	50.488	270.0	30:42.520
15	1	1:54.699	<b>33.771</b>	30.148	50.780	264.1	30:48.924								
<b>3</b>	<b>United Autosports</b> Ligier JS P3 - Nissan LMP3 1. Anthony WELLS 2. Garret GRIST 3. Matthew BELL							<b>6</b> <b>360 Racing</b> Ligier JS P3 - Nissan LMP3 1. Terrence WOODWARD 3. James SWIFT 2. Ross KAISER							
1	1	2:06.678	43.183	31.271	52.224	257.1	2:06.678	1	1	2:46.357	1:19.190	30.918	56.249	260.2	2:46.357
2	1	1:56.350	34.509	30.728	51.113	259.6	4:03.028	2	1	2:01.955	34.673	30.417	56.865	264.1	4:48.312
3	1	1:55.102	33.957	30.545	50.600	262.8	5:58.130	3	1	1:56.148	34.165	30.254	51.729	261.5	6:44.460
4	1	1:58.112	35.620	31.338	51.154	261.5	7:56.242	4	1	2:03.857	34.761	30.430	58.666	262.1	8:48.317
5	1	1:54.904	34.121	30.232	50.551	264.1	9:51.146	5	1	1:54.527	33.727	30.213	50.587	265.4	10:42.844
6	1	1:54.545	33.747	30.127	50.671	264.7	11:45.691	6	1	2:01.442	34.943	31.075	55.424	234.8	12:44.286
7	1	1:55.203	34.469	30.247	50.487	264.1	13:40.894	7	1	3:52.906	<b>B</b> 34.715	38.330	2:39.861	263.4	16:37.192
8	1	<b>1:53.605</b>	<b>33.500</b>	<b>29.882</b>	50.223	267.3	15:34.499	8	3	2:18.072	50.495	30.508	57.069	258.4	18:55.264
9	1	1:54.241	33.823	30.075	50.343	266.7	17:28.740	9	3	1:54.417	33.617	30.158	50.642	264.1	20:49.681
10	1	2:08.842	34.049	30.088	1:04.705	267.3	19:37.582	10	3	1:54.668	33.851	30.156	50.661	264.7	22:44.349
11	1	1:55.130	34.630	30.201	50.299	265.4	21:32.712	11	3	1:54.661	33.637	30.153	50.871	264.1	24:39.010
12	1	1:54.299	34.166	30.028	<b>50.105</b>	267.3	23:27.011	12	3	1:54.227	33.854	<b>30.043</b>	50.330	265.4	26:33.237
13	1	1:55.480	34.613	30.134	50.733	266.0	25:22.491	13	3	<b>1:53.732</b>	<b>33.549</b>	30.068	<b>50.115</b>	266.7	28:26.969
14	1	1:54.440	33.805	29.981	50.654	268.7	27:16.931	14	3	1:54.405	33.617	30.185	50.603	264.7	30:21.374
15	1	2:03.192	34.057	32.265	56.870	257.8	29:20.123								
16	1	1:53.752	33.615	30.020	50.117	264.7	31:13.875								
<b>4</b>	<b>Cool Racing</b> Ligier JS P3 - Nissan LMP3 1. Alexandre COIGNY 2. Iradj ALEXANDER 3. Antonin BORGA							<b>7</b> <b>Ecurie Ecosse/Nielsen</b> Ligier JS P3 - Nissan LMP3 1. Colin NOBLE 2. Alex KAPADIA 3. Christian Stubbe OLSEN							
1	1	2:42.788	1:17.630	30.810	54.348	262.8	2:42.788	1	3	2:10.095	46.335	30.764	52.996	257.8	2:10.095
2	1	1:58.041	35.502	30.761	51.778	263.4	4:40.829	2	3	1:57.238	34.730	30.406	52.102	261.5	4:07.333
3	1	2:25.581	34.483	30.293	1:20.805	264.7	7:06.410	3	3	1:57.318	34.384	31.234	51.700	257.1	6:04.651
4	1	1:57.152	34.736	30.509	51.907	264.1	9:03.562	4	3	1:56.217	34.101	30.401	51.715	261.5	8:00.868
5	1	1:56.614	34.456	30.299	51.859	267.3	11:00.176	5	3	1:55.649	34.246	30.045	51.358	266.7	9:56.517
6	1	1:56.738	34.494	30.440	51.804	264.1	12:56.914	6	3	1:55.367	33.997	30.117	51.253	264.7	11:51.884
7	1	1:57.312	34.935	30.381	51.996	264.7	14:54.226	7	3	2:02.293	<b>B</b> 34.406	30.256	57.631	265.4	13:54.177
8	1	1:56.964	34.638	30.448	51.878	266.0	16:51.190	8	3	6:49.249	5:27.601	30.291	51.357	263.4	20:43.426
9	1	1:56.321	<b>34.171</b>	30.286	51.864	265.4	18:47.511	9	3	1:55.851	34.533	30.318	51.000	265.4	22:39.277
10	1	1:56.684	35.057	30.218	51.409	267.3	20:44.195	10	3	1:55.728	34.083	30.119	51.526	272.7	24:35.005
11	1	1:55.910	34.570	30.070	51.270	270.0	22:40.105	11	3	<b>1:54.634</b>	<b>33.832</b>	30.069	<b>50.733</b>	266.7	26:29.639
12	1	2:10.172	34.403	30.075	1:05.694	268.0	24:50.277	12	3	1:54.938	34.022	<b>29.987</b>	50.929	265.4	28:24.577
13	1	<b>1:55.782</b>	34.473	<b>30.062</b>	<b>51.247</b>	270.0	26:46.059	13	3	1:55.651	34.005	30.195	51.451	264.7	30:20.228
14	1	1:56.507	34.329	30.182	51.996	267.3	28:42.566								
15	1	2:09.320	<b>B</b> 35.199	31.951	1:02.170	264.1	30:51.886								
<b>9</b>	<b>AT Racing</b> Ligier JS P3 - Nissan LMP3 1. Alexander TALKANITSA 2. Alexander TALKA JR 3. Yann CLAIRAY							<b>9</b> <b>AT Racing</b> Ligier JS P3 - Nissan LMP3 1. Alexander TALKANITSA 2. Alexander TALKA JR 3. Yann CLAIRAY							
1	1	2:20.577	55.195	32.274	53.108	261.5	2:20.577	1	1	2:20.577	55.195	32.274	53.108	261.5	2:20.577
2	1	1:59.744	36.353	31.687	51.704	263.4	4:20.321	2	1	1:59.744	36.353	31.687	51.704	263.4	4:20.321
3	1	1:57.314	34.402	30.154	52.758	269.3	6:17.635	3	1	1:57.314	34.402	30.154	52.758	269.3	6:17.635



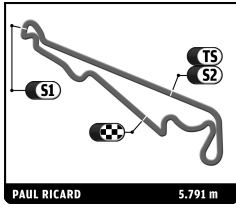
**European Le Mans Series**  
**4 Hours of Le Castellet**  
**Bronze Driver Collective Test**

**Sector Analysis**

■ Personal Best ■ Session Best B Crossing the finish line in pit lane

Lap	D	Time	Sector 1	Sector 2	Sector 3	T. Spd	Elapsed	Lap	D	Time	Sector 1	Sector 2	Sector 3	T. Spd	Elapsed	
4	1	1:57.271	34.789	29.864	52.618	272.0	8:14.906	6	1	1:55.367	33.940	30.165	51.262	270.7	11:42.465	
5	1	1:55.633	33.880	30.108	51.645	270.7	10:10.539	7	1	1:54.918	33.865	30.124	50.929	270.0	13:37.383	
6	1	1:56.043	34.652	29.761	51.630	272.7	12:06.582	8	1	2:09.719 B	34.133	30.746	1:04.840	271.4	15:47.102	
7	1	1:54.700	33.961	29.920	50.819	270.0	14:01.282	9	3	3:38.187	2:11.508	31.119	55.560	270.0	19:25.289	
8	1	3:09.070 B	33.985	30.361	2:04.724	270.0	17:10.352	10	3	1:59.054	35.488	30.581	52.985	271.4	21:24.343	
9	1	2:14.260	51.490	30.299	52.471	269.3	19:24.612	11	3	1:57.509	34.569	30.128	52.812	271.4	23:21.852	
10	1	1:54.624	33.705	30.119	50.800	269.3	21:19.236	12	3	1:57.418	34.447	30.748	52.223	273.4	25:19.270	
11	1	1:54.243	33.830	33.830	29.908	50.505	270.7	23:13.479	13	3	1:56.168	34.186	30.000	51.982	272.0	27:15.438
12	1	1:55.314	33.921	29.828	51.565	272.0	25:08.793	14	3	1:57.043	34.344	29.998	52.701	271.4	29:12.481	
13	1	1:54.125	33.618	30.000	50.507	271.4	27:02.918	15	3	1:56.502	34.463	30.081	51.958	270.0	31:08.983	
14	1	1:54.571	33.998	29.842	50.731	270.7	28:57.489									
15	1	1:54.255	33.599	29.860	50.796	270.0	30:51.744									
<b>10 Oregon Team</b> Norma M 30 - Nissan LMP3 1. Clément MATEU 3. Riccardo PONZIO 2. Andres MENDEZ								<b>13 Inter Europol Competition</b> Ligier JS P3 - Nissan LMP3 1. Jakub SMIECHOWSKI 2. Martin HIPPE								
1	1	2:22.758	54.398	33.515	54.845	250.6	2:22.758	1	2	2:17.578	54.538	30.968	52.072	264.1	2:17.578	
2	1	1:59.670	36.654	30.837	52.179	262.8	4:22.428	2	2	1:56.765	34.255	29.998	52.512	266.7	4:14.343	
3	1	1:57.285	34.839	30.524	51.922	266.0	6:19.713	3	2	1:57.755	36.082	30.383	51.290	266.7	6:12.098	
4	1	1:56.652	34.455	30.423	51.774	264.7	8:16.365	4	2	1:55.218	34.033	30.317	50.868	266.7	8:07.316	
5	1	1:56.622	34.640	30.307	51.675	267.3	10:12.987	5	2	1:54.711	34.071	29.955	50.685	268.0	10:02.027	
6	1	1:56.015	34.299	30.275	51.441	267.3	12:09.002	6	2	2:47.306 B	34.008	30.099	1:43.199	267.3	12:49.333	
7	1	1:55.829	34.241	30.312	51.276	266.7	14:04.831	7	2	2:11.461	49.842	30.267	51.352	267.3	15:00.794	
8	1	1:56.787	34.821	30.252	51.714	268.7	16:01.618	8	2	1:53.593	33.579	29.854	50.160	268.7	16:54.387	
9	1	1:55.634	34.136	30.081	51.417	267.3	17:57.252	9	2	1:53.930	33.753	29.742	50.435	269.3	18:48.317	
10	1	1:55.267	34.064	30.138	51.065	262.8	19:52.519	<b>14 Inter Europol Competition</b> Ligier JS P3 - Nissan LMP3 1. Paul SCHEUSCHNER 3. Henning ENQVIST 2. Luca DEMARCHI								
11	1	2:17.037 B	34.666	36.524	1:05.847	231.3	22:09.556	1	1	24:52.116	...	32.469	53.836	260.2	24:52.116	
12	1	4:14.289	2:48.461	30.778	55.050	262.8	26:23.845	2	1	1:57.767	35.024	30.467	52.276	266.0	26:49.883	
13	1	1:56.288	34.521	30.307	51.460	264.7	28:20.133	<b>15 RLR M Sport</b> Ligier JS P3 - Nissan LMP3 1. John FARANO 3. Robert GAROFALL 2. Job VAN UITERT								
14	1	1:59.409	34.253	30.262	54.894	267.3	30:19.542	1	3	2:23.254	1:00.604	30.500	52.150	262.1	2:23.254	
<b>11 EuroInternational</b> Ligier JS P3 - Nissan LMP3 1. Giorgio MONDINI 2. Kay Van BERLO								2	3	1:57.679	35.638	30.319	51.722	266.0	4:20.933	
1	2	2:39.741	1:14.536	31.436	53.769	255.9	2:39.741	3	3	1:55.441	34.143	29.926	51.372	273.4	6:16.374	
2	2	1:55.772	33.951	30.524	51.297	263.4	4:35.513	4	3	1:55.735	34.520	30.095	51.120	265.4	8:12.109	
3	2	1:54.744	33.586	30.315	50.843	259.6	6:30.257	5	3	1:57.108	34.917	29.806	52.385	273.4	10:09.217	
4	2	1:53.561	33.169	30.231	50.161	261.5	8:23.818	6	3	1:55.410	34.081	30.048	51.281	267.3	12:04.627	
5	2	1:54.699	33.489	30.244	50.966	262.8	10:18.517	7	3	1:55.854	34.486	30.292	51.076	266.0	14:00.481	
6	2	1:53.659	33.467	30.216	49.976	262.8	12:12.176	8	3	1:55.141	33.962	29.901	51.278	268.7	15:55.622	
7	2	1:53.347	33.185	30.101	50.061	264.1	14:05.523	9	3	3:38.418 B	34.051	30.034	2:34.333	268.7	19:34.040	
8	2	1:56.350	35.122	30.091	51.137	267.3	16:01.873	10	3	2:10.341	49.387	30.206	50.748	266.7	21:44.381	
9	2	1:57.657	34.459	32.430	50.768	260.2	17:59.530	11	3	1:54.254	33.712	30.008	50.534	270.0	23:38.635	
10	2	1:53.663	33.271	30.074	50.318	266.7	19:53.193	12	3	1:54.582	33.822	29.953	50.807	270.7	25:33.217	
11	2	1:53.643	33.590	30.241	49.812	264.1	21:46.836	13	3	1:55.791	34.972	30.044	50.775	270.7	27:29.008	
12	2	1:53.423	33.765	30.011	49.647	266.7	23:40.259	14	3	1:54.218	33.760	29.901	50.557	268.0	29:23.226	
13	2	1:53.406	33.561	29.902	49.943	268.7	25:33.665	<b>16 BHK Motorsport</b> Ligier JS P3 - Nissan LMP3 1. Francesco DRACONE 2. Jacopo BARATTO								
14	2	1:58.144	34.980	29.800	53.364	272.0	27:31.809	1	2	8:02.500	6:24.311	33.958	1:04.231	251.2	8:02.500	
15	2	1:52.587	33.199	29.978	49.410	266.0	29:24.396	2	2	2:26.609 B	38.788	33.689	1:14.132	252.9	10:29.109	
16	2	1:53.982	33.142	29.815	51.025	262.1	31:18.378	3	2	3:26.644	1:59.690	32.802	54.152	254.7	13:55.753	
<b>12 EuroInternational</b> Ligier JS P3 - Nissan LMP3 1. Andrea DROMEDARI 3. James DAYSON 2. Maxwell HANRATTY								4	2	2:08.425	39.451	34.098	54.876	258.4	16:04.178	
1	1	2:05.637	42.019	30.892	52.726	262.1	2:05.637	5	2	1:58.150	35.360	30.808	51.982	261.5	18:02.328	
2	1	1:56.275	34.274	30.596	51.405	266.0	4:01.912	6	2	2:04.935	34.798	31.236	58.901	260.2	20:07.263	
3	1	1:54.969	33.805	30.148	51.016	269.3	5:56.881	7	2	1:56.568	34.406	30.845	51.317	261.5	22:03.831	
4	1	1:55.103	34.089	30.183	50.831	268.0	7:51.984	8	2	1:54.991	33.990	30.267	50.734	264.7	23:58.822	
5	1	1:55.114	33.738	30.282	51.094	269.3	9:47.098	9	2	1:57.102	33.934	30.057	53.111	266.0	25:55.924	



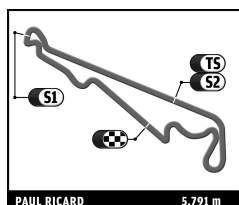


**European Le Mans Series**  
**4 Hours of Le Castellet**  
**Bronze Driver Collective Test**

**Sector Analysis**

■ Personal Best ■ Session Best ■ Crossing the finish line in pit lane

Lap	D	Time	Sector 1	Sector 2	Sector 3	T. Spd	Elapsed	Lap	D	Time	Sector 1	Sector 2	Sector 3	T. Spd	Elapsed
2	2	1:46.230	32.044	27.495	46.691	299.2	5:33.157	6	1	2:16.221	51.793	31.155	53.273	266.0	13:45.472
3	2	1:45.837	31.502	27.092	47.243	299.2	7:18.994	7	1	1:57.695	34.920	30.327	52.448	267.3	15:43.167
4	2	1:45.652	31.636	27.173	46.843	300.0	9:04.646	8	1	1:58.969	35.159	30.392	53.418	266.7	17:42.136
5	2	1:45.859	32.312	27.131	46.416	301.7	10:50.505	9	1	1:57.737	34.609	30.402	52.726	265.4	19:39.873
6	2	1:55.798 B	31.733	27.168	56.897	303.4	12:46.303	10	1	1:57.285	34.668	30.495	52.122	267.3	21:37.158
7	2	4:52.530	3:37.391	27.153	47.986	303.4	17:38.833	11	1	1:57.110	34.554	30.467	52.089	268.7	23:34.268
8	2	1:46.174	31.386	27.066	47.722	299.2	19:25.007	12	1	1:57.842	34.541	30.297	53.004	269.3	25:32.110
9	2	1:45.294	31.357	27.345	46.592	300.8	21:10.301	13	1	2:01.961	37.986	30.653	53.322	268.7	27:34.071
10	2	1:46.806	32.127	27.618	47.061	302.5	22:57.107	14	1	1:58.094	34.782	30.460	52.852	266.0	29:32.165
11	2	1:56.266 B	32.370	28.037	55.859	302.5	24:53.373	15	1	1:58.710	35.103	30.485	53.122	265.4	31:30.875
12	2	2:29.952	1:15.700	27.688	46.564	302.5	27:23.325	<b>66</b> <b>JMW Motorsport</b> Ferrari F488 GTE LMGTE							
13	2	1:49.147	31.477	27.127	50.543	304.2	29:12.472	1.Liam GRIFFIN 3.Miguel MOLINA							
14	2	1:55.274 B	31.314	26.988	56.972	302.5	31:07.746	2.Alex MACDOWALL							
<b>47</b> <b>Cetilar Villorba Corse</b> Dallara P217 - Gibson LMP2								1.1 3:04.193 1:26.336 39.193 58.664 189.5 3:04.193							
1.Roberto LACORTE 3.Andrea BELICCHI								2 1 2:12.681 39.647 37.397 55.637 225.0 5:16.874							
2.Giorgio SERNAGIOTTO								3 1 2:08.698 35.987 33.908 58.803 251.7 7:25.572							
1	1	2:23.628	1:04.691	27.597	51.340	303.4	2:23.628	4	1	2:00.102	35.283	30.717	54.102	265.4	9:25.674
2	1	1:50.522	33.686	27.306	49.530	304.2	4:14.150	5	1	1:58.636	35.171	30.743	52.722	266.7	11:24.310
3	1	1:45.966	31.643	26.914	47.409	307.7	6:00.116	6	1	1:58.404	35.038	30.639	52.727	266.0	13:22.714
4	1	2:01.569	32.070	41.444	48.055	303.4	8:01.685	7	1	1:58.235	34.799	30.853	52.583	268.0	15:20.949
5	1	1:45.948	31.601	26.981	47.366	301.7	9:47.633	8	1	1:59.285	34.822	30.647	53.816	271.4	17:20.234
6	1	1:56.165 B	31.801	27.838	56.526	303.4	11:43.798	9	1	4:10.627 B	36.927	30.867	3:02.833	266.0	21:30.861
7	1	2:46.941	1:32.045	26.869	48.027	309.5	14:30.739	10	1	2:17.460	52.189	31.133	54.138	267.3	23:48.321
8	1	1:46.635	32.213	27.291	47.131	305.1	16:17.374	11	1	1:58.021	34.981	30.502	52.538	268.0	25:46.342
9	1	1:45.496	31.466	26.994	47.036	303.4	18:02.870	12	1	1:58.276	34.957	30.527	52.792	268.0	27:44.618
10	1	1:45.521	31.471	26.942	47.108	305.1	19:48.391	13	1	1:57.323	34.623	30.586	52.114	268.0	29:41.941
11	1	1:45.624	31.408	27.020	47.196	305.9	21:34.015	14	1	1:58.549	34.421	30.792	53.336	266.0	31:40.490
12	1	1:48.000	31.954	26.902	49.144	311.2	23:22.015	<b>77</b> <b>Proton Competition</b> Porsche 911 RSR LMGTE							
13	1	1:57.196	31.404	37.590	48.202	306.8	25:19.211	1.Christian RIED 3.Dennis OLSEN							
14	1	1:45.344	31.378	26.957	47.009	308.6	27:04.555	2.Marvin DIENST							
15	1	1:45.346	31.467	26.853	47.026	305.9	28:49.901	1	1	7:26.093 B	5:54.317	30.874	1:00.902	264.1	7:26.093
16	1	1:45.592	31.657	26.917	47.018	307.7	30:35.493	2	1	5:03.983	3:39.678	30.757	53.548	264.1	12:30.076
<b>54</b> <b>Spirit Of Race</b> Ferrari F488 GTE LMGTE								3	1	1:57.787	34.602	30.690	52.495	264.7	14:27.863
1.Thomas FLOHR								4	1	1:59.874	34.953	32.503	52.418	267.3	16:27.737
2.Francesco CASTELLACCI								5	1	1:58.493	34.857	30.615	53.021	253.5	18:26.230
1	1	3:21.259	1:53.356	32.722	55.181	260.9	3:21.259	6	1	1:58.416	34.959	30.490	52.967	267.3	20:24.646
2	1	1:58.838	34.921	31.120	52.797	265.4	5:20.097	7	1	1:59.211	34.861	30.661	53.689	267.3	22:23.857
3	1	1:58.574	34.599	30.833	53.142	266.7	7:18.671	8	1	1:57.287	34.258	30.414	52.615	268.7	24:21.144
4	1	2:00.534	34.760	31.070	54.704	266.7	9:19.205	9	1	1:58.586	34.815	30.543	53.228	267.3	26:19.730
5	1	1:58.770	34.642	30.932	53.196	265.4	11:17.975	10	1	1:58.841	34.377	30.605	53.859	268.0	28:18.571
6	1	1:59.699	34.941	31.298	53.460	251.2	13:17.674	11	1	1:57.454	34.364	30.583	52.507	266.7	30:16.025
7	1	2:00.411	34.654	30.750	55.007	266.0	15:18.085	<b>80</b> <b>EbiMotors</b> Porsche 911 RSR LMGTE							
8	1	4:19.597 B	35.725	31.115	3:12.757	267.3	19:37.682	1.Fabio BABINI 3.Raymond NARAC							
9	1	2:18.811	52.326	32.622	53.863	266.0	21:56.493	2.Riccardo PERA							
10	1	1:57.844	34.435	30.769	52.640	267.3	23:54.337	1	3	4:14.169	2:48.585	31.774	53.810	260.9	4:14.169
11	1	1:58.186	34.614	30.791	52.781	267.3	25:52.523	2	3	1:59.833	37.002	30.671	52.160	267.3	6:14.002
12	1	2:01.147	34.518	30.689	55.940	266.7	27:53.670	3	3	1:57.667	34.669	30.633	52.365	264.1	8:11.669
13	1	1:59.382	35.006	31.209	53.167	266.0	29:53.052	4	3	1:58.433	34.534	30.715	53.184	266.0	10:10.102
<b>55</b> <b>Spirit Of Race</b> Ferrari F488 GTE LMGTE								5	3	2:09.589 B	34.448	30.402	1:04.739	266.7	12:19.691
1.Duncan CAMERON 3.Aaron SCOTT								6	3	4:25.223	3:01.831	30.781	52.611	265.4	16:44.914
2.Matthew GRIFFIN								7	3	1:57.218	34.323	30.566	52.329	265.4	18:42.132
1	1	2:12.710	48.206	31.387	53.117	262.1	2:12.710	8	3	1:57.767	34.497	30.854	52.416	263.4	20:39.899
2	1	2:02.754	36.370	31.650	54.734	265.4	4:15.464	9	3	1:58.579	35.867	30.610	52.102	266.0	22:38.478
3	1	2:00.558	37.056	30.626	52.876	267.3	6:16.022	10	3	1:57.540	34.392	30.543	52.605	268.7	24:36.018
4	1	2:00.011	35.442	30.563	54.006	265.4	8:16.033	11	3	2:03.322	37.192	32.909	53.221	266.0	26:39.340
5	1	3:13.218 B	36.139	31.090	2:05.989	266.7	11:29.251	12	3	2:17.197 B	35.136	30.870	1:11.191	265.4	28:56.537



**European Le Mans Series**  
**4 Hours of Le Castellet**  
**Bronze Driver Collective Test**

**Sector Analysis**

■ Personal Best ■ Session Best B Crossing the finish line in pit lane

Lap	D	Time	Sector 1	Sector 2	Sector 3	T. Spd	Elapsed	Lap	D	Time	Sector 1	Sector 2	Sector 3	T. Spd	Elapsed
<b>83</b>	<b>Krohn Racing</b>		1.Tracy KROHN 2.Niclas JÖNSSON			3.Andrea BERTOLINI		Ferrari F488 GTE LMGTE							
1	1	2:35.404	1:02.891	36.769	55.744	259.0	2:35.404								
2	1	2:02.233	36.225	31.552	54.456	261.5	4:37.637								
3	1	2:01.308	35.104	31.081	55.123	262.8	6:38.945								
4	1	2:00.409	35.682	30.995	53.732	262.1	8:39.354								
5	1	1:58.664	35.122	<b>30.643</b>	52.899	264.7	10:38.018								
6	1	<b>1:58.592</b>	<b>34.606</b>	31.024	52.962	263.4	12:36.610								
7	1	4:09.657 <b>B</b>	35.303	30.834	3:03.520	264.7	16:46.267								
8	1	2:20.126	55.975	31.118	53.033	262.8	19:06.393								
9	1	1:59.344	35.300	31.089	52.955	264.1	21:05.737								
10	1	1:59.212	35.690	30.804	<b>52.718</b>	266.0	23:04.949								
11	1	3:18.581 <b>B</b>	34.910	30.726	2:12.945	266.7	26:23.530								
12	1	2:17.018	52.242	30.743	54.033	267.3	28:40.548								
13	1	1:58.632	34.822	30.882	52.928	262.8	30:39.180								
<b>86</b>	<b>Gulf Racing</b>		1.Michael WAINWRIGHT 2.Alexander DAVISON			3.Benjamin BARKER		Porsche 911 RSR LMGTE							
1	1	2:42.600	1:12.613	33.323	56.664	257.8	2:42.600								
2	1	2:02.472	37.168	31.498	53.806	263.4	4:45.072								
3	1	1:59.013	35.438	30.841	52.734	264.1	6:44.085								
4	1	1:57.578	34.791	30.619	52.168	266.7	8:41.663								
5	1	<b>1:57.230</b>	34.568	30.633	52.029	267.3	10:38.893								
6	1	1:58.771	35.536	30.737	52.498	266.7	12:37.664								
7	1	4:38.026 <b>B</b>	34.893	<b>30.617</b>	3:32.516	269.3	17:15.690								
8	1	2:15.482	51.902	30.929	52.651	263.4	19:31.172								
9	1	1:57.457	<b>34.502</b>	30.871	52.084	264.7	21:28.629								
10	1	1:57.431	34.952	30.701	<b>51.778</b>	268.0	23:26.060								
11	1	1:58.608	34.952	30.794	52.862	266.7	25:24.668								
12	1	1:58.545	35.165	30.771	52.609	266.7	27:23.213								
13	1	1:58.158	34.767	30.761	52.630	265.4	29:21.371								
14	1	1:59.226	35.091	30.996	53.139	250.6	31:20.597								
<b>88</b>	<b>Proton Competition</b>		1.Gianluca RODA 2.Giorgio RODA JR			3.Matteo CAIROLI		Porsche 911 RSR LMGTE							
1	1	2:44.917	1:15.024	31.706	58.187	266.0	2:44.917								
2	1	1:58.361	35.291	30.878	52.192	268.0	4:43.278								
3	1	1:57.126	34.586	30.466	52.074	267.3	6:40.404								
4	1	1:57.472	34.800	<b>30.416</b>	52.256	268.0	8:37.876								
5	1	1:57.203	34.384	30.610	52.209	266.0	10:35.079								
6	1	1:57.025	34.401	30.701	<b>51.923</b>	266.0	12:32.104								
7	1	<b>1:56.991</b>	<b>34.050</b>	30.565	52.376	266.7	14:29.095								
8	1	1:57.840	34.388	30.905	52.547	268.0	16:26.935								
9	1	1:58.654	35.299	30.790	52.565	268.0	18:25.589								
10	1	1:58.758	34.775	31.051	52.932	266.0	20:24.347								
11	1	1:58.092	34.791	30.807	52.494	266.7	22:22.439								
12	1	1:58.341	34.563	30.864	52.914	267.3	24:20.780								
13	1	1:57.944	34.623	30.689	52.632	268.7	26:18.724								
14	1	1:58.455	34.762	30.703	52.990	268.0	28:17.179								
15	1	1:58.638	34.823	30.981	52.834	266.7	30:15.817								