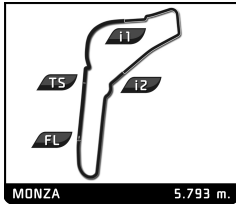


European Le Mans Series
4 Hours of Monza
Bronze Driver Collective Test

Sector Analysis

Personal Best Session Best B Crossing the finish line in pit lane

Lap	D	Time	Sector 1	Sector 2	Sector 3	T. Spd	Elapsed	Lap	D	Time	Sector 1	Sector 2	Sector 3	T. Spd	Elapsed	
2	United Autosports Ligier JS P3 - Nissan															
		1. John FALB					LMP3									
		2. Sean RAYHALL														
1	1	2:56.820	1:40.416	38.728	37.676	206.9	2:56.820	6	2	1:55.753 B	34.500	36.913	44.340	274.1	12:33.217	
2	1	1:50.082	35.336	37.510	37.236	266.0	4:46.902	7	2	2:51.497	1:37.341	37.223	36.933	210.5	15:24.714	
3	1	1:49.417	35.268	36.985	37.164	269.3	6:36.319	8	2	1:48.764	34.998	36.760	37.006	272.0	17:13.478	
4	1	1:49.002	34.817	37.233	36.952	270.7	8:25.321	9	2	1:48.282	34.837	36.615	36.830	272.0	19:01.760	
5	1	1:48.112	34.666	36.637	36.809	271.4	10:13.433	10	2	1:48.671	34.746	37.084	36.841	271.4	20:50.431	
6	1	1:50.473	34.712	37.441	38.320	272.7	12:03.906	11	2	1:48.621	34.725	37.076	36.820	271.4	22:39.052	
7	1	1:49.969	35.085	37.913	36.971	267.3	13:53.875	12	2	1:49.348	34.910	36.916	37.522	272.7	24:28.400	
8	1	1:48.704	35.065	36.779	36.860	268.0	15:42.579	13	2	1:50.074	35.647	37.423	37.004	243.2	26:18.474	
9	1	1:55.369 B	34.893	36.988	43.488	270.0	17:37.948	14	2	1:48.692	34.806	37.025	36.861	270.7	28:07.166	
10	1	5:57.031	4:42.713	37.214	37.104	210.1	23:34.979	15	2	1:48.608	34.839	36.938	36.831	268.0	29:55.774	
11	1	1:48.574	34.734	36.611	37.229	272.7	25:23.553	16	2	1:48.345	35.043	36.657	36.645	268.0	31:44.119	
12	1	1:48.744	34.772	36.769	37.203	271.4	27:12.297									
13	1	1:52.428	35.113	38.058	39.257	268.7	29:04.725									
14	1	1:58.183 B	34.881	39.567	43.735	264.7	31:02.908									
3	United Autosports Ligier JS P3 - Nissan															
		1. Anthony WELLS					3. Matthew BELL					LMP3				
		2. Garret GRIST														
1	1	2:54.124	1:29.799	39.587	44.738	186.9	2:54.124	1	1	2:39.133 B	1:10.076	41.794	47.263	176.5	2:39.133	
2	1	1:50.013	35.588	37.289	37.136	267.3	4:44.137	2	1	4:09.199	2:53.742	37.695	37.762	208.1	6:48.332	
3	1	1:49.364	35.122	37.264	36.978	270.7	6:33.501	3	1	1:49.872	35.187	37.539	37.146	263.4	8:38.204	
4	1	1:49.052	34.783	37.267	37.002	272.0	8:22.553	4	1	1:49.084	35.012	37.007	37.065	266.0	10:27.288	
5	1	1:48.968	35.031	36.877	37.060	272.7	10:11.521	5	1	1:48.527	34.727	36.670	37.130	268.0	12:15.815	
6	1	1:48.902	34.751	37.107	37.044	274.1	12:00.423	6	1	1:48.635	35.122	36.724	36.789	270.0	14:04.450	
7	1	1:48.751	35.069	36.926	36.756	272.7	13:49.174	7	1	1:48.321	34.923	36.823	36.575	270.0	15:52.771	
8	1	1:59.927 B	34.750	38.051	47.126	272.7	15:49.101	8	1	1:48.129	34.893	36.625	36.611	267.3	17:40.900	
9	1	4:19.588	3:01.739	37.375	40.474	198.5	20:08.689	9	1	1:49.885	35.690	36.818	37.377	264.1	19:30.785	
10	1	1:51.097	34.947	37.514	38.636	270.7	21:59.786	10	1	1:52.316	35.861	39.387	37.068	259.0	21:23.101	
11	1	1:48.696	34.954	36.952	36.790	270.0	23:48.482	11	1	1:48.528	34.990	36.653	36.885	266.7	23:11.629	
12	1	1:48.561	34.873	36.873	36.815	270.0	25:37.043	12	1	1:48.282	34.935	36.702	36.645	268.0	24:59.911	
13	1	1:48.975	34.915	36.784	37.276	271.4	27:26.018	13	1	1:48.872	34.945	36.672	37.255	267.3	26:48.783	
14	1	1:48.558	35.026	36.783	36.749	267.3	29:14.576	14	1	1:48.909	34.962	36.886	37.061	262.1	28:37.692	
15	1	1:48.022	34.880	36.677	36.465	268.7	31:02.598	15	1	1:48.186	34.792	36.416	36.978	263.4	30:25.878	
4	Cool Racing Ligier JS P3 - Nissan															
		1. Alexandre COIGNY					3. Antonin BORGA					LMP3				
		2. Iradj ALEXANDER														
1	1	2:44.243	1:23.479	39.820	40.944	197.8	2:44.243	1	3	3:20.172	1:51.428	44.829	43.915	126.8	3:20.172	
2	1	1:52.656	35.524	38.833	38.299	266.0	4:36.899	2	3	2:01.490	39.486	41.765	40.239	200.7	5:21.662	
3	1	1:52.087	35.445	38.449	38.193	268.0	6:28.986	3	3	1:55.676	37.579	39.260	38.837	194.2	7:17.338	
4	1	1:51.787	35.327	38.493	37.967	269.3	8:20.773	4	3	1:54.407	36.540	38.366	39.501	215.1	9:11.745	
5	1	1:50.565	35.224	37.897	37.444	269.3	10:11.338	5	3	1:51.336	35.556	37.994	37.786	244.3	11:03.081	
6	1	1:52.150	35.386	38.807	37.957	269.3	12:03.488	6	3	1:49.830	35.271	37.558	37.001	267.3	12:52.911	
7	1	1:51.425	35.200	38.132	38.093	270.0	13:54.913	7	3	1:50.248	35.050	37.803	37.395	272.0	14:43.159	
8	1	1:50.614	35.063	37.923	37.628	270.0	15:45.527	8	3	1:56.482	37.270	40.689	38.523	188.2	16:39.641	
9	1	1:50.624	35.485	37.628	37.511	269.3	17:36.151	9	3	1:48.835	34.967	37.070	36.798	272.0	18:28.476	
10	1	2:23.234 B	37.951	46.106	59.177	270.7	19:59.385	10	3	1:49.269	34.800	37.376	37.093	271.4	20:17.745	
11	3	1:48.409	34.624	37.118	36.667	272.7	22:06.154	11	3	1:48.409	34.624	37.118	36.667	272.7	22:06.154	
12	3	1:51.097	37.234	36.961	36.902	272.0	23:57.251	12	3	1:51.097	37.234	36.961	36.902	272.0	23:57.251	
13	3	1:48.490	34.980	37.047	36.463	270.7	25:45.741	13	3	1:48.490	34.980	37.047	36.463	270.7	25:45.741	
14	3	1:50.480	35.197	36.886	38.397	270.0	27:36.221	14	3	1:50.480	35.197	36.886	38.397	270.0	27:36.221	
15	3	1:48.792	35.056	37.147	36.589	269.3	29:25.013	15	3	1:48.792	35.056	37.147	36.589	269.3	29:25.013	
16	3	1:50.020	35.279	37.697	37.044	251.7	31:15.033	16	3	1:50.020	35.279	37.697	37.044	251.7	31:15.033	
5	NEFIS by Speed Factory Ligier JS P3 - Nissan															
		1. Timur BOGUSLAVSKIY					3. Daniil PRONENKO					LMP3				
		2. Alexey CHUKLIN														
1	2	3:15.433	1:56.566	40.462	38.405	187.5	3:15.433	1	1	3:00.673	1:43.758	38.285	38.630	198.9	3:00.673	
2	2	1:48.411	34.783	37.028	36.600	268.7	5:03.844	2	1	1:50.507	35.324	37.848	37.335	268.7	4:51.180	
3	2	1:48.106	34.985	36.725	36.396	272.0	6:51.950	3	1	1:50.137	35.167	37.607	37.363	270.7	6:41.317	
4	2	1:47.525	34.667	36.491	36.367	274.8	8:39.475	4	1	1:49.341	35.142	37.171	37.028	271.4	8:30.658	
5	2	1:57.989	34.525	37.409	46.055	275.5	10:37.464	5	1	1:50.443	35.030	37.881	37.532	272.0	10:21.101	
9	AT Racing Ligier JS P3 - Nissan															
		1. Alexander TALKANITSA					3. Mikkel JENSEN					LMP3				
		2. Alexander TALKA JR														
1	1	3:00.673	1:43.758	38.285	38.630	198.9	3:00.673	1	1	3:00.673	1:43.758	38.285	38.630	198.9	3:00.673	
2	1	1:50.507	35.324	37.848	37.335	268.7	4:51.180	2	1	1:50.507	35.324	37.848	37.335	268.7	4:51.180	
3	1	1:50.137	35.167	37.607	37.363	270.7	6:41.317	3	1	1:50.137	35.167	37.607	37.363	270.7	6:41.317	
4	1	1:49.341	35.142	37.171	37.028	271.4	8:30.658	4	1	1:49.341	35.142	37.171	37.028	271.4	8:30.658	
5	1	1:50.443	35.030	37.881	37.532	272.0	10:21.101	5	1	1:50.443	35.030	37.881	37.532	272.0	10:21.101	

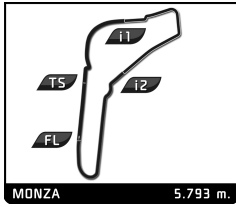


European Le Mans Series
4 Hours of Monza
Bronze Driver Collective Test

Sector Analysis

■ Personal Best ■ Session Best ■ Crossing the finish line in pit lane

Lap	D	Time	Sector 1	Sector 2	Sector 3	T. Spd	Elapsed	Lap	D	Time	Sector 1	Sector 2	Sector 3	T. Spd	Elapsed
6	1	1:48.960	35.008	36.941	37.011	272.0	12:10.061	5	3	1:54.123	35.853	39.029	39.241	269.3	11:16.725
7	1	1:49.011	34.843	37.072	37.096	272.7	13:59.072	6	3	1:53.552	35.748	38.748	39.056	271.4	13:10.277
8	1	1:49.888	35.387	37.461	37.040	272.0	15:48.960	7	3	1:53.119	35.455	38.168	39.496	269.3	15:03.396
9	1	1:49.170	34.688	37.347	37.135	272.0	17:38.130	8	3	1:53.650	35.348	38.305	39.997	269.3	16:57.046
10	1	1:57.475 B	35.035	37.313	45.127	272.0	19:35.605	9	3	2:44.729	1:22.224	41.096	41.409	268.7	19:41.775
11	1	3:01.403	1:45.442	38.181	37.780	201.1	22:37.008	10	3	2:06.583 B	36.544	40.150	49.889	260.9	21:48.358
12	1	1:51.217	35.995	37.579	37.643	265.4	24:28.225	13 Inter Europol Competition Ligier JS P3 - Nissan LMP3 1. Jakub SMIECHOWSKI 2. Martin HIPPE							
13	1	1:51.794	35.724	38.575	37.495	254.1	26:20.019								
14	1	1:50.945	35.412	37.853	37.680	268.0	28:10.964	1	2	2:07.657	49.987	38.675	38.995	187.8	2:07.657
15	1	1:50.131	35.326	37.475	37.330	267.3	30:01.095	2	2	1:51.043	35.564	38.428	37.051	258.4	3:58.700
10 Oregon Team Norma M 30 - Nissan LMP3 1. Clément MATEU 3. Riccardo PONZIO 2. Andres MENDEZ								3	2	1:49.856	34.953	38.203	36.700	272.7	5:48.556
1	1	2:11.664	54.297	38.959	38.408	164.9	2:11.664	4	2	1:48.662	34.974	36.959	36.729	270.7	7:37.218
2	1	1:51.118	35.485	37.973	37.660	253.5	4:02.782	5	2	1:49.027	35.073	37.014	36.940	270.7	9:26.245
3	1	1:51.211	35.708	37.774	37.729	268.7	5:53.993	6	2	1:49.759	34.879	36.905	37.975	272.0	11:16.004
4	1	1:50.825	35.659	37.387	37.779	266.0	7:44.818	7	2	1:56.110 B	35.314	36.945	43.851	268.7	13:12.114
5	1	1:51.110	35.668	37.113	38.329	259.6	9:35.928	8	2	4:32.759	3:18.644	37.126	36.989	199.6	17:44.873
6	1	1:49.970	35.236	37.314	37.420	263.4	11:25.898	9	2	1:49.675	35.652	37.209	36.814	257.1	19:34.548
7	1	1:49.447	35.139	37.068	37.240	269.3	13:15.345	10	2	1:53.108	35.312	40.657	37.139	269.3	21:27.656
8	1	1:49.254	35.253	36.841	37.160	265.4	15:04.599	11	2	1:48.787	35.136	36.710	36.941	268.7	23:16.443
9	1	2:03.268	35.047	37.609	50.612	273.4	17:07.867	12	2	1:49.516	35.002	36.573	37.941	268.7	25:05.959
10	1	1:49.696	35.407	36.902	37.387	266.0	18:57.563	13	2	1:49.488	35.872	36.773	36.843	256.5	26:55.447
11	1	1:49.883	35.147	37.402	37.334	270.0	20:47.446	14	2	1:48.670	35.330	36.588	36.752	264.7	28:44.117
12	1	1:49.832	35.159	37.468	37.205	272.0	22:37.278	15	2	1:48.519	35.244	36.542	36.733	266.0	30:32.636
13	1	1:48.623	34.777	36.894	36.952	271.4	24:25.901	14 Inter Europol Competition Ligier JS P3 - Nissan LMP3 1. Paul SCHEUSCHNER 3. Hendrik STILL 2. Luca DEMARCHI							
14	1	1:49.589	35.134	36.977	37.478	272.0	26:15.490								
15	1	1:49.059	35.347	36.754	36.958	270.0	28:04.549	1	1	2:56.593 B	1:26.057	41.501	49.035	203.0	2:56.593
16	1	1:49.189	35.305	36.757	37.127	269.3	29:53.738	2	1	3:59.858	2:43.640	38.149	38.069	206.9	6:56.451
17	1	1:48.948	35.196	36.503	37.249	269.3	31:42.686	3	1	1:50.204	35.158	37.532	37.514	266.0	8:46.655
11 EuroInternational Ligier JS P3 - Nissan LMP3 1. Giorgio MONDINI 2. Kay Van BERLO								4	1	1:49.682	35.088	37.050	37.544	267.3	10:36.337
1	2	2:28.795	1:09.419	41.156	38.220	203.4	2:28.795	5	1	1:49.544	34.702	37.540	37.302	268.7	12:25.881
2	2	1:49.279	35.051	37.268	36.960	269.3	4:18.074	6	1	1:50.165	34.911	37.263	37.991	270.7	14:16.046
3	2	1:54.746	35.447	41.074	38.225	272.7	6:12.820	7	1	1:49.356	34.880	37.235	37.241	270.0	16:05.402
4	2	1:49.386	34.767	36.649	37.970	274.1	8:02.206	8	1	1:55.236 B	34.859	37.050	43.327	268.0	18:00.638
5	2	1:50.650	34.996	37.275	38.379	272.0	9:52.856	9	1	2:59.567	1:42.543	39.113	37.911	211.4	21:00.205
6	2	1:51.123	36.661	37.606	36.856	273.4	11:43.979	10	1	1:52.347	34.833	39.920	37.594	268.7	22:52.552
7	2	1:50.077	35.782	37.248	37.047	273.4	13:34.056	11	1	1:48.933	34.768	37.087	37.078	266.7	24:41.485
8	2	1:48.526	35.103	36.699	36.724	271.4	15:22.582	12	1	1:49.544	34.844	37.155	37.545	266.7	26:31.029
9	2	1:49.104	34.885	37.311	36.908	273.4	17:11.686	13	1	1:49.281	34.985	37.061	37.235	264.7	28:20.310
10	2	1:48.856	35.024	37.158	36.674	272.7	19:00.542	14	1	1:49.438	34.919	37.138	37.381	264.7	30:09.748
11	2	1:55.827 B	34.994	36.874	43.959	272.7	20:56.369	15 RLR MSport Ligier JS P3 - Nissan LMP3 1. John FARANO 3. Rob GAROFALL 2. Job VAN UITERT							
12	2	2:54.015	1:40.146	37.136	36.733	213.0	23:50.384								
13	2	1:48.003	34.767	36.838	36.398	272.0	25:38.387	1	3	2:27.334	1:05.461	38.625	43.248	201.5	2:27.334
14	2	1:50.069	35.184	38.172	36.713	272.0	27:28.456	2	3	1:50.405	35.101	37.763	37.541	268.7	4:17.739
15	2	1:48.891	35.116	36.819	36.956	269.3	29:17.347	3	3	1:50.478	34.868	37.998	37.612	271.4	6:08.217
16	2	1:58.690 B	35.294	37.693	45.703	264.7	31:16.037	4	3	1:50.762	34.967	37.742	38.053	271.4	7:58.979
12 EuroInternational Ligier JS P3 - Nissan LMP3 1. Andrea DROMEDARI 3. Mark KVAMME 2. Maxwell HANRATTY								5	3	1:49.840	34.752	37.565	37.523	272.0	9:48.819
1	3	2:54.028 B	1:18.569	43.942	51.517	162.4	2:54.028	6	3	1:49.364	34.661	37.306	37.397	272.0	11:38.183
2	3	2:40.937	1:20.370	40.983	39.584	154.7	5:34.965	7	3	1:49.119	34.657	37.278	37.184	272.0	13:27.302
3	3	1:54.423	35.567	39.696	39.160	265.4	7:29.388	8	3	1:49.737	34.880	37.420	37.437	271.4	15:17.039
4	3	1:53.214	35.420	38.927	38.867	268.7	9:22.602	9	3	1:49.458	34.897	37.195	37.366	271.4	17:06.497
								10	3	1:49.076	34.834	37.068	37.174	271.4	18:55.573
								11	3	1:49.272	34.787	37.310	37.175	270.0	20:44.845
								12	3	1:50.526	34.801	38.773	36.952	270.0	22:35.371

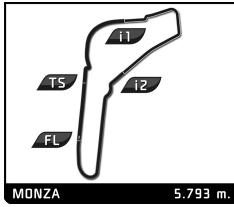


European Le Mans Series
4 Hours of Monza
Bronze Driver Collective Test

Sector Analysis

Personal Best Session Best B Crossing the finish line in pit lane

Lap	D	Time	Sector 1	Sector 2	Sector 3	T. Spd	Elapsed	Lap	D	Time	Sector 1	Sector 2	Sector 3	T. Spd	Elapsed
13	3	1:49.066	34.813	37.128	37.125	270.7	24:24.437	12	1	1:50.749	35.402	38.049	37.298	266.0	25:35.695
14	3	1:49.014	34.773	37.233	37.008	270.0	26:13.451	13	1	1:50.877	35.289	37.684	37.904	264.7	27:26.572
15	3	1:48.938	34.976	37.159	36.803	269.3	28:02.389	14	1	1:50.290	35.451	37.557	37.282	264.1	29:16.862
16	3	1:48.875	34.889	36.975	37.011	267.3	29:51.264	15	1	1:50.172	35.412	37.480	37.280	264.1	31:07.034
17	3	1:48.901	34.895	36.974	37.032	267.3	31:40.165	19 M Racing - YMR Norma M30 - Nissan LMP3 1.Nicolas FERRER 3.Lucas LÉGERET 2.David DROUX							
16 BHK Motorsport Ligier JS P3 - Nissan LMP3 1.Francesco DRACONE 2.Jacopo BARATTO								1 1 2:59.904 1:38.752 41.361 39.791 200.7 2:59.904 2 1 1:53.218 35.732 38.297 39.189 262.1 4:53.122 3 1 1:50.346 35.098 37.699 37.549 272.0 6:43.468 4 1 1:50.474 34.908 37.713 37.853 272.7 8:33.942 5 1 1:50.864 35.236 37.757 37.871 271.4 10:24.806 6 1 1:50.878 35.641 37.460 37.777 268.7 12:15.684 7 1 1:52.659 36.402 38.494 37.763 235.8 14:08.343 8 1 1:50.051 34.912 37.350 37.789 273.4 15:58.394 9 1 1:50.146 34.918 37.430 37.798 272.7 17:48.540 10 1 1:58.347 B 35.333 37.204 45.810 261.5 19:46.887 11 1 3:34.702 2:18.673 38.178 37.851 211.4 23:21.589 12 1 1:50.168 35.168 37.434 37.566 271.4 25:11.757 13 1 1:50.210 35.390 37.266 37.554 268.7 27:01.967 14 1 1:50.117 35.256 37.230 37.631 266.7 28:52.084 15 1 1:50.621 35.482 37.091 38.048 266.0 30:42.705							
17 Ultimate Norma M 30 - Nissan LMP3 1.Matthieu LAHAYE 3.François HERIAU 2.Jean-Baptiste LAHAYE								20 Racing for Poland Ligier JS P3 - Nissan LMP3 1.Henning ENQVIST 3.Alex FONTANA 2.Tomasz BLICHARSKI							
1	2	2:17.242	56.604	39.702	40.936	189.8	2:17.242	1	2	2:31.832	1:08.875	42.623	40.334	197.4	2:31.832
2	3	1:51.307	36.088	37.802	37.417	252.9	4:08.549	2	2	1:57.343	36.628	40.652	40.063	264.7	4:29.175
3	3	1:48.860	35.034	37.103	36.723	273.4	5:57.409	3	2	1:57.836	37.812	40.214	39.810	254.7	6:27.011
4	3	1:49.212	35.236	37.116	36.860	272.7	7:46.621	4	2	2:01.014	41.139	40.649	39.226	271.4	8:28.025
5	3	1:49.033	34.606	37.083	37.344	272.0	9:35.654	5	2	2:06.040 B	37.650	41.524	46.866	270.7	10:34.065
6	3	1:48.258	34.682	36.825	36.751	274.8	11:23.912	6	2	6:16.780	4:55.374	42.078	39.328	182.4	16:50.845
7	3	1:54.604 B	34.665	37.002	42.937	272.0	13:18.516	7	2	1:54.062	35.800	39.393	38.869	266.7	18:44.907
8	3	3:07.203	1:52.139	37.718	37.346	212.6	16:25.719	8	2	4:42.486 B	3:12.661	35.635	54.190	270.0	23:27.393
9	3	1:48.601	34.902	36.968	36.731	274.1	18:14.320	9	2	3:36.536	2:16.458	40.701	39.377	196.0	27:03.929
10	3	1:48.421	34.679	37.085	36.657	274.8	20:02.741	10	2	1:56.600	36.214	40.587	39.799	264.1	29:00.529
11	3	1:50.786	34.857	38.782	37.147	270.7	21:53.527	11	2	1:59.151	37.235	42.007	39.909	263.4	30:59.680
12	3	1:48.797	34.807	37.299	36.691	274.1	23:42.324	21 DragonSpeed Oreca 07 - Gibson LMP2 1.Henrik HEDMAN 3.Nicolas LAPIERRE 2.Ben HANLEY							
13	3	1:48.694	34.689	37.189	36.816	274.8	25:31.018	1	1	1:50.613	40.365	35.707	34.541	208.5	1:50.613
14	3	1:48.838	34.607	37.422	36.809	274.8	27:19.856	2	1	1:39.807	32.029	33.995	33.783	298.3	3:30.420
15	3	1:48.903	34.773	36.760	37.370	272.7	29:08.759	3	1	1:42.247	31.724	36.703	33.820	298.3	5:12.667
16	3	1:49.941	34.784	36.580	38.577	272.0	30:58.700	4	1	1:39.321	31.795	33.865	33.661	295.9	6:51.988
18 M Racing - YMR Ligier JS P3 - Nissan LMP3 1.Laurent MILLARA 2.Natan BIHEL								5 1 1:39.879 31.755 34.421 33.703 303.4 8:31.867 6 1 1:43.965 33.474 35.575 34.916 243.8 10:15.832 7 1 1:42.868 31.936 36.101 34.831 297.5 11:58.700 8 1 1:44.297 32.290 34.244 37.763 282.0 13:42.997 9 1 1:40.116 32.136 34.295 33.685 297.5 15:23.113 10 1 1:39.632 31.824 34.057 33.751 301.7 17:02.745 11 1 1:39.627 31.845 33.997 33.785 301.7 18:42.372 12 1 1:40.002 31.955 33.876 34.171 300.8 20:22.374 13 1 1:44.210 31.974 37.522 34.714 300.8 22:06.584 14 1 1:40.230 31.823 34.412 33.995 304.2 23:46.814 15 1 1:40.829 32.624 34.238 33.967 255.9 25:27.643 16 1 1:44.541 32.646 36.613 35.282 255.9 27:12.184 17 1 1:45.178 33.014 35.457 36.707 242.2 28:57.362							
1	1	3:19.456	1:59.530	39.300	40.626	186.2	3:19.456								
2	1	1:51.953	35.693	38.467	37.793	261.5	5:11.409								
3	1	1:51.005	35.466	38.002	37.537	265.4	7:02.414								
4	1	1:50.939	35.305	37.688	37.946	267.3	8:53.353								
5	1	1:51.388	35.294	38.552	37.542	267.3	10:44.741								
6	1	1:50.523	35.132	37.903	37.488	266.7	12:35.264								
7	1	1:50.899	35.276	38.047	37.576	267.3	14:26.163								
8	1	1:50.353	35.045	37.723	37.585	266.7	16:16.516								
9	1	1:58.519 B	35.283	38.133	45.103	265.4	18:15.035								
10	1	3:38.396	2:17.435	42.684	38.277	210.1	21:53.431								
11	1	1:51.515	35.699	37.896	37.920	255.9	23:44.946								

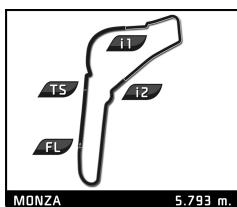


European Le Mans Series
4 Hours of Monza
Bronze Driver Collective Test

Sector Analysis

■ Personal Best ■ Session Best ■ Crossing the finish line in pit lane

Lap	D	Time	Sector 1	Sector 2	Sector 3	T. Spd	Elapsed	Lap	D	Time	Sector 1	Sector 2	Sector 3	T. Spd	Elapsed
25		Algarve Pro Racing				Ligier JSP217 - Gibson LMP2		47		Cetilar Villorba Corse				Dallara P217 - Gibson LMP2	
		1.Mark PATTERSON		3.Tacksung KIM						1.Roberto LACORTE		3.Felipe NASR			
		2.Ate DE JONG								2.Giorgio SERNAGIOTTO					
1	2	2:14.482	57.743	38.434	38.305	202.2	2:14.482	1	1	2:12.620	58.584	37.710	36.326	181.8	2:12.620
2	2	1:43.985	32.435	36.094	35.456	291.9	3:58.467	2	1	1:43.361	32.655	35.659	35.047	294.3	3:55.981
3	2	1:46.784	35.092	36.648	35.044	295.1	5:45.251	3	1	1:41.507	32.331	34.910	34.266	304.2	5:37.488
4	2	1:41.956	32.155	35.099	34.702	297.5	7:27.207	4	1	1:40.304	31.764	34.465	34.075	304.2	7:17.792
5	2	1:42.361	32.295	35.268	34.798	298.3	9:09.568	5	1	1:40.854	31.864	34.101	34.889	303.4	8:58.646
6	2	1:42.045	32.062	35.482	34.501	299.2	10:51.613	6	1	1:41.378	31.820	35.263	34.295	302.5	10:40.024
7	2	1:41.585	31.970	34.870	34.745	295.9	12:33.198	7	1	1:40.333	31.867	34.694	33.772	306.8	12:20.357
8	2	1:50.644	32.349	35.155	43.140	295.9	14:23.842	8	1	1:42.299	32.099	35.759	34.441	304.2	14:02.656
9	3	4:07.651	2:52.627	37.577	37.447	199.3	18:31.493	9	1	1:40.674	31.868	34.761	34.045	300.8	15:43.330
10	3	1:44.422	32.509	36.353	35.560	285.7	20:15.915	10	1	1:41.448	31.934	35.448	34.066	305.1	17:24.778
11	3	1:44.446	32.645	36.418	35.383	284.2	22:00.361	11	1	1:39.826	31.938	34.136	33.752	299.2	19:04.604
12	3	1:43.461	32.460	35.733	35.268	291.1	23:43.822	12	1	2:03.562	36.861	38.472	48.229	204.5	21:08.166
13	3	1:43.296	32.884	35.546	34.866	278.4	25:27.118	13	1	3:00.753	1:46.766	39.285	34.702	222.7	24:08.919
14	3	1:43.808	32.676	35.539	35.593	288.0	27:10.926	14	1	1:41.343	32.259	35.142	33.942	298.3	25:50.262
15	3	1:43.107	32.459	36.008	34.640	284.2	28:54.033	15	1	1:57.600	32.025	37.911	47.664	300.0	27:47.862
16	3	1:42.694	32.769	35.300	34.625	276.9	30:36.727								
27		IDEC Sport				Ligier JSP217 - Gibson LMP2		49		High Class Racing				Dallara P217 - Gibson LMP2	
		1.Patrice LAFARGUE		3.William CAVALHES						1.Dennis ANDERSEN					
		2.Erik MARIS								2.Anders FJORDBACH					
1	3	2:08.847	53.497	38.188	37.162	173.6	2:08.847	1	1	2:17.235	1:02.980	37.847	36.408	205.3	2:17.235
2	3	1:46.720	34.545	35.976	36.199	207.7	3:55.567	2	1	1:43.643	33.176	35.071	35.396	280.5	4:00.878
3	3	1:42.535	33.496	34.893	34.146	288.8	5:38.102	3	1	1:42.665	32.821	35.350	34.494	298.3	5:43.543
4	3	1:41.071	32.349	34.650	34.072	295.1	7:19.173	4	1	1:43.064	32.151	35.019	35.894	303.4	7:26.607
5	3	1:41.983	33.275	34.641	34.067	231.8	9:01.156	5	1	1:41.294	32.357	34.675	34.262	300.0	9:07.901
6	3	1:53.306	34.181	35.131	43.994	218.6	10:54.462	6	1	1:41.512	32.171	34.861	34.480	300.0	10:49.413
7	1	4:06.961	2:53.860	36.739	36.362	213.0	15:01.423	7	1	1:41.557	32.150	35.513	33.894	296.7	12:30.970
8	1	1:44.372	32.875	36.105	35.392	291.9	16:45.795	8	1	1:41.599	32.163	35.016	34.420	301.7	14:12.569
9	1	1:43.876	32.588	35.527	35.761	292.7	18:29.671	9	1	1:41.928	32.375	35.067	34.486	295.9	15:54.497
10	1	1:42.011	33.099	35.014	33.898	295.9	20:11.682	10	1	1:41.925	32.727	34.840	34.358	292.7	17:36.422
11	1	1:51.950	33.302	35.858	42.790	245.5	22:03.632	11	1	1:43.190	32.336	36.261	34.593	303.4	19:19.612
12	2	3:52.774	2:42.691	35.300	34.783	216.0	25:56.406	12	1	1:43.377	32.223	37.163	33.991	297.5	21:02.989
13	2	1:41.707	32.506	34.430	34.771	294.3	27:38.113	13	1	1:43.048	32.141	36.667	34.240	296.7	22:46.037
14	2	1:42.131	32.923	34.645	34.563	270.0	29:20.244	14	1	1:41.981	32.521	34.712	34.748	290.3	24:28.018
15	2	1:43.164	33.247	35.377	34.540	253.5	31:03.408	15	1	1:42.098	32.530	35.301	34.267	292.7	26:10.116
33		TDS Racing				Oreca 07 - Gibson LMP2		55		Spirit of Race				Ferrari F488 GTE LMGT E	
		1.Matthieu VAXIVIÈRE		3.Loïc DUVAL						1.Duncan CAMERON		3.Aaron SCOTT			
		2.François PERRODO								2.Matthew GRIFFIN					
1	2	1:57.347	46.542	35.905	34.900	207.7	1:57.347	1	1	2:22.065	1:01.696	41.305	39.064	202.6	2:22.065
2	2	1:41.453	32.020	34.895	34.538	303.4	3:38.800	2	1	1:52.413	35.520	38.320	38.573	268.0	4:14.478
3	2	1:41.466	31.820	34.687	34.959	305.1	5:20.266	3	1	1:52.305	35.857	38.247	38.201	266.7	6:06.783
4	2	1:41.665	32.055	35.112	34.498	300.0	7:01.931	4	1	1:52.254	35.530	38.275	38.449	268.7	7:59.037
5	2	1:40.329	31.755	34.594	33.980	305.9	8:42.260	5	1	1:58.280	35.816	38.175	44.289	252.9	9:57.317
6	2	1:47.962	31.778	35.385	40.799	305.9	10:30.222	6	1	4:52.419	3:35.253	38.781	38.385	207.3	14:49.736
7	2	4:11.260	3:01.567	34.777	34.916	234.3	14:41.482	7	1	1:50.899	35.060	37.642	38.197	269.3	16:40.635
8	2	1:40.073	31.741	34.338	33.994	305.9	16:21.555	8	1	1:51.309	35.372	37.651	38.286	268.0	18:31.944
9	2	1:40.736	31.863	34.894	33.979	306.8	18:02.291	9	1	1:50.222	35.052	37.338	37.832	269.3	20:22.166
10	2	1:40.340	31.957	34.451	33.932	306.8	19:42.631	10	1	1:53.059	35.438	38.809	38.812	269.3	22:15.225
11	2	1:41.260	31.773	35.524	33.963	305.9	21:23.891	11	1	1:50.541	35.094	37.735	37.712	268.0	24:05.766
12	2	1:40.531	31.715	34.616	34.200	305.1	23:04.422	12	1	1:51.254	35.159	38.504	37.591	268.0	25:57.020
13	2	1:46.288	32.009	34.615	39.664	304.2	24:50.710	13	1	1:49.765	34.961	37.203	37.601	268.7	27:46.785
14	2	2:25.650	1:15.612	35.250	34.788	235.8	27:16.360								
15	2	1:41.363	32.126	35.410	33.827	302.5	28:57.723								



European Le Mans Series
4 Hours of Monza
Bronze Driver Collective Test

Sector Analysis

■ Personal Best ■ Session Best ■ Crossing the finish line in pit lane

Lap	D	Time	Sector 1	Sector 2	Sector 3	T. Spd	Elapsed	Lap	D	Time	Sector 1	Sector 2	Sector 3	T. Spd	Elapsed
14	1	1:50.945	35.193	37.446	38.306	265.4	29:37.730	83	1	3:56.355	2:34.011	42.427	39.917	186.2	3:56.355
15	1	1:56.891 B	35.486	37.621	43.784	264.7	31:34.621								
66	JMW Motorsport		3. Miguel MOLINA		Ferrari F488 GTE		LMGTE	3	1:56.499	36.871	39.648	39.980	262.8	7:53.155	
	1. Liam GRIFFIN							4	1:58.814	36.005	39.228	43.581	260.9	9:51.969	
	2. Alex MACDOWALL							5	1:58.277	37.475	41.726	39.076	267.3	11:50.246	
1	1	2:20.220	56.709	43.006	40.505	153.2	2:20.220	6	1:53.684	35.776	38.568	39.340	267.3	13:43.930	
2	1	1:54.080	35.957	38.841	39.282	262.1	4:14.300	7	2:02.298 B	35.969	39.211	47.118	266.0	15:46.228	
3	1	1:54.576	36.736	38.907	38.933	261.5	6:08.876	8	3:43.974	2:24.187	39.767	40.020	198.2	19:30.202	
4	1	1:53.033	35.567	38.425	39.041	267.3	8:01.909	9	2:00.925	35.950	45.309	39.666	262.8	21:31.127	
5	1	1:53.102	36.118	38.285	38.699	264.7	9:55.011	10	1:53.734	36.007	38.729	38.998	264.1	23:24.861	
6	1	1:53.146	35.601	39.025	38.520	266.0	11:48.157	11	1:52.916	35.702	38.426	38.788	264.7	25:17.777	
7	1	2:02.093 B	35.581	39.131	47.381	266.7	13:50.250	12	1:52.487	35.752	38.251	38.484	264.1	27:10.264	
8	1	5:55.055	4:32.732	43.070	39.253	144.0	19:45.305	13	1:52.729	35.734	38.386	38.609	262.8	29:02.993	
9	1	1:53.507	35.803	38.376	39.328	266.0	21:38.812	14	1:54.663	35.709	39.750	39.204	262.8	30:57.656	
10	1	1:52.493	35.785	38.194	38.514	264.1	23:31.305								
11	1	1:52.411	35.688	38.223	38.500	265.4	25:23.716	88	Proton Competition		3. Gianmaria BRUNI		Porsche 911 RSR		
12	1	1:53.593	36.098	38.941	38.554	263.4	27:17.309		1. Gianluca RODA				LMGTE		
13	1	1:52.225	35.767	38.010	38.448	263.4	29:09.534		2. Giorgio RODA JR						
14	1	1:52.330	35.788	38.185	38.357	264.7	31:01.864	1	3:21.878	2:01.582	38.859	41.437	168.7	3:21.878	
77	Proton Competition		3. Marc LIEB		Porsche 911 RSR		LMGTE	2	1:56.330	36.763	41.356	38.211	243.8	5:18.208	
	1. Christian RIED							3	1:50.308	34.919	37.745	37.644	269.3	7:08.516	
	2. Marvin DIENST							4	1:50.509	34.807	37.932	37.770	270.7	8:59.025	
1	1	2:37.247	1:16.885	40.337	40.025	162.4	2:37.247	5	1:49.988	34.905	37.467	37.616	271.4	10:49.013	
2	1	1:52.110	35.352	38.314	38.444	262.8	4:29.357	6	1:49.840	34.914	37.332	37.594	270.7	12:38.853	
3	1	1:53.367	36.883	38.361	38.123	260.2	6:22.724	7	1:49.948	34.795	37.469	37.684	268.7	14:28.801	
4	1	1:51.231	35.107	38.177	37.947	267.3	8:13.955	8	1:50.186	34.944	37.588	37.654	270.0	16:18.987	
5	1	1:51.002	35.174	37.788	38.040	268.0	10:04.957	9	1:49.970	34.807	37.518	37.645	269.3	18:08.957	
6	1	1:51.111	35.139	38.076	37.896	264.1	11:56.068	10	1:50.187	35.021	37.414	37.752	269.3	19:59.144	
7	1	1:51.131	35.018	38.121	37.992	268.7	13:47.199	11	1:57.240	34.882	43.445	38.913	268.7	21:56.384	
8	1	1:52.137	35.240	38.073	38.824	260.2	15:39.336	12	1:50.391	35.031	37.651	37.709	270.0	23:46.775	
9	1	1:53.674	35.783	39.290	38.601	266.7	17:33.010	13	1:50.008	35.045	37.504	37.459	267.3	25:36.783	
10	1	1:51.609	35.016	38.649	37.944	266.7	19:24.619	14	1:50.500	35.546	43.093	37.861	268.0	27:33.283	
11	1	1:51.439	35.025	38.545	37.869	268.0	21:16.058	15	1:50.197	35.009	37.639	37.549	266.7	29:23.480	
12	1	1:51.030	35.022	38.341	37.667	268.0	23:07.088	16	1:49.824	35.010	37.251	37.563	267.3	31:13.304	
13	1	1:50.715	35.039	37.908	37.768	267.3	24:57.803								
14	1	1:51.617	35.076	37.910	38.631	267.3	26:49.420								
15	1	1:50.849	35.247	37.943	37.659	262.1	28:40.269								
16	1	1:50.868	35.160	37.973	37.735	264.1	30:31.137								
80	Ebimotors		3. Raymond NARAC		Porsche 911 RSR		LMGTE								
	1. Fabio BABINI														
	2. Riccardo PERA														
1	3	3:22.280	2:02.736	39.514	40.030	170.9	3:22.280								
2	3	1:53.234	36.171	38.582	38.481	248.3	5:15.514								
3	3	1:52.122	35.190	38.718	38.214	268.7	7:07.636								
4	3	1:52.523	35.231	38.468	38.824	268.0	9:00.159								
5	3	1:51.817	35.295	38.397	38.125	269.3	10:51.976								
6	3	1:58.539 B	34.998	37.939	45.602	270.0	12:50.515								
7	3	2:49.091	1:32.991	37.969	38.131	209.7	15:39.606								
8	3	1:51.735	35.132	38.624	37.979	270.0	17:31.341								
9	3	1:50.760	35.204	37.722	37.834	266.7	19:22.101								
10	3	1:50.684	34.939	37.916	37.829	266.0	21:12.785								
11	3	1:58.651 B	35.052	38.432	45.167	267.3	23:11.436								
12	3	3:13.351	1:55.779	39.095	38.477	209.7	26:24.787								
13	3	1:51.074	35.341	37.775	37.958	265.4	28:15.861								
14	3	1:50.786	35.221	37.782	37.783	264.1	30:06.647								