

EUROPEAN LE MANS SERIES


4 Hours of SPA-Francorchamps

Bronze Driver Collective Test

Sector Analysis

■ Personal Best ■ Session Best ■ Crossing the finish line in pit lane

Lap	D	Time	Sector 1	Sector 2	Sector 3	T. Spd	Elapsed	Lap	D	Time	Sector 1	Sector 2	Sector 3	T. Spd	Elapsed	
3	United Autosports Ligier JS P3 - Nissan LMP3 1. Anthony WELLS 3. Matthew BELL 2. Garret GRIST							4	3	2:18.000	39.825	1:02.346	35.829	261.7	10:51.005	
	1	1	2:41.357	59.156	1:04.933	37.268	218.9	2:41.357	5	3	2:18.039	39.841	1:02.252	35.946	263.0	13:09.044
	2	1	2:20.556	40.909	1:02.717	36.930	255.0	5:01.913	6	3	2:18.178	39.521	1:02.723	35.934	263.6	15:27.222
	3	1	2:19.174	40.377	1:02.568	36.229	259.9	7:21.087	7	3	2:17.654	39.417	1:02.163	36.074	263.6	17:44.876
	4	1	2:18.910	40.189	1:02.409	36.312	261.7	9:39.997	8	3	2:24.786 B	39.983	1:02.032	42.771	261.1	20:09.662
	5	1	2:17.822	40.012	1:01.872	35.938	261.7	11:57.819	9	3	3:26.130 B	1:39.394	1:03.539	43.197	261.1	23:35.792
	6	1	2:18.179	39.890	1:02.383	35.906	264.9	14:15.998	10	3	6:28.128 B	2:49.443	2:04.607	1:34.078		30:03.920
	7	1	2:17.793	39.764	1:02.021	36.008	263.0	16:33.791								
	8	1	2:17.063	39.665	1:01.677	35.721	263.6	18:50.854								
	9	1	2:29.290 B	39.570	1:06.079	43.641	264.9	21:20.144								
	10	1	5:43.390 B	2:57.778	1:08.650	1:36.962	249.7	27:03.534								
4	Cool Racing Ligier JS P3 - Nissan LMP3 1. Alexandre COIGNY 2. Antonin BORGA															
	1	1	2:43.702	1:02.912	1:03.036	37.754	250.8	2:43.702								
	2	1	2:21.891	40.387	1:03.881	37.623	250.3	5:05.593								
	3	1	2:20.207	40.943	1:02.876	36.388	256.2	7:25.800								
	4	1	2:20.141	40.313	1:03.036	36.792	260.5	9:45.941								
	5	1	2:19.361	40.223	1:02.845	36.293	259.2	12:05.302								
	6	1	2:18.946	40.262	1:02.359	36.325	260.5	14:24.248								
	7	1	2:19.124	40.005	1:02.733	36.386	259.9	16:43.372								
	8	1	2:18.945	39.960	1:02.730	36.255	259.2	19:02.317								
5	NEFIS by Speed Factory Ligier JS P3 - Nissan LMP3 1. Timur BOGUSLAVSKIY 3. Daniil PRONENKO 2. Alexey CHUKLIN															
	1	2	3:52.934	1:58.096	1:09.706	45.132	242.4	3:52.934								
	2	2	2:20.985	41.118	1:03.113	36.754	250.8	6:13.919								
	3	2	2:21.461	40.189	1:03.564	37.708	256.8	8:35.380								
	4	2	2:18.251	40.229	1:01.658	36.364	255.6	10:53.631								
	5	2	2:25.198 B	39.991	1:02.450	42.757	257.4	13:18.829								
	6	2	3:12.271	1:31.434	1:01.997	38.840	253.2	16:31.100								
	7	2	2:16.809	39.978	1:00.874	35.957	256.8	18:47.909								
	8	2	2:16.593	39.853	1:00.773	35.967	257.4	21:04.502								
	9	2	2:22.783	39.610	1:06.355	36.818	258.0	23:27.285								
	10	2	3:15.710 B	39.698	1:02.997	1:33.015	258.0	26:42.995								
6	360 Racing Ligier JS P3 - Nissan LMP3 1. Terrence WOODWARD 2. Ross KAISER															
	1	1	2:42.749	59.785	1:05.512	37.452	236.1	2:42.749								
	2	1	2:21.742	41.069	1:03.513	37.160	251.4	5:04.491								
	3	1	2:20.254	40.959	1:02.614	36.681	249.7	7:24.745								
	4	1	2:20.241	41.095	1:02.734	36.412	256.2	9:44.986								
	5	1	2:26.433 B	40.432	1:02.956	43.045	255.0	12:11.419								
	6	1	8:15.294	6:34.620	1:03.797	36.877	252.6	20:26.713								
	7	1	2:19.745	41.255	1:02.084	36.406	248.5	22:46.458								
	8	1	2:18.019	40.360	1:01.648	36.011	251.4	25:04.477								
	9	1	5:02.525 B	1:22.338	2:06.301	1:33.886		30:07.002								
	7	Ecurie Ecosse/Nielsen Ligier JS P3 - Nissan LMP3 1. Colin NOBLE 3. Christian Stubbe OLSEN 2. Alex KAPADIA														
1		3	3:51.466	2:09.269	1:05.010	37.187	231.5	3:51.466								
2		3	2:21.184	40.899	1:04.243	36.042	257.4	6:12.650								
3		3	2:20.355	40.402	1:04.054	35.899	258.0	8:33.005								
8		DKR Engineering Norma M 30 - Nissan LMP3 1. Christian VAGLIO 2. Marvin KLEIN														
		1	1	5:04.619	3:08.429	1:15.014	41.176	158.9	5:04.619							
		2	1	2:29.740	45.401	1:06.865	37.474	256.2	7:34.359							
		3	1	2:23.170	40.661	1:05.366	37.143	263.0	9:57.529							
		4	1	2:24.755	40.354	1:05.085	39.316	264.3	12:22.284							
		5	1	2:23.856	40.857	1:05.512	37.487	263.0	14:46.140							
		6	1	2:22.300	40.404	1:04.554	37.342	262.4	17:08.440							
	7	1	2:28.358 B	40.343	1:04.695	43.320	260.5	19:36.798								
	8	1	2:58.355	1:12.252	1:08.697	37.406	258.6	22:35.153								
	9	1	3:46.851 B	40.211	1:50.080	1:16.560	263.6	26:22.004								
	9	AT Racing Ligier JS P3 - Nissan LMP3 1. Alexander TALKANITSA 3. Yann CLAIRAY 2. Alexander TALKA JR														
1		1	3:05.915	1:12.065	1:09.393	44.457	237.1	3:05.915								
2		1	2:20.418	40.249	1:03.059	37.110	255.0	5:26.333								
3		1	2:28.863	40.079	1:05.742	43.042	258.0	7:55.196								
4		1	2:19.724	39.802	1:02.803	37.119	260.5	10:14.920								
5		1	2:19.757	39.493	1:03.350	36.914	260.5	12:34.677								
6		1	2:19.831	39.597	1:03.648	36.586	258.6	14:54.508								
7		1	2:29.898 B	40.011	1:03.579	46.308	257.4	17:24.406								
8		1	4:10.895	2:27.528	1:05.524	37.843	252.6	21:35.301								
9		1	2:20.929	40.283	1:03.874	36.772	257.4	23:56.230								
10		1	3:48.436 B	39.999	1:31.667	1:36.770	256.8	27:44.666								
10	Oregon Team Norma M 30 - Nissan LMP3 1. Clément MATEU 3. Riccardo PONZIO 2. Andres MENDEZ															
	1	1	2:48.942	1:04.578	1:06.564	37.800	246.8	2:48.942								
	2	1	2:24.285	41.508	1:05.169	37.608	253.8	5:13.227								
	3	1	2:22.464	40.922	1:04.283	37.259	258.6	7:35.691								
	4	1	2:22.581	40.897	1:04.230	37.454	259.2	9:58.272								
	5	1	2:22.967	41.065	1:04.202	37.700	259.2	12:21.239								
	6	1	2:21.220	40.577	1:03.796	36.847	261.1	14:42.459								
	7	1	2:20.700	40.295	1:03.470	36.935	261.1	17:03.159								
	8	1	2:19.954	40.352	1:03.074	36.528	260.5	19:23.113								
	9	1	2:20.234	40.065	1:03.576	36.593	261.1	21:43.347								
	10	1	2:20.687	40.227	1:03.944	36.516	262.4	24:04.034								
11	1	3:50.809 B	40.230	1:33.467	1:37.112	261.1	27:54.843									
11	EuroInternational Ligier JS P3 - Nissan LMP3 1. Mattia DRUDI 3. Giorgio MONDINI 2. Kay VAN BERLO															
	1	2	2:37.163	55.957	1:03.973	37.233	240.8	2:37.163								
	2	2	2:22.543	40.926	1:04.144	37.473	252.6	4:59.706								
	3	2	2:19.238	41.102	1:01.835	36.301	254.4	7:18.944								
	4	2	2:17.689	40.014	1:01.656	36.019	259.2	9:36.633								
	5	2	2:19.148	39.838	1:02.613	36.697	258.0	11:55.781								
	6	2	2:28.258 B	40.304	1:05.091	42.863	260.5	14:24.039								
	7	2	3:19.805	1:36.539	1:05.948	37.318	250.3	17:43.844								




EUROPEAN LE MANS SERIES
4 Hours of SPA-Francorchamps
Bronze Driver Collective Test

Sector Analysis

■ Personal Best ■ Session Best ■ Crossing the finish line in pit lane

Lap	D	Time	Sector 1	Sector 2	Sector 3	T. Spd	Elapsed	Lap	D	Time	Sector 1	Sector 2	Sector 3	T. Spd	Elapsed	
8	2	2:16.737	39.819	1:01.076	35.842	258.6	20:00.581									
9	2	2:16.351	39.594	1:00.772	35.985	258.0	22:16.932									
10	2	2:18.347	40.105	1:01.747	36.495	256.2	24:35.279									
11	2	4:20.785 B	42.962	2:03.717	1:34.106	128.4	28:56.064									
13		Inter Europol Competition						Ligier JS P3 - Nissan								
		1. Jakub SMIECHOWSKI						LMP3								
		2. Martin HIPPE														
1	2	2:27.954	47.106	1:04.572	36.276	249.1	2:27.954									
2	2	2:27.668	40.721	1:04.638	42.309	259.9	4:55.622									
3	2	2:18.777	39.868	1:02.785	36.124	259.9	7:14.399									
4	2	2:18.132	39.662	1:02.286	36.184	263.0	9:32.531									
5	2	2:18.843	40.045	1:02.466	36.332	262.4	11:51.374									
6	2	2:24.508 B	39.563	1:02.075	42.870	263.6	14:15.882									
7	2	7:07.695	5:27.677	1:03.871	36.147	259.9	21:23.577									
8	2	2:19.851	39.627	1:04.375	35.849	261.7	23:43.428									
9	2	3:32.911 B	39.483	1:18.164	1:35.264	262.4	27:16.339									
14		Inter Europol Competition						Ligier JS P3 - Nissan								
		1. Paul SCHEUSCHNER						LMP3								
		2. Luca DEMARCHI														
		3. Moritz MÜLLER-CREPON														
1	1	3:01.808	1:13.293	1:08.407	40.108	239.2	3:01.808									
2	1	2:23.620	41.241	1:05.104	37.275	250.8	5:25.428									
3	1	2:31.350	41.656	1:06.198	43.496	239.2	7:56.778									
4	1	2:21.094	40.865	1:03.306	36.923	255.0	10:17.872									
5	1	2:20.301	40.327	1:03.261	36.713	256.8	12:38.173									
6	1	2:20.267	40.529	1:02.941	36.797	256.2	14:58.440									
7	1	2:25.586 B	40.254	1:02.834	42.498	256.2	17:24.026									
8	1	4:15.937	2:28.633	1:09.813	37.491	256.2	21:39.963									
9	1	2:21.677	40.359	1:04.749	36.569	255.6	24:01.640									
10	1	3:43.711 B	40.245	1:26.750	1:36.716	254.4	27:45.351									
15		RLR M Sport						Ligier JS P3 - Nissan								
		1. John FARANO						LMP3								
		2. Job VAN UITERT														
		3. Robert GAROFALL														
1	3	2:38.919	58.825	1:03.731	36.363	250.8	2:38.919									
2	3	2:19.708	40.520	1:03.076	36.112	256.8	4:58.627									
3	3	2:18.564	39.864	1:02.694	36.006	255.6	7:17.191									
4	3	2:17.702	39.606	1:02.030	36.066	260.5	9:34.893									
5	3	2:20.628	39.690	1:02.534	38.404	259.2	11:55.521									
6	3	2:25.292 B	40.363	1:01.932	42.997	260.5	14:20.813									
7	3	3:31.322	1:50.905	1:03.477	36.940	253.8	17:52.135									
8	3	2:18.477	40.181	1:02.319	35.977	258.0	20:10.612									
9	3	2:18.973	39.634	1:03.421	35.918	259.9	22:29.585									
10	3	2:18.432	39.792	1:02.827	35.813	258.6	24:48.017									
11	3	4:41.445 B	1:01.596	2:04.849	1:35.000		29:29.462									
16		BHK Motorsport						Ligier JS P3 - Nissan								
		1. Francesco DRACONE						LMP3								
		2. Jacopo BARATTO														
1	2	3:22.470	1:25.401	1:16.449	40.620	195.6	3:22.470									
2	2	2:30.103	43.871	1:08.706	37.526	243.0	5:52.573									
3	2	2:23.908	41.269	1:05.757	36.882	253.2	8:16.481									
4	2	2:21.395	40.441	1:04.498	36.456	257.4	10:37.876									
5	2	2:21.560	40.216	1:04.853	36.491	259.2	12:59.436									
6	2	2:20.547	39.973	1:04.195	36.379	260.5	15:19.983									
7	2	2:29.289 B	40.562	1:05.482	43.245	257.4	17:49.272									
8	2	3:21.257	1:40.586	1:03.930	36.741	255.0	21:10.529									
9	2	2:20.341	39.821	1:04.239	36.281	261.1	23:30.870									
10	2	3:20.172 B	39.704	1:06.837	1:33.631	261.1	26:51.042									
17		Ultimate						Norma M 30 - Nissan								
		1. Matthieu LAHAYE						LMP3								
		2. Jean-Baptiste LAHAYE														
		3. François HERIAU														
1	3	2:26.958	42.962	1:06.290	37.706	234.5	2:26.958									
2	3	2:24.094	41.256	1:04.594	38.244	254.4	4:51.052									
3	3	2:20.771	41.095	1:02.884	36.792	253.8	7:11.823									
4	3	2:20.455	40.366	1:03.372	36.717	260.5	9:32.278									
5	3	2:27.641 B	41.483	1:03.171	42.987	261.7	11:59.919									
6	3	6:35.896	4:48.366	1:11.350	36.180	249.7	18:35.815									
7	3	2:18.266	40.032	1:02.133	36.101	263.6	20:54.081									
8	3	2:18.413	39.985	1:02.486	35.942	263.6	23:12.494									
9	3	2:28.283 B	39.643	1:03.039	45.601	265.6	25:40.777									
18		M. Racing - YMR						Ligier JS P3 - Nissan								
		1. Laurent MILLARA						LMP3								
		2. Natan BIHEL														
1	1	3:01.338	1:15.362	1:06.915	39.061	245.7	3:01.338									
2	1	2:23.007	41.406	1:04.454	37.147	251.4	5:24.345									
3	1	2:24.666	40.872	1:05.955	37.839	255.0	7:49.011									
4	1	2:22.463	41.350	1:04.233	36.880	255.0	10:11.474									
5	1	2:22.134	40.845	1:04.158	37.131	255.6	12:33.608									
6	1	2:31.289 B	40.731	1:04.664	45.894	249.1	15:04.897									
7	1	4:34.324	2:52.208	1:04.435	37.681	253.8	19:39.221									
8	1	2:25.241	40.995	1:07.033	37.213	253.2	22:04.462									
9	1	2:31.676	40.727	1:11.204	39.745	254.4	24:36.138									
10	1	4:31.962 B	46.106	2:07.410	1:38.446		29:08.100									
19		M. Racing - YMR						Norma M 30 - Nissan								
		1. David DROUX						LMP3								
		2. Lucas LÉGERET														
		3. Romano RICCI														
1	3	3:17.190	1:32.408	1:06.945	37.837	246.3	3:17.190									
2	3	2:19.094	40.219	1:02.831	36.044	260.5	5:36.284									
3	3	2:19.863	39.762	1:02.220	37.881	264.3	7:56.147									
4	3	2:29.857 B	39.949	1:02.834	47.074	267.6	10:26.004									
5	3	3:41.292	1:59.283	1:04.394	37.615	261.1	14:07.296									
6	3	2:18.810	39.906	1:02.955	35.949	264.3	16:26.106									
7	3	2:18.911	40.002	1:02.994	35.915	264.3	18:45.017									
8	3	2:17.931	39.767	1:02.391	35.773	264.9	21:02.948									
9	3	2:21.245	39.806	1:05.451	35.988	264.3	23:24.193									
10	3	3:14.406 B	39.697	1:05.836	1:28.873	264.9	26:38.599									
21		Dragonspeed						Oreca 07 - Gibson								
		1. Henrik HEDMAN						LMP2								
		2. Ben HANLEY														
		3. Nicolas LAPIERRE														
1	1	2:36.200	56.915	1:03.377	35.908	250.3	2:36.200									
2	1	2:14.916	37.310	1:00.523	37.083	289.7	4:51.116									
3	1	2:09.747	36.976	58.950	33.821	288.2	7:00.863									
4	1	2:08.923	37.003	58.643	33.277	291.3	9:09.786				</					




EUROPEAN LE MANS SERIES
4 Hours of SPA-Francorchamps
Bronze Driver Collective Test

Sector Analysis

■ Personal Best ■ Session Best ■ Crossing the finish line in pit lane

Lap	D	Time	Sector 1	Sector 2	Sector 3	T. Spd	Elapsed	Lap	D	Time	Sector 1	Sector 2	Sector 3	T. Spd	Elapsed
25		Algarve Pro Racing		3.Tacksung KIM		Ligier JSP217 - Gibson LMP2									
1.		Mark PATTERSON													
2.		Matthew McMURRY													
1	1	2:54.592	1:09.492	1:07.896	37.204	219.4	2:54.592	1	1	2:54.480	1:06.432	1:09.067	38.981	226.2	2:54.480
2	1	2:14.240	38.433	1:01.334	34.473	280.7	5:08.832	2	1	2:26.771	41.387	1:06.361	39.023	254.4	5:21.251
3	1	2:16.397	40.319	1:00.600	35.478	277.8	7:25.229	3	1	2:23.737	41.267	1:05.165	37.305	253.8	7:44.988
4	1	2:14.206	38.177	1:00.595	35.434	287.4	9:39.435	4	1	2:23.073	41.204	1:04.609	37.260	256.8	10:08.061
5	1	2:15.058	37.697	1:01.389	35.972	285.9	11:54.493	5	1	2:22.952	40.864	1:04.898	37.190	255.6	12:31.013
6	1	2:23.731 B	38.999	1:00.676	44.056	227.6	14:18.224	6	1	2:32.632 B	40.711	1:05.059	46.862	256.2	15:03.645
7	3	5:27.871	3:46.161	1:04.937	36.773	262.4	19:46.095	7	1	4:41.047	2:57.365	1:06.020	37.662	254.4	19:44.692
8	3	2:19.874	39.178	1:03.270	37.426	275.7	22:05.969	8	1	2:25.371	41.041	1:06.814	37.516	255.0	22:10.063
9	3	2:16.892	38.813	1:02.888	35.191	272.9	24:22.861	9	1	2:24.985	41.077	1:05.817	38.091	255.6	24:35.048
10	3	4:13.008 B	39.138	2:00.824	1:33.046	275.0	28:35.869	10	1	4:30.276 B	45.926	2:07.578	1:36.772		29:05.324
27		IDEC Sport		3.Aurélien PANIS		Ligier JSP217 - Gibson LMP2									
1.		Patrice LAFARGUE													
2.		Erik MARIS													
1	2	2:47.120	1:07.706	1:03.868	35.546	224.3	2:47.120	1	1	3:43.258	1:38.078	1:23.558	41.622	149.5	3:43.258
2	2	2:13.446	38.166	1:00.035	35.245	282.9	5:00.566	2	1	2:34.973	44.226	1:12.360	38.387	243.0	6:18.231
3	2	2:12.676	37.902	1:00.111	34.663	280.7	7:13.242	3	1	2:22.197	40.451	1:04.930	36.816	258.0	8:40.428
4	2	2:41.769 B	38.574	1:00.057	1:03.138	280.0	9:55.011	4	1	2:21.360	40.044	1:04.252	37.064	260.5	11:01.788
5	1	5:19.598	3:39.549	1:04.539	35.510	236.6	15:14.609	5	1	2:20.392	39.844	1:04.132	36.416	262.4	13:22.180
6	1	2:13.337	38.147	1:00.421	34.769	278.6	17:27.946	6	1	2:27.409 B	39.689	1:04.553	43.167	261.1	15:49.589
7	1	2:14.552	38.158	1:01.694	34.700	278.6	19:42.498	7	1	7:10.945	5:27.873	1:05.923	37.149	259.2	23:00.534
8	1	2:15.156	38.227	1:02.346	34.583	261.1	21:57.654	8	1	2:34.337 B	39.789	1:06.532	48.016	263.0	25:34.871
9	1	2:11.983	37.847	1:00.096	34.040	282.9	24:09.637								
10	1	3:50.953 B	37.606	1:31.909	1:41.438	283.7	28:00.590								
47		Cetilar Villorba Corse		3.Felipe NASR		Dallara P217 - Gibson LMP2									
1.		Roberto LACORTE													
2.		Giorgio SERNAGIOTTO													
1	1	2:18.168	41.672	1:02.835	33.661	264.3	2:18.168	1	3	2:58.536	1:10.093	1:10.397	38.046	189.1	2:58.536
2	1	2:09.826	37.440	59.020	33.366	289.7	4:27.994	2	3	2:24.786	41.243	1:06.405	37.138	256.2	5:23.322
3	1	2:09.133	36.922	58.904	33.307	292.1	6:37.127	3	3	2:25.304	41.218	1:06.320	37.766	259.2	7:48.626
4	1	2:16.805 B	36.752	59.341	40.712	294.5	8:53.932	4	3	2:36.225 B	42.251	1:06.660	47.314	258.6	10:24.851
5	1	3:02.308	1:28.646	59.515	34.147	279.3	11:56.240	5	3	5:31.334	3:46.369	1:07.468	37.497	239.7	15:56.185
6	1	2:09.146	37.017	58.351	33.778	294.5	14:05.386	6	3	2:22.205	40.544	1:04.963	36.698	259.2	18:18.390
7	1	2:06.565	36.266	57.405	32.894	296.1	16:11.951	7	3	2:21.759	40.332	1:04.555	36.872	259.9	20:40.149
8	1	2:07.095	36.188	57.603	33.304	295.3	18:19.046	8	3	2:22.232	40.514	1:04.918	36.800	259.9	23:02.381
9	1	2:34.112 B	36.378	57.878	59.856	296.9	20:53.158	9	3	2:34.118 B	40.236	1:04.545	49.337	261.1	25:36.499
49		High Class Racing				Dallara P217 - Gibson LMP2									
1.		Dennis ANDERSEN													
2.		Anders FJORDBACH													
1	1	2:22.358	44.565	1:03.260	34.533	236.6	2:22.358	1	1	3:39.059	1:47.680	1:11.574	39.805	236.1	3:39.059
2	1	2:13.341	39.245	1:00.401	33.695	286.7	4:35.699	2	1	2:27.432	42.457	1:06.375	38.600	252.0	6:06.491
3	1	2:10.344	37.109	59.501	33.734	296.9	6:46.043	3	1	2:30.737	41.688	1:10.924	38.125	253.8	8:37.228
4	1	2:09.658	36.720	59.218	33.720	298.5	8:55.701	4	1	2:27.632	41.216	1:05.889	40.527	258.0	11:04.860
5	1	2:08.707	36.533	58.508	33.666	301.0	11:04.408	5	1	2:27.768	41.624	1:07.400	38.744	256.8	13:32.628
6	1	2:10.118	36.599	59.741	33.778	301.0	13:14.526	6	1	2:25.311	41.043	1:05.950	38.318	256.8	15:57.939
7	1	2:09.495	36.275	59.452	33.768	301.0	15:24.021	7	1	2:35.256 B	41.072	1:06.695	47.489	256.2	18:33.195
8	1	2:12.179	36.999	1:01.302	33.878	225.8	17:36.200	8	1	4:21.437	2:34.996	1:07.232	39.209	204.5	22:54.632
9	1	2:08.947	36.302	58.426	34.219	301.0	19:45.147	9	1	2:45.531 B	42.226	1:09.729	53.576	249.7	25:40.163
10	1	2:19.531 B	36.386	1:02.475	40.670	297.7	22:04.678								
11	1	4:43.761 B	2:07.285	1:03.227	1:33.249	282.9	26:48.439								
66		JMW Motorsport		3.Miguel MOLINA		Ferrari F488 GTE LMGT E									
1.		Liam GRIFFIN													
2.		Alex MACDOWALL													
1	1	2:56.405	1:09.237	1:09.691	37.477	168.8	2:56.405	1	1	2:56.405	1:09.237	1:09.691	37.477	168.8	2:56.405
2	1	2:24.015	40.750	1:05.418	37.847	259.9	5:20.420	2	1	2:24.015	40.750	1:05.418	37.847	259.9	5:20.420
3	1	2:22.359	40.556	1:05.116	36.687	256.8	7:42.779	3	1	2:22.359	40.556	1:05.116	36.687	256.8	7:42.779
4	1	2:21.549	40.363	1:04.651	36.535	259.2	10:04.328	4	1	2:21.549	40.363	1:04.651	36.535	259.2	10:04.328
5	1	2:28.496 B	40.333	1:04.924	43.239	259.9	12:32.824	5	1	2:28.496 B	40.333	1:04.924	43.239	259.9	12:32.824
6	1	3:06.663	1:24.427	1:05.186	37.050	256.2	15:39.487	6	1	3:06.663	1:24.427	1:05.186	37.050	256.2	15:39.487
7	1	2:19.023	39.869	1:03.222	35.932	260.5	17:58.510	7	1	2:19.023	39.869	1:03.222	35.932	260.5	17:58.510
8	1	2:44.787 B	44.016	1:09.632	51.139	204.8	20:43.297	8	1	2:44.787 B	44.016	1:09.632	51.139	204.8	20:43.297



EUROPEAN LE MANS SERIES
4 Hours of SPA-Francorchamps
Bronze Driver Collective Test

Sector Analysis

■ Personal Best ■ Session Best **B** Crossing the finish line in pit lane

Lap	D	Time	Sector 1	Sector 2	Sector 3	T. Spd	Elapsed	Lap	D	Time	Sector 1	Sector 2	Sector 3	T. Spd	Elapsed
9	1	4:11.106	2:29.068	1:05.397	36.641	256.8	24:54.403								
10	1	4:59.828 B	1:20.201	2:06.145	1:33.482		29:54.231								