

# ELMS Collective Test Day

## Le Castellet 240

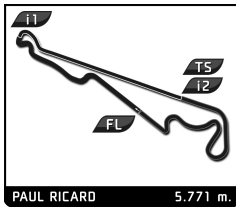
### Morning Test

## Sector Analysis

Lap under Red Flag   Invalidated Lap   Personal Best   Session Best   Crossing the pit lane

Lap	D	Time	Sector 1	Sector 2	Sector 3	T. Spd	Elapsed	Lap	D	Time	Sector 1	Sector 2	Sector 3	T. Spd	Elapsed
<b>2</b>		<b>United Autosports</b>		3. Robert WHELDON		Ligier JS P320 - Nissan LMP3		9	2	14:57.888 <b>B</b>	36.969	33.249	...	233.8	33:32.892
		1. Wayne BOYD						10	2	2:12.544	51.393	29.415	51.736	278.4	35:45.436
		2. Tom GAMBLE						11	2	5:15.081 <b>B</b>	33.695	29.255	4:12.131	282.0	41:00.517
<b>4</b>		<b>DKR Engineering</b>		3. Wolfgang TRILLER		Duqueine M30 D08 - Nissan LMP3		1	2	41:51.875	...	31.508	53.916	277.6	41:51.875
		1. Laurents HERR						2	2	2:03.852 <b>B</b>	34.815	29.553	59.484	282.7	43:55.727
		2. François KIRMANN						3	2	9:21.963	8:00.240	29.791	51.932	283.5	53:17.690
<b>3</b>		<b>United Autosports</b>				Ligier JS P320 - Nissan LMP3		4	2	1:55.168	34.155	29.454	51.559	284.2	55:12.858
		1. Duncan TAPPY						5	2	1:55.107	33.691	29.656	51.760	284.2	57:07.965
		2. Andrew BENTLEY						6	2	1:53.400	33.682	29.195	<b>50.523</b>	283.5	59:01.365
<b>5</b>		<b>Graff</b>		3. Sébastien PAGE		Duqueine M30 D08 - Nissan LMP3		7	2	1:53.598	33.670	<b>29.113</b>	50.815	285.0	1:00:54.963
		1. Eric TROUILLET						8	2	<b>1:52.971</b>	<b>33.238</b>	29.151	50.582	287.2	1:02:47.934
		2. Luis SANJUAN						9	2	1:53.330	33.515	29.204	50.611	283.5	1:04:41.264





**ELMS Collective Test Day**  
Le Castellet 240  
Morning Test

Sector Analysis

Lap under Red Flag Invalidated Lap Personal Best Session Best B Crossing the pit lane

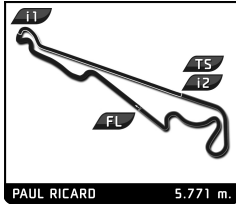
Lap	D	Time	Sector 1	Sector 2	Sector 3	T. Spd	Elapsed	Lap	D	Time	Sector 1	Sector 2	Sector 3	T. Spd	Elapsed
6	3	1:54.643	34.184	29.468	50.991	276.9	12:23.016	12	2	1:51.393	33.110	29.201	49.082	281.2	29:27.501
7	3	1:53.998	33.958	29.472	50.568	278.4	14:17.014	13	2	1:51.545	33.181	29.254	49.110	281.2	31:19.046
8	3	1:53.983	33.817	29.480	50.686	277.6	16:10.997	14	2	4:57.098 B	33.056	29.144	3:54.898	282.7	36:16.144
9	3	2:00.790	33.554	29.496	57.740	276.2	18:11.787	15	1	2:18.010	54.355	29.935	53.720	276.9	38:34.154
10	3	2:02.414 B	33.962	29.477	58.975	277.6	20:14.201	16	1	1:56.825	34.924	29.581	52.320	281.2	40:30.979
11	3	3:46.561	2:26.657	29.626	50.278	277.6	24:00.762	17	1	1:56.273	34.102	30.014	52.157	268.7	42:27.252
12	3	1:53.559	33.576	29.536	50.447	275.5	25:54.321	18	1	1:55.856	34.010	29.686	52.160	280.5	44:23.108
13	3	1:53.376	33.576	29.453	50.347	277.6	27:47.697	19	1	4:45.813 B	35.331	29.708	3:40.774	282.0	49:08.921
14	3	2:04.753 B	33.324	29.412	1:02.017	277.6	29:52.450	20	1	2:10.887	50.094	29.765	51.028	280.5	51:19.808
15	2	4:35.922	3:09.537	32.308	54.077	265.4	34:28.372	21	1	1:55.216	34.011	29.608	51.597	279.8	53:15.024
16	2	1:55.391	34.457	30.015	50.919	276.2	36:23.763	22	1	1:54.053	33.766	29.453	50.834	282.0	55:09.077
17	2	1:54.292	33.665	29.745	50.882	276.9	38:18.055	23	1	12:52.186 B	33.612	44.694	...	272.7	1:08:01.263
18	2	2:14.018 B	33.656	29.988	1:10.374	276.9	40:32.073	24	1	2:11.062	50.748	29.574	50.740	279.8	1:10:12.325
19	2	5:17.578	3:57.704	29.646	50.228	274.8	45:49.651	25	1	1:56.285	34.361	30.207	51.717	282.7	1:12:08.610
20	2	1:53.966	33.690	29.523	50.753	279.1	47:43.617	26	1	2:00.088	33.929	29.506	56.653	281.2	1:14:08.698
21	2	1:53.847	33.579	29.508	50.760	277.6	49:37.464	27	1	4:37.406 B	34.117	29.672	3:33.617	282.0	1:18:46.104
22	2	1:53.657	33.475	29.709	50.473	276.2	51:31.121	28	1	2:14.493	51.447	29.775	53.271	281.2	1:21:00.597
23	2	1:52.766	33.247	29.686	49.833	278.4	53:23.887	29	1	1:55.513	34.005	29.408	52.100	281.2	1:22:56.110
24	2	2:02.475 B	32.917	29.542	1:00.016	278.4	55:26.362	30	1	1:53.327	33.608	29.414	50.305	282.0	1:24:49.437
25	1	5:03.182	3:41.475	29.743	51.964	276.2	1:00:29.544	31	1	1:53.168	33.411	29.235	50.522	282.7	1:26:42.605
26	1	1:55.301	34.375	29.874	51.052	274.8	1:02:24.845	<b>8 Realteam Racing</b> Ligier JS P320 - Nissan 1.Esteban GARCIA LMP3 2.David DROUX							
27	1	1:54.830	34.154	29.594	51.082	276.9	1:04:19.675	1	2	3:08.186 B	1:36.115	30.571	1:01.500	270.7	3:08.186
28	1	1:53.796	33.894	29.600	50.302	276.2	1:06:13.471	2	2	3:25.669	2:04.077	30.014	51.578	276.9	6:33.855
29	1	1:53.271	33.606	29.570	50.095	277.6	1:08:06.742	3	2	1:53.616	33.735	29.345	50.536	282.0	8:27.471
30	1	1:53.613	33.648	29.531	50.434	277.6	1:10:00.355	4	2	1:53.062	33.498	29.157	50.407	282.7	10:20.533
31	1	2:01.709 B	33.647	29.607	58.455	277.6	1:12:02.064	5	2	1:52.916	33.715	29.204	49.997	282.7	12:13.449
32	1	5:26.267	4:05.472	29.642	51.153	276.9	1:17:28.331	6	2	1:51.967	33.101	29.118	49.748	285.0	14:05.416
33	1	1:52.653	33.417	29.504	49.732	279.8	1:19:20.984	7	2	1:53.201	34.166	29.249	49.786	283.5	15:58.617
34	1	1:55.201	33.767	29.365	52.069	281.2	1:21:16.185	8	2	1:51.646	32.935	29.310	49.401	282.7	17:50.263
35	1	2:12.455 B	33.420	39.200	59.835	274.8	1:23:28.640	9	2	1:51.982	32.938	29.106	49.938	284.2	19:42.245
36	3	12:03.227	...	29.864	51.324	274.1	1:35:31.867	10	2	1:51.674	32.991	29.076	49.607	283.5	21:33.919
37	3	1:56.551	34.912	30.199	51.440	276.9	1:37:28.418	11	2	1:58.226 B	32.908	29.024	56.294	285.0	23:32.145
38	3	3:51.387 B	35.125	1:21.615	1:54.647	81.9	1:41:19.805	12	2	4:15.979	2:57.160	29.022	49.797	283.5	27:48.124
39	2	5:26.973	4:03.166	30.800	53.007	264.7	1:46:46.778	13	2	1:51.963	33.355	28.838	49.770	286.5	29:40.087
40	2	1:55.458	34.115	29.617	51.726	276.2	1:48:42.236	14	2	1:51.236	32.652	29.009	49.575	285.0	31:31.323
41	2	1:53.861	33.483	29.574	50.804	276.2	1:50:36.097	15	2	2:11.172 B	34.369	33.540	1:03.263	282.7	33:42.495
42	2	1:53.380	33.575	29.524	50.281	278.4	1:52:29.477	16	2	3:38.777	2:19.001	29.261	50.515	282.7	37:21.272
43	2	1:53.873	33.510	29.453	50.910	278.4	1:54:23.350	17	2	1:51.488	32.888	29.081	49.519	284.2	39:12.760
44	2	1:57.984	33.705	29.484	54.795	279.1	1:56:21.334	18	2	1:50.972	32.603	28.906	49.463	285.7	41:03.732
<b>7 Nielsen Racing</b> Duqueine M30 - D08 - Nissan LMP3 1.Anthony WELLS 2.Colin NOBLE								19	2	1:51.275	32.704	29.015	49.556	283.5	42:55.007
1	2	2:21.262	59.655	29.945	51.662	277.6	2:21.262	20	2	1:57.864 B	32.861	29.120	55.883	286.5	44:52.871
2	2	7:59.236 B	34.251	29.773	6:55.212	280.5	10:20.498	21	1	12:55.409	...	29.719	52.117	281.2	57:48.280
3	2	2:08.988	49.475	29.473	50.040	279.1	12:29.486	22	1	1:59.117	34.679	29.775	54.663	281.2	59:47.397
4	2	1:52.422	33.412	29.276	49.734	281.2	14:21.908	23	1	1:57.134	34.895	29.887	52.352	282.7	1:01:44.531
5	2	1:52.785	33.275	29.454	50.056	280.5	16:14.693	24	1	1:56.596	34.547	29.465	52.584	285.0	1:03:41.127
6	2	1:52.139	33.165	29.242	49.732	282.0	18:06.832	25	1	1:56.355	34.452	30.123	51.780	282.7	1:05:37.482
7	2	1:59.690	35.449	29.272	54.969	284.2	20:06.522	26	1	1:54.726	34.081	29.342	51.303	284.2	1:07:32.208
8	2	1:52.528	33.438	29.256	49.834	283.5	21:59.050	27	1	1:54.737	34.204	29.290	51.243	285.0	1:09:26.945
9	2	1:53.203	34.228	29.178	49.797	285.0	23:52.253	28	1	1:55.693	34.951	29.507	51.235	284.2	1:11:22.638
10	2	1:52.042	33.306	29.295	49.441	283.5	25:44.295	29	1	1:54.064	33.931	29.202	50.931	285.7	1:13:16.702
11	2	1:51.813	33.015	29.225	49.573	280.5	27:36.108	30	1	1:55.221	33.879	29.187	52.155	286.5	1:15:11.923











**ELMS Collective Test Day**  
Le Castellet 240  
Morning Test

Sector Analysis

		Lap under Red Flag						Invalidated Lap						Personal Best						Session Best						Crossing the pit lane																																																																																																																																																																																																																																																																																																																																																																																																																																																																																																																																																																																																													
Lap	D	Time	Sector 1	Sector 2	Sector 3	T. Spd	Elapsed	Lap	D	Time	Sector 1	Sector 2	Sector 3	T. Spd	Elapsed	Lap	D	Time	Sector 1	Sector 2	Sector 3	T. Spd	Elapsed	Lap	D	Time	Sector 1	Sector 2	Sector 3	T. Spd	Elapsed																																																																																																																																																																																																																																																																																																																																																																																																																																																																																																																																																																																																								
24	1	1:42.718	30.376	26.540	45.802	314.0	1:25:39.936	42	1	1:43.564	30.885	26.679	46.000	313.0	1:33:51.982	43	1	1:44.420	31.424	26.819	46.177	313.0	1:35:36.402	44	1	1:44.708	30.952	27.518	46.238	316.7	1:37:21.110	45	1	7:54.406	32.435	1:20.869	6:01.102	79.5	1:45:15.516	46	1	2:04.797	49.300	27.314	48.183	310.3	1:47:20.313	47	1	1:45.756	31.151	26.845	47.760	310.3	1:49:06.069	48	1	1:44.088	31.350	26.839	45.899	314.9	1:50:50.157	49	1	1:43.602	30.839	26.939	45.824	313.0	1:52:33.759	50	1	1:42.358	30.621	26.573	45.164	312.1	1:54:16.117	51	1	1:43.641	31.270	26.664	45.707	313.0	1:55:59.758																																																																																																																																																																																																																																																																																																																																																																																																																																																																																																																																																
<b>24</b>		<b>Algarve Pro Racing</b>		3. Jon LANCASTER		Oreca 07 - Gibson LMP2		<b>25</b>		<b>Algarve Pro Racing</b>		3. Gabriel AUBRY		Oreca 07 - Gibson LMP2		1. John FALB		2. Simon TRUMMER		2. Loic DUVAL																																																																																																																																																																																																																																																																																																																																																																																																																																																																																																																																																																																																																			
1	2	2:18.808	57.968	27.950	52.890	308.6	2:18.808	1	2	12:54.383	...	29.040	51.256	298.3	12:54.383	2	2	10:27.811	30.968	26.529	9:30.314	314.0	23:22.194	3	2	2:05.429	50.888	27.346	47.195	312.1	25:27.623	4	2	1:44.762	30.366	26.570	47.826	312.1	7:33.932	5	2	11:28.393	30.466	26.494	...	314.0	19:02.325	6	2	2:16.701	48.353	26.996	1:01.352	313.0	21:19.026	5	2	1:42.260	30.340	26.535	45.385	315.8	28:53.702	6	2	1:42.088	30.527	26.511	45.050	311.2	30:35.790	7	2	1:41.048	29.966	26.398	44.684	311.2	23:00.074	7	2	4:19.268	32.865	27.915	3:18.488	311.2	34:55.058	8	2	7:23.117	30.533	26.600	6:25.984	292.7	32:04.722	8	2	2:05.598	48.999	27.238	49.361	311.2	37:00.656	9	2	1:45.798	31.905	26.918	46.975	312.1	43:06.164	9	2	1:49.564	31.308	27.003	51.253	313.0	38:50.220	10	2	1:48.303	32.633	26.902	48.768	311.2	36:00.521	10	2	1:45.376	31.088	26.900	47.388	310.3	40:35.596	11	2	1:47.183	32.092	27.259	47.832	310.3	37:47.704	11	2	1:44.098	30.827	27.088	46.183	311.2	42:19.694	12	2	1:46.839	32.295	27.021	47.523	310.3	39:34.543	12	2	1:44.714	30.789	26.676	47.249	312.1	44:04.408	13	2	1:45.823	31.713	27.028	47.082	311.2	41:20.366	13	2	1:44.975	32.003	26.768	46.204	313.0	45:49.383	14	2	1:45.798	31.905	26.918	46.975	312.1	43:06.164	14	2	1:44.615	31.210	27.443	45.962	312.1	47:33.998	15	2	1:46.453	31.552	26.858	48.043	312.1	44:52.617	15	2	1:43.743	31.222	26.625	45.896	311.2	49:17.741	16	2	1:45.128	31.407	26.830	46.891	314.9	46:37.745	16	2	1:43.574	30.815	26.749	46.010	312.1	51:01.315	17	2	1:45.126	31.412	27.002	46.712	313.0	48:22.871	17	2	1:45.309	31.428	26.653	47.228	314.0	52:46.624	18	2	1:44.095	31.136	26.764	46.195	312.1	50:06.966	18	2	1:44.282	31.175	26.700	46.407	312.1	54:30.906	19	2	1:44.106	31.109	26.805	46.192	314.0	51:51.072	19	2	1:44.154	31.055	26.713	46.386	314.9	56:15.060	20	2	1:44.112	30.915	26.755	46.442	314.9	53:35.184	20	2	1:43.628	31.217	26.706	45.705	309.5	57:58.688	21	2	1:43.896	30.958	26.782	46.156	313.0	55:19.080	21	2	1:44.924	31.961	26.727	46.236	313.0	59:43.612	22	2	1:45.332	31.255	27.505	46.572	312.1	57:04.412	22	2	1:42.733	30.642	26.643	45.448	312.1	1:01:26.345	23	2	1:43.786	30.866	26.738	46.182	311.2	58:48.198	23	2	1:45.719	30.909	27.881	46.929	311.2	1:03:12.064	24	2	1:43.605	30.786	26.717	46.102	313.0	1:00:31.803	24	2	1:43.312	30.911	26.785	45.616	309.5	1:04:55.376	25	2	1:43.727	31.172	26.672	45.883	314.0	1:02:15.530	25	2	1:43.397	31.184	26.830	45.383	311.2	1:06:38.773	26	2	1:43.665	31.263	26.619	45.783	313.0	1:03:59.195	26	2	1:43.119	30.677	26.628	45.814	311.2	1:08:21.892	27	2	1:44.043	31.097	26.550	46.396	314.9	1:05:43.238	27	2	1:43.689	31.479	26.763	45.447	312.1	1:10:05.581	28	2	1:43.095	30.789	26.538	45.768	314.0	1:07:26.333	28	2	1:43.439	30.883	26.743	45.813	314.9	1:11:49.020	29	2	1:44.512	30.829	27.094	46.589	314.0	1:09:10.845	29	2	1:43.942	30.816	26.668	46.458	312.1	1:13:32.962	30	2	1:44.334	31.404	27.189	45.741	308.6	1:10:55.179	30	2	3:46.012	30.812	26.481	2:48.719	312.1	1:17:18.974	31	2	1:42.988	30.757	26.701	45.530	313.0	1:12:38.167	31	2	2:02.331	48.168	26.852	47.311	311.2	1:19:21.305	32	2	1:43.752	31.330	26.955	45.467	316.7	1:14:21.919	32	2	1:45.520	31.815	27.709	45.996	308.6	1:21:06.825	33	2	5:14.755	31.039	26.603	4:17.113	310.3	1:19:36.674	33	2	1:45.228	30.952	26.727	47.549	313.0	1:22:52.053	34	2	2:02.198	47.683	27.022	47.493	311.2	1:21:38.872	34	2	1:44.224	31.094	27.266	45.864	313.0	1:24:36.277	35	2	1:45.593	31.002	26.894	47.697	312.1	1:23:24.465	35	2	1:43.507	30.957	26.683	45.867	314.0	1:26:19.784	36	2	1:45.909	31.173	26.824	47.912	314.9	1:25:10.374	36	2	1:44.557	31.075	27.840	45.642	310.3	1:28:04.341	37	2	1:44.314	31.360	26.873	46.081	314.0	1:26:54.688	37	2	1:44.478	31.055	27.510	45.913	313.0	1:29:48.819	38	2	1:46.088	31.133	26.713	48.242	314.9	1:28:40.776	38	2	1:43.874	31.245	26.727	45.902	314.0	1:31:32.693	39	2	1:43.819	30.998	26.860	45.961	314.9	1:30:24.595	39	2	1:42.918	30.736	26.620	45.562	308.6	1:33:15.611	40	2	1:43.823	31.198	26.864	45.761	314.9	1:32:08.418	40	2	1:43.845	30.630	26.638	46.577	311.2	1:34:59.456





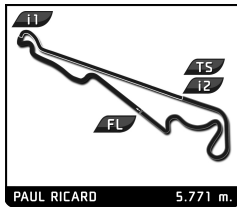












**ELMS Collective Test Day**  
Le Castellet 240  
Morning Test

Sector Analysis

Lap under Red Flag    Invalidated Lap    Personal Best    Session Best    B Crossing the pit lane

Lap	D	Time	Sector 1	Sector 2	Sector 3	T. Spd	Elapsed	Lap	D	Time	Sector 1	Sector 2	Sector 3	T. Spd	Elapsed
42	1	2:02.467	36.370	31.778	54.319	269.3	1:34:55.806	3	2	1:57.096	34.561	30.102	52.433	278.4	6:24.549
43	1	2:08.413	39.587	32.305	56.521	272.0	1:37:04.219	4	2	1:57.250	34.468	30.083	52.699	276.9	8:21.799
44	1	3:07.161 B	36.416	41.344	1:49.401	91.7	1:40:11.380	5	2	1:56.444	34.355	29.971	52.118	276.9	10:18.243
45	1	7:39.071	6:12.952	32.418	53.701	269.3	1:47:50.451	6	2	2:04.133 B	35.460	30.061	58.612	278.4	12:22.376
46	1	1:59.804	35.959	30.583	53.262	272.0	1:49:50.255	7	3	6:03.858	4:39.194	31.012	53.652	273.4	18:26.234
47	1	1:59.741	35.139	30.962	53.640	276.2	1:51:49.996	8	3	1:57.824	35.490	30.124	52.210	276.9	20:24.058
48	1	2:01.355	35.546	31.243	54.566	272.7	1:53:51.351	9	3	2:16.196 B	36.153	33.647	1:06.396	228.3	22:40.254
49	1	1:59.714	35.225	31.208	53.281	272.7	1:55:51.065	10	3	7:21.638	5:57.145	30.997	53.496	272.0	30:01.892

**66** **JMW Motorsport** Ferrari 488 GTE Evo  
 1. Gunnar JEANNETTE 3. Finlay HUTCHISON LMGT E  
 2. Rodrigo SALES

1	3	2:42.120 B	1:07.429	31.611	1:03.080	272.7	2:42.120
2	3	3:27.610	2:04.043	30.362	53.205	275.5	6:09.730
3	3	1:58.720	35.070	30.562	53.088	274.8	8:08.450
4	3	1:57.198	34.907	30.195	52.096	276.2	10:05.648
5	3	1:56.798	34.468	30.115	52.215	274.8	12:02.446
6	3	1:56.548	34.471	30.176	51.901	276.2	13:58.994
7	3	2:04.588 B	34.359	30.252	59.977	274.8	16:03.582
8	3	8:38.270	7:13.157	31.518	53.595	274.1	24:41.852
9	3	1:55.575	34.401	30.124	51.050	274.1	26:37.427
10	3	1:56.591	34.051	30.080	52.460	274.8	28:34.018
11	3	1:55.416	33.961	30.220	51.235	274.8	30:29.434
12	3	1:59.171	34.533	30.264	54.374	272.7	32:28.605
13	3	2:03.497 B	34.063	30.875	58.559	274.8	34:32.102
14	2	11:56.917	...	31.190	57.540	272.0	46:29.019
15	2	2:05.031	37.184	31.240	56.607	274.1	48:34.050
16	2	2:05.372	36.736	31.036	57.600	272.0	50:39.422
17	2	2:06.162	37.259	30.849	58.054	262.8	52:45.584
18	2	2:03.005	36.307	30.673	56.025	272.0	54:48.589
19	2	2:15.960 B	36.184	31.283	1:08.493	273.4	57:04.549
20	1	12:19.835	...	32.052	55.621	266.0	1:09:24.384
21	1	2:01.783	36.974	30.620	54.189	274.1	1:11:26.167
22	1	1:59.447	35.987	30.515	52.945	275.5	1:13:25.614
23	1	1:57.653	35.276	30.149	52.228	276.2	1:15:23.267
24	1	1:57.392	35.016	30.166	52.210	276.2	1:17:20.659
25	1	1:57.135	34.647	30.352	52.136	274.8	1:19:17.794
26	1	1:58.924	34.953	30.556	53.415	275.5	1:21:16.718
27	1	1:57.667	34.735	30.391	52.541	274.8	1:23:14.385
28	1	1:57.311	34.720	30.079	52.512	277.6	1:25:11.696
29	1	1:56.682	34.756	30.142	51.784	276.2	1:27:08.378
30	1	2:02.909 B	34.500	30.088	58.321	277.6	1:29:11.287
31	2	8:08.031	6:42.678	30.637	54.716	273.4	1:37:19.318
32	2	3:47.845 B	35.847	1:21.312	1:50.686	79.8	1:41:07.163
33	2	5:49.552	4:24.304	31.208	54.040	271.4	1:46:56.715
34	2	2:01.199	35.691	30.852	54.656	272.0	1:48:57.914
35	2	2:03.043	37.687	31.040	54.316	274.8	1:51:00.957
36	2	2:00.458	35.451	30.598	54.409	276.2	1:53:01.415
37	2	2:00.929	36.317	30.423	54.189	276.2	1:55:02.344

**74** **Kessel Racing** Ferrari 488 GTE Evo  
 1. Michael BRONISZEWSKI 3. Marcos GOMES LMGT E  
 2. David PEREL

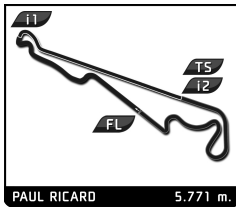
1	2	2:30.545	1:05.382	31.331	53.832	276.2	2:30.545
2	2	1:56.908	34.790	30.126	51.992	279.1	4:27.453

**77** **Proton Competition** Porsche 911 RSR  
 1. Christian RIED 3. Alessio PICARIELLO LMGT E  
 2. Michele BERETTA

1	3	4:02.589 B	2:33.005	30.687	58.897	274.1	4:02.589
2	3	6:36.558	5:14.338	29.971	52.249	272.7	10:39.147
3	3	1:55.448	34.018	30.049	51.381	274.1	12:34.595
4	3	1:55.879	34.690	30.017	51.172	276.2	14:30.474
5	3	1:55.818	34.736	30.030	51.052	276.9	16:26.292







**ELMS Collective Test Day**  
Le Castellet 240  
Morning Test

Sector Analysis

PAUL RICARD 5.771 m.

Lap under Red Flag    Invalidated Lap    Personal Best    Session Best    B Crossing the pit lane

Lap	D	Time	Sector 1	Sector 2	Sector 3	T. Spd	Elapsed	Lap	D	Time	Sector 1	Sector 2	Sector 3	T. Spd	Elapsed
21	1	1:57.864	34.778	30.212	52.874	274.1	1:08:18.565								
22	1	2:00.071	35.263	30.793	54.015	274.1	1:10:18.636								
23	1	1:59.085	35.025	30.183	53.877	275.5	1:12:17.721								
24	1	1:58.224	35.290	30.110	52.824	277.6	1:14:15.945								
25	1	1:57.785	34.756	30.020	53.009	277.6	1:16:13.730								
26	1	1:58.153	35.156	30.314	52.683	276.2	1:18:11.883								
27	1	1:57.438	34.620	30.135	52.683	276.2	1:20:09.321								
28	1	1:57.253	34.633	30.143	52.477	275.5	1:22:06.574								
29	1	1:59.683	34.730	30.168	54.785	276.2	1:24:06.257								
30	1	1:57.385	34.997	30.037	52.351	276.9	1:26:03.642								
31	1	1:56.541	34.371	29.867	52.303	276.9	1:28:00.183								
32	1	2:04.048 <b>B</b>	34.636	30.092	59.320	277.6	1:30:04.231								
33	2	3:45.216	2:23.216	30.087	51.913	277.6	1:33:49.447								
34	2	1:55.511	34.576	29.699	51.236	279.8	1:35:44.958								
35	2	1:55.220	34.148	29.793	51.279	278.4	1:37:40.178								
36	2	4:15.114 <b>B</b>	53.967	1:24.310	1:56.837	79.8	1:41:55.292								
37	2	5:55.278	4:34.394	29.815	51.069	278.4	1:47:50.570								
38	2	1:54.657	33.875	29.778	51.004	276.9	1:49:45.227								
39	2	1:56.345	34.585	29.761	51.999	278.4	1:51:41.572								
40	2	1:54.640	33.971	29.671	<b>50.998</b>	281.2	1:53:36.212								
41	2	<b>1:54.592</b>	33.910	<b>29.632</b>	51.050	279.8	1:55:30.804								

