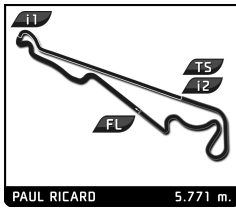


**EUROPEAN LE MANS SERIES**  
**Le Castellet 240**  
**Free Practice 1**

PAUL RICARD 5.771 m. **Sector Analysis**

**Lap under Red Flag** **Invalidated Lap** **Personal Best** **Session Best** **B Crossing the pit lane**

Lap	D	Time	Sector 1	Sector 2	Sector 3	T. Spd	Elapsed	Lap	D	Time	Sector 1	Sector 2	Sector 3	T. Spd	Elapsed
<b>2</b>	<b>United Autosports</b> 1. Wayne BOYD 3. Robert WHELDON 2. Tom GAMBLE LMP3 Ligier JS P320 - Nissan							11	2	1:53.972	33.884	29.817	50.271	274.1	25:58.352
	12	2	1:58.694	35.311	29.956	53.427	274.8	27:57.046							
	13	2	2:02.936 <b>B</b>	33.699	29.664	59.573	262.1	29:59.982							
	14	1	3:47.518	2:25.919	30.033	51.566	270.7	33:47.500							
	15	1	1:54.405	33.347	29.958	51.100	274.1	35:41.905							
	16	1	1:56.479	34.621	29.760	52.098	277.6	37:38.384							
	17	1	2:02.711 <b>B</b>	34.069	29.811	58.831	274.1	39:41.095							
	18	1	3:50.553	2:29.531	29.988	51.034	271.4	43:31.648							
3	<b>United Autosports</b> 1. Duncan TAPPY 2. Andrew BENTLEY LMP3 Ligier JS P320 - Nissan							19	1	1:55.967	34.197	29.838	51.932	274.8	45:27.615
	20	1	1:53.516	33.498	29.788	50.230	274.1	47:21.131							
	21	1	1:53.946	33.554	29.968	50.424	272.7	49:15.077							
	22	1	1:54.070	33.515	29.892	50.663	273.4	51:09.147							
	23	1	1:55.098	33.608	30.054	51.436	271.4	53:04.245							
	24	1	2:03.657 <b>B</b>	33.706	30.008	59.943	271.4	55:07.902							
	25	3	3:44.691	2:22.523	30.265	51.903	270.7	58:52.593							
	26	3	1:55.423	34.017	30.145	51.261	271.4	1:00:48.016							
	27	3	1:54.791	33.883	30.118	50.790	271.4	1:02:42.807							
	28	3	1:54.771	33.827	29.994	50.950	272.0	1:04:37.578							
	29	3	1:55.420	33.567	29.978	51.875	272.7	1:06:32.998							
	30	3	1:55.237	33.938	30.255	51.044	270.0	1:08:28.235							
	31	3	1:54.570	33.404	29.886	51.280	272.7	1:10:22.805							
	32	3	1:54.676	33.583	29.935	51.158	272.7	1:12:17.481							
	33	3	1:54.715	33.599	30.210	50.906	272.0	1:14:12.196							
	34	3	1:54.027	33.541	29.910	50.576	272.0	1:16:06.223							
35	3	1:54.372	33.493	30.058	50.821	272.7	1:18:00.595								
36	3	1:55.044	33.329	29.859	51.856	271.4	1:19:55.639								
37	3	2:04.212 <b>B</b>	33.796	30.354	1:00.062	272.0	1:21:59.851								
38	3	3:39.605	2:18.222	29.995	51.388	270.7	1:25:39.456								
39	3	1:54.214	33.760	30.044	50.410	272.0	1:27:33.670								
40	3	1:54.519	33.374	30.086	51.059	272.0	1:29:28.189								
41	3	1:53.547	33.379	30.018	50.150	272.7	1:31:21.736								
<b>4</b>	<b>DKR Engineering</b> 1. Laurents HORR 3. Wolfgang TRILLER 2. François KIRMANN LMP3 Duqueine M30 □ D08 - Nissan							1	1	16:58.098	...	32.189	54.297	237.4	16:58.098
	2	1	1:50.582	32.458	29.294	48.830	278.4	18:48.680							
	3	1	1:53.365	33.966	29.596	49.803	277.6	20:42.045							
	4	1	1:49.870	32.094	29.148	48.628	280.5	22:31.915							
	5	1	1:58.675 <b>B</b>	32.657	29.191	56.827	285.0	24:30.590							
	6	2	22:05.553	...	32.306	53.270	274.8	46:36.143							
	7	2	1:56.154	34.301	30.029	51.824	276.9	48:32.297							
	8	2	1:57.378	36.542	29.648	51.188	276.9	50:29.675							
	9	2	1:54.631	33.268	29.603	51.760	278.4	52:24.306							
	10	2	1:53.438	33.330	29.571	50.537	281.2	54:17.744							
	11	2	2:02.363 <b>B</b>	33.522	29.711	59.130	282.0	56:20.107							
<b>5</b>	<b>Graff</b> 1. Eric TROUILLET 3. Sébastien PAGE 2. Luis SANJUAN LMP3 Duqueine M30 □ D08 - Nissan							1	2	2:11.056	48.880	30.471	51.705	269.3	2:11.056
	2	2	2:20.438 <b>B</b>	34.017	30.036	1:16.385	271.4	4:31.494							
	3	2	4:31.061	3:10.873	30.069	50.119	270.0	9:02.555							
	4	2	1:52.553	33.069	29.820	49.664	271.4	10:55.108							
	5	2	1:53.167	32.995	29.496	50.676	276.9	12:48.275							
	6	2	1:52.417	32.897	29.622	49.898	273.4	14:40.692							
	7	2	1:53.043	33.488	29.917	49.638	274.1	16:33.735							
	8	2	1:52.710	33.085	29.715	49.910	271.4	18:26.445							
	9	2	2:00.988 <b>B</b>	33.053	29.687	58.248	273.4	20:27.433							
	10	2	3:36.947	2:12.516	33.085	51.346	269.3	24:04.380							
<b>8</b>	<b>Realteam Racing</b> 1. Esteban GARCIA 2. David DROUX LMP3 Ligier JS P320 - Nissan							1	2	41:57.628 <b>B</b>	...	...	...	...	41:57.628
	2	2	3:29.435	2:07.634	30.043	51.758	270.0	45:27.063							
	3	2	1:51.868	33.005	29.740	49.123	274.1	47:18.931							
	4	2	1:50.753	32.490	29.389	48.874	276.2	49:09.684							
	5	2	1:53.456	33.335	29.323	50.798	277.6	51:03.140							
	6	2	1:50.226	32.213	29.386	48.627	276.9	52:53.366							
	7	2	2:00.638 <b>B</b>	34.327	29.493	56.818	279.1	54:54.004							
	8	2	4:52.001	3:32.134	29.939	49.928	274.1	59:46.005							
	9	2	1:50.693	32.466	29.421	48.806	275.5	1:01:36.698							
	10	2	1:50.664	32.385	29.518	48.761	275.5	1:03:27.362							
	11	2	1:58.695 <b>B</b>	32.573	29.408	56.714	279.8	1:05:26.057							
12	1	4:43.089	3:21.247	30.190	51.652	275.5	1:10:09.146								
13	1	1:55.568	34.406	30.350	50.812	274.1	1:12:04.714								
14	1	1:54.984	34.072	30.090	50.822	275.5	1:13:59.698								
15	1	1:55.454	34.756	29.794	50.904	277.6	1:15:55.152								
16	1	1:53.688	33.675	29.805	50.208	277.6	1:17:48.840								
17	1	1:54.444	33.703	30.111	50.630	275.5	1:19:43.284								
18	1	1:53.810	33.454	29.896	50.460	276.9	1:21:37.094								
19	1	1:53.583	33.501	29.717	50.365	276.9	1:23:30.677								



**EUROPEAN LE MANS SERIES**  
Le Castellet 240  
Free Practice 1

Sector Analysis

Lap under Red Flag    Invalidated Lap    Personal Best    Session Best    Crossing the pit lane

Lap	D	Time	Sector 1	Sector 2	Sector 3	T. Spd	Elapsed	Lap	D	Time	Sector 1	Sector 2	Sector 3	T. Spd	Elapsed
20	1	1:56.495	34.587	29.794	52.114	277.6	1:25:27.172	11	3	1:53.380	33.338	29.823	50.219	275.5	54:41.819
21	1	1:55.348	34.127	30.148	51.073	276.9	1:27:22.520	12	3	1:52.956	33.145	29.680	50.131	275.5	56:34.775
22	1	1:54.796	33.878	30.038	50.880	276.9	1:29:17.316	13	3	1:53.057	33.302	29.720	50.035	276.2	58:27.832
23	1	1:53.833	33.561	29.954	50.318	276.9	1:31:11.149	14	3	1:52.743	33.172	29.691	49.880	276.2	1:00:20.575

<b>9</b>	<b>Graff</b>	Ligier JS P320 - Nissan			
	1.Vincent CAPILLAIRE	3.Maxime ROBIN		LMP3	
	2.Arnold ROBIN				

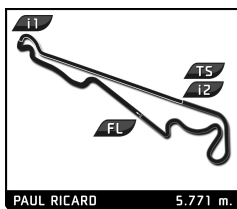
1	1	2:43.117	1:22.270	31.044	49.803	269.3	2:43.117
2	1	3:24.612	32.473	1:05.657	1:46.482	77.6	6:07.729
3	1	2:31.642	1:05.961	29.802	55.879	268.7	8:39.371
4	1	2:27.919	1:08.546	29.662	49.711	272.7	11:07.290
5	1	1:50.882	<b>32.382</b>	29.550	48.950	273.4	12:58.172
6	1	2:03.439	32.442	29.548	1:01.449	276.9	15:01.611
7	1	1:50.859	32.545	29.582	<b>48.732</b>	265.4	16:52.470
8	1	<b>1:50.858</b>	32.484	29.527	48.847	272.7	18:43.328
9	1	1:58.126	<b>32.750</b>	<b>29.498</b>	55.878	274.8	20:41.454
10	3	4:17.162	2:56.357	29.931	50.874	269.3	24:58.616
11	3	1:53.142	33.324	29.792	50.026	272.7	26:51.758
12	3	1:54.591	34.870	29.845	49.876	270.0	28:46.349
13	3	1:52.873	33.164	29.699	50.010	272.7	30:39.222
14	3	1:52.531	32.968	29.957	49.606	272.7	32:31.753
15	3	1:59.764	<b>33.034</b>	29.639	57.091	272.0	34:31.517
16	2	4:16.605	2:55.694	29.808	51.103	270.0	38:48.122
17	2	1:53.682	33.615	29.796	50.271	270.0	40:41.804
18	2	1:53.419	33.178	29.749	50.492	272.0	42:35.223
19	2	2:01.231	<b>33.293</b>	29.615	58.323	270.7	44:36.454
20	1	9:54.714	8:34.650	30.169	49.895	266.0	54:31.168
21	1	1:53.086	33.234	30.155	49.697	266.7	56:24.254
22	1	1:52.503	32.855	29.900	49.748	269.3	58:16.757
23	1	1:59.931	<b>33.254</b>	29.808	56.869	272.7	1:00:16.688
24	1	9:39.694	8:20.297	29.904	49.493	270.7	1:09:56.382
25	1	1:52.519	33.085	30.006	49.428	269.3	1:11:48.901
26	1	1:52.631	33.082	29.871	49.678	270.0	1:13:41.532
27	1	1:58.901	<b>33.079</b>	29.966	55.856	269.3	1:15:40.433
28	1	5:18.802	3:59.198	29.886	49.718	270.0	1:20:59.235
29	1	1:52.571	33.357	29.768	49.446	272.0	1:22:51.806
30	1	1:59.020	<b>33.057</b>	29.820	56.143	272.7	1:24:50.826
31	3	2:57.465	1:36.651	29.897	50.917	272.7	1:27:48.291
32	3	1:54.169	33.703	29.991	50.475	270.0	1:29:42.460
33	3	2:03.193	<b>33.782</b>	30.468	58.943	269.3	1:31:45.653

<b>10</b>	<b>Nielsen Racing</b>	Duqueine M30 D08 - Nissan			
	1.Rob HODES	3.Charles CREWS		LMP3	
	2.Garett GRIST				

1	2	32:51.366	...	31.635	51.928	266.7	32:51.366
2	2	1:56.783	33.145	29.588	54.050	274.8	34:48.149
3	2	1:51.291	32.675	29.475	49.141	275.5	36:39.440
4	2	2:04.209	36.428	34.817	52.964	241.1	38:43.649
5	2	<b>1:50.824</b>	<b>32.608</b>	29.286	<b>48.930</b>	276.9	40:34.473
6	2	4:21.037	<b>32.847</b>	<b>30.333</b>	<b>3:18.912</b>	277.6	44:55.510
7	3	2:11.845	50.570	30.333	50.942	272.0	47:07.355
8	3	1:54.295	33.902	29.866	50.527	276.9	49:01.650
9	3	1:53.312	33.327	29.696	50.289	276.2	50:54.962
10	3	1:53.477	33.815	29.599	50.063	276.9	52:48.439

<b>11</b>	<b>Eurointernational</b>	Ligier JS P320 - Nissan			
	1.Niko KARI	3.Jacopo BARATTO		LMP3	
	2.Nicolas MAULINI				

1	1	2:42.056	1:21.528	30.124	50.404	276.2	2:42.056
2	1	3:20.845	32.474	1:04.192	1:44.179	80.2	6:02.901
3	1	2:26.674	1:07.633	29.602	49.439	272.0	8:29.575
4	1	1:50.242	32.293	29.491	48.458	275.5	10:19.817
5	1	<b>1:49.677</b>	<b>32.117</b>	29.444	<b>48.116</b>	276.2	12:09.494
6	1	1:49.745	32.179	29.278	48.288	279.1	13:59.239
7	1	2:03.471	37.289	32.922	53.260	270.7	16:02.710
8	1	1:49.914	32.294	29.415	48.205	275.5	17:52.624
9	1	1:58.646	<b>33.121</b>	29.594	55.931	275.5	19:51.270
10	2	4:26.845	3:04.603	29.832	52.410	276.9	24:18.115
11	2	1:54.127	33.693	29.581	50.853	276.9	26:12.242
12	2	1:52.612	33.142	29.470	50.000	276.9	28:04.854
13	2	1:52.028	32.896	29.479	49.653	277.6	29:56.882
14	2	1:52.788	33.040	29.508	50.240	278.4	31:49.670
15	2	1:53.432	34.103	29.614	49.715	276.9	33:43.102
16	2	1:52.006	33.118	29.398	49.490	276.9	35:35.108
17	2	1:51.705	32.848	29.377	49.480	276.9	37:26.813
18	2	1:56.259	36.013	29.835	50.411	271.4	39:23.072
19	2	1:51.386	32.828	<b>29.256</b>	49.302	279.1	41:14.458
20	2	1:59.458	<b>32.886</b>	29.553	57.019	276.9	43:13.916
21	2	3:34.811	2:15.398	29.572	49.841	276.9	46:48.727
22	2	1:52.006	33.029	29.473	49.504	276.9	48:40.733
23	2	1:56.363	36.757	29.606	50.000	276.9	50:37.096
24	2	1:52.998	33.161	29.517	50.320	276.2	52:30.094
25	2	1:59.457	<b>33.061</b>	29.438	56.958	275.5	54:29.551
26	3	4:27.056	3:06.670	29.821	50.565	274.8	58:56.607
27	3	2:01.986	41.407	29.888	50.691	276.2	1:00:58.593
28	3	1:54.587	33.998	29.775	50.814	274.8	1:02:53.180
29	3	1:54.795	34.124	29.845	50.826	276.9	1:04:47.975
30	3	1:54.110	33.901	29.749	50.460	277.6	1:06:42.085
31	3	2:01.879	<b>33.534</b>	29.756	58.589	276.2	1:08:43.964
32	3	11:20.821	9:57.899	30.678	52.244	261.5	1:20:04.785



**EUROPEAN LE MANS SERIES**  
Le Castellet 240  
Free Practice 1

Sector Analysis

PAUL RICARD 5.771 m.

Lap under Red Flag Invalidated Lap Personal Best Session Best Crossing the pit lane

Lap	D	Time	Sector 1	Sector 2	Sector 3	T. Spd	Elapsed	Lap	D	Time	Sector 1	Sector 2	Sector 3	T. Spd	Elapsed
33	3	1:54.856	34.315	30.176	50.365	270.7	1:21:59.641	13	2	1:47.173	31.629	27.652	47.892	307.7	27:54.572
34	3	1:53.819	33.593	29.574	50.652	277.6	1:23:53.460	14	2	1:46.699	31.701	27.300	47.698	306.8	29:41.271
35	3	1:53.784	33.966	29.778	50.040	274.8	1:25:47.244	15	2	1:45.715	31.586	27.256	46.873	307.7	31:26.986
36	3	1:53.695	33.888	29.787	50.020	276.2	1:27:40.939	16	2	1:44.459	31.047	27.143	46.269	308.6	33:11.445
37	3	1:53.437	33.657	29.782	49.998	276.2	1:29:34.376	17	2	1:44.367	30.780	27.019	46.568	310.3	34:55.812
38	3	1:53.203	33.600	29.829	49.774	277.6	1:31:27.579	18	2	1:44.149	30.599	27.063	46.487	308.6	36:39.961

**13** Inter Europol Competition Ligier JS P320 - Nissan  
1.Nigel MOORE LMP3  
2.Martin HIPPE

1	1	8:58.689	7:37.568	30.160	50.961	265.4	8:58.689
2	1	1:53.855	33.793	29.866	50.196	272.0	10:52.544
3	1	1:52.660	34.053	29.412	49.195	278.4	12:45.204
4	1	1:52.902	34.091	30.009	48.802	272.7	14:38.106
5	1	1:50.845	32.251	29.591	49.003	274.8	16:28.951
6	1	27:27.605	B 32.397	29.538	...	275.5	43:56.556
7	1	2:08.437	49.205	29.872	49.360	270.7	46:04.993
8	1	1:51.920	32.815	29.786	49.319	273.4	47:56.913
9	1	6:41.445	B 33.331	30.066	5:38.048	270.7	54:38.358
10	1	2:10.683	49.267	29.888	51.528	271.4	56:49.041

**16** BHK Motorsport Ligier JS P320 - Nissan  
1.Lorenzo VEGLIA LMP3  
2.Gustas GRINBERGAS  
3.Nicholas ADCOCK

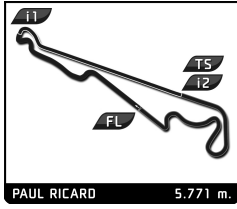
1	3	36:26.331	...	30.853	51.554	263.4	36:26.331
2	3	1:53.438	33.148	30.274	50.016	266.0	38:19.769
3	3	1:52.974	33.038	30.194	49.742	266.7	40:12.743
4	3	1:52.792	32.988	30.197	49.607	267.3	42:05.535
5	3	2:00.019	B 33.019	30.156	56.844	269.3	44:05.554
6	1	15:29.856	...	30.311	50.312	269.3	59:35.410
7	1	1:54.041	33.623	30.254	50.164	268.0	1:01:29.451
8	1	1:54.476	33.322	30.908	50.246	266.7	1:03:23.927
9	1	1:54.049	33.389	30.236	50.424	268.0	1:05:17.976
10	1	1:53.484	33.203	30.085	50.196	267.3	1:07:11.460
11	1	2:05.353	B 35.931	31.040	58.382	268.7	1:09:16.813
12	3	11:59.995	...	30.670	53.623	271.4	1:21:16.808
13	3	1:58.783	36.055	30.371	52.357	271.4	1:23:15.591
14	3	1:55.526	33.797	29.965	51.764	272.7	1:25:11.117
15	3	1:57.385	33.897	29.916	53.572	272.7	1:27:08.502
16	3	2:04.218	B 33.982	30.046	1:00.190	273.4	1:29:12.720

**20** High Class Racing Oreca 07 - Gibson  
1.Anders FJORBACH LMP2  
2.Dennis ANDERSEN

1	1	1:56.615	39.276	27.467	49.872	301.7	1:56.615
2	1	1:50.511	30.331	26.842	53.338	308.6	3:47.126
3	1	3:48.390	1:10.336	1:22.045	1:16.009	79.8	7:35.516
4	1	1:42.844	30.107	26.773	45.964	307.7	9:18.360
5	1	1:42.674	30.295	27.006	45.373	307.7	11:01.034
6	1	1:42.578	29.831	26.675	46.072	311.2	12:43.612
7	1	1:45.015	29.919	26.776	48.320	308.6	14:28.627
8	1	1:41.695	29.901	26.781	45.013	311.2	16:10.322
9	1	1:46.177	30.375	27.653	48.149	304.2	17:56.499
10	1	1:53.573	B 30.708	28.028	54.837	306.8	19:50.072
11	2	4:29.277	3:12.884	27.679	48.714	305.9	24:19.349
12	2	1:48.050	33.020	27.643	47.387	304.2	26:07.399

**21** DragonSpeed Oreca 07 - Gibson  
1.Memo ROJAS LMP2  
2.Ben HANLEY  
3.Timothé BURET

1	2	12:17.480	...	27.442	45.864	300.8	12:17.480
2	2	1:42.041	30.243	26.818	44.980	304.2	13:59.521
3	2	1:41.625	30.151	26.743	44.731	305.1	15:41.146
4	2	1:45.354	31.946	27.497	45.911	305.1	17:26.500
5	2	1:40.947	29.784	26.700	44.463	305.9	19:07.447
6	2	1:45.765	29.963	26.954	48.848	307.7	20:53.212
7	2	1:41.185	29.799	26.774	44.612	310.3	22:34.397
8	2	8:11.085	B 30.587	27.377	7:13.121	308.6	30:45.482
9	2	2:00.223	47.127	27.136	45.960	306.8	32:45.705
10	2	1:42.197	30.367	26.977	44.853	304.2	34:27.902
11	2	1:45.323	31.486	26.861	46.976	302.5	36:13.225
12	2	2:47.982	B 30.255	26.925	1:50.802	307.7	39:01.207
13	1	2:02.586	48.890	27.170	46.526	305.9	41:03.793
14	1	1:44.175	30.892	27.232	46.051	302.5	42:47.968
15	1	1:43.852	30.853	27.016	45.983	305.1	44:31.820
16	1	1:44.882	30.730	27.096	47.056	310.3	46:16.702
17	1	1:44.693	30.762	27.071	46.860	309.5	48:01.395
18	1	4:18.293	B 31.404	27.185	3:19.704	305.9	52:19.688
19	1	2:01.441	47.448	27.330	46.663	300.8	54:21.129
20	1	1:44.498	30.691	28.119	45.688	297.5	56:05.627
21	1	1:43.627	30.471	27.214	45.942	301.7	57:49.254
22	1	1:44.365	30.556	27.289	46.520	303.4	59:33.619
23	1	1:43.346	30.617	27.179	45.550	302.5	1:01:16.965
24	1	6:29.390	B 32.862	29.197	5:27.331	252.9	1:07:46.355
25	3	2:06.927	49.548	27.754	49.625	295.9	1:09:53.282
26	3	1:43.839	30.904	27.151	45.784	301.7	1:11:37.121
27	3	1:44.566	30.936	27.218	46.412	303.4	1:13:21.687
28	3	1:55.356	30.482	27.202	57.672	301.7	1:15:17.043
29	3	1:46.687	32.953	27.290	46.444	300.0	1:17:03.730



**EUROPEAN LE MANS SERIES**  
Le Castellet 240  
Free Practice 1

Sector Analysis

Lap under Red Flag Invalidated Lap Personal Best Session Best Crossing the pit lane

Lap	D	Time	Sector 1	Sector 2	Sector 3	T. Spd	Elapsed	Lap	D	Time	Sector 1	Sector 2	Sector 3	T. Spd	Elapsed
30	3	1:47.246	33.041	27.525	46.680	300.8	1:18:50.976	9	1	1:46.738	32.845	27.275	46.618	305.9	28:39.947
31	3	1:44.986	31.244	27.050	46.692	303.4	1:20:35.962	10	1	1:45.722	31.690	27.408	46.624	303.4	30:25.669
32	3	2:39.585 <b>B</b>	30.770	27.040	1:41.775	302.5	1:23:15.547	11	1	1:44.977	31.467	27.178	46.332	305.9	32:10.646
33	2	2:01.879	48.578	27.398	45.903	301.7	1:25:17.426	12	1	1:45.093	31.115	26.979	46.999	308.6	33:55.739
34	2	1:43.039	30.524	27.167	45.348	302.5	1:27:00.465	13	1	1:46.257	31.577	26.951	47.729	313.0	35:41.996
35	2	1:44.531	30.704	27.239	46.588	302.5	1:28:44.996	14	1	1:46.094	31.951	27.191	46.952	307.7	37:28.090
36	2	1:43.682	30.494	27.286	45.902	301.7	1:30:28.678	15	1	1:45.323	31.670	27.176	46.477	306.8	39:13.413

<b>22</b>	<b>United Autosports</b>	Oreca 07 - Gibson				
	1. Philip HANSON	LMP2				
	2. Filipe ALBUQUERQUE					

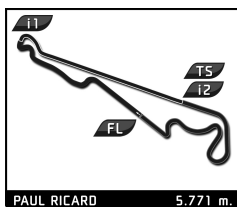
1	2	10:32.687	9:00.522	31.646	1:00.519	267.3	10:32.687
2	2	1:41.351	29.976	26.789	44.586	304.2	12:14.038
3	2	1:40.974	29.721	<b>26.612</b>	44.641	308.6	13:55.012
4	2	1:41.492	30.177	26.977	44.338	304.2	15:36.504
5	2	<b>1:40.721</b>	<b>29.660</b>	26.805	<b>44.256</b>	306.8	17:17.225
6	2	7:22.866 <b>B</b>	30.254	26.917	6:25.695	305.9	24:40.091
7	1	2:01.705	47.851	27.321	46.533	301.7	26:41.796
8	1	1:43.279	30.603	27.064	45.612	305.1	28:25.075
9	1	1:41.840	30.101	26.930	44.809	305.1	30:06.915
10	1	1:54.206	31.598	27.113	55.495	283.5	32:01.121
11	1	1:43.853	30.243	27.050	46.560	301.7	33:44.974
12	1	1:41.952	30.451	26.877	44.624	305.9	35:26.926
13	1	10:23.491 <b>B</b>	30.779	27.202	9:25.510	306.8	45:50.417
14	1	2:01.843	48.153	27.459	46.231	300.8	47:52.260
15	1	1:46.673	30.841	27.865	47.967	302.5	49:38.933
16	1	1:43.546	30.601	27.074	45.871	305.1	51:22.479
17	1	1:42.174	30.272	26.952	44.950	306.8	53:04.653
18	1	1:43.613	30.467	26.932	46.214	306.8	54:48.266
19	1	9:46.576 <b>B</b>	30.998	27.236	8:48.342	303.4	1:04:34.842
20	1	2:01.222	48.471	27.133	45.618	305.9	1:06:36.064
21	1	1:44.857	31.334	28.003	45.520	309.5	1:08:20.921
22	1	1:44.789	30.435	26.999	47.355	307.7	1:10:05.710
23	1	1:43.461	30.509	27.012	45.940	305.9	1:11:49.171
24	1	1:45.307	30.445	27.102	47.760	312.1	1:13:34.478
25	1	3:48.581 <b>B</b>	31.403	27.388	2:49.790	308.6	1:17:23.059
26	2	2:01.304	47.540	27.119	46.645	305.9	1:19:24.363
27	2	1:42.586	30.473	26.899	45.214	310.3	1:21:06.949
28	2	1:48.736	31.451	27.673	49.612	307.7	1:22:55.685
29	2	1:41.995	30.066	27.004	44.925	309.5	1:24:37.680
30	2	1:44.650	31.129	27.007	46.514	308.6	1:26:22.330
31	2	2:19.767 <b>B</b>	30.487	26.934	1:22.346	310.3	1:28:42.097
32	2	2:08.204	46.959	27.165	54.080	305.9	1:30:50.301

<b>24</b>	<b>Algarve Pro Racing</b>	Oreca 07 - Gibson				
	1. Henning ENQVIST	LMP2				
	2. Loic DUVAL	3. Jon LANCASTER				

1	2	2:30.884	1:14.279	29.060	47.545	295.1	2:30.884
2	2	9:55.876 <b>B</b>	29.846	<b>26.709</b>	8:59.321	307.7	12:26.760
3	2	2:08.785	52.274	27.843	48.668	301.7	14:35.545
4	2	<b>1:41.338</b>	30.024	26.789	<b>44.525</b>	304.2	16:16.883
5	2	4:56.001 <b>B</b>	<b>29.805</b>	26.714	3:59.482	306.8	21:12.884
6	1	2:07.076	50.209	27.715	49.152	304.2	23:19.960
7	1	1:47.446	31.841	27.630	47.975	305.1	25:07.406
8	1	1:45.803	31.480	27.370	46.953	304.2	26:53.209

<b>25</b>	<b>Algarve Pro Racing</b>	Oreca 07 - Gibson				
	1. John FALB	LMP2				
	2. Simon TRUMMER	3. Gabriel AUBRY				

1	3	2:59.195	1:33.874	33.302	52.019	292.7	2:59.195
2	3	18:40.686 <b>B</b>	34.109	1:21.535	...	80.8	21:39.881
3	3	2:04.406	48.942	27.487	47.977	303.4	23:44.287
4	3	1:45.460	31.982	27.676	45.802	301.7	25:29.747
5	3	1:41.002	29.890	26.804	<b>44.308</b>	305.9	27:10.749
6	3	<b>1:40.706</b>	<b>29.650</b>	<b>26.733</b>	44.323	307.7	28:51.455
7	3	3:13.551 <b>B</b>	30.657	27.142	2:15.752	311.2	32:05.006
8	2	2:08.393	49.283	27.875	51.235	300.0	34:13.399
9	2	1:46.524	30.976	27.085	48.463	306.8	35:59.923
10	2	1:43.329	30.855	26.867	45.607	304.2	37:43.252
11	2	1:42.565	30.489	26.930	45.146	305.1	39:25.817
12	2	1:43.128	30.433	27.412	45.283	304.2	41:08.945
13	2	1:42.305	30.186	26.917	45.202	305.9	42:51.250
14	2	1:42.288	30.341	26.851	45.096	306.8	44:33.538
15	2	1:46.262	30.713	26.922	48.627	308.6	46:19.800
16	2	1:42.758	30.478	26.882	45.398	309.5	48:02.558
17	2	1:46.754	31.143	26.907	48.704	306.8	49:49.312
18	2	1:43.719	30.642	26.910	46.167	308.6	51:33.031
19	2	6:01.301 <b>B</b>	30.487	26.868	5:03.946	308.6	57:34.332
20	3	2:01.777	48.312	27.253	46.212	302.5	59:36.109



# EUROPEAN LE MANS SERIES

## Le Castellet 240

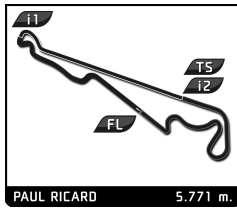
### Free Practice 1

### Sector Analysis

PAUL RICARD 5.771 m.

Lap under Red Flag    Invalidated Lap    ■ Personal Best    ■ Session Best    **B** Crossing the pit lane

Lap	D	Time	Sector 1	Sector 2	Sector 3	T. Spd	Elapsed	Lap	D	Time	Sector 1	Sector 2	Sector 3	T. Spd	Elapsed
21	3	1:42.884	30.604	26.966	45.314	305.1	1:01:18.993	8	2	1:43.499	31.116	26.975	45.408	308.6	20:27.977
22	3	1:44.010	31.188	27.513	45.309	304.2	1:03:03.003	9	2	1:43.636	30.702	27.508	45.426	305.1	22:11.613
23	3	1:43.118	30.350	26.980	45.788	307.7	1:04:46.121	10	2	1:42.783	30.343	27.232	45.208	305.9	23:54.396
24	3	1:44.311	30.440	26.971	46.900	307.7	1:06:30.432	11	2	1:43.480	30.473	27.673	45.334	305.1	25:37.876
25	3	1:42.150	30.153	26.909	45.088	305.9	1:08:12.582	12	2	1:42.093	30.210	26.876	45.007	305.9	27:19.969
<b>26</b>	<b>G-Drive Racing</b> 1. Roman RUSINOV    3. Jean-Eric VERGNE    Aurus 01 - Gibson LMP2 2. Mikkel JENSEN														
1	3	9:56.816	8:39.505	28.479	48.832	296.7	9:56.816	13	2	1:50.360 <b>B</b>	30.232	26.996	53.132	305.9	29:10.329
2	3	1:40.945	29.966	26.646	44.333	306.8	11:37.761	14	1	3:08.846	1:55.470	27.122	46.254	306.8	32:19.175
3	3	1:40.551	29.731	<b>26.509</b>	44.311	307.7	13:18.312	15	1	1:44.505	31.124	27.030	46.351	305.1	34:03.680
4	3	<b>1:40.325</b>	<b>29.580</b>	26.573	<b>44.172</b>	306.8	14:58.637	16	1	1:44.831	31.352	26.942	46.537	305.9	35:48.511
5	3	1:53.078 <b>B</b>	29.887	26.916	56.275	307.7	16:51.715	17	1	1:45.881	31.103	26.904	47.874	310.3	37:34.392
6	1	11:01.373	9:44.878	27.422	49.073	304.2	27:53.088	18	1	1:45.268	30.876	26.896	47.496	307.7	39:19.660
7	1	1:56.352 <b>B</b>	31.296	28.392	56.664	250.0	29:49.440	19	1	1:44.562	30.990	26.976	46.596	308.6	41:04.222
8	1	2:00.052	46.892	27.217	45.943	303.4	31:49.492	20	1	1:44.468	31.069	26.968	46.431	308.6	42:48.690
9	1	1:42.663	30.344	27.151	45.168	300.8	33:32.155	21	1	1:43.779	30.811	26.894	46.074	307.7	44:32.469
10	1	1:42.885	30.431	27.048	45.406	305.1	35:15.040	22	1	1:45.097	31.179	26.978	46.940	309.5	46:17.566
11	1	1:43.278	30.697	27.205	45.376	306.8	36:58.318	23	1	1:44.298	30.797	26.949	46.552	308.6	48:01.864
12	1	1:42.914	30.522	27.000	45.392	304.2	38:41.232	24	1	1:54.704 <b>B</b>	31.314	26.963	56.427	312.1	49:56.568
13	1	1:42.932	30.436	27.136	45.360	304.2	40:24.164	25	1	3:18.071	2:04.096	27.374	46.601	302.5	53:14.639
14	1	1:45.406	31.226	27.900	46.280	302.5	42:09.570	26	1	1:45.178	31.556	27.207	46.415	303.4	54:59.817
15	1	1:42.808	30.296	27.126	45.386	307.7	43:52.378	27	1	1:44.809	30.824	27.186	46.799	305.1	56:44.626
16	1	1:48.429	31.763	27.167	49.499	302.5	45:40.807	28	1	1:44.212	30.870	27.065	46.277	308.6	58:28.838
17	1	1:51.151 <b>B</b>	31.356	27.152	52.643	308.6	47:31.958	29	1	1:52.187 <b>B</b>	31.505	27.255	53.427	304.2	1:00:21.025
18	3	5:36.694	4:23.532	27.167	45.995	305.9	53:08.652	30	3	3:17.764	2:02.198	27.426	48.140	305.1	1:03:38.789
19	3	1:42.880	30.486	27.089	45.305	307.7	54:51.532	31	3	1:44.096	30.817	27.289	45.990	303.4	1:05:22.885
20	3	1:44.439	30.692	27.052	46.695	307.7	56:35.971	32	3	1:44.120	30.991	27.186	45.943	303.4	1:07:07.005
21	3	1:43.931	31.212	27.342	45.377	305.1	58:19.902	33	3	1:44.125	30.782	27.478	45.865	302.5	1:08:51.130
22	3	1:43.424	30.572	27.697	45.155	305.1	1:00:03.326	34	3	1:44.160	30.750	27.237	46.173	304.2	1:10:35.290
23	3	1:42.629	30.539	27.035	45.055	302.5	1:01:45.955	35	3	1:43.810	30.719	27.228	45.863	303.4	1:12:19.100
24	3	1:53.145 <b>B</b>	32.286	27.506	53.353	305.1	1:03:39.100	36	3	1:43.970	30.957	27.186	45.827	301.7	1:14:03.070
25	3	5:58.636	4:46.689	27.098	44.849	305.1	1:09:37.736	37	3	1:44.887	30.848	28.255	45.784	302.5	1:15:47.957
26	3	1:45.737	30.332	26.889	48.516	308.6	1:11:23.473	38	3	1:43.484	30.650	27.147	45.687	303.4	1:17:31.441
27	3	1:42.672	30.424	26.976	45.272	304.2	1:13:06.145	39	3	1:43.522	30.492	27.175	45.855	303.4	1:19:14.963
28	3	1:43.674	30.423	26.809	46.442	304.2	1:14:49.819	40	3	1:44.717	30.553	27.167	46.997	301.7	1:20:59.680
29	3	1:42.198	30.410	26.919	44.869	306.8	1:16:32.017	41	3	1:44.173	31.391	27.270	45.512	301.7	1:22:43.853
30	3	1:49.170 <b>B</b>	30.216	26.870	52.084	307.7	1:18:21.187	42	3	1:43.862	30.717	27.085	46.060	305.1	1:24:27.715
31	2	5:26.874	4:13.492	27.116	46.266	304.2	1:23:48.061	43	3	1:43.319	30.561	27.235	45.523	303.4	1:26:11.034
32	2	1:43.226	30.326	27.815	45.085	305.1	1:25:31.287	44	3	1:43.253	30.426	27.170	45.657	305.9	1:27:54.287
33	2	1:45.125	30.814	27.818	46.493	304.2	1:27:16.412	45	3	1:45.183	30.672	28.550	45.961	298.3	1:29:39.470
34	2	1:43.311	30.012	26.893	46.406	305.1	1:28:59.723	46	3	1:43.340	30.545	27.081	45.714	303.4	1:31:22.810
35	2	1:42.776	30.451	27.198	45.127	307.7	1:30:42.499								
<b>28</b>	<b>Iddec Sport</b> 1. Paul LAFARGUE    3. Richard BRADLEY    Oreca 07 - Gibson LMP2 2. Paul Loup CHATIN														
1	2	1:54.319	37.757	28.025	48.537	295.9	1:54.319								
2	2	1:50.601 <b>B</b>	29.964	26.796	53.841	301.7	3:44.920								
3	2	6:09.460	4:52.011	27.353	50.096	303.4	9:54.380								
4	2	<b>1:40.963</b>	<b>29.860</b>	<b>26.676</b>	<b>44.427</b>	306.8	11:35.343								
5	2	1:41.063	<b>29.746</b>	26.685	44.632	308.6	13:16.406								
6	2	1:49.824 <b>B</b>	29.887	26.788	53.149	305.1	15:06.230								
7	2	3:38.248	2:22.493	26.964	48.791	306.8	18:44.478								
<b>30</b>	<b>Duqueine Team</b> 1. Tristan GOMMENDY    3. Konstantin TERESCHENKO    Oreca 07 - Gibson LMP2 2. Jonathan HIRSCHI														
1	3	2:00.947	40.510	28.996	51.441	289.5	2:00.947								
2	3	1:48.612	30.109	26.578	51.925	310.3	3:49.559								
3	3	3:47.742	1:10.573	1:22.183	1:14.986	79.9	7:37.301								
4	3	<b>1:41.370</b>	29.858	<b>26.474</b>	45.038	311.2	9:18.671								
5	3	1:57.358 <b>B</b>	30.684	31.936	54.738	220.0	11:16.029								
6	3	3:06.212	1:55.006	26.582	<b>44.624</b>	304.2	14:22.241								
7	3	1:41.768	<b>29.819</b>	26.877	45.072	306.8	16:04.009								
8	3	1:57.683 <b>B</b>	30.467	31.928	55.288	220.4	18:01.692								
9	3	16:01.885	...	27.026	45.815	305.9	34:03.577								
10	3	1:43.094	30.609	26.825	45.660	312.1	35:46.671								
11	3	1:43.368	30.712	27.213	45.443	309.5	37:30.039								



**EUROPEAN LE MANS SERIES**

Le Castellet 240

Free Practice 1

Sector Analysis

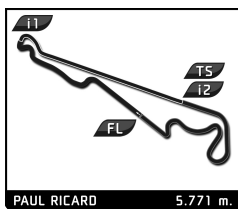
Lap under Red Flag    Invalidated Lap    Personal Best    Session Best    Crossing the pit lane

Lap	D	Time	Sector 1	Sector 2	Sector 3	T. Spd	Elapsed	Lap	D	Time	Sector 1	Sector 2	Sector 3	T. Spd	Elapsed
12	3	1:43.983	30.482	26.913	46.588	311.2	39:14.022	1	2	9:50.344	8:33.005	27.925	49.414	300.8	9:50.344
13	3	1:44.777	31.354	26.874	46.549	312.1	40:58.799	2	2	1:41.556	30.129	26.859	44.568	305.9	11:31.900
14	3	1:42.742	30.292	26.940	45.510	306.8	42:41.541	3	2	1:40.740	29.958	26.634	44.148	307.7	13:12.640
15	3	1:52.850 B	30.408	26.755	55.687	308.6	44:34.391	4	2	1:40.772	29.761	26.681	44.330	306.8	14:53.412
16	1	3:45.130	2:32.253	26.962	45.915	306.8	48:19.521	5	2	3:54.601 B	31.181	27.625	2:55.795	307.7	18:48.013
17	1	1:44.699	31.066	26.960	46.673	305.9	50:04.220	6	1	2:02.402	49.053	27.098	46.251	306.8	20:50.415
18	1	1:43.733	30.618	26.900	46.215	308.6	51:47.953	7	1	1:42.784	30.657	26.873	45.254	308.6	22:33.199
19	1	1:43.352	30.457	26.891	46.004	309.5	53:31.305	8	1	1:44.638	31.037	26.781	46.820	311.2	24:17.837
20	1	1:43.535	30.505	26.825	46.205	309.5	55:14.840	9	1	1:43.265	30.613	26.860	45.792	310.3	26:01.102
21	1	1:42.985	30.360	26.853	45.772	306.8	56:57.825	10	1	1:43.512	31.491	26.840	45.181	307.7	27:44.614
22	1	1:52.704 B	31.453	26.977	54.274	305.9	58:50.529	11	1	1:42.708	30.630	26.925	45.153	311.2	29:27.322
23	1	1:42.955	...	27.058	46.779	304.2	1:10:33.484	12	1	1:42.847	30.814	26.934	45.099	311.2	31:10.169
24	1	1:43.139	30.503	26.921	45.715	305.9	1:12:16.623	13	1	1:42.174	30.307	26.968	44.899	308.6	32:52.343
25	1	1:42.952	30.413	26.873	45.666	305.9	1:13:59.575	14	1	1:45.351	31.511	26.890	46.950	309.5	34:37.694
26	1	1:51.845 B	31.507	27.064	53.274	306.8	1:15:51.420	15	1	1:42.498	30.325	26.848	45.325	311.2	36:20.192
27	2	2:49.130	1:35.927	27.058	46.145	307.7	1:18:40.550	16	1	1:42.599	30.434	26.896	45.269	308.6	38:02.791
28	2	1:43.032	30.285	27.015	45.732	307.7	1:20:23.582	17	1	1:42.065	30.218	26.846	45.001	306.8	39:44.856
29	2	1:42.605	30.411	26.924	45.270	305.9	1:22:06.187	18	1	1:43.113	30.554	26.773	45.786	310.3	41:27.969
30	2	1:44.901	31.043	26.962	46.896	308.6	1:23:51.088	19	1	1:41.940	30.208	26.807	44.925	308.6	43:09.909
31	2	1:43.766	30.752	26.966	46.048	307.7	1:25:34.854	20	1	1:43.116	30.452	26.758	45.906	309.5	44:53.025
32	2	1:43.908	30.643	26.884	46.381	310.3	1:27:18.762	21	1	12:04.187 B	30.667	27.024	...	307.7	56:57.212
33	2	1:44.050	30.869	26.847	46.334	311.2	1:29:02.812	22	3	2:02.418	47.212	28.022	47.184	279.8	58:59.630
34	2	1:53.465 B	32.657	27.193	53.615	307.7	1:30:56.277	23	3	1:44.340	30.910	26.945	46.485	305.9	1:00:43.970

31		Panis Racing		Oreca 07 - Gibson			
1.Julien CANAL		3.William STEVENS		LMP2			
2.Nicolas JAMIN							
1	1	17:33.114	...	28.214	49.509	300.8	17:33.114
2	1	1:41.756	30.199	26.916	44.641	305.9	19:14.870
3	1	1:41.779	29.994	26.869	44.916	306.8	20:56.649
4	1	1:42.399	30.079	27.032	45.288	305.9	22:39.048
5	1	1:54.257	33.409	30.312	50.536	291.9	24:33.305
6	1	1:44.487	30.152	26.989	47.346	307.7	26:17.792
7	1	9:09.819 B	30.148	26.922	8:12.749	309.5	35:27.611
8	3	2:05.277	49.462	27.700	48.115	297.5	37:32.888
9	3	1:43.843	30.681	27.322	45.840	304.2	39:16.731
10	3	1:43.529	30.599	26.942	45.988	307.7	41:00.260
11	3	1:46.852	31.188	27.082	48.582	307.7	42:47.112
12	3	1:43.475	30.428	26.973	46.074	307.7	44:30.587
13	3	2:29.015 B	31.119	27.038	1:30.858	309.5	46:59.602
14	2	2:00.055	46.481	27.062	46.512	302.5	48:59.657
15	2	1:43.719	30.739	27.180	45.800	305.9	50:43.376
16	2	1:43.853	30.469	27.032	46.352	306.8	52:27.229
17	2	1:44.487	30.858	27.939	45.690	303.4	54:11.716
18	2	6:56.725 B	30.351	27.070	5:59.304	305.9	1:01:08.441
19	2	2:01.001	46.506	27.438	47.057	303.4	1:03:09.442
20	2	1:42.839	30.380	27.104	45.355	303.4	1:04:52.281
21	2	1:46.477	31.421	27.111	47.945	306.8	1:06:38.758
22	2	4:48.885 B	30.271	27.482	3:51.132	305.1	1:11:27.643
23	2	1:58.992	46.164	27.210	45.618	303.4	1:13:26.635
24	2	1:43.353	30.592	27.565	45.196	303.4	1:15:09.988

32		United Autosports		Oreca 07 - Gibson	
1.Will OWEN		3.Job VAN UITERT		LMP2	
2.Alex BRUNDE					

34		Inter Europol Competition		Ligier JSP217 - Gibson			
1.Jakub SMIECHOWSKI		3.Matevos ISAAKYAN		LMP2			
2.René BINDER							
1	3	1:58.668	40.006	28.534	50.128	294.3	1:58.668
2	3	1:49.578	30.234	26.729	52.615	303.4	3:48.246
3	3	3:51.142	1:10.800	1:22.024	1:18.318	79.6	7:39.388
4	3	1:42.772	30.439	26.905	45.428	300.8	9:22.160
5	3	1:42.220	30.093	26.774	45.353	305.1	11:04.380
6	3	1:42.236	30.018	26.782	45.436	306.8	12:46.616
7	3	1:43.410	30.436	26.883	46.091	301.7	14:30.026
8	3	1:41.637	30.153	26.802	44.682	305.1	16:11.663
9	3	9:30.084 B	29.906	26.816	8:33.362	303.4	25:41.747
10	2	2:11.151	53.401	28.574	49.176	299.2	27:52.898
11	2	1:45.522	30.977	27.300	47.245	301.7	29:38.420
12	2	1:43.435	30.431	27.112	45.892	305.1	31:21.855
13	2	4:20.878 B	30.318	27.036	3:23.524	304.2	35:42.733
14	2	2:05.324	49.406	27.962	47.956	300.0	37:48.057



**EUROPEAN LE MANS SERIES**

Le Castellet 240

Free Practice 1

Sector Analysis

PAUL RICARD 5.771 m.

Lap under Red Flag Invalidated Lap Personal Best Session Best B Crossing the pit lane

Lap	D	Time	Sector 1	Sector 2	Sector 3	T. Spd	Elapsed	Lap	D	Time	Sector 1	Sector 2	Sector 3	T. Spd	Elapsed
15	2	1:43.769	30.556	26.988	46.225	307.7	39:31.826	12	3	1:46.483	31.314	27.358	47.811	302.5	35:41.814
16	2	1:42.724	30.307	26.884	45.533	302.5	41:14.550	13	3	1:45.660	31.272	27.487	46.901	304.2	37:27.474
17	2	1:44.169	31.035	26.917	46.217	308.6	42:58.719	14	3	1:45.671	31.440	27.451	46.780	303.4	39:13.145
18	2	1:42.915	30.432	26.892	45.591	305.1	44:41.634	15	3	1:46.277	31.356	27.261	47.660	304.2	40:59.422
19	2	1:42.964	30.360	26.962	45.642	307.7	46:24.598	16	3	1:45.155	31.131	27.287	46.737	305.1	42:44.577
20	2	8:50.966 B	30.739	27.102	7:53.125	304.2	55:15.564	17	3	1:44.958	31.014	27.301	46.643	305.1	44:29.535
21	1	2:03.575	48.735	27.501	47.339	305.9	57:19.139	18	3	1:45.110	31.134	27.309	46.667	305.1	46:14.645
22	1	1:44.395	31.112	27.239	46.044	304.2	59:03.534	19	3	1:46.311	31.010	27.385	47.916	305.1	48:00.956
23	1	1:46.169	31.368	27.578	47.223	302.5	1:00:49.703	20	3	1:45.537	31.453	27.363	46.721	305.1	49:46.493
24	1	1:44.432	31.522	27.137	45.773	302.5	1:02:34.135	21	3	1:47.818	31.977	27.760	48.081	304.2	51:34.311
25	1	1:44.854	31.966	27.045	45.843	305.1	1:04:18.989	22	3	1:46.864	31.282	27.376	48.206	305.9	53:21.175
26	1	1:45.844	32.236	27.482	46.126	305.9	1:06:04.833	23	3	1:45.429	31.332	27.304	46.793	306.8	55:06.604
27	1	1:43.377	30.686	26.957	45.734	307.7	1:07:48.210	24	3	1:45.953	31.764	27.425	46.764	304.2	56:52.557
28	1	7:59.858 B	30.532	26.848	7:02.478	306.8	1:15:48.068	25	3	1:46.856	31.263	27.346	48.247	304.2	58:39.413

**35** **BHK Motorsport** Oreca 07 - Gibson  
1. Francesco DRACONE LMP2  
2. Sergio CAMPANA

1	2	2:02.127	44.178	28.515	49.434	298.3	2:02.127
2	2	2:03.830 B	31.963	27.096	1:04.771	300.8	4:05.957
3	2	4:43.117	3:28.505	27.293	47.319	305.1	8:49.074
4	2	1:45.238	31.196	27.919	46.123	302.5	10:34.312
5	2	1:45.399	30.663	<b>26.847</b>	47.889	308.6	12:19.711
6	2	<b>1:43.496</b>	<b>30.410</b>	26.977	46.109	303.4	14:03.207
7	2	1:52.700 B	30.529	26.883	55.288	306.8	15:55.907
8	2	6:12.914	4:48.688	27.606	56.620	300.8	22:08.821
9	2	1:47.342	31.392	29.745	46.205	299.2	23:56.163
10	2	1:43.588	30.585	26.918	<b>46.085</b>	304.2	25:39.751
11	2	1:54.320 B	32.316	27.367	54.637	301.7	27:34.071
12	1	23:00.038	...	28.732	48.315	294.3	50:34.109
13	1	1:47.618	31.970	27.609	48.039	300.0	52:21.727
14	1	1:46.054	31.372	27.459	47.223	304.2	54:07.781
15	1	1:56.033 B	31.859	27.464	56.710	300.0	56:03.814
16	1	2:03.163	48.081	27.658	47.424	299.2	58:06.977
17	1	1:45.944	31.506	27.482	46.956	303.4	59:52.921
18	1	1:57.470 B	32.480	27.845	57.145	301.7	1:01:50.391
19	1	8:06.472	6:50.074	27.772	48.626	300.0	1:09:56.863
20	1	1:49.842	34.726	27.797	47.319	299.2	1:11:46.705
21	1	1:45.945	31.496	27.644	46.805	299.2	1:13:32.650
22	1	1:58.680 B	33.218	28.702	56.760	300.0	1:15:31.330

**37** **Cool Racing** Oreca 07 - Gibson  
1. Nicolas LAPIERRE LMP2  
2. Antonin BORGA 3. Alexandre COIGNY

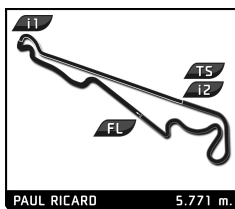
1	1	2:18.341 B	51.940	28.200	58.201	304.2	2:18.341
2	1	7:35.922 B	6:10.113	28.519	57.290	304.2	9:54.263
3	1	3:50.597	2:30.816	28.432	51.349	303.4	13:44.860
4	1	<b>1:41.172</b>	30.065	26.817	<b>44.290</b>	308.6	15:26.032
5	1	1:41.254	30.095	26.742	44.417	306.8	17:07.286
6	1	1:52.840 B	<b>29.937</b>	<b>26.716</b>	56.187	308.6	19:00.126
7	3	7:48.828	6:32.977	27.782	48.069	301.7	26:48.954
8	3	1:46.765	31.646	27.615	47.504	302.5	28:35.719
9	3	1:47.273	31.969	27.646	47.658	305.1	30:22.992
10	3	1:46.410	31.452	27.501	47.457	305.1	32:09.402
11	3	1:45.929	31.302	27.417	47.210	305.9	33:55.331

**39** **Graff** Oreca 07 - Gibson  
1. James ALLEN LMP2  
2. Thomas LAURENT 3. Alexandre COUGNAUD

1	2	2:02.566	45.600	27.469	49.497	305.1	2:02.566
2	2	2:15.789 B	32.210	27.364	1:16.215	305.1	4:18.355
3	2	4:55.668	3:41.150	27.637	46.881	301.7	9:14.023
4	2	1:41.295	30.065	26.612	44.618	311.2	10:55.318
5	2	1:43.359	30.823	26.911	45.625	308.6	12:38.677
6	2	<b>1:40.973</b>	<b>29.691</b>	26.691	<b>44.591</b>	309.5	14:19.650
7	2	1:41.683	29.897	<b>26.582</b>	45.204	312.1	16:01.333
8	2	1:41.645	29.916	26.696	45.033	309.5	17:42.978
9	2	1:51.715 B	31.342	27.072	53.301	310.3	19:34.693
10	1	5:43.198	4:28.232	27.553	47.413	305.9	25:17.891
11	1	1:45.031	31.472	27.493	46.066	305.1	27:02.922
12	1	1:43.780	30.650	26.981	46.149	307.7	28:46.702
13	1	1:42.574	30.231	26.887	45.456	306.8	30:29.276
14	1	1:43.285	30.449	26.935	45.901	308.6	32:12.561
15	1	1:43.782	30.893	26.989	45.900	308.6	33:56.343
16	1	1:46.035	31.434	26.997	47.604	309.5	35:42.378
17	1	1:53.411 B	32.208	27.046	54.157	308.6	37:35.789
18	3	6:40.912	5:26.311	28.264	46.337	301.7	44:16.701
19	3	1:43.860	30.882	27.134	45.844	307.7	46:00.561
20	3	1:46.062	31.912	27.266	46.884	307.7	47:46.623
21	3	1:45.124	31.843	27.093	46.188	307.7	49:31.747







# EUROPEAN LE MANS SERIES

Le Castellet 240

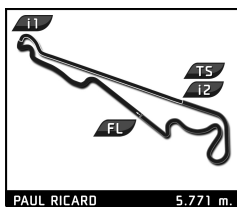
Free Practice 1

Sector Analysis

PAUL RICARD 5.771 m.

Lap under Red Flag    Invalidated Lap    Personal Best    Session Best    B Crossing the pit lane

Lap	D	Time	Sector 1	Sector 2	Sector 3	T. Spd	Elapsed	Lap	D	Time	Sector 1	Sector 2	Sector 3	T. Spd	Elapsed
7	2	1:54.470	33.379	30.317	50.774	270.7	16:45.093	15	2	1:57.656	34.908	30.909	51.839	263.4	51:51.935
8	2	1:54.384	33.381	30.315	50.688	268.7	18:39.477	16	2	1:55.682	33.821	30.674	51.187	265.4	53:47.617
9	2	1:54.680	33.629	30.336	50.715	270.7	20:34.157	17	2	1:55.531	33.679	30.647	51.205	265.4	55:43.148
10	2	1:54.367	33.487	30.348	50.532	270.0	22:28.524	18	2	1:55.325	33.697	30.642	50.986	264.7	57:38.473
11	2	1:54.765	33.685	30.382	50.698	270.0	24:23.289	19	2	2:04.579 B	33.674	30.625	1:00.280	264.1	59:43.052
12	2	2:01.591 B	33.742	30.375	57.474	270.0	26:24.880	20	2	4:03.956	2:34.647	35.344	53.965	236.8	1:03:47.008
13	1	3:27.512	2:04.564	30.708	52.240	268.7	29:52.392	21	2	1:55.447	33.523	30.597	51.327	266.0	1:05:42.455
14	1	1:56.796	34.212	30.605	51.979	268.7	31:49.188	22	2	1:55.151	33.547	30.607	50.997	265.4	1:07:37.606
15	1	1:56.071	34.164	30.521	51.386	271.4	33:45.259	23	2	1:55.197	33.683	30.567	50.947	265.4	1:09:32.803
16	1	1:55.826	34.025	30.496	51.305	268.7	35:41.085	24	2	1:55.177	33.596	30.631	50.950	266.7	1:11:27.980
17	1	1:56.818	34.477	30.301	52.040	272.7	37:37.903	25	2	1:55.249	33.620	30.623	51.006	265.4	1:13:23.229
18	1	1:57.060	34.070	30.328	52.662	266.0	39:34.963	26	2	1:57.455	33.736	31.905	51.814	264.7	1:15:20.684
19	1	1:55.919	34.090	30.422	51.407	270.7	41:30.882	27	2	2:07.035 B	34.095	30.652	1:02.288	267.3	1:17:27.719
20	1	1:55.549	33.942	30.468	51.139	272.7	43:26.431	28	1	3:27.955	2:02.257	31.232	54.466	263.4	1:20:55.674
21	1	2:06.376 B	37.118	30.506	58.752	270.0	45:32.807	29	1	2:01.824	36.031	31.244	54.549	265.4	1:22:57.498
22	1	4:10.966	2:47.080	30.491	53.395	267.3	49:43.773	30	1	1:59.216	34.987	31.100	53.129	264.1	1:24:56.714
23	1	1:55.272	33.988	30.344	50.940	270.0	51:39.045	31	1	2:00.107	34.724	30.816	54.567	264.7	1:26:56.821
24	1	1:55.254	34.076	30.254	50.924	269.3	53:34.299	32	1	2:04.482	35.585	31.544	57.353	263.4	1:29:01.303
25	1	1:57.902	35.577	30.668	51.657	271.4	55:32.201	33	1	2:09.132 B	36.257	31.225	1:01.650	264.1	1:31:10.435
26	1	1:55.665	34.140	30.417	51.108	270.0	57:27.866	<b>66</b> JMW Motorsport Ferrari 488 GTE Evo 1.Gunnar JEANNETTE 3.Finlay HUTCHISON LMGTE 2.Rodrigo SALES							
27	1	2:01.837 B	33.754	30.473	57.610	270.0	59:29.703	1	3	7:23.584	4:28.987	1:21.881	1:32.716	80.1	7:23.584
28	3	3:41.477	2:18.906	30.626	51.945	269.3	1:03:11.180	2	3	2:01.229	36.387	31.063	53.779	266.0	9:24.813
29	3	1:56.067	34.350	30.631	51.086	268.0	1:05:07.247	3	3	1:58.198	35.151	30.875	52.172	268.0	11:23.011
30	3	1:55.800	34.148	30.586	51.066	267.3	1:07:03.047	4	3	2:05.102 B	35.260	30.755	59.087	268.7	13:28.113
31	3	1:55.426	33.935	30.501	50.990	268.0	1:08:58.473	5	3	2:37.631	1:13.630	30.773	53.228	268.0	16:05.744
32	3	1:55.921	33.829	30.525	51.567	268.0	1:10:54.394	6	3	1:56.648	34.220	30.699	51.729	270.0	18:02.392
33	3	1:55.735	34.085	30.575	51.075	267.3	1:12:50.129	7	3	1:55.871	33.831	30.715	51.325	266.7	19:58.263
34	3	1:55.052	33.767	30.542	50.743	268.0	1:14:45.181	8	3	2:02.282 B	33.738	30.616	57.928	268.7	22:00.545
35	3	1:55.102	33.836	30.470	50.796	269.3	1:16:40.283	9	3	3:46.172	2:23.744	30.611	51.817	268.7	25:46.717
36	3	2:02.740 B	33.868	30.500	58.372	270.7	1:18:43.023	10	3	1:56.046	33.872	30.717	51.457	268.0	27:42.763
37	3	2:47.426	1:25.602	30.521	51.303	268.0	1:21:30.449	11	3	1:56.141	33.895	30.695	51.551	268.7	29:38.904
38	3	1:56.197	33.944	30.560	51.693	270.0	1:23:26.646	12	3	2:03.447 B	34.571	30.686	58.190	268.0	31:42.351
39	3	1:56.838	35.604	30.650	50.584	268.7	1:25:23.484	13	1	3:14.832	1:52.163	30.584	52.085	268.0	34:57.183
40	3	1:55.433	33.689	30.622	51.122	267.3	1:27:18.917	14	1	1:58.675	33.859	30.527	54.289	268.0	36:55.858
41	3	1:55.216	33.782	30.515	50.919	268.7	1:29:14.133	15	1	1:56.432	34.202	30.674	51.556	267.3	38:52.290
42	3	2:02.429 B	33.926	30.526	57.977	268.0	1:31:16.562	16	1	2:02.605 B	33.926	30.614	58.065	266.7	40:54.895
<b>60</b> Iron Lynx Ferrari 488 GTE Evo 1.Claudio SCHIAVONI 3.Nicklas NIELSEN LMGTE 2.Rino MASTRONARDI							1 3 3:46.472 2:12.286 31.608 1:02.578 261.5 3:46.472								
							2 3 3:55.261 1:10.395 1:22.188 1:22.678 79.8 7:41.733								
							3 3 1:57.039 34.605 30.631 51.803 264.7 9:38.772								
							4 3 1:56.574 33.758 30.402 52.414 266.7 11:35.346								
							5 3 1:54.396 33.512 30.352 50.532 266.7 13:29.742								
							6 3 1:53.928 33.332 30.329 50.267 266.0 15:23.670								
							7 3 2:29.524 B 36.184 40.411 1:12.929 190.8 17:53.194								
							8 3 5:42.642 4:15.438 34.467 52.737 218.2 23:35.836								
							9 3 1:52.951 33.227 30.146 49.578 267.3 25:28.787								
							10 3 2:01.563 36.100 34.196 51.267 227.4 27:30.350								
							11 3 1:52.674 32.884 30.188 49.602 268.0 29:23.024								
							12 3 2:02.327 B 33.516 30.876 57.935 267.3 31:25.351								
							13 2 16:22.858 ... 32.210 55.665 238.9 47:48.209								
							14 2 2:06.070 34.481 30.810 1:00.779 264.1 49:54.279								



# EUROPEAN LE MANS SERIES

## Le Castellet 240

### Free Practice 1

### Sector Analysis

PAUL RICARD 5.771 m.

Lap under Red Flag Invalidated Lap Personal Best Session Best B Crossing the pit lane

Lap	D	Time	Sector 1	Sector 2	Sector 3	T. Spd	Elapsed	Lap	D	Time	Sector 1	Sector 2	Sector 3	T. Spd	Elapsed
32	2	1:58.280	34.760	30.577	52.943	270.0	1:16:31.903	3	3	4:18.815	2:56.151	30.830	51.834	269.3	10:04.424
33	2	1:57.893	34.692	30.696	52.505	272.0	1:18:29.796	4	3	<b>1:53.277</b>	<b>33.050</b>	30.014	<b>50.213</b>	273.4	11:57.701
34	2	1:57.593	34.557	30.550	52.486	269.3	1:20:27.389	5	3	1:57.448	34.338	31.321	51.789	226.4	13:55.149
35	2	1:57.153	34.462	30.500	52.191	270.7	1:22:24.542	6	3	1:53.353	33.101	30.001	50.251	274.1	15:48.502
36	2	1:57.930	34.945	30.636	52.349	270.0	1:24:22.472	7	3	1:53.689	33.292	<b>29.994</b>	50.403	274.8	17:42.191
37	2	1:57.670	34.700	<b>30.463</b>	52.507	270.7	1:26:20.142	8	3	2:00.469 B	33.823	30.123	56.523	272.0	19:42.660
38	2	1:57.384	34.694	30.559	52.131	270.7	1:28:17.526	9	2	5:54.871	4:32.628	30.510	51.733	270.7	25:37.531
39	2	1:57.112	34.342	30.554	52.216	270.0	1:30:14.638	10	2	1:54.613	33.415	30.315	50.883	271.4	27:32.144

**74** **Kessel Racing** Ferrari 488 GTE Evo  
 1. Michael BRONISZEWSKI 3. Marcos GOMES LMGT E  
 2. David PEREL

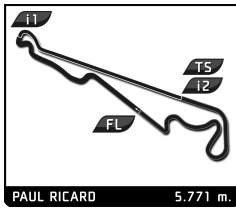
1	1	2:06.595	43.470	30.829	52.296	270.0	2:06.595
2	1	2:22.490	34.507	30.540	1:17.443	272.0	4:29.085
3	1	3:29.028	1:10.292	1:21.748	56.988	79.6	7:58.113
4	1	1:58.278	35.219	30.540	52.519	272.0	9:56.391
5	1	2:00.992	37.735	30.811	52.446	271.4	11:57.383
6	1	1:59.719	35.134	32.307	52.278	266.7	13:57.102
7	1	1:57.685	34.334	30.567	52.784	272.7	15:54.787
8	1	1:57.001	34.347	30.574	52.080	272.0	17:51.788
9	1	1:57.922	34.749	30.680	52.493	271.4	19:49.710
10	1	1:57.474	34.361	30.671	52.442	270.7	21:47.184
11	1	2:04.698 B	35.140	30.800	58.758	271.4	23:51.882
12	1	7:59.642 B	6:26.323	33.497	59.822	241.1	31:51.524
13	1	3:26.220	2:03.920	30.453	51.847	270.0	35:17.744
14	1	1:55.178	33.835	30.289	51.054	270.7	37:12.922
15	1	1:55.037	33.763	<b>30.273</b>	51.001	270.7	39:07.959
16	1	1:55.547	33.672	30.428	51.447	270.0	41:03.506
17	1	1:56.097	34.031	30.499	51.567	271.4	42:59.603
18	1	2:04.232 B	34.566	30.824	58.842	267.3	45:03.835
19	3	3:54.869	2:29.678	31.156	54.035	266.0	48:58.704
20	3	1:55.804	34.232	30.561	51.011	268.7	50:54.508
21	3	1:55.173	33.595	30.451	51.127	268.7	52:49.681
22	3	1:54.777	33.674	30.309	50.794	270.0	54:44.458
23	3	1:54.953	33.637	30.322	50.994	270.7	56:39.411
24	3	1:54.972	33.707	30.542	50.723	270.0	58:34.383
25	3	2:02.760 B	33.951	30.487	58.322	268.7	1:00:37.143
26	2	4:08.705	2:46.609	30.732	51.364	267.3	1:04:45.848
27	2	2:01.559	39.639	30.746	51.174	268.0	1:06:47.407
28	2	1:55.409	33.788	30.531	51.090	268.7	1:08:42.816
29	2	1:55.608	33.827	30.568	51.213	269.3	1:10:38.424
30	2	1:55.919	34.070	30.564	51.285	270.7	1:12:34.343
31	2	2:05.718 B	36.208	30.383	59.127	272.7	1:14:40.061
32	2	5:28.659	4:04.358	31.136	53.165	267.3	1:20:08.720
33	2	<b>1:54.654</b>	33.628	30.438	<b>50.588</b>	268.7	1:22:03.374
34	2	2:00.292	38.295	30.996	51.001	268.7	1:24:03.666
35	2	1:55.027	33.590	30.477	50.960	270.0	1:25:58.693
36	2	1:54.943	<b>33.492</b>	30.461	50.990	269.3	1:27:53.636
37	2	2:03.407 B	34.589	31.199	57.619	268.7	1:29:57.043

**77** **Proton Competition** Porsche 911 RSR  
 1. Christian RIED 3. Alessio PICARIELLO LMGT E  
 2. Michele BERETTA

1	3	2:36.470	1:14.865	30.502	51.103	269.3	2:36.470
2	3	3:09.139 B	33.460	50.494	1:45.185	80.0	5:45.609

**83** **Iron Lynx** Ferrari 488 GTE Evo  
 1. Manuela GOSTNER 3. Rahel FREY LMGT E  
 2. Michelle GATTING

1	3	2:48.277	1:17.855	31.508	58.914	262.1	2:48.277
2	3	3:35.791	34.111	1:16.855	1:44.825	80.2	6:24.068
3	3	2:21.818	57.307	32.415	52.096	243.2	8:45.886
4	3	1:55.469	33.779	30.488	51.202	268.7	10:41.355
5	3	2:01.463 B	33.651	30.430	57.382	266.7	12:42.818
6	3	5:41.053	4:12.508	34.375	54.170	240.5	18:23.871
7	3	2:00.568	34.466	31.899	54.203	257.1	20:24.439
8	3	1:53.823	33.549	30.192	50.082	270.7	22:18.262
9	3	<b>1:53.332</b>	<b>33.255</b>	30.175	<b>49.902</b>	270.7	24:11.594
10	3	1:53.648	33.294	<b>30.130</b>	50.224	270.7	26:05.242
11	3	2:00.966 B	33.259	30.180	57.527	271.4	28:06.208
12	3	4:18.931	2:57.527	30.486	50.918	270.0	32:25.139
13	3	1:54.133	33.471	30.308	50.354	269.3	34:19.272
14	3	1:54.352	33.318	30.369	50.665	268.7	36:13.624
15	3	1:54.538	33.629	30.383	50.526	266.0	38:08.162
16	3	2:02.819 B	33.926	30.474	58.419	267.3	40:10.981



**EUROPEAN LE MANS SERIES**  
Le Castellet 240  
Free Practice 1

Sector Analysis

Lap	D	Time	Sector 1	Sector 2	Sector 3	T. Spd	Elapsed	Lap	D	Time	Sector 1	Sector 2	Sector 3	T. Spd	Elapsed
17	2	3:40.223	2:17.175	30.835	52.213	266.7	43:51.204	29	2	1:55.110	33.776	30.309	51.025	272.0	1:07:16.194
18	2	1:56.637	34.179	30.810	51.648	268.0	45:47.841	30	2	1:54.887	33.399	30.336	51.152	270.7	1:09:11.081
19	2	1:55.688	33.862	30.527	51.299	268.7	47:43.529	31	2	1:55.386	33.751	30.498	51.137	270.0	1:11:06.467
20	2	1:55.514	33.758	30.531	51.225	267.3	49:39.043	32	2	1:54.748	33.562	30.300	50.886	270.7	1:13:01.215
21	2	2:02.860 <b>B</b>	33.780	30.678	58.402	268.0	51:41.903	33	2	1:54.729	33.367	30.243	51.119	272.7	1:14:55.944
22	2	6:09.599	4:46.141	30.917	52.541	265.4	57:51.502	34	2	1:54.614	33.446	30.292	50.876	271.4	1:16:50.558
23	2	1:57.353	34.264	30.730	52.359	268.0	59:48.855	35	2	1:54.829	33.450	30.336	51.043	270.0	1:18:45.387
24	2	1:55.718	33.679	30.610	51.429	266.7	1:01:44.573	36	2	1:55.385	33.875	30.324	51.186	270.7	1:20:40.772
25	2	1:57.654	34.248	31.242	52.164	266.7	1:03:42.227	37	2	1:54.915	33.623	30.260	51.032	271.4	1:22:35.687
26	2	1:55.549	33.799	30.716	51.034	266.7	1:05:37.776	38	2	1:54.831	33.506	30.261	51.064	271.4	1:24:30.518
27	2	2:03.534 <b>B</b>	34.085	30.782	58.667	266.7	1:07:41.310	39	2	1:54.866	33.422	30.226	51.218	272.0	1:26:25.384
28	1	4:18.439	2:52.887	31.527	54.025	265.4	1:11:59.749	40	2	2:14.021 <b>B</b>	33.686	38.259	1:02.076	186.2	1:28:39.405
29	1	1:58.876	34.721	31.147	53.008	266.0	1:13:58.625								
30	1	1:59.257	34.596	31.131	53.530	267.3	1:15:57.882								
31	1	1:59.372	34.569	31.217	53.586	266.7	1:17:57.254								
32	1	1:59.575	34.454	31.030	54.091	266.0	1:19:56.829								
33	1	1:58.131	34.567	30.843	52.721	266.7	1:21:54.960								
34	1	1:58.897	34.527	30.965	53.405	266.7	1:23:53.857								
35	1	1:57.309	34.302	30.815	52.192	267.3	1:25:51.166								
36	1	1:58.181	34.307	31.158	52.716	266.0	1:27:49.347								
37	1	1:57.601	34.237	30.879	52.485	268.0	1:29:46.948								
38	1	1:57.222	34.143	30.940	52.139	266.7	1:31:44.170								

93		Proton Competition		Porsche 911 RSR			
		1. Michael FASSBENDER		3. Richard LIETZ			
		2. Felipe LASER		LMGTE			
1	3	2:52.449	1:21.286	33.423	57.740	257.1	2:52.449
2	3	3:35.666 <b>B</b>	33.208	1:17.271	1:45.187	80.0	6:28.115
3	3	3:39.314	2:16.696	30.665	51.953	252.3	10:07.429
4	3	1:53.292	33.202	30.137	49.953	271.4	12:00.721
5	3	1:53.399	33.074	30.122	50.203	271.4	13:54.120
6	3	1:53.622	33.214	30.221	50.187	272.0	15:47.742
7	3	1:53.803	33.183	30.227	50.393	272.0	17:41.545
8	3	1:53.958	33.142	30.317	50.499	270.0	19:35.503
9	3	1:54.129	33.261	30.295	50.573	270.0	21:29.632
10	3	1:54.779	33.773	30.422	50.584	270.7	23:24.411
11	3	2:00.623 <b>B</b>	33.390	30.266	56.967	270.7	25:25.034
12	1	3:25.910	2:03.019	30.600	52.291	272.7	28:50.944
13	1	1:58.412	35.337	30.938	52.137	270.0	30:49.356
14	1	1:56.292	33.957	30.463	51.872	270.7	32:45.648
15	1	1:56.235	33.989	30.441	51.805	270.0	34:41.883
16	1	1:55.912	33.805	30.507	51.600	270.7	36:37.795
17	1	1:56.295	34.187	30.409	51.699	269.3	38:34.090
18	1	1:57.859	35.486	30.584	51.789	270.0	40:31.949
19	1	1:56.813	34.026	30.678	52.109	267.3	42:28.762
20	1	2:04.766 <b>B</b>	34.796	30.495	59.475	269.3	44:33.528
21	1	5:32.856	4:10.529	30.615	51.712	267.3	50:06.384
22	1	1:57.154	35.091	30.580	51.483	268.7	52:03.538
23	1	1:56.145	33.704	30.431	52.010	272.0	53:59.683
24	1	1:56.846	33.944	30.443	52.459	268.7	55:56.529
25	1	1:57.094	34.792	30.449	51.853	270.0	57:53.623
26	1	1:55.782	33.899	30.215	51.668	272.0	59:49.405
27	1	2:02.806 <b>B</b>	33.931	30.289	58.586	272.0	1:01:52.211
28	2	3:28.873	2:06.484	30.458	51.931	270.0	1:05:21.084