

EUROPEAN LE MANS SERIES

Le Castellet 240

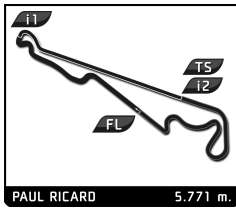
Free Practice 2

Sector Analysis

PAUL RICARD 5.771 m.

Lap under Red Flag Invalidated Lap Personal Best Session Best B Crossing the pit lane

Lap	D	Time	Sector 1	Sector 2	Sector 3	T. Spd	Elapsed	Lap	D	Time	Sector 1	Sector 2	Sector 3	T. Spd	Elapsed	
7	Nielsen Racing 1. Anthony WELLS 2. Colin NOBLE <small>Duqueine M30 □ D08 - Nissan LMP3</small>							40	2	1:51.163	32.767	29.346	49.050	279.1	1:28:34.348	
	41	2	1:59.407	B	32.608	29.181	57.618	282.7	1:30:33.755							
	1	1	2:22.719	55.082	32.270	55.367	269.3	2:22.719								
	2	1	2:00.734	36.314	30.861	53.559	271.4	4:23.453								
	3	1	1:57.936	35.491	30.085	52.360	272.0	6:21.389								
	4	1	4:42.082	B	34.740	30.108	3:37.234	11:03.471								
	5	2	2:10.629	49.681	29.846	51.102	271.4	13:14.100								
	6	2	1:53.731	33.213	29.622	50.896	276.2	15:07.831								
	7	2	1:54.328	34.725	29.516	50.087	278.4	17:02.159								
8	2	1:51.408	32.725	29.483	49.200	274.1	18:53.567									
8	Realteam Racing 1. Esteban GARCIA 2. David DROUX <small>Ligier JS P320 - Nissan LMP3</small>							Ligier JS P320 - Nissan LMP3	42	2	1:51.163	32.767	29.346	49.050	279.1	1:28:34.348
	41	2	1:59.407	B	32.608	29.181	57.618		282.7	1:30:33.755						
	1	2	2:29.096	B	57.002	30.981	1:01.113		273.4	2:29.096						
	2	2	4:15.627	2:54.754	29.618	51.255	276.9		6:44.723							
	3	2	1:52.511	32.987	29.555	49.969	275.5		8:37.234							
	4	2	1:56.220	35.098	29.545	51.577	275.5		10:33.454							
	5	2	1:51.585	32.926	29.332	49.327	278.4		12:25.039							
	6	2	1:51.295	32.701	29.393	49.201	277.6		14:16.334							
	7	2	1:51.354	32.596	29.393	49.365	276.9		16:07.688							
	8	2	2:01.201	B	33.873	29.408	57.920		276.9	18:08.889						
	9	1	4:36.259	3:11.700	30.694	53.865	275.5		22:45.148							
	10	1	2:11.822	B	35.425	30.222	1:06.175		276.2	24:56.970						
	11	1	4:24.575	2:59.447	31.742	53.386	276.9		29:21.545							
	12	1	1:59.911	35.824	30.286	53.801	274.8		31:21.456							
	13	1	1:56.838	34.782	30.191	51.865	273.4		33:18.294							
	14	1	2:00.986	34.941	33.020	53.025	273.4		35:19.280							
	15	1	2:03.480	B	34.846	29.921	58.713		277.6	37:22.760						
	16	1	3:31.668	2:08.780	30.185	52.703	275.5		40:54.428							
	17	1	1:59.667	34.892	30.510	54.265	269.3		42:54.095							
	18	1	1:57.049	34.820	30.324	51.905	274.1		44:51.144							
	19	1	1:55.430	34.290	30.060	51.080	275.5		46:46.574							
	20	1	1:56.692	34.266	30.031	52.395	275.5		48:43.266							
	21	1	1:55.186	34.027	29.929	51.230	276.2		50:38.452							
	22	1	1:57.425	34.870	29.888	52.667	279.1		52:35.877							
	23	1	1:56.122	34.723	30.199	51.200	278.4		54:31.999							
	24	1	1:54.684	34.103	29.860	50.721	279.1		56:26.683							
	25	1	1:54.241	33.983	30.003	50.255	275.5		58:20.924							
	26	1	1:54.225	33.914	29.829	50.482	275.5		1:00:15.149							
	27	1	1:56.044	33.702	29.909	52.433	276.2		1:02:11.193							
	28	1	1:58.218	34.038	29.810	54.370	276.2		1:04:09.411							
	29	1	1:54.798	34.444	29.877	50.477	275.5		1:06:04.209							
	30	1	2:04.409	B	36.859	30.013	57.537		274.8	1:08:08.618						
31	2	3:33.367	2:13.392	29.501	50.474	277.6	1:11:41.985									
32	2	1:52.577	33.202	29.461	49.914	277.6	1:13:34.562									
33	2	1:51.821	32.888	29.434	49.499	276.9	1:15:26.383									
34	2	1:53.574	32.886	29.406	51.282	279.1	1:17:19.957									
35	2	1:54.507	34.129	29.470	50.908	277.6	1:19:14.464									
36	2	1:52.063	32.791	29.445	49.827	279.1	1:21:06.527									
37	2	1:52.402	32.916	29.477	50.009	278.4	1:22:58.929									
38	2	1:52.251	32.837	29.362	50.052	278.4	1:24:51.180									
39	2	1:52.005	32.862	29.403	49.740	279.1	1:26:43.185									
9	Graff 1. Vincent CAPILLAIRE 2. Arnold ROBIN <small>Ligier JS P320 - Nissan LMP3</small>							Ligier JS P320 - Nissan LMP3	40	2	1:51.163	32.767	29.346	49.050	279.1	1:28:34.348
	41	2	1:59.407	B	32.608	29.181	57.618		282.7	1:30:33.755						
	1	2	2:49.000	1:25.357	30.661	52.982	265.4		2:49.000							
	2	2	1:57.370	35.119	30.074	52.177	270.7		4:46.370							
	3	2	1:59.140	35.346	31.665	52.129	268.0		6:45.510							
	4	2	1:59.065	34.331	29.917	54.817	269.3		8:44.575							
	5	2	2:04.638	B	34.181	29.906	1:00.551		271.4	10:49.213						
	6	3	4:18.451	2:55.863	30.102	52.486	269.3		15:07.664							
	7	3	1:57.141	35.643	29.943	51.555	274.1		17:04.805							
	8	3	1:54.954	33.722	30.007	51.225	268.7		18:59.759							
	9	3	1:54.573	33.681	29.863	51.029	272.0		20:54.332							
	10	3	1:57.172	33.847	29.709	53.616	273.4		22:51.504							
11	3	2:08.018	B	33.766	29.706	1:04.546	276.9	24:59.522								
12	1	4:18.409	2:56.770	30.630	51.009	272.7	29:17.931									
13	1	1:53.199	33.489	29.746	49.964	270.7	31:11.130									
14	1	1:53.164	33.377	29.819	49.968	271.4	33:04.294									
15	1	1:52.614	33.058	29.652	49.904	272.0	34:56.908									
16	1	1:52.951	33.310	29.673	49.968	272.0	36:49.859									
17	1	1:54.543	33.454	29.588	51.501	274.1	38:44.402									
18	1	1:52.813	33.148	29.748	49.917	274.1	40:37.215									
19	1	2:01.534	B	33.480	29.574	58.480	272.0	42:38.749								
20	1	5:01.729	3:41.549	29.986	50.194	271.4	47:40.478									
21	1	1:55.845	33.755	30.031	52.059	267.3	49:36.323									
22	1	1:52.879	33.170	29.782	49.927	270.0	51:29.202									
23	1	2:05.121	B	34.736	32.423	57.962	268.7	53:34.323								
24	2	4:30.038	3:06.267	30.564	53.207	268.7	58:04.361									
25	2	1:55.949	34.566	30.104	51.279	268.0	1:00:00.310									
26	2	1:55.843	34.921	30.022	50.900	270.0	1:01:56.153									
27	2	1:54.629	33.778	30.000	50.851	268.7	1:03:50.782									
28	2	1:54.726	33.940	29.847	50.939	269.3	1:05:45.508									
29	2	2:02.290	B	34.116	29.872	58.302	270.0	1:07:47.798								
30	3	4:19.468	2:57.297	29.985	52.186	268.0	1:12:07.266									
31	3	1:55.184	34.054	29.955	51.175	269.3	1:14:02.450									
32	3	1:54.440	33.742	29.897	50.801	271.4	1:15:56.890									
33	3	1:54.003	33.414	29.769	50.820	270.0	1:17:50.893									
34	3	2:00.972	B	33.422	29.796	57.754	270.0	1:19:51.865								
10	Nielsen Racing 1. Rob HODES 2. Garrett GRIST <small>Duqueine M30 □ D08 - Nissan LMP3</small>							Duqueine M30 □ D08 - Nissan LMP3	40	2	1:51.163	32.767	29.346	49.050	279.1	1:28:34.348
	41	2	1:59.407	B	32.608	29.181	57.618		282.7	1:30:33.755						
	1	1	4:39.320	3:10.843	33.233	55.244	264.1		4:39.320							
	2	1	1:59.065	35.666	30.303	53.096	271.4		6:38.385							
	3	1	1:57.171	34.468	30.275	52.428	270.0		8:35.556							
	4	1	4:24.072	B	37.739	30.581	3:15.752		271.4	12:59.628						
	5	2	2:12.527	50.509	30.191	51.827	271.4		15:12.155							
	6	2	1:55.480	33.763	29.733	51.984	275.5		17:07.635							
	7	2	1:53.676	33.527	29.640	50.509	274.1		19:01.311							
	8	2	1:54.568	33.968	29.581	51.019	274.8		20:55.879							
	9	2	1:55.155	33.671	29.422	52.062	278.4		22:51.034							
10	2	1:53.587	33.516	29.523	50.548	276.9	24:44.621									
11	2	4:09.038	B	33.965	29.537	3:05.536	276.9	28:53.659								



EUROPEAN LE MANS SERIES

Le Castellet 240

Free Practice 2

Sector Analysis

Lap under Red Flag Invalidated Lap Personal Best Session Best Crossing the pit lane

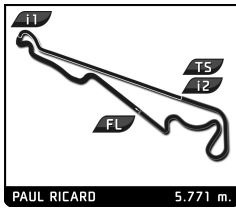
Lap	D	Time	Sector 1	Sector 2	Sector 3	T. Spd	Elapsed	Lap	D	Time	Sector 1	Sector 2	Sector 3	T. Spd	Elapsed
12	3	2:13.222	50.742	30.294	52.186	272.7	31:06.881	2	2	2:00.909	35.215	30.339	55.355	270.7	4:40.495
13	3	1:54.896	33.815	29.962	51.119	273.4	33:01.777	3	2	1:58.225	34.950	30.051	53.224	275.5	6:38.720
14	3	1:57.654	33.488	29.882	54.284	273.4	34:59.431	4	2	1:57.389	34.537	30.036	52.816	273.4	8:36.109
15	3	1:54.056	33.639	29.834	50.583	278.4	36:53.487	5	2	4:10.947 B	34.708	29.973	3:06.266	269.3	12:47.056
16	3	1:53.990	33.496	29.705	50.789	276.2	38:47.477	6	1	2:10.543	49.545	30.143	50.855	270.7	14:57.599
17	3	1:54.757	34.725	29.764	50.268	276.2	40:42.234	7	1	1:53.433	33.393	29.903	50.137	271.4	16:51.032
18	3	1:53.610	33.250	29.724	50.636	274.8	42:35.844	8	1	1:52.512	33.060	29.699	49.753	272.7	18:43.544
19	3	1:54.359	33.343	29.773	51.243	273.4	44:30.203	9	1	2:01.208	41.381	29.681	50.146	272.0	20:44.752
20	3	1:53.325	33.352	29.703	50.270	275.5	46:23.528	10	1	14:34.955 B	33.444	29.786	...	273.4	35:19.707
21	3	1:53.449	33.323	29.622	50.504	276.2	48:16.977	11	1	2:43.490	55.202	43.914	1:04.374	166.4	38:03.197
								12	1	2:28.567	43.116	42.737	1:02.714	147.9	40:31.764
								13	1	2:17.789	41.233	39.125	57.431	188.8	42:49.553
								14	1	2:07.181	37.288	36.906	52.987	223.6	44:56.734
								15	1	22:52.163 B	34.413	31.096	...	248.3	1:07:48.897
								16	1	2:16.109	54.799	30.286	51.024	266.7	1:10:05.006
								17	1	1:53.749	33.480	30.038	50.231	267.3	1:11:58.755
								18	1	1:54.110	34.224	29.976	49.910	270.7	1:13:52.865
								19	1	10:07.443 B	33.206	29.691	9:04.546	274.1	1:24:00.308
								20	1	2:11.239	50.864	29.987	50.388	269.3	1:26:11.547
								21	1	1:53.116	33.175	29.854	50.087	271.4	1:28:04.663
								22	1	1:56.239	34.476	30.010	51.753	269.3	1:30:00.902

11 Eurointernational		Ligier JS P320 - Nissan					
1.Niko KARI		3.Jacopo BARATTO					
2.Nicolas MAULINI		LMP3					
1	2	2:37.098 B	1:01.078	30.577	1:05.443	270.7	2:37.098
2	2	19:12.427	...	30.040	52.825	272.7	21:49.525
3	2	1:55.351	34.017	29.778	51.556	273.4	23:44.876
4	2	1:54.176	33.968	29.797	50.411	274.1	25:39.052
5	2	1:57.476	36.223	29.807	51.446	273.4	27:36.528
6	2	1:53.191	33.287	29.621	50.283	274.1	29:29.719
7	2	1:55.441	33.420	29.442	52.579	278.4	31:25.160
8	2	1:53.344	33.531	29.512	50.301	274.8	33:18.504
9	2	1:56.818	34.831	29.970	52.017	276.9	35:15.322
10	2	1:54.698	33.311	29.494	51.893	276.2	37:10.020
11	2	1:53.048	33.596	29.617	49.835	275.5	39:03.068
12	2	1:53.335	32.966	29.527	50.842	275.5	40:56.403
13	2	2:05.682 B	33.239	29.887	1:02.556	275.5	43:02.085
14	3	3:50.790	2:30.294	29.813	50.683	273.4	46:52.875
15	3	1:52.784	33.310	29.603	49.871	277.6	48:45.659
16	3	1:52.707	33.181	29.649	49.877	275.5	50:38.366
17	3	1:52.360	33.251	29.614	49.495	276.2	52:30.726
18	3	1:52.723	33.139	30.168	49.416	274.8	54:23.449
19	3	1:52.086	33.186	29.564	49.336	275.5	56:15.535
20	3	1:51.742	32.916	29.445	49.381	277.6	58:07.277
21	3	1:54.110	34.712	29.503	49.895	277.6	1:00:01.387
22	3	1:52.287	33.328	29.553	49.406	273.4	1:01:53.674
23	3	1:51.753	32.992	29.568	49.193	274.1	1:03:45.427
24	3	1:59.565 B	33.662	29.875	56.028	273.4	1:05:44.992
25	1	3:28.255	2:09.284	29.991	48.980	272.0	1:09:13.247
26	1	1:51.222	32.717	29.604	48.901	276.9	1:11:04.469
27	1	1:51.814	32.872	29.526	49.416	276.2	1:12:56.283
28	1	1:51.492	32.705	29.546	49.241	276.2	1:14:47.775
29	1	1:51.348	32.947	29.528	48.873	274.8	1:16:39.123
30	1	1:51.286	32.852	29.451	48.983	277.6	1:18:30.409
31	1	1:51.221	32.965	29.423	48.833	276.9	1:20:21.630
32	1	1:52.270	33.569	29.637	49.064	275.5	1:22:13.900
33	1	1:51.861	33.194	29.624	49.043	274.1	1:24:05.761
34	1	1:51.180	32.744	29.509	48.927	275.5	1:25:56.941
35	1	1:51.263	32.813	29.437	49.013	276.9	1:27:48.204
36	1	2:00.677 B	34.611	29.521	56.545	278.4	1:29:48.881

13 Inter Europool Competition		Ligier JS P320 - Nissan					
1.Nigel MOORE		LMP3					
2.Martin HIPPE							
1	2	2:39.586	1:11.424	32.085	56.077	266.0	2:39.586

15 RLR MSport		Ligier JS P320 - Nissan					
1.Malthe JAKOBSEN		3.Robert MEGENNIS					
2.James DAYSON		LMP3					
1	1	2:21.293	55.441	31.881	53.971	268.0	2:21.293
2	1	1:53.484	33.236	29.567	50.681	272.0	4:14.777
3	1	1:51.730	32.718	29.434	49.578	274.1	6:06.507
4	1	1:52.085	32.631	29.367	50.087	274.1	7:58.592
5	1	1:52.437	33.461	29.417	49.559	273.4	9:51.029
6	1	1:51.286	32.485	29.468	49.333	272.0	11:42.315
7	1	2:00.377 B	33.766	29.771	56.840	274.1	13:42.692
8	3	18:25.304	...	30.341	51.905	270.7	32:07.996
9	3	1:53.886	33.568	29.961	50.357	270.7	34:01.882
10	3	1:55.722	33.005	29.904	52.813	270.7	35:57.604
11	3	1:53.330	32.929	29.729	50.672	273.4	37:50.934
12	3	1:59.986 B	32.963	29.819	57.204	274.1	39:50.920
13	2	4:25.093	3:01.040	31.439	52.614	272.7	44:16.013
14	2	1:57.948	34.376	30.698	52.874	269.3	46:13.961
15	2	1:59.283	36.210	30.406	52.667	268.0	48:13.244
16	2	1:57.132	34.360	30.538	52.234	267.3	50:10.376
17	2	2:04.552 B	34.604	30.228	59.720	270.7	52:14.928
18	1	4:30.160	3:08.271	30.335	51.554	268.7	56:45.088
19	1	2:02.730 B	33.944	30.066	58.720	273.4	58:47.818

20 High Class Racing		Oreca 07 - Gibson					
1.Anders FJORBACH		LMP2					
2.Dennis ANDERSEN							
1	2	2:50.625	1:33.716	28.133	48.776	299.2	2:50.625
2	2	1:49.972	32.510	27.356	50.106	301.7	4:40.597
3	2	1:49.587	33.166	27.753	48.668	300.8	6:30.184
4	2	1:50.054	32.386	27.800	49.868	304.2	8:20.238
5	2	1:49.538	32.215	27.761	49.562	301.7	10:09.776
6	2	1:47.788	32.107	27.580	48.101	301.7	11:57.564
7	2	1:46.616	31.631	27.305	47.680	302.5	13:44.180



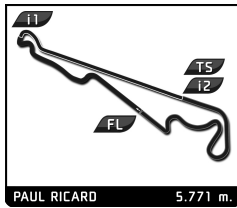
EUROPEAN LE MANS SERIES

Le Castellet 240

Free Practice 2

Sector Analysis

Lap under Red Flag														Invalidated Lap	Personal Best	Session Best	B Crossing the pit lane
Lap	D	Time	Sector 1	Sector 2	Sector 3	T. Spd	Elapsed	Lap	D	Time	Sector 1	Sector 2	Sector 3	T. Spd	Elapsed		
8	2	1:46.806	31.622	27.259	47.925	304.2	15:30.986	23	3	1:44.187	30.877	27.140	46.170	303.4	55:54.126		
9	2	1:48.519	32.007	28.499	48.013	283.5	17:19.505	24	3	1:43.876	30.767	27.017	46.092	303.4	57:38.002		
10	2	1:49.468	32.131	27.485	49.852	305.9	19:08.973	25	3	1:45.410	30.753	26.937	47.720	305.1	59:23.412		
11	2	1:46.746	31.437	27.294	48.015	300.0	20:55.719	26	3	1:45.996	31.647	28.326	46.023	305.9	1:01:09.408		
12	2	1:46.431	31.859	27.387	47.185	304.2	22:42.150	27	3	1:43.522	30.702	26.952	45.868	305.9	1:02:52.930		
13	2	1:44.749	31.231	27.052	46.466	309.5	24:26.899	28	3	2:49.956 B	30.867	26.937	1:52.152	305.1	1:05:42.886		
14	2	1:44.495	31.028	27.030	46.437	306.8	26:11.394	29	1	2:19.381	1:02.209	28.140	49.032	301.7	1:08:02.267		
15	2	1:46.142	31.276	27.329	47.537	308.6	27:57.536	30	1	1:45.924	31.268	27.382	47.274	300.0	1:09:48.191		
16	2	2:36.323	1:20.040	27.972	48.311	303.4	30:33.859	31	1	1:47.435	31.836	27.587	48.012	299.2	1:11:35.626		
17	2	1:48.130	31.902	28.586	47.642	304.2	32:21.989	32	1	1:46.376	31.787	27.682	46.907	300.8	1:13:22.002		
18	2	1:46.950	31.410	27.240	48.300	298.3	34:08.939	33	1	1:45.228	31.415	27.316	46.497	301.7	1:15:07.230		
19	2	1:54.579 B	31.574	27.153	55.852	305.1	36:03.518	34	1	1:44.763	31.281	27.138	46.344	306.8	1:16:51.993		
20	1	6:17.821	5:01.783	27.243	48.795	301.7	42:21.339	35	1	1:45.386	31.182	27.723	46.481	303.4	1:18:37.379		
21	1	1:48.070	32.537	28.029	47.504	300.8	44:09.409	36	1	1:45.546	31.373	27.209	46.964	306.8	1:20:22.925		
22	1	1:47.993	32.166	27.076	48.751	304.2	45:57.402	37	1	1:45.801	31.554	27.180	47.067	305.1	1:22:08.726		
23	1	1:45.659	31.153	27.601	46.905	305.9	47:43.061	38	1	1:44.770	30.904	27.005	46.861	304.2	1:23:53.496		
24	1	1:57.609 B	32.242	29.207	56.160	305.1	49:40.670	39	1	2:43.183 B	31.598	27.866	1:43.719	304.2	1:26:36.679		
25	1	11:32.736	...	27.801	49.040	301.7	1:01:13.406	40	2	2:01.157	47.552	27.381	46.224	295.1	1:28:37.836		
26	1	1:47.021	30.956	27.311	48.754	303.4	1:03:00.427	41	2	1:43.806	30.527	26.988	46.291	307.7	1:30:21.642		
27	1	1:44.995	31.136	27.131	46.728	303.4	1:04:45.422	22 United Autosports 1. Philip HANSON 2. Filipe ALBUQUERQUE Oreca 07 - Gibson LMP2									
28	1	1:46.846	30.985	26.966	48.895	305.9	1:06:32.268	1	2	3:26.048	2:08.623	27.716	49.709	304.2	3:26.048		
29	1	1:54.735 B	31.146	27.009	56.580	305.1	1:08:27.003	2	2	1:43.757	30.757	26.993	46.007	303.4	5:09.805		
30	1	5:09.419	3:53.804	27.143	48.472	302.5	1:13:36.422	3	2	1:42.479	30.351	26.827	45.301	305.1	6:52.284		
31	1	1:46.278	32.235	27.263	46.780	306.8	1:15:22.700	4	2	2:51.641 B	32.372	27.452	1:51.817	305.9	9:43.925		
32	1	1:43.760	30.802	26.849	46.109	306.8	1:17:06.460	5	2	2:02.423	47.355	27.095	47.973	304.2	11:46.348		
33	1	1:43.575	30.627	26.886	46.062	311.2	1:18:50.035	6	2	1:43.643	30.341	27.666	45.636	305.1	13:29.991		
34	1	1:44.357	30.558	27.367	46.432	305.1	1:20:34.392	7	2	6:34.143 B	30.379	27.066	5:36.698	304.2	20:04.134		
35	1	1:53.117 B	30.685	27.959	54.473	305.1	1:22:27.509	8	2	2:12.963	49.147	27.244	56.572	305.1	22:17.097		
21 DragonSpeed 1. Memo ROJAS 2. Ben HANLEY 3. Timothé BURET Oreca 07 - Gibson LMP2																	
1	2	1:53.301	38.641	28.188	46.472	296.7	1:53.301	9	2	1:45.094	30.039	26.740	48.315	306.8	24:02.191		
2	2	1:43.506	30.557	26.972	45.977	300.0	3:36.807	10	2	1:41.464	29.972	26.777	44.715	306.8	25:43.655		
3	2	1:42.463	30.264	26.955	45.244	303.4	5:19.270	11	2	1:41.580	30.077	26.660	44.843	306.8	27:25.235		
4	2	4:46.199 B	30.198	26.874	3:49.127	304.2	10:05.469	12	2	4:25.397 B	31.442	28.641	3:25.314	300.8	31:50.632		
5	2	2:00.091	47.229	27.141	45.721	300.8	12:05.560	13	1	2:03.186	48.908	27.294	46.984	305.1	33:53.818		
6	2	1:43.040	30.494	27.120	45.426	301.7	13:48.600	14	1	1:46.333	31.165	27.612	47.556	301.7	35:40.151		
7	2	1:44.188	30.857	27.907	45.424	302.5	15:32.788	15	1	1:46.198	31.109	27.408	47.681	307.7	37:26.349		
8	2	8:04.849 B	30.731	27.904	7:06.214	300.0	23:37.637	16	1	1:43.384	30.738	27.013	45.633	306.8	39:09.733		
9	2	1:59.850	47.297	27.058	45.495	303.4	25:37.487	17	1	1:45.579	31.290	26.922	47.367	303.4	40:55.312		
10	2	1:42.290	30.086	27.461	44.743	300.8	27:19.777	18	1	1:46.584	32.250	27.075	47.259	305.1	42:41.896		
11	2	4:11.248 B	33.414	27.564	3:10.270	304.2	31:31.025	19	1	1:43.456	30.452	26.960	46.044	306.8	44:25.352		
12	2	1:59.457	46.849	27.192	45.416	302.5	33:30.482	20	1	4:26.285 B	31.276	28.120	3:26.889	303.4	48:51.637		
13	2	1:44.597	31.198	26.880	46.519	305.1	35:15.079	21	1	2:00.900	47.954	27.303	45.643	300.8	50:52.537		
14	2	1:41.786	30.211	26.773	44.802	305.1	36:56.865	22	1	1:43.157	30.408	26.886	45.863	305.9	52:35.694		
15	2	4:20.117 B	31.032	27.338	3:21.747	305.1	41:16.982	23	1	1:43.549	31.050	27.083	45.416	307.7	54:19.243		
16	3	2:07.825	51.274	27.658	48.893	303.4	43:24.807	24	1	1:45.161	30.603	26.821	47.737	308.6	56:04.404		
17	3	1:46.774	32.231	27.386	47.157	300.0	45:11.581	25	1	1:44.852	30.662	27.050	47.140	301.7	57:49.256		
18	3	1:58.556	31.655	27.912	58.989	300.0	47:10.137	26	1	1:42.639	30.394	27.041	45.204	304.2	59:31.895		
19	3	1:44.249	30.777	27.108	46.364	302.5	48:54.386	27	1	1:46.650	30.502	26.968	49.180	307.7	1:01:18.545		
20	3	1:44.271	30.871	27.043	46.357	302.5	50:38.657	28	1	1:45.377	30.691	27.089	47.597	304.2	1:03:03.922		
21	3	1:44.652	30.774	26.984	46.894	304.2	52:23.309	29	1	1:46.961	32.061	27.067	47.833	305.9	1:04:50.883		
22	3	1:46.630	31.061	27.101	48.468	304.2	54:09.939	30	1	1:46.449	31.393	27.108	47.948	306.8	1:06:37.332		
								31	1	2:04.625	33.761	32.173	58.691	262.8	1:08:41.957		



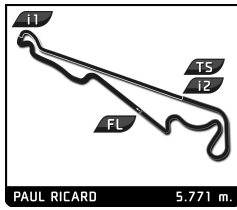
EUROPEAN LE MANS SERIES

Le Castellet 240

Free Practice 2

Sector Analysis

Lap under Red Flag											Invalidated Lap	Personal Best	Session Best	B Crossing the pit lane	
Lap	D	Time	Sector 1	Sector 2	Sector 3	T. Spd	Elapsed	Lap	D	Time	Sector 1	Sector 2	Sector 3	T. Spd	Elapsed
<div style="display: flex; justify-content: space-between;"> <div style="border: 1px solid black; padding: 5px;"> <p>24 Algarve Pro Racing 1.Henning ENGQUIST 2.Loïc DUVAL</p> </div> <div style="text-align: right;"> <p>Oreca 07 - Gibson LMP2 3.Jon LANCASTER</p> </div> </div>															
32	1	1:42.768	30.275	26.935	45.558	304.2	1:10:24.725								
33	1	1:44.819	30.636	27.539	46.644	306.8	1:12:09.544								
34	1	1:43.675	30.921	26.944	45.810	306.8	1:13:53.219								
35	1	1:43.432	31.452	26.897	45.083	305.9	1:15:36.651								
36	1	3:51.947	B 30.562	26.777	2:54.608	305.9	1:19:28.598								
37	2	2:02.750	48.452	27.076	47.222	305.1	1:21:31.348								
38	2	1:42.237	30.248	26.957	45.032	307.7	1:23:13.585								
39	2	3:54.259	B 30.796	26.780	2:56.683	316.7	1:27:07.844								
40	2	2:10.300	47.210	27.051	56.039	304.2	1:29:18.144								
41	2	1:42.747	29.926	26.777	46.044	305.9	1:31:00.891								
<div style="display: flex; justify-content: space-between;"> <div style="border: 1px solid black; padding: 5px;"> <p>25 Algarve Pro Racing 1.John FALB 2.Simon TRUMMER</p> </div> <div style="text-align: right;"> <p>Oreca 07 - Gibson LMP2 3.Gabriel AUBRY</p> </div> </div>															
1	2	3:16.922	1:53.436	29.796	53.690	272.7	3:16.922								
2	2	1:46.296	31.454	27.277	47.565	300.8	5:03.218								
3	2	1:48.105	30.957	27.031	50.117	301.7	6:51.323								
4	2	1:51.203	33.014	28.365	49.824	295.1	8:42.526								
5	2	1:49.632	31.669	28.537	49.426	299.2	10:32.158								
6	2	1:43.107	30.682	26.940	45.485	300.0	12:15.265								
7	2	3:04.164	B 31.660	26.934	2:05.570	302.5	15:19.429								
8	1	2:05.120	49.059	27.577	48.484	300.0	17:24.549								
9	1	1:46.821	31.574	27.505	47.742	300.0	19:11.370								
10	1	1:48.167	32.420	27.675	48.072	302.5	20:59.537								
11	1	1:48.127	31.421	27.250	49.456	303.4	22:47.664								
12	1	1:46.543	32.244	27.457	46.842	301.7	24:34.207								
13	1	1:46.493	32.416	27.307	46.770	302.5	26:20.700								
14	1	1:44.665	31.029	27.201	46.435	302.5	28:05.365								
15	1	1:45.159	31.196	27.385	46.578	301.7	29:50.524								
16	1	1:45.175	31.485	27.277	46.413	302.5	31:35.699								
17	1	1:47.263	31.378	27.161	48.724	304.2	33:22.962								
18	1	1:48.226	31.326	29.033	47.867	304.2	35:11.188								
19	1	1:44.910	31.273	27.264	46.373	301.7	36:56.098								
20	1	1:47.787	31.344	27.904	48.539	284.2	38:43.885								
21	1	3:05.352	B 31.217	27.345	2:06.790	302.5	41:49.237								
22	3	2:01.676	48.087	27.105	46.484	300.8	43:50.913								
23	3	1:46.464	31.453	27.110	47.901	302.5	45:37.377								
24	3	1:46.111	31.079	27.212	47.820	303.4	47:23.488								
25	3	1:46.000	32.486	27.305	46.209	301.7	49:09.488								
26	3	1:44.013	30.948	27.091	45.974	305.9	50:53.501								
27	3	1:43.551	31.022	26.974	45.555	305.9	52:37.052								
28	3	1:50.084	32.215	26.974	50.895	304.2	54:27.136								
29	3	1:43.484	30.968	27.075	45.441	304.2	56:10.620								
30	3	1:46.025	32.260	27.685	46.080	303.4	57:56.645								
31	3	1:44.324	31.112	27.408	45.804	304.2	59:40.969								
32	3	1:43.578	30.769	27.041	45.768	302.5	1:01:24.547								
33	3	1:43.526	30.883	27.013	45.630	304.2	1:03:08.073								
34	3	1:44.305	31.075	27.298	45.932	303.4	1:04:52.378								
35	3	2:43.191	B 31.436	27.095	1:44.660	304.2	1:07:35.569								
36	2	2:05.913	49.656	27.488	48.769	301.7	1:09:41.482								
37	2	1:44.969	31.118	27.264	46.587	306.8	1:11:26.451								
38	2	1:43.876	30.691	27.139	46.046	305.1	1:13:10.327								
39	2	1:44.020	30.530	27.081	46.409	305.1	1:14:54.347								
40	2	1:45.003	30.956	28.091	45.956	302.5	1:16:39.350								
41	2	1:45.556	30.680	27.140	47.736	302.5	1:18:24.906								
42	2	1:43.843	30.948	27.036	45.859	303.4	1:20:08.749								
43	2	2:55.698	B 30.731	27.108	1:57.859	303.4	1:23:04.447								
44	1	2:02.979	48.134	27.370	47.475	302.5	1:25:07.426								
45	1	1:46.165	31.732	27.392	47.041	305.1	1:26:53.591								
46	1	1:46.334	31.771	27.374	47.189	302.5	1:28:39.925								
47	1	1:46.623	31.407	27.380	47.836	302.5	1:30:26.548								
<div style="display: flex; justify-content: space-between;"> <div style="border: 1px solid black; padding: 5px;"> <p>26 G-Drive Racing 1.Roman RUSINOV 2.Mikkel JENSEN</p> </div> <div style="text-align: right;"> <p>Aurus 01 - Gibson LMP2 3.Jean-Eric VERGNE</p> </div> </div>															



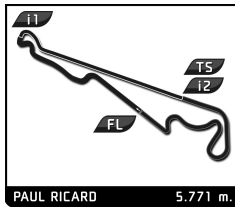
EUROPEAN LE MANS SERIES

Le Castellet 240

Free Practice 2

Sector Analysis

Lap under Red Flag														Invalidated Lap	Personal Best	Session Best	B Crossing the pit lane
Lap	D	Time	Sector 1	Sector 2	Sector 3	T. Spd	Elapsed	Lap	D	Time	Sector 1	Sector 2	Sector 3	T. Spd	Elapsed		
1	3	2:02.558	40.573	27.633	54.352	294.3	2:02.558	12	1	1:45.578	31.135	26.867	47.576	307.7	24:10.701		
2	3	1:43.599	30.801	27.012	45.786	303.4	3:46.157	13	1	1:43.910	30.792	26.874	46.244	306.8	25:54.611		
3	3	1:42.852	30.609	26.848	45.395	306.8	5:29.009	14	1	2:01.198 B			54.116	304.2	27:55.809		
4	3	1:50.864 B	30.603	26.891	53.370	305.1	7:19.873	15	1	7:13.473	5:57.893	28.331	47.249	305.1	35:09.282		
5	3	3:52.951	2:39.795	27.524	45.632	300.0	11:12.824	16	1	1:44.189	30.928	27.036	46.225	302.5	36:53.471		
6	3	1:42.963	30.233	26.848	45.882	304.2	12:55.787	17	1	1:44.401	30.989	26.930	46.482	302.5	38:37.872		
7	3	1:47.032	31.613	26.867	48.552	305.9	14:42.819	18	1	1:44.208	30.759	27.041	46.408	304.2	40:22.080		
8	3	1:43.183	30.622	27.630	44.931	303.4	16:26.002	19	1	1:44.619	30.854	27.068	46.697	303.4	42:06.699		
9	3	1:42.035	30.449	26.807	44.779	307.7	18:08.037	20	1	1:52.900 B	31.745	26.875	54.280	305.9	43:59.599		
10	3	1:51.405 B	31.281	26.758	53.366	305.9	19:59.442	21	2	2:55.495	1:39.706	27.918	47.871	279.1	46:55.094		
11	3	6:25.640	5:09.777	28.888	46.975	300.8	26:25.082	22	2	1:45.973	31.503	27.772	46.698	303.4	48:41.067		
12	3	1:42.124	30.265	26.812	45.047	304.2	28:07.206	23	2	1:51.569 B	30.740	26.848	53.981	307.7	50:32.636		
13	3	1:47.113	30.199	26.786	50.128	309.5	29:54.319	24	2	3:05.220	1:47.811	28.536	48.873	302.5	53:37.856		
14	3	1:53.295 B	30.531	26.945	55.819	304.2	31:47.614	25	2	1:44.036	30.702	26.915	46.419	306.8	55:21.892		
15	2	4:34.944	3:21.223	27.333	46.388	300.0	36:22.558	26	2	1:42.828	30.649	26.892	45.287	303.4	57:04.720		
16	2	1:45.797	31.807	27.274	46.716	304.2	38:08.355	27	2	1:52.281 B	30.954	26.963	54.364	305.1	58:57.001		
17	2	1:45.385	32.194	27.159	46.032	300.0	39:53.740	28	2	3:53.125	2:36.256	27.965	48.904	301.7	1:02:50.126		
18	2	1:44.637	30.808	27.136	46.693	301.7	41:38.377	29	2	1:44.455	30.677	26.994	46.784	305.9	1:04:34.581		
19	2	1:46.203	31.182	27.385	47.636	308.6	43:24.580	30	2	1:56.794 B	33.785	27.412	55.597	306.8	1:06:31.375		
20	2	1:44.330	31.410	27.179	45.741	302.5	45:08.910	31	3	3:57.396	2:42.956	27.330	47.110	300.8	1:10:28.771		
21	2	1:45.199	30.869	27.082	47.248	309.5	46:54.109	32	3	1:54.211 B	31.149	27.367	55.695	302.5	1:12:22.982		
22	2	1:45.847	31.298	27.100	47.449	300.8	48:39.956	33	3	9:26.127	8:09.286	27.481	49.360	300.8	1:21:49.109		
23	2	1:43.312	30.439	27.038	45.835	300.8	50:23.268	34	3	1:45.725	30.942	27.403	47.380	300.0	1:23:34.834		
24	2	1:43.341	30.587	26.953	45.801	306.8	52:06.609	35	3	1:54.121 B	31.118	27.319	55.684	300.8	1:25:28.955		
25	2	1:47.091	31.931	27.563	47.597	307.7	53:53.700	30 Duqueine Team 1. Tristan GOMMENDY 2. Jonathan HIRSCHI 3. Konstantin TERESCHENKO Oreca 07 - Gibson LMP2									
26	2	1:44.808	31.019	27.224	46.565	302.5	55:38.508	1	2	1:57.810	41.267	27.576	48.967	305.9	1:57.810		
27	2	1:42.930	30.530	26.944	45.456	305.1	57:21.438	2	2	1:43.474	30.650	26.897	45.927	304.2	3:41.284		
28	2	1:43.387	30.589	27.002	45.796	301.7	59:04.825	3	2	1:42.784	30.372	26.731	45.681	307.7	5:24.068		
29	2	1:46.486	30.649	27.141	48.696	304.2	1:00:51.311	4	2	1:42.319	30.291	26.720	45.308	305.9	7:06.387		
30	2	1:42.854	30.278	27.034	45.542	303.4	1:02:34.165	5	2	1:51.430 B	30.533	26.751	54.146	304.2	8:57.817		
31	2	1:51.773 B	30.882	26.987	53.904	303.4	1:04:25.938	6	2	5:56.111	4:40.491	26.900	48.720	305.1	14:53.928		
32	1	4:01.307	2:45.997	28.110	47.200	305.9	1:08:27.245	7	2	1:41.868	30.224	26.563	45.081	308.6	16:35.796		
33	1	1:49.250	31.998	28.228	49.024	300.8	1:10:16.495	8	2	1:53.978 B	30.088	26.832	57.058	306.8	18:29.774		
34	1	1:46.601	32.836	28.482	48.283	300.8	1:12:06.096	9	1	5:39.629	4:25.522	26.992	47.115	308.6	24:09.403		
35	1	1:46.767	31.243	27.597	47.927	301.7	1:13:52.863	10	1	1:42.994	30.408	26.920	45.666	304.2	25:52.397		
36	1	1:47.052	32.337	27.471	47.244	304.2	1:15:39.915	11	1	1:43.408	30.260	26.735	46.413	309.5	27:35.805		
37	1	1:47.106	31.575	27.390	48.141	303.4	1:17:27.021	12	1	1:43.743	30.231	26.712	46.800	309.5	29:19.548		
38	1	1:46.236	31.203	27.156	47.877	303.4	1:19:13.257	13	1	1:44.775	30.899	26.844	47.032	307.7	31:04.323		
39	1	1:53.774 B	31.950	27.391	54.433	302.5	1:21:07.031	14	1	1:44.253	31.109	27.047	46.097	311.2	32:48.576		
28 Idec Sport 1. Paul LAFARGUE 2. Paul Loup CHATIN 3. Richard BRADLEY Oreca 07 - Gibson LMP2																	
1	3	1:56.444	40.895	27.331	48.218	305.9	1:56.444	15	1	1:42.456	30.285	26.814	45.357	306.8	34:31.032		
2	3	1:42.906	30.511	26.938	45.457	302.5	3:39.350	16	1	1:51.546 B	30.375	27.443	53.728	305.9	36:22.578		
3	3	1:42.705	30.434	26.959	45.312	300.8	5:22.055	17	3	3:54.555	2:41.413	26.685	46.457	305.9	40:17.133		
4	3	1:42.708	30.322	26.967	45.419	304.2	7:04.763	18	3	2:02.177	30.466	26.789	1:04.922	308.6	42:19.310		
5	3	1:51.227 B	30.457	26.909	53.861	305.1	8:55.990	19	3	1:47.801	32.900	27.996	46.905	305.9	44:07.111		
6	2	3:20.906	2:07.798	26.862	46.246	306.8	12:16.896	20	3	1:43.827	30.702	26.877	46.248	305.1	45:50.938		
7	2	1:44.722	30.922	26.851	46.949	306.8	14:01.618	21	3	1:45.475	30.783	26.853	47.839	308.6	47:36.413		
8	2	1:43.041	30.697	26.821	45.523	305.1	15:44.659	22	3	1:44.360	31.214	26.755	46.391	307.7	49:20.773		
9	2	1:44.304	30.689	27.887	45.728	305.1	17:28.963	23	3	1:45.631	32.256	26.825	46.550	306.8	51:06.404		
10	2	1:51.816 B	30.478	26.844	54.494	307.7	19:20.779	24	3	1:45.989	30.917	27.157	47.915	303.4	52:52.393		
11	1	3:04.344	1:49.197	28.178	46.969	302.5	22:25.123	25	3	1:44.726	31.088	26.879	46.759	309.5	54:37.119		
								26	3	1:44.884	30.813	26.875	47.196	308.6	56:22.003		



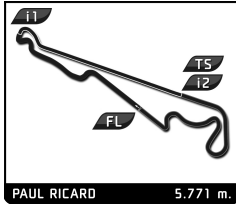
EUROPEAN LE MANS SERIES

Le Castellet 240

Free Practice 2

Sector Analysis

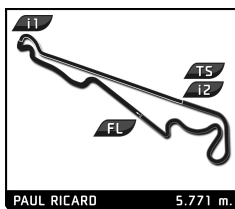
Lap under Red Flag												Invalidated Lap	Personal Best	Session Best	B Crossing the pit lane
Lap	D	Time	Sector 1	Sector 2	Sector 3	T. Spd	Elapsed	Lap	D	Time	Sector 1	Sector 2	Sector 3	T. Spd	Elapsed
27	3	1:45.063	30.590	26.767	47.706	307.7	58:07.066	34	1	1:45.723	31.130	27.375	47.218	304.2	1:09:29.055
28	3	1:47.832	32.790	28.177	46.865	304.2	59:54.898	35	1	2:32.659 B	31.164	27.573	1:33.922	303.4	1:12:01.714
29	3	1:54.266 B	30.923	26.920	56.423	305.9	1:01:49.164	36	3	2:04.210	49.240	27.310	47.660	303.4	1:14:05.924
30	2	5:57.685	4:44.274	26.949	46.462	305.1	1:07:46.849	37	3	1:45.128	30.865	27.548	46.715	303.4	1:15:51.052
31	2	1:44.233	30.567	27.000	46.666	305.1	1:09:31.082	38	3	1:44.313	31.004	27.017	46.292	303.4	1:17:35.365
32	2	1:44.354	30.670	26.945	46.739	308.6	1:11:15.436	39	3	1:44.253	30.553	26.948	46.752	308.6	1:19:19.618
33	2	1:43.277	30.653	26.926	45.698	306.8	1:12:58.713	40	3	1:45.811	30.978	28.054	46.779	305.1	1:21:05.429
34	2	1:45.472	31.472	26.924	47.076	308.6	1:14:44.185	41	3	1:43.587	30.554	27.070	45.963	305.1	1:22:49.016
35	2	1:43.196	30.773	26.839	45.584	307.7	1:16:27.381	42	3	1:43.611	30.507	27.028	46.076	306.8	1:24:32.627
36	2	1:51.006 B	31.271	26.901	52.834	308.6	1:18:18.387	43	3	1:43.286	30.588	26.972	45.726	307.7	1:26:15.913
37	1	2:38.788	1:25.698	26.943	46.147	307.7	1:20:57.175	44	3	1:45.047	30.764	26.944	47.339	307.7	1:28:00.960
38	1	1:43.106	30.480	26.801	45.825	313.0	1:22:40.281	45	3	1:43.129	30.522	27.013	45.594	306.8	1:29:44.089
39	1	1:43.759	31.280	26.780	45.699	311.2	1:24:24.040	46	3	1:43.614	30.971	27.012	45.631	305.9	1:31:27.703
40	1	1:43.215	30.449	26.750	46.016	309.5	1:26:07.255	32 United Autosports 1. Will OWEN 2. Alex BRUNDLE 3. Job VAN UITERT Oreca 07 - Gibson LMP2							
41	1	1:43.197	30.687	26.876	45.634	307.7	1:27:50.452	1	1	3:53.745	2:38.547	27.745	47.453	303.4	3:53.745
42	1	1:43.597	30.783	27.218	45.596	308.6	1:29:34.049	2	1	1:45.395	31.442	26.958	46.995	304.2	5:39.140
43	1	1:42.891	30.592	26.778	45.521	305.9	1:31:16.940	3	1	1:46.873	31.816	27.780	47.277	308.6	7:26.013
31 Panis Racing 1. Julien CANAL 2. Nicolas JAMIN 3. William STEVENS Oreca 07 - Gibson LMP2							4	1	1:44.047	31.001	27.016	46.030	305.1	9:10.060	
1	3	2:16.494	56.035	29.866	50.593	298.3	2:16.494	5	1	1:44.159	30.829	27.024	46.306	305.1	10:54.219
2	3	1:45.691	31.822	26.996	46.873	305.1	4:02.185	6	1	1:43.887	30.928	27.071	45.888	305.9	12:38.106
3	3	1:41.969	30.071	26.819	45.079	303.4	5:44.154	7	1	1:45.729	30.753	26.947	48.029	307.7	14:23.835
4	3	1:45.504	30.028	26.758	48.718	307.7	7:29.658	8	1	1:44.202	31.255	26.938	46.009	305.1	16:08.037
5	3	1:41.783	30.020	26.822	44.941	301.7	9:11.441	9	1	1:44.698	31.874	26.955	45.869	305.1	17:52.735
6	3	8:19.443 B	30.305	26.785	7:22.353	306.8	17:30.884	10	1	1:44.327	31.475	26.943	45.909	306.8	19:37.062
7	2	2:01.778	47.587	27.381	46.810	305.1	19:32.662	11	1	1:43.427	30.867	26.843	45.717	306.8	21:20.489
8	2	1:45.461	31.807	27.250	46.404	302.5	21:18.123	12	1	3:49.103 B	30.919	26.849	2:51.335	308.6	25:09.592
9	2	1:46.693	31.628	27.986	47.079	303.4	23:04.816	13	3	1:59.909	47.000	26.957	45.952	308.6	27:09.501
10	2	1:45.559	30.783	28.414	46.362	303.4	24:50.375	14	3	1:44.177	30.847	27.059	46.271	307.7	28:53.678
11	2	1:45.603	31.069	27.087	47.447	305.9	26:35.978	15	3	1:43.605	30.751	26.974	45.880	305.9	30:37.283
12	2	1:45.529	32.196	27.282	46.051	305.1	28:21.507	16	3	1:45.064	30.993	26.892	47.179	309.5	32:22.347
13	2	1:44.382	31.208	26.916	46.258	308.6	30:05.889	17	3	1:45.160	31.343	26.849	46.968	307.7	34:07.507
14	2	1:43.448	30.598	27.051	45.799	305.9	31:49.337	18	3	1:43.310	30.686	26.905	45.719	307.7	35:50.817
15	2	1:44.346	30.622	27.045	46.679	307.7	33:33.683	19	3	1:44.441	30.447	26.839	47.155	307.7	37:35.258
16	2	1:45.491	30.961	27.028	47.502	305.1	35:19.174	20	3	1:44.330	32.041	26.787	45.502	308.6	39:19.588
17	2	1:44.956	31.670	27.043	46.243	305.1	37:04.130	21	3	1:43.321	30.366	26.732	46.223	309.5	41:02.909
18	2	1:43.769	30.709	27.066	45.994	304.2	38:47.899	22	3	1:42.423	30.304	26.679	45.440	307.7	42:45.332
19	2	1:44.862	31.425	27.048	46.389	305.1	40:32.761	23	3	1:43.837	31.009	26.906	45.922	310.3	44:29.169
20	2	1:45.486	31.500	27.063	46.923	307.7	42:18.247	24	3	3:40.791 B	30.801	26.791	2:43.199	307.7	48:09.960
21	2	1:45.077	31.103	27.145	46.829	302.5	44:03.324	25	3	2:00.972	47.001	26.977	46.994	309.5	50:10.932
22	2	1:44.620	30.942	27.098	46.580	304.2	45:47.944	26	3	1:43.982	31.003	27.061	45.918	305.1	51:54.914
23	2	2:52.381 B	31.515	27.083	1:53.783	305.9	48:40.325	27	3	1:44.686	30.856	26.983	46.847	307.7	53:39.600
24	1	2:03.577	48.967	27.285	47.325	302.5	50:43.902	28	3	1:44.682	30.657	26.917	47.108	309.5	55:24.282
25	1	1:46.091	31.107	27.221	47.763	304.2	52:29.993	29	3	1:43.435	30.664	26.966	45.805	305.9	57:07.717
26	1	1:46.077	32.349	27.214	46.514	307.7	54:16.070	30	3	4:50.587 B	30.776	26.935	3:52.876	306.8	1:01:58.304
27	1	1:44.788	31.106	27.479	46.203	304.2	56:00.858	31	2	2:02.391	48.493	27.303	46.595	301.7	1:04:00.695
28	1	1:44.113	30.893	27.227	45.993	305.1	57:44.971	32	2	1:46.173	31.014	27.102	48.057	306.8	1:05:46.868
29	1	2:34.219 B	30.956	27.141	1:36.122	305.1	1:00:19.190	33	2	1:45.089	31.977	27.205	45.907	302.5	1:07:31.957
30	1	2:04.252	48.562	27.864	47.826	303.4	1:02:23.442	34	2	1:44.140	31.062	27.020	46.058	304.2	1:09:16.097
31	1	1:47.625	31.856	27.546	48.223	303.4	1:04:11.067	35	2	1:44.782	31.134	27.238	46.410	307.7	1:11:00.879
32	1	1:45.855	31.640	27.446	46.769	302.5	1:05:56.922	36	2	1:44.713	31.586	27.161	45.966	307.7	1:12:45.592
33	1	1:46.410	31.185	27.388	47.837	305.1	1:07:43.332	37	2	1:44.105	31.170	27.135	45.800	305.9	1:14:29.697



EUROPEAN LE MANS SERIES
Le Castellet 240
Free Practice 2

Sector Analysis

														Lap under Red Flag	Invalidated Lap	Personal Best	Session Best	Crossing the pit lane
Lap	D	Time	Sector 1	Sector 2	Sector 3	T. Spd	Elapsed	Lap	D	Time	Sector 1	Sector 2	Sector 3	T. Spd	Elapsed			
38	2	1:44.007	31.145	27.186	45.676	306.8	1:16:13.704	2	1	1:49.458	32.948	27.956	48.554	295.1	42:57.191			
39	2	1:45.302	31.634	27.083	46.585	307.7	1:17:59.006	3	1	1:50.554	32.631	28.778	49.145	293.5	44:47.745			
40	2	1:44.909	31.333	27.048	46.528	305.1	1:19:43.915	4	1	1:48.408	32.176	27.903	48.329	298.3	46:36.153			
41	2	1:44.093	31.012	27.215	45.866	305.1	1:21:28.008	5	1	1:47.042	31.845	27.653	47.544	297.5	48:23.195			
42	2	1:43.800	30.881	27.129	45.790	305.1	1:23:11.808	6	1	1:47.320	31.816	28.005	47.499	296.7	50:10.515			
43	2	1:44.014	31.133	27.095	45.786	307.7	1:24:55.822	7	1	1:57.449 B	32.518	27.508	57.423	297.5	52:07.964			
44	2	1:44.982	31.128	27.057	46.797	306.8	1:26:40.804	8	1	8:51.917	7:31.677	28.426	51.814	296.7	1:00:59.881			
45	2	1:45.837	31.246	27.014	47.577	305.9	1:28:26.641	9	1	1:46.238	31.786	27.253	47.199	300.0	1:02:46.119			
46	2	1:46.722	32.038	27.090	47.594	305.9	1:30:13.363	10	1	1:47.778	31.509	27.303	48.966	300.8	1:04:33.897			
34 Inter Europol Competition Liger JSP217 - Gibson																		
1. Jakub SMIECHOWSKI 3. Matevos ISAAKYAN LMP2																		
2. René BINDER																		
1	3	16:19.163	...	29.953	50.756	264.1	16:19.163	11	1	1:48.443	33.521	27.602	47.320	303.4	1:06:22.340			
2	3	2:05.119	30.373	39.849	54.897	165.6	18:24.282	12	1	1:46.524	31.847	27.487	47.190	300.0	1:08:08.864			
3	3	6:53.289 B	30.166	34.597	5:48.526	274.1	25:17.571	13	1	1:58.214 B	33.040	27.889	57.285	297.5	1:10:07.078			
4	3	2:00.957	48.443	26.939	45.575	298.3	27:18.528	14	2	3:42.132	2:25.536	27.431	49.165	296.7	1:13:49.210			
5	3	1:44.925	31.966	26.910	46.049	301.7	29:03.453	15	2	1:45.180	31.284	27.204	46.692	300.0	1:15:34.390			
6	3	1:42.661	30.559	26.808	45.294	304.2	30:46.114	16	2	1:46.263	31.363	28.028	46.872	299.2	1:17:20.653			
7	3	1:43.284	30.138	26.825	46.321	302.5	32:29.398	17	2	1:44.105	30.988	27.134	45.983	300.0	1:19:04.758			
8	3	3:12.666 B	31.560	26.863	2:14.243	305.9	35:42.064	18	2	1:44.203	30.692	27.086	46.425	301.7	1:20:48.961			
9	1	2:11.483	52.278	27.377	51.828	304.2	37:53.547	19	2	1:43.419	30.681	27.030	45.708	305.9	1:22:32.380			
10	1	1:46.677	31.685	27.290	47.702	301.7	39:40.224	20	2	1:46.122	32.915	27.203	46.004	298.3	1:24:18.502			
11	1	1:48.866	32.583	27.289	48.994	302.5	41:29.090	21	2	1:45.145	31.515	27.184	46.446	301.7	1:26:03.647			
12	1	1:49.680	31.528	28.225	49.927	300.8	43:18.770	22	2	1:43.422	30.560	27.000	45.862	306.8	1:27:47.069			
13	1	1:46.667	32.701	27.152	46.814	305.9	45:05.437	23	2	1:45.131	32.471	27.364	45.296	301.7	1:29:32.200			
14	1	1:51.175	32.658	27.574	50.943	302.5	46:56.612	24	2	1:42.535	30.479	27.000	45.056	300.8	1:31:14.735			
15	1	1:45.860	31.550	27.157	47.153	305.1	48:42.472	37 Cool Racing Oreca 07 - Gibson										
16	1	1:46.891	31.214	27.084	48.593	305.9	50:29.363	1. Nicolas LAPIERRE 3. Alexandre COIGNY LMP2										
17	1	1:44.605	30.964	27.099	46.542	303.4	52:13.968	2. Antonin BORGA										
18	1	1:48.490	32.179	27.145	49.166	304.2	54:02.458	1	3	1:59.598	38.241	29.004	52.353	283.5	1:59.598			
19	1	1:44.408	31.093	27.046	46.269	303.4	55:46.866	2	3	1:50.154	32.820	28.282	49.052	298.3	3:49.752			
20	1	3:14.756 B	31.462	27.093	2:16.201	303.4	59:01.622	3	3	1:48.845	32.090	27.861	48.894	302.5	5:38.597			
21	2	2:14.303	52.713	28.998	52.592	293.5	1:01:15.925	4	3	1:52.381	32.109	27.815	52.457	301.7	7:30.978			
22	2	1:47.490	31.583	27.459	48.448	297.5	1:03:03.415	5	3	1:57.639 B	32.263	27.923	57.453	300.8	9:28.617			
23	2	1:47.140	31.939	27.427	47.774	300.8	1:04:50.555	6	2	3:14.575	1:58.766	27.419	48.390	301.7	12:43.192			
24	2	1:45.408	31.308	27.256	46.844	303.4	1:06:35.963	7	2	1:44.906	30.865	26.994	47.047	302.5	14:28.098			
25	2	1:45.181	31.149	27.087	46.945	305.1	1:08:21.144	8	2	1:45.742	31.424	26.933	47.385	305.1	16:13.840			
26	2	1:45.593	31.147	27.127	47.319	305.1	1:10:06.737	9	2	1:46.715	30.654	26.895	49.166	305.9	18:00.555			
27	2	1:44.292	30.975	27.135	46.182	301.7	1:11:51.029	10	2	1:52.266 B	30.767	26.831	54.668	305.9	19:52.821			
28	2	1:45.738	30.886	27.069	47.783	301.7	1:13:36.767	11	2	4:28.662	3:13.381	27.900	47.381	302.5	24:21.483			
29	2	1:45.135	31.608	27.156	46.371	300.8	1:15:21.902	12	2	1:45.598	30.329	26.810	48.459	305.1	26:07.081			
30	2	1:43.510	30.643	27.006	45.861	302.5	1:17:05.412	13	2	1:42.719	30.493	26.787	45.439	305.1	27:49.800			
31	2	1:43.920	30.851	27.071	45.998	303.4	1:18:49.332	14	2	1:42.732	30.327	26.794	45.611	305.9	29:32.532			
32	2	2:39.998 B	30.761	28.037	1:41.200	300.0	1:21:29.330	15	2	1:55.272 B	30.939	27.768	56.565	306.8	31:27.804			
33	3	2:06.237	48.646	27.130	50.461	302.5	1:23:35.567	16	1	3:15.259	2:01.507	27.225	46.527	303.4	34:43.063			
34	3	1:44.934	31.147	27.097	46.690	305.1	1:25:20.501	17	1	1:43.693	30.698	27.144	45.851	304.2	36:26.756			
35	3	1:44.207	30.676	27.077	46.454	303.4	1:27:04.708	18	1	1:43.574	30.745	27.044	45.785	305.1	38:10.330			
36	3	1:43.194	30.426	27.004	45.764	308.6	1:28:47.902	19	1	1:48.466	30.863	27.014	50.589	307.7	39:58.796			
37	3	1:43.407	30.503	26.963	45.941	305.9	1:30:31.309	20	1	1:44.237	30.740	27.343	46.154	305.1	41:43.033			
35 BHK Motorsport Oreca 07 - Gibson																		
1. Francesco DRACONE LMP2																		
2. Sergio CAMPANA																		
1	1	41:07.733	...	28.870	52.423	295.9	41:07.733	21	1	1:54.984 B	32.021	28.120	54.843	305.1	43:38.017			
								22	1	3:13.284	1:58.940	27.190	47.154	306.8	46:51.301			
								23	1	1:43.693	30.747	27.155	45.791	305.1	48:34.994			
								24	1	1:44.555	31.575	27.122	45.858	305.9	50:19.549			
								25	1	1:45.892	31.044	27.858	46.990	306.8	52:05.441			
								26	1	1:51.735 B	30.723	27.103	53.909	305.9	53:57.176			
								27	1	4:49.783	3:36.787	27.090	45.906	303.4	58:46.959			



EUROPEAN LE MANS SERIES

Le Castellet 240

Free Practice 2

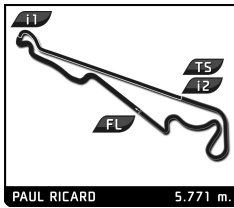
Sector Analysis

Lap under Red Flag Invalidated Lap Personal Best Session Best Crossing the pit lane

Lap	D	Time	Sector 1	Sector 2	Sector 3	T. Spd	Elapsed	Lap	D	Time	Sector 1	Sector 2	Sector 3	T. Spd	Elapsed
28	1	1:48.319	30.395	26.823	51.101	308.6	1:00:35.278	37	2	1:53.375 B	31.677	27.674	54.024	305.1	1:08:30.527
29	1	1:43.752	31.412	26.997	45.343	304.2	1:02:19.030	38	1	2:49.097	1:35.735	27.089	46.273	306.8	1:11:19.624
30	1	1:44.151	30.516	27.923	45.712	307.7	1:04:03.181	39	1	1:43.823	30.797	26.962	46.064	306.8	1:13:03.447
31	1	1:51.275 B	30.516	26.869	53.890	304.2	1:05:54.456	40	1	1:44.506	30.838	26.861	46.807	307.7	1:14:47.953
32	1	3:20.639	2:07.683	27.057	45.899	305.1	1:09:15.095	41	1	1:43.720	30.858	26.888	45.974	307.7	1:16:31.673
33	1	1:44.564	31.573	27.392	45.599	305.9	1:10:59.659	42	1	1:44.796	30.851	27.162	46.783	308.6	1:18:16.469
34	1	1:43.256	30.784	26.976	45.496	305.9	1:12:42.915	43	1	1:44.737	30.690	26.837	47.210	309.5	1:20:01.206
35	1	1:43.104	30.628	26.964	45.512	306.8	1:14:26.019	44	1	1:45.863	31.697	26.875	47.291	310.3	1:21:47.069
36	1	1:52.152 B	31.369	27.135	53.648	307.7	1:16:18.171	45	1	1:45.723	31.485	27.116	47.122	311.2	1:23:32.792
37	1	5:02.065	3:49.131	27.039	45.895	304.2	1:21:20.236	46	1	1:43.785	30.792	26.966	46.027	306.8	1:25:16.577
38	1	1:51.995 B	30.481	26.981	54.533	306.8	1:23:12.231	47	1	1:44.287	30.901	26.870	46.516	310.3	1:27:00.864
39	2	3:18.068	2:03.440	27.033	47.595	305.9	1:26:30.299	48	1	1:45.104	31.579	27.359	46.166	310.3	1:28:45.968
40	2	1:45.121	31.866	27.100	46.155	308.6	1:28:15.420	49	1	1:43.884	30.940	26.837	46.107	308.6	1:30:29.852
41	2	1:45.484	30.851	27.620	47.013	306.8	1:30:00.904								

39		Graft		Orca 07 - Gibson			
		1. James ALLEN		LMP2			
		2. Thomas LAURENT		LMP2			
1	3	2:29.658	1:07.876	29.643	52.139	294.3	2:29.658
2	3	1:47.400	33.153	27.153	47.094	307.7	4:17.058
3	3	1:44.928	31.110	27.068	46.750	310.3	6:01.986
4	3	1:44.293	31.078	26.926	46.289	305.9	7:46.279
5	3	1:43.572	30.699	26.964	45.909	305.1	9:29.851
6	3	1:43.988	30.928	26.840	46.220	309.5	11:13.839
7	3	1:44.761	31.052	26.862	46.847	307.7	12:58.600
8	3	1:44.971	31.097	27.563	46.311	312.1	14:43.571
9	3	1:44.057	30.901	26.800	46.356	309.5	16:27.628
10	3	1:43.836	30.959	26.836	46.041	307.7	18:11.464
11	3	1:45.883	30.946	28.876	46.061	303.4	19:57.347
12	3	1:44.346	30.854	26.899	46.593	308.6	21:41.693
13	3	1:43.747	30.920	26.893	45.934	308.6	23:25.440
14	3	1:53.566 B	31.144	27.111	55.311	309.5	25:19.006
15	1	3:18.750	2:04.377	27.224	47.149	306.8	28:37.756
16	1	1:46.215	31.572	27.435	47.208	306.8	30:23.971
17	1	1:44.977	31.033	27.059	46.885	306.8	32:08.948
18	1	1:45.764	32.251	26.907	46.606	308.6	33:54.712
19	1	1:44.538	30.949	26.932	46.657	309.5	35:39.250
20	1	1:45.283	31.481	27.490	46.312	305.9	37:24.533
21	1	1:43.811	30.751	26.850	46.210	310.3	39:08.344
22	1	1:44.442	30.623	26.786	47.033	309.5	40:52.786
23	1	1:50.379 B	30.785	26.770	52.824	312.1	42:43.165
24	2	2:58.502	1:42.792	28.601	47.109	304.2	45:41.667
25	2	1:44.700	31.439	27.095	46.166	305.9	47:26.367
26	2	1:46.666	31.483	27.840	47.343	306.8	49:13.033
27	2	1:43.406	30.535	26.985	45.886	306.8	50:56.439
28	2	1:43.429	30.639	27.042	45.748	306.8	52:39.868
29	2	1:45.367	31.035	28.106	46.226	306.8	54:25.235
30	2	1:44.208	30.770	26.933	46.505	307.7	56:09.443
31	2	1:45.587	31.470	28.321	45.796	305.1	57:55.030
32	2	1:44.055	31.593	26.985	45.477	306.8	59:39.085
33	2	1:44.217	30.401	26.971	46.845	305.9	1:01:23.302
34	2	1:43.362	30.472	26.974	45.916	306.8	1:03:06.664
35	2	1:44.834	30.845	27.440	46.549	306.8	1:04:51.498
36	2	1:45.654	31.258	27.019	47.377	311.2	1:06:37.152

50		Richard Mille Racing Team		Orca 07 - Gibson			
		1. Sophia FLÖRSCH		LMP2			
		2. Beitske VISSER					
1	1	2:30.348	1:07.455	29.671	53.222	295.1	2:30.348
2	1	1:53.484	33.752	28.256	51.476	303.4	4:23.832
3	1	1:45.124	31.307	27.169	46.648	303.4	6:08.956
4	1	1:54.158 B	31.059	27.267	55.832	303.4	8:03.114
5	2	3:44.281	2:24.992	28.492	50.797	303.4	11:47.395
6	2	1:49.563	31.933	27.700	49.930	300.8	13:36.958
7	2	1:51.245	32.902	28.282	50.061	299.2	15:28.203
8	2	1:50.574	32.537	27.906	50.131	300.0	17:18.777
9	2	1:51.524	32.030	27.901	51.593	304.2	19:10.301
10	2	1:51.921	32.943	28.371	50.607	293.5	21:02.222
11	2	1:50.402	32.104	27.924	50.374	302.5	22:52.624
12	2	1:52.196	33.078	28.567	50.551	270.7	24:44.820
13	2	1:48.462	32.195	28.055	48.212	300.8	26:33.282
14	2	1:47.124	31.660	27.748	47.716	302.5	28:20.406
15	2	1:47.242	31.688	27.514	48.040	302.5	30:07.648
16	2	1:51.207	35.799	27.666	47.742	298.3	31:58.855
17	2	1:55.157 B	31.683	27.971	55.503	297.5	33:54.012
18	2	6:40.398	5:24.687	27.683	48.028	301.7	40:34.410
19	2	1:48.308	31.669	27.569	49.070	300.8	42:22.718
20	2	1:47.586	31.877	27.854	47.855	301.7	44:10.304
21	2	1:49.303	32.842	28.847	47.614	300.0	45:59.607
22	2	1:47.047	31.334	27.582	48.131	302.5	47:46.654
23	2	1:47.451	31.480	27.470	48.501	302.5	49:34.105
24	2	1:49.763	31.798	28.394	49.571	302.5	51:23.868
25	2	2:01.072 B	36.141	30.133	54.798	300.0	53:24.940
26	1	3:49.590	2:34.753	27.811	47.026	299.2	57:14.530
27	1	1:47.363	31.174	27.143	49.046	304.2	59:01.893
28	1	1:50.495	31.709	29.292	49.494	301.7	1:00:52.388
29	1	1:44.707	31.152	27.049	46.506	304.2	1:02:37.095
30	1	1:47.226	32.478	28.501	46.247	302.5	1:04:24.321
31	1	1:45.085	31.993	27.184	45.908	304.2	1:06:09.406
32	1	1:46.294	33.128	27.244	45.922	302.5	1:07:55.700
33	1	1:47.530	30.922	27.142	49.466	305.1	1:09:43.230
34	1	1:45.100	30.925	26.978	47.197	305.1	1:11:28.330
35	1	1:43.668	30.764	27.045	45.859	305.9	1:13:11.998
36	1	1:43.950	30.832	26.929	46.189	306.8	1:14:55.948
37	1	1:45.214	32.148	27.007	46.059	306.8	1:16:41.162



EUROPEAN LE MANS SERIES

Le Castellet 240

Free Practice 2

Sector Analysis

Lap under Red Flag Invalidated Lap Personal Best Session Best B Crossing the pit lane

Lap	D	Time	Sector 1	Sector 2	Sector 3	T. Spd	Elapsed	Lap	D	Time	Sector 1	Sector 2	Sector 3	T. Spd	Elapsed
38	1	1:52.802 B	31.330	27.444	54.028	305.9	1:18:33.964	1	2	2:28.556	56.491	33.259	58.806	226.4	2:28.556
39	1	4:31.653	3:14.939	27.078	49.636	302.5	1:23:05.617	2	2	1:57.927	34.944	30.977	52.006	266.7	4:26.483
40	1	1:44.431	30.683	26.999	46.749	303.4	1:24:50.048	3	2	1:55.666	33.845	30.286	51.535	272.0	6:22.149
41	1	1:43.136	30.583	26.923	45.630	305.9	1:26:33.184	4	2	1:57.428	34.969	30.476	51.983	269.3	8:19.577
42	1	1:43.698	30.928	27.134	45.636	304.2	1:28:16.882	5	2	1:56.253	34.103	30.488	51.662	268.0	10:15.830
43	1	1:44.672	30.766	26.870	47.036	308.6	1:30:01.554	6	2	2:03.152 B	33.918	30.451	58.783	267.3	12:18.982

51 **AF Corse** Ferrari 488 GTE Evo
 1.Christoph ULRICH 3.Daniel SERRA LMGTE
 2.Steffen GÖRIG

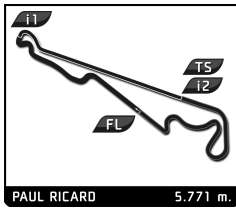
1	3	2:19.964	51.245	31.657	57.062	264.7	2:19.964
2	3	2:13.335	36.549	38.387	58.399	260.9	4:33.299
3	3	1:56.526	33.750	30.562	52.214	266.7	6:29.825
4	3	2:03.149 B	33.890	30.650	58.609	266.7	8:32.974
5	3	2:47.293	1:25.628	30.616	51.049	267.3	11:20.267
6	3	1:55.939	33.472	30.240	52.227	267.3	13:16.206
7	3	2:01.607	34.458	30.853	56.296	268.0	15:17.813
8	3	1:54.209	33.484	30.402	50.323	266.0	17:12.022
9	3	1:56.862	33.403	30.026	53.433	271.4	19:08.884
10	3	2:01.644 B	33.447	30.182	58.015	267.3	21:10.528
11	2	3:48.060	2:24.353	31.503	52.204	264.1	24:58.588
12	2	1:59.080	34.679	30.901	53.500	265.4	26:57.668
13	2	1:58.175	34.794	30.791	52.590	266.0	28:55.843
14	2	1:57.076	34.435	30.851	51.790	265.4	30:52.919
15	2	1:57.270	34.550	30.635	52.085	265.4	32:50.189
16	2	1:56.786	34.173	30.614	51.999	266.7	34:46.975
17	2	1:56.417	33.986	30.562	51.869	266.7	36:43.392
18	2	2:03.383	33.996	30.319	59.068	268.0	38:46.775
19	2	1:58.960	36.184	30.623	52.153	268.7	40:45.735
20	2	1:56.308	34.192	30.378	51.738	271.4	42:42.043
21	2	1:57.569	34.648	30.886	52.035	266.7	44:39.612
22	2	1:56.786	34.357	30.623	51.806	267.3	46:36.398
23	2	1:57.094	34.618	30.430	52.046	267.3	48:33.492
24	2	1:58.336	34.625	30.619	53.092	268.0	50:31.828
25	2	1:56.892	34.503	30.581	51.808	269.3	52:28.720
26	2	1:58.291	34.841	30.752	52.698	270.7	54:27.011
27	2	2:07.375 B	34.661	30.606	1:02.108	268.0	56:34.386
28	1	5:13.740 B	2:09.046	30.943	2:33.751	265.4	1:01:48.126
29	1	3:18.682	1:55.091	31.045	52.546	266.0	1:05:06.808
30	1	1:57.554	34.231	30.948	52.375	266.7	1:07:04.362
31	1	1:57.259	33.980	30.702	52.577	266.0	1:09:01.621
32	1	1:57.129	34.119	30.628	52.382	267.3	1:10:58.750
33	1	1:58.449	34.832	30.605	53.012	266.7	1:12:57.199
34	1	1:57.316	34.444	30.651	52.221	267.3	1:14:54.515
35	1	1:57.266	34.483	30.646	52.137	268.7	1:16:51.781
36	1	1:58.519	34.523	30.804	53.192	268.7	1:18:50.300
37	1	1:58.869	34.725	31.661	52.483	268.7	1:20:49.169
38	1	2:04.710 B	34.319	30.661	59.730	267.3	1:22:53.879
39	3	3:24.156	1:54.373	32.430	57.353	209.3	1:26:18.035
40	3	1:54.360	33.513	30.365	50.482	269.3	1:28:12.395
41	3	1:53.897	33.413	30.175	50.309	270.0	1:30:06.292

55 **Spirit of Race** Ferrari 488 GTE Evo
 1.Duncan CAMERON 3.Aaron SCOTT LMGTE
 2.Matthew GRIFFIN

1	2	2:28.556	56.491	33.259	58.806	226.4	2:28.556
2	2	1:57.927	34.944	30.977	52.006	266.7	4:26.483
3	2	1:55.666	33.845	30.286	51.535	272.0	6:22.149
4	2	1:57.428	34.969	30.476	51.983	269.3	8:19.577
5	2	1:56.253	34.103	30.488	51.662	268.0	10:15.830
6	2	2:03.152 B	33.918	30.451	58.783	267.3	12:18.982
7	2	3:22.149	2:00.060	30.583	51.506	266.7	15:41.131
8	2	1:55.241	33.708	30.439	51.094	267.3	17:36.372
9	2	1:55.182	33.677	30.536	50.969	266.0	19:31.554
10	2	2:03.457 B	33.774	30.555	59.128	267.3	21:35.011
11	2	2:38.702	1:16.301	30.451	51.950	266.0	24:13.713
12	2	1:54.918	33.308	30.390	51.220	266.7	26:08.631
13	2	1:53.836	33.332	30.215	50.289	268.0	28:02.467
14	2	2:03.218 B	33.317	30.247	59.654	267.3	30:05.685
15	1	3:21.155	1:56.611	31.165	53.379	266.0	33:26.840
16	1	2:00.591	35.486	30.672	54.433	268.7	35:27.431
17	1	2:00.847	35.485	30.696	54.666	266.0	37:28.278
18	1	1:58.410	34.890	30.844	52.676	267.3	39:26.688
19	1	1:58.632	35.111	30.596	52.925	266.7	41:25.320
20	1	2:04.729 B	34.741	30.625	59.363	268.0	43:30.049
21	1	3:59.970	2:36.646	30.620	52.704	268.0	47:30.019
22	1	1:57.347	34.506	30.495	52.346	270.0	49:27.366
23	1	1:58.999	34.846	30.637	53.516	268.7	51:26.365
24	1	2:03.903	36.429	33.556	53.918	258.4	53:30.268
25	1	2:04.366 B	34.707	30.464	59.195	269.3	55:34.634
26	3	3:02.037	1:37.941	30.982	53.114	266.0	58:36.671
27	3	1:59.030	35.006	30.846	53.178	266.0	1:00:35.701
28	3	1:57.608	35.109	30.617	51.882	266.7	1:02:33.309
29	3	1:56.809	34.591	30.556	51.662	267.3	1:04:30.118
30	3	1:57.449	34.343	30.751	52.355	264.7	1:06:27.567
31	3	1:56.579	34.175	30.712	51.692	266.7	1:08:24.146
32	3	2:03.964 B	34.477	30.753	58.734	267.3	1:10:28.110
33	3	3:48.670	2:26.278	30.746	51.646	266.0	1:14:16.780
34	3	1:55.671	34.060	30.633	50.978	266.7	1:16:12.451
35	3	1:55.917	34.567	30.544	50.806	267.3	1:18:08.368
36	3	1:55.540	34.025	30.604	50.911	265.4	1:20:03.908
37	3	1:55.361	33.918	30.570	50.873	267.3	1:21:59.269
38	3	1:55.757	33.934	30.709	51.114	266.0	1:23:55.026
39	3	1:55.443	33.929	30.598	50.916	266.0	1:25:50.469
40	3	1:55.248	33.908	30.544	50.796	266.0	1:27:45.717
41	3	1:56.254	34.578	30.558	51.118	268.7	1:29:41.971
42	3	1:55.967	34.202	30.732	51.033	267.3	1:31:37.938

60 **Iron Lynx** Ferrari 488 GTE Evo
 1.Claudio SCHIAVONI 3.Nicklas NIELSEN LMGTE
 2.Rino MASTRONARDI

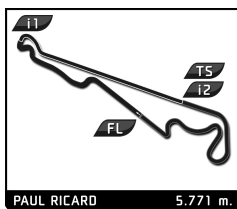
1	1	2:29.878	54.678	34.049	1:01.151	231.3	2:29.878
2	1	2:14.509	42.235	33.364	58.910	264.7	4:44.387
3	1	2:05.246	36.969	32.663	55.614	264.1	6:49.633
4	1	2:04.257	35.955	31.587	56.715	266.7	8:53.890
5	1	2:02.904	36.021	31.805	55.078	264.7	10:56.794
6	1	2:03.487	35.251	31.069	57.167	266.7	13:00.281
7	1	2:07.269	36.599	36.141	54.529	264.7	15:07.550
8	1	2:02.085	36.498	30.961	54.626	266.7	17:09.635



EUROPEAN LE MANS SERIES
Le Castellet 240
Free Practice 2

Sector Analysis

Lap under Red Flag Invalidated Lap Personal Best Session Best Crossing the pit lane															
Lap	D	Time	Sector 1	Sector 2	Sector 3	T. Spd	Elapsed	Lap	D	Time	Sector 1	Sector 2	Sector 3	T. Spd	Elapsed
9	1	2:00.844	34.945	30.688	55.211	267.3	19:10.479	17	1	2:01.048	34.351	30.657	56.040	266.0	41:09.933
10	1	2:00.228	35.804	30.837	53.587	268.7	21:10.707	18	1	2:02.681 B	33.907	30.429	58.345	268.0	43:12.614
11	1	1:58.440	34.635	30.565	53.240	268.0	23:09.147	19	3	3:07.602	1:43.470	30.976	53.156	265.4	46:20.216
12	1	1:58.607	35.579	30.203	52.825	272.0	25:07.754	20	3	1:58.192	34.526	30.897	52.769	264.7	48:18.408
13	1	1:59.626	36.337	30.861	52.428	270.0	27:07.380	21	3	1:57.528	34.569	31.050	51.909	266.7	50:15.936
14	1	1:56.454	34.276	30.146	52.032	271.4	29:03.834	22	3	1:57.016	34.174	30.800	52.042	267.3	52:12.952
15	1	1:56.766	34.116	30.249	52.401	270.7	31:00.600	23	3	1:58.979	34.705	30.803	53.471	268.0	54:11.931
16	1	2:06.690 B	34.544	31.856	1:00.290	267.3	33:07.290	24	3	1:57.306	34.337	30.581	52.388	270.7	56:09.237
17	2	4:26.715	3:00.445	31.740	54.530	256.5	37:34.005	25	3	2:04.002 B	34.371	30.641	58.990	268.7	58:13.239
18	2	1:57.888	34.993	30.739	52.156	266.7	39:31.893	26	2	3:58.879	2:31.635	32.193	55.051	264.1	1:02:12.118
19	2	1:57.342	35.118	30.465	51.759	268.7	41:29.235	27	2	2:45.848 B	36.509	32.621	1:36.718	263.4	1:04:57.966
20	2	1:55.387	33.808	30.342	51.237	268.0	43:24.622	28	2	3:08.949	1:42.493	31.583	54.873	266.0	1:08:06.915
21	2	2:03.742	35.076	31.492	57.174	251.2	45:28.364	29	2	2:04.170	37.625	31.286	55.259	266.0	1:10:11.085
22	2	1:55.195	33.684	30.438	51.073	265.4	47:23.559	30	2	2:04.651	36.172	32.252	56.227	241.6	1:12:15.736
23	2	1:55.734	33.953	30.303	51.478	268.7	49:19.293	31	2	2:06.129	36.937	32.228	56.964	261.5	1:14:21.865
24	2	2:02.241	34.871	30.793	56.577	270.7	51:21.534	32	2	2:03.295	36.257	32.155	54.883	252.9	1:16:25.160
25	2	2:10.723	38.354	37.091	55.278	232.3	53:32.257	33	2	2:02.636	35.980	31.717	54.939	266.0	1:18:27.796
26	2	1:59.822	34.308	30.267	55.247	272.7	55:32.079	34	2	2:01.736	36.881	30.939	53.916	268.7	1:20:29.532
27	2	1:56.193	34.126	30.283	51.784	270.0	57:28.272	35	2	2:00.746	35.224	32.225	53.297	264.1	1:22:30.278
28	2	1:55.509	33.676	30.066	51.767	268.7	59:23.781	36	2	2:15.569 B	37.766	31.417	1:06.386	265.4	1:24:45.847
29	2	2:06.222 B	34.840	29.976	1:01.406	272.0	1:01:30.003	74 Kessel Racing 1. Michael BRONISZEWSKI 3. Marcos GOMES Ferrari 488 GTE Evo 2. David PEREL LMGTE							
30	3	4:52.311	3:27.423	32.475	52.413	262.8	1:06:22.314	1	1	2:07.259	43.637	30.849	52.773	269.3	2:07.259
31	3	1:55.834	34.187	30.475	51.172	268.7	1:08:18.148	2	1	1:56.820	34.308	30.379	52.133	270.0	4:04.079
32	3	1:56.188	34.591	30.521	51.076	270.0	1:10:14.336	3	1	1:56.099	34.155	30.295	51.649	270.7	6:00.178
33	3	1:56.670	34.519	30.622	51.529	268.0	1:12:11.006	4	1	2:04.720 B	34.189	30.330	1:00.201	268.7	8:04.898
34	3	1:54.560	33.617	30.336	50.607	270.0	1:14:05.566	5	2	3:22.799	2:00.563	30.467	51.769	272.0	11:27.697
35	3	1:54.576	33.658	30.221	50.697	270.0	1:16:00.142	6	2	1:57.259	34.802	30.748	51.709	266.7	13:24.956
36	3	1:54.439	33.617	30.225	50.597	270.0	1:17:54.581	7	2	1:55.805	34.007	30.441	51.357	270.7	15:20.761
37	3	1:54.354	33.611	30.213	50.530	270.7	1:19:48.935	8	2	1:55.231	33.753	30.214	51.264	271.4	17:15.992
38	3	2:02.411 B	33.651	30.339	58.421	268.7	1:21:51.346	9	2	2:01.922 B	33.609	30.307	58.006	272.7	19:17.914
39	3	3:18.361	1:53.524	30.411	54.426	268.7	1:25:09.707	10	3	4:03.930	2:40.314	30.638	52.978	270.7	23:21.844
40	3	2:00.579	33.805	31.991	54.783	244.3	1:27:10.286	11	3	1:57.460	34.749	30.876	51.835	270.7	25:19.304
41	3	1:54.635	33.702	30.311	50.622	269.3	1:29:04.921	12	3	2:02.913 B	33.889	30.263	58.761	271.4	27:22.217
42	3	1:54.287	33.638	30.218	50.431	270.0	1:30:59.208	13	3	2:23.888	1:02.125	30.448	51.315	269.3	29:46.105
66 JMW Motorsport Ferrari 488 GTE Evo 1. Gunnar JEANNETTE 3. Finlay HUTCHISON LMGTE 2. Rodrigo SALES															
1	1	2:24.841	58.431	31.028	55.382	266.0	2:24.841	14	3	1:55.591	33.957	30.345	51.289	269.3	31:41.696
2	1	2:00.664	34.627	31.360	54.677	264.1	4:25.505	15	3	1:56.742	34.411	30.472	51.859	271.4	33:38.438
3	1	1:56.205	34.111	30.584	51.510	264.1	6:21.710	16	3	1:55.383	33.812	30.387	51.184	274.1	35:33.821
4	1	1:59.613	36.870	30.667	52.076	266.0	8:21.323	17	3	2:03.041 B	34.676	30.315	58.050	269.3	37:36.862
5	1	1:55.731	34.242	30.504	50.985	266.0	10:17.054	18	3	3:55.415	2:25.522	30.465	59.428	270.0	41:32.277
6	1	1:55.491	33.734	30.617	51.140	268.0	12:12.545	19	3	2:02.102	37.237	31.836	53.029	269.3	43:34.379
7	1	2:06.880 B	36.224	31.171	59.485	266.0	14:19.425	20	3	1:56.211	33.671	30.369	52.171	269.3	45:30.590
8	1	6:55.656	5:33.652	30.593	51.411	267.3	21:15.081	21	3	1:55.120	33.835	30.193	51.092	270.0	47:25.710
9	1	1:55.929	34.094	30.515	51.320	268.7	23:11.010	22	3	2:05.861 B	34.004	30.126	1:01.731	270.7	49:31.571
10	1	1:56.817	34.301	30.384	52.132	272.7	25:07.827	23	3	4:39.827	3:03.351	33.073	1:03.403	200.4	54:11.398
11	1	1:57.502	35.434	30.561	51.507	267.3	27:05.329	24	3	1:56.660	34.170	30.453	52.037	269.3	56:08.058
12	1	1:55.639	33.852	30.508	51.279	269.3	29:00.968	25	3	1:56.820	34.005	30.548	52.267	269.3	58:04.878
13	1	2:02.692 B	34.074	30.556	58.062	268.0	31:03.660	26	3	1:57.536	34.571	30.525	52.440	268.7	1:00:02.414
14	1	4:14.272	2:47.345	30.564	56.363	270.0	35:17.932	27	3	1:55.743	34.003	30.406	51.334	270.0	1:01:58.157
15	1	1:55.759	34.142	30.619	50.998	266.7	37:13.691	28	3	1:55.699	33.865	30.425	51.409	269.3	1:03:53.856
16	1	1:55.194	33.663	30.389	51.142	268.7	39:08.885	29	3	1:56.618	33.836	30.475	52.307	270.0	1:05:50.474
								30	3	1:56.521	34.018	30.508	51.995	268.7	1:07:46.995



EUROPEAN LE MANS SERIES

Le Castellet 240

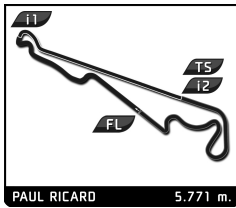
Free Practice 2

Sector Analysis

PAUL RICARD 5.771 m.

Lap under Red Flag Invalidated Lap Personal Best Session Best Crossing the pit lane

Lap	D	Time	Sector 1	Sector 2	Sector 3	T. Spd	Elapsed	Lap	D	Time	Sector 1	Sector 2	Sector 3	T. Spd	Elapsed	
31	3	1:57.491	34.028	30.441	53.022	269.3	1:09:44.486	83 Iron Lynx 1. Manuela GOSTNER 2. Michelle GATTING 3. Rahel FREY Ferrari 488 GTE Evo LMGTE	1	3	2:36.809	1:05.085	35.590	56.134	250.0	2:36.809
32	3	1:55.913	33.897	30.486	51.530	268.7	1:11:40.399		2	3	2:14.702	35.071	32.436	1:07.195	266.0	4:51.511
33	3	1:56.097	33.941	30.470	51.686	270.0	1:13:36.496		3	3	1:58.020	34.885	30.863	52.272	267.3	6:49.531
34	3	1:54.916	33.914	30.059	50.943	274.1	1:15:31.412		4	3	1:56.258	34.297	30.524	51.437	268.0	8:45.789
35	3	1:55.476	33.817	30.086	51.573	275.5	1:17:26.888		5	3	1:55.674	33.864	30.387	51.423	268.0	10:41.463
36	3	2:03.009 B	34.565	30.379	58.065	270.7	1:19:29.897		6	3	2:03.052 B	33.990	30.511	58.551	266.7	12:44.515
37	3	8:55.866	7:32.738	31.179	51.949	265.4	1:28:25.763		7	3	4:27.148	2:55.395	30.828	1:00.925	264.1	17:11.663
38	3	1:58.097	35.497	30.585	52.015	270.0	1:30:23.860		8	3	2:06.104	35.378	30.443	1:00.283	266.7	19:17.767
77 Proton Competition 1. Christian RIED 2. Michele BERETTA 3. Alessio PICARIELLO Porsche 911 RSR LMGTE	1	3	2:35.734	1:12.444	30.897	52.393	270.0	2:35.734								
	2	3	1:56.146	34.736	30.418	50.992	271.4	4:31.880								
	3	3	1:54.629	33.639	30.174	50.816	272.0	6:26.509								
	4	3	2:01.386 B	33.696	30.148	57.542	272.7	8:27.895								
	5	1	3:04.628	1:41.715	30.684	52.229	271.4	11:32.523								
	6	1	1:57.598	34.407	30.436	52.755	272.0	13:30.121								
	7	1	1:57.442	34.453	30.466	52.523	271.4	15:27.563								
	8	1	1:58.171	35.066	30.513	52.592	273.4	17:25.734								
	9	1	2:05.314 B	35.184	30.576	59.554	271.4	19:31.048								
	10	2	3:21.659	1:52.929	33.201	55.529	252.9	22:52.707								
	11	2	1:55.767	33.802	29.999	51.966	276.2	24:48.474								
	12	2	1:55.425	33.800	30.585	51.040	272.0	26:43.899								
	13	2	1:56.549	33.508	30.155	52.886	272.7	28:40.448								
	14	2	1:55.956	33.794	30.251	51.911	271.4	30:36.404								
	15	2	1:55.546	33.965	30.208	51.373	272.0	32:31.950								
	16	2	1:55.099	33.752	30.236	51.111	272.0	34:27.049								
	17	2	1:54.867	33.496	30.174	51.197	273.4	36:21.916								
	18	2	1:55.501	33.937	30.250	51.314	273.4	38:17.417								
	19	2	2:01.069 B	33.597	30.311	57.161	272.7	40:18.486								
	20	1	3:22.104	1:59.557	30.552	51.995	270.7	43:40.590								
21	1	1:56.959	34.543	30.377	52.039	271.4	45:37.549									
22	1	1:57.087	34.337	30.430	52.320	272.7	47:34.636									
23	1	1:56.766	34.353	30.465	51.948	272.7	49:31.402									
24	1	1:56.251	34.071	30.348	51.832	272.7	51:27.653									
25	1	1:59.885	35.643	32.198	52.044	269.3	53:27.538									
26	1	1:56.760	34.303	30.419	52.038	270.7	55:24.298									
27	1	1:56.355	34.087	30.445	51.823	272.0	57:20.653									
28	1	1:58.561	34.599	30.401	53.561	273.4	59:19.214									
29	1	2:08.010 B	35.485	32.034	1:00.491	270.7	1:01:27.224									
30	3	3:06.790	1:44.631	30.561	51.598	271.4	1:04:34.014									
31	3	1:56.316	34.681	30.286	51.349	273.4	1:06:30.330									
32	3	1:55.678	34.151	30.281	51.246	274.1	1:08:26.008									
33	3	1:55.056	33.820	30.084	51.152	275.5	1:10:21.064									
34	3	1:54.841	33.722	30.027	51.092	273.4	1:12:15.905									
35	3	1:54.998	33.745	30.177	51.076	272.7	1:14:10.903									
36	3	1:54.470	33.570	30.131	50.769	274.1	1:16:05.373									
37	3	1:54.771	33.686	30.079	51.006	275.5	1:18:00.144									
38	3	1:54.685	33.791	30.108	50.786	273.4	1:19:54.829									
39	3	1:55.618	33.731	30.185	51.702	272.7	1:21:50.447									
40	3	1:54.897	33.812	30.169	50.916	272.0	1:23:45.344									
41	3	1:54.619	33.687	30.197	50.735	272.7	1:25:39.963									
42	3	2:00.677 B	33.795	30.214	56.668	272.0	1:27:40.640									
93 Proton Competition 1. Michael FASSBENDER 2. Felipe LASER 3. Richard LIETZ Porsche 911 RSR LMGTE	1	3	2:47.648	1:17.353	33.541	56.754	260.9	2:47.648								
	2	3	1:56.469	33.997	30.276	52.196	270.7	4:44.117								
	3	3	1:55.992	33.787	30.259	51.946	270.7	6:40.109								
	4	3	1:56.834	33.973	30.167	52.694	272.0	8:36.943								
	5	3	1:59.636	36.775	30.503	52.358	272.0	10:36.579								
	6	3	1:54.559	33.543	30.270	50.746	269.3	12:31.138								



EUROPEAN LE MANS SERIES
Le Castellet 240
Free Practice 2

Sector Analysis

PAUL RICARD 5.771 m.

Lap under Red Flag Invalidated Lap Personal Best Session Best B Crossing the pit lane

Lap	D	Time	Sector 1	Sector 2	Sector 3	T. Spd	Elapsed	Lap	D	Time	Sector 1	Sector 2	Sector 3	T. Spd	Elapsed
7	3	1:55.076	33.382	30.226	51.468	271.4	14:26.214								
8	3	2:02.557 B	34.104	30.204	58.249	271.4	16:28.771								
9	2	3:18.662	1:56.611	30.429	51.622	270.7	19:47.433								
10	2	1:55.681	33.789	30.575	51.317	272.0	21:43.114								
11	2	1:55.112	33.803	30.277	51.032	270.7	23:38.226								
12	2	1:54.646	33.633	30.163	50.850	272.7	25:32.872								
13	2	1:55.607	33.958	30.145	51.504	272.7	27:28.479								
14	2	1:55.454	33.673	30.250	51.531	271.4	29:23.933								
15	2	2:02.045 B	33.760	30.298	57.987	273.4	31:25.978								
16	1	6:27.560	5:02.096	31.201	54.263	268.0	37:53.538								
17	1	1:59.227	34.866	30.664	53.697	269.3	39:52.765								
18	1	1:59.255	35.637	30.685	52.933	269.3	41:52.020								
19	1	1:58.085	34.956	30.683	52.446	270.0	43:50.105								
20	1	2:00.537	35.163	32.162	53.212	267.3	45:50.642								
21	1	1:58.485	34.975	30.692	52.818	269.3	47:49.127								
22	1	1:57.868	34.756	30.486	52.626	269.3	49:46.995								
23	1	1:57.897	34.765	30.594	52.538	270.0	51:44.892								
24	1	2:06.411 B	34.876	30.761	1:00.774	272.0	53:51.303								
25	1	4:47.254	3:24.209	30.707	52.338	270.7	58:38.557								
26	1	1:57.645	34.452	30.427	52.766	272.7	1:00:36.202								
27	1	1:57.740	35.192	30.449	52.099	272.7	1:02:33.942								
28	1	1:58.318	35.150	30.645	52.523	272.0	1:04:32.260								
29	1	2:01.377	36.983	32.057	52.337	270.0	1:06:33.637								
30	1	1:58.658	34.970	31.451	52.237	273.4	1:08:32.295								
31	1	1:57.272	34.557	30.475	52.240	270.7	1:10:29.567								
32	1	1:56.746	34.362	30.416	51.968	271.4	1:12:26.313								
33	1	1:57.366	34.683	30.345	52.338	272.0	1:14:23.679								
34	1	1:59.078	34.729	31.739	52.610	268.0	1:16:22.757								
35	1	1:57.213	34.542	30.342	52.329	272.7	1:18:19.970								
36	1	1:55.939	34.230	30.195	51.514	276.2	1:20:15.909								
37	1	1:56.827	34.303	30.360	52.164	271.4	1:22:12.736								
38	1	1:58.284	34.802	30.290	53.192	271.4	1:24:11.020								
39	1	1:57.049	34.399	30.334	52.316	272.0	1:26:08.069								
40	1	1:57.410	34.274	30.516	52.620	271.4	1:28:05.479								
41	1	2:05.112 B	34.512	30.495	1:00.105	272.7	1:30:10.591								