

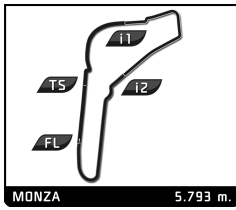
ELMS Collective Test Day
4 Hours of Monza
Morning Test

Sector Analysis

Lap under Red Flag Invalidated Lap Personal Best Session Best Crossing the pit lane

Lap	D	Time	Sector 1	Sector 2	Sector 3	T. Spd	Elapsed	Lap	D	Time	Sector 1	Sector 2	Sector 3	T. Spd	Elapsed
2	United Autosports Ligier JS P320 - Nissan														
	1. Wayne BOYD			3. Robert WHELDON				LMP3							
2		5:02.273	3:43.993	39.569	38.711	193.9	5:02.273	6	1	1:47.417	34.609	36.536	36.272	273.4	12:48.900
2	2	2:00.224 B	36.222	38.170	45.832	245.5	7:02.497	7	1	1:45.746	34.012	35.883	35.851	274.8	14:34.646
3	2	8:47.884	7:32.937	37.972	36.975	210.5	15:50.381	8	1	1:47.974	34.336	36.210	37.428	279.1	16:22.620
4	2	1:48.027	35.097	36.519	36.411	262.8	17:38.408	9	1	1:52.915 B	34.544	35.724	42.647	264.1	18:15.535
5	2	1:46.034	34.275	35.830	35.929	273.4	19:24.442	10	1	14:08.450	...	38.041	38.576	210.1	32:23.985
6	2	1:46.088	34.223	35.801	36.064	277.6	21:10.530	11	1	1:48.343	34.305	36.629	37.409	276.9	34:12.328
7	2	1:46.484	34.478	35.899	36.107	272.0	22:57.014	12	1	1:47.375	35.041	36.353	35.981	274.8	35:59.703
8	2	1:45.350	33.994	35.639	35.717	274.8	24:42.364	13	1	1:46.640	34.064	36.570	36.006	275.5	37:46.343
9	2	1:53.033 B	34.285	35.487	43.261	273.4	26:35.397	14	1	1:46.096	34.111	35.795	36.190	274.1	39:32.439
10	2	4:59.123	3:46.413	36.547	36.163	215.1	31:34.520	15	1	1:45.774	34.058	35.812	35.904	274.8	41:18.213
11	2	1:46.060	34.201	35.733	36.126	275.5	33:20.580	16	1	1:45.609	33.923	35.746	35.940	276.9	43:03.822
12	2	1:46.360	34.081	35.715	36.564	275.5	35:06.940	17	1	1:48.187	34.158	35.912	38.117	279.1	44:52.009
13	2	1:45.563	34.168	35.825	35.570	271.4	36:52.503	18	1	1:45.846	34.146	35.713	35.987	276.9	46:37.855
14	2	1:45.496	34.288	35.600	35.608	275.5	38:37.999	19	1	1:45.106	33.815	35.606	35.685	276.9	48:22.961
15	2	1:44.968	33.988	35.468	35.512	275.5	40:22.967	20	1	1:52.004 B	33.783	36.244	41.977	278.4	50:14.965
16	2	1:52.326 B	34.215	35.630	42.481	275.5	42:15.293	21	1	14:19.295	...	36.844	42.617	173.1	1:04:34.260
17	3	6:19.613	5:01.879	38.945	38.789	210.5	48:34.906	22	1	1:52.254	34.072	38.289	39.893	276.2	1:06:26.514
18	3	1:50.422	34.896	38.101	37.425	266.7	50:25.328	23	1	1:45.892	34.002	35.780	36.110	276.2	1:08:12.406
19	3	1:48.602	34.638	37.259	36.705	274.8	52:13.930	24	1	1:52.480 B	34.015	35.885	42.580	278.4	1:10:04.886
20	3	1:56.209 B	34.426	36.715	45.068	264.1	54:10.139	25	3	4:52.212	3:31.523	40.749	39.940	192.2	1:14:57.098
21	3	7:28.871	6:15.195	36.992	36.684	214.3	1:01:39.010	26	3	1:53.778	35.989	39.268	38.521	232.8	1:16:50.876
22	3	1:47.522	34.654	36.532	36.336	270.7	1:03:26.532	27	3	1:51.109	35.402	38.365	37.342	259.0	1:18:41.985
23	3	1:47.469	34.527	36.459	36.483	270.7	1:05:14.001	28	3	1:51.504	34.869	38.914	37.721	270.0	1:20:33.489
24	3	1:49.304	35.068	37.849	36.387	275.5	1:07:03.305	29	3	1:49.823	35.109	37.567	37.147	268.7	1:22:23.312
25	3	1:53.955 B	34.402	36.161	43.392	270.7	1:08:57.260	30	3	1:50.239	35.290	37.359	37.590	260.9	1:24:13.551
26	1	4:49.239	3:35.598	36.977	36.664	211.4	1:13:46.499	31	3	1:48.985	34.585	37.235	37.165	274.8	1:26:02.536
27	1	1:46.379	34.379	36.047	35.953	272.7	1:15:32.878	32	3	1:49.426	34.798	37.043	37.585	277.6	1:27:51.962
28	1	1:45.212	34.074	35.433	35.705	274.1	1:17:18.090	33	3	1:49.387	34.912	37.138	37.337	272.7	1:29:41.349
29	1	1:45.241	34.016	35.515	35.710	273.4	1:19:03.331	34	3	1:52.922	34.422	41.017	37.483	276.2	1:31:34.271
30	1	1:45.037	33.904	35.509	35.624	276.2	1:20:48.368	35	3	1:49.683	34.460	37.589	37.634	279.1	1:33:23.954
31	1	1:44.685	33.842	35.418	35.425	266.0	1:22:33.053	36	3	2:09.283 B	35.037	43.776	50.470	276.9	1:35:33.237
32	1	1:44.453	33.962	35.264	35.227	276.2	1:24:17.506								
33	1	1:52.364 B	33.884	35.467	43.013	276.9	1:26:09.870								
34	3	6:24.729	5:10.977	37.277	36.475	213.0	1:32:34.599								
35	3	1:46.594	34.503	36.086	36.005	271.4	1:34:21.193								
36	3	2:43.886 B	34.358	37.492	1:32.036	272.0	1:37:05.079								
37	3	7:23.424 B	6:01.654	38.047	43.723	150.2	1:44:28.503								
38	3	3:29.244	2:16.452	36.627	36.165	204.5	1:47:57.747								
39	3	1:46.678	34.217	36.426	36.035	278.4	1:49:44.425								
40	3	1:47.628	34.287	36.803	36.538	272.7	1:51:32.053								
41	3	1:47.104	34.163	35.826	37.115	272.0	1:53:19.157								
42	3	1:46.274	34.095	35.820	36.359	274.1	1:55:05.431								
3	United Autosports Ligier JS P320 - Nissan														
	1. Duncan TAPPY			3. James MCGUIRE				LMP3							
1		3:07.885	1:34.849	46.126	46.910	132.2	3:07.885								
2	1	2:06.226	39.832	43.117	43.277	169.8	5:14.111								
3	1	1:58.742	38.164	40.705	39.873	172.0	7:12.853								
4	1	1:51.080	35.952	37.876	37.252	243.8	9:03.933								
5	1	1:57.550	36.467	40.216	40.867	252.9	11:01.483								
4	DKR Engineering Duqueine M30 - D08 - Nissan														
	1. Laurents HERR			3. Wolfgang TRILLER				LMP3							
1		4:11.557	2:49.563	41.882	40.112	173.6	4:11.557								
2	1	2:01.086 B	35.975	37.696	47.415	248.8	6:12.643								
3	1	5:58.060	4:43.410	37.434	37.216	180.3	12:10.703								
4	1	1:48.238	34.777	36.569	36.892	274.1	13:58.941								
5	1	1:59.010 B	34.749	36.760	47.501	267.3	15:57.951								
6	1	5:11.274	3:55.999	37.728	37.547	190.1	21:09.225								
7	1	1:47.689	34.723	36.411	36.555	268.7	22:56.914								
8	1	1:47.634	34.815	36.383	36.436	263.4	24:44.548								
9	1	1:47.072	34.744	36.091	36.237	269.3	26:31.620								
10	1	1:47.322	34.389	36.802	36.131	274.8	28:18.942								
11	1	1:46.859	34.496	36.241	36.122	274.8	30:05.801								
12	1	1:46.487	34.089	36.247	36.151	276.9	31:52.288								
13	1	1:54.414 B	34.261	36.300	43.853	277.6	33:46.702								
14	2	5:40.422	4:22.400	38.968	39.054	174.2	39:27.124								
15	2	1:51.969	35.573	37.939	38.457	259.0	41:19.093								
16	2	1:50.732	35.049	37.966	37.717	264.7	43:09.825								
17	2	1:49.858	35.459	37.090	37.309	275.5	44:59.683								
18	2	1:49.237	35.252	36.857	37.128	275.5	46:48.920								
19	2	1:50.586	34.659	38.709	37.218	276.9	48:39.506								



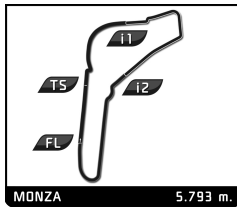


ELMS Collective Test Day
4 Hours of Monza
Morning Test

Sector Analysis

Lap under Red Flag											Invalidated Lap	Personal Best	Session Best	B Crossing the pit lane	
Lap	D	Time	Sector 1	Sector 2	Sector 3	T. Spd	Elapsed	Lap	D	Time	Sector 1	Sector 2	Sector 3	T. Spd	Elapsed
20	2	1:47.993	34.476	36.642	36.875	276.9	50:27.499	25	1	1:50.543	35.017	38.279	37.247	268.0	1:06:54.604
21	2	1:57.003 B	34.407	38.002	44.594	275.5	52:24.502	26	1	1:49.542	34.900	37.227	37.415	266.7	1:08:44.146
22	2	9:42.098	8:26.814	37.752	37.532	212.6	1:02:06.600	27	1	1:48.939	34.846	37.071	37.022	268.0	1:10:33.085
23	2	1:50.556	34.840	38.490	37.226	272.7	1:03:57.156	28	1	1:48.927	34.769	36.963	37.195	270.0	1:12:22.012
24	2	1:50.592	35.540	37.336	37.716	272.0	1:05:47.748	29	1	1:57.311 B	35.099	37.112	45.100	264.7	1:14:19.323
25	2	1:47.953	34.470	36.666	36.817	271.4	1:07:35.701	30	1	3:59.547	2:42.721	38.708	38.118	206.9	1:18:18.870
26	2	1:47.619	34.356	36.465	36.798	276.2	1:09:23.320	31	1	1:50.692	35.494	38.422	36.776	225.9	1:20:09.562
27	2	1:55.705 B	34.408	36.954	44.343	275.5	1:11:19.025	32	1	1:48.212	34.591	36.583	37.038	269.3	1:21:57.774
28	3	5:50.611	4:28.275	41.649	40.687	208.1	1:17:09.636	33	1	1:47.897	34.691	36.432	36.774	268.0	1:23:45.671
29	3	1:53.439	35.993	38.531	38.915	236.3	1:19:03.075	34	1	1:47.603	34.713	36.276	36.614	268.7	1:25:33.274
30	3	1:52.200	35.306	38.315	38.579	278.4	1:20:55.275	35	1	1:48.047	35.032	36.407	36.608	267.3	1:27:21.321
31	3	1:52.244	35.172	37.882	39.190	265.4	1:22:47.519	36	1	1:47.403	34.565	36.268	36.570	267.3	1:29:08.724
32	3	1:56.219	35.807	42.058	38.354	255.9	1:24:43.738	37	1	1:55.801 B	34.854	37.466	43.481	268.0	1:31:04.525
33	3	1:56.907	38.813	38.623	39.471	262.8	1:26:40.645	38	2	4:09.687	2:53.305	38.541	37.841	210.9	1:35:14.212
34	3	1:50.602	35.003	37.548	38.051	261.5	1:28:31.247	39	2	3:15.865 B	35.116	1:04.867	1:35.882	264.7	1:38:30.077
35	3	1:50.376	34.884	37.511	37.981	265.4	1:30:21.623	40	2	5:52.832	4:35.740	38.443	38.649	142.9	1:44:22.909
36	3	1:52.063	36.232	37.810	38.021	276.9	1:32:13.686	41	2	1:50.717	35.845	37.375	37.497	264.7	1:46:13.626
37	3	1:49.922	34.971	37.290	37.661	260.9	1:34:03.608	42	2	1:57.300 B	35.003	37.278	45.019	266.0	1:48:10.926
38	3	2:14.753 B	34.698	37.806	1:02.249	265.4	1:36:18.361	43	3	3:17.833	2:02.495	37.974	37.364	211.4	1:51:28.759
39	3	7:52.222	6:34.845	39.392	37.985	208.1	1:44:10.583	44	3	1:50.401	35.733	37.262	37.406	266.0	1:53:19.160
40	3	1:51.277	35.776	37.626	37.875	272.0	1:46:01.860	45	3	1:49.103	35.197	36.962	36.944	268.7	1:55:08.263
41	3	1:51.350	36.135	37.611	37.604	267.3	1:47:53.210	7 Nielsen Racing 1. Anthony WELLS 2. Colin NOBLE Duqueine M30 - D08 - Nissan LMP3							
42	3	1:49.825	34.639	37.712	37.474	258.4	1:49:43.035	1	1	2:46.852	1:23.842	41.924	41.086	191.5	2:46.852
43	3	1:50.382	34.824	37.504	38.054	265.4	1:51:33.417	2	1	1:55.005	37.303	38.937	38.765	239.5	4:41.857
44	3	1:50.787	34.812	38.200	37.775	268.0	1:53:24.204	3	1	2:01.402 B	36.137	39.342	45.923	262.8	6:43.259
45	3	1:49.944	34.671	37.022	38.251	271.4	1:55:14.148	4	1	5:26.729	4:09.433	38.592	38.704	209.3	12:09.988
5 Graff 1. Eric TROUILLET 2. Luis SANJUAN Duqueine M30 - D08 - Nissan LMP3															
1	2	3:05.150 B	1:19.208	48.464	57.478	153.2	3:05.150	5	1	1:52.104	36.523	37.847	37.734	259.0	14:02.092
2	2	11:14.642	9:52.929	41.239	40.474	209.7	14:19.792	6	1	1:49.949	35.384	37.236	37.329	269.3	15:52.041
3	2	1:56.087	36.951	39.926	39.210	261.5	16:15.879	7	1	1:50.120	35.345	37.331	37.444	271.4	17:42.161
4	2	1:53.202	35.813	39.046	38.343	264.1	18:09.081	8	1	1:48.713	34.953	36.715	37.045	270.0	19:30.874
5	2	1:53.276	36.175	38.483	38.618	234.3	20:02.357	9	1	1:48.253	34.887	36.467	36.899	270.7	21:19.127
6	2	1:51.779	35.557	38.026	38.196	262.8	21:54.136	10	1	1:48.373	34.886	36.572	36.915	270.0	23:07.500
7	2	1:50.931	35.249	37.787	37.895	265.4	23:45.067	11	1	1:48.336	34.861	36.481	36.994	270.7	24:55.836
8	2	1:50.560	35.328	37.863	37.369	265.4	25:35.627	12	1	1:48.156	34.975	36.416	36.765	270.0	26:43.992
9	2	1:49.191	35.056	37.069	37.066	265.4	27:24.818	13	1	1:47.927	34.539	36.627	36.761	270.7	28:31.919
10	2	1:49.755	35.509	37.071	37.175	265.4	29:14.573	14	1	1:50.042	34.656	37.554	37.832	271.4	30:21.961
11	2	1:58.236 B	36.422	38.074	43.740	261.5	31:12.809	15	1	1:47.852	34.685	36.352	36.815	269.3	32:09.813
12	3	4:57.662	3:34.569	43.570	39.523	210.5	36:10.471	16	1	1:59.270 B	34.744	37.157	47.369	270.7	34:09.083
13	3	1:53.350	35.731	38.909	38.710	259.0	38:03.821	17	1	9:49.233	8:33.659	38.199	37.375	200.7	43:58.316
14	3	1:55.335	35.474	41.249	38.612	264.1	39:59.156	18	1	1:48.730	34.807	36.944	36.979	273.4	45:47.046
15	3	1:53.441	36.432	38.541	38.468	264.7	41:52.597	19	1	1:48.098	34.584	36.836	36.678	274.1	47:35.144
16	3	1:52.636	36.055	38.457	38.124	264.1	43:45.233	20	1	1:55.602 B	34.508	36.559	44.535	277.6	49:30.746
17	3	2:02.609 B	39.227	38.113	45.269	266.0	45:47.842	21	1	7:04.768 B	4:15.474	1:13.927	1:35.367	211.4	56:35.514
18	3	3:11.492	1:55.023	38.754	37.715	213.4	48:59.334	22	2	4:35.704	3:20.257	37.742	37.705	213.4	1:01:11.218
19	3	1:49.848	35.012	37.408	37.428	266.0	50:49.182	23	2	1:48.814	34.577	36.632	37.605	272.0	1:03:00.032
20	3	1:50.051	34.744	37.961	37.346	266.7	52:39.233	24	2	1:46.802	34.351	36.346	36.105	268.0	1:04:46.834
21	3	2:07.826 B	34.770	37.164	55.892	267.3	54:47.059	25	2	1:46.002	34.058	36.015	35.929	274.1	1:06:32.836
22	1	6:33.976	5:13.712	41.018	39.246	188.2	1:01:21.035	26	2	1:45.813	34.034	35.833	35.946	274.8	1:08:18.649
23	1	1:52.122	35.803	38.054	38.265	244.9	1:03:13.157	27	2	1:45.373	34.039	35.604	35.730	274.1	1:10:04.022
24	1	1:50.904	35.359	37.735	37.810	266.0	1:05:04.061	28	2	1:46.343	33.797	36.452	36.094	278.4	1:11:50.365
								29	2	1:54.499 B	33.865	37.941	42.693	276.2	1:13:44.864





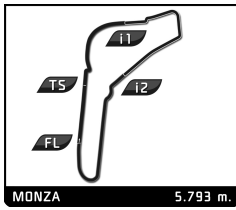
ELMS Collective Test Day
4 Hours of Monza
Morning Test

Sector Analysis

Lap under Red Flag Invalidated Lap Personal Best Session Best Crossing the pit lane

Lap	D	Time	Sector 1	Sector 2	Sector 3	T. Spd	Elapsed	Lap	D	Time	Sector 1	Sector 2	Sector 3	T. Spd	Elapsed		
30	2	13:54.161	...	36.744	36.285	209.3	1:27:39.025	41	1	1:48.511	34.613	36.824	37.074	275.5	1:55:38.773		
31	2	1:47.644	34.357	37.312	35.975	271.4	1:29:26.669	9	Graff		3. Maxime ROBIN		Ligier JS P320 - Nissan LMP3				
32	2	1:46.637	34.547	35.886	36.204	272.0	1:31:13.306		1. Vincent CAPILLAIRE		2. Arnold ROBIN						
33	2	1:45.294	34.001	35.681	35.612	274.8	1:32:58.600	1	1	6:35.684	5:12.222	42.303	41.159	137.8	6:35.684		
34	2	1:46.320	34.392	35.587	36.341	275.5	1:34:44.920	2	1	1:53.858	36.229	39.260	38.369	233.3	8:29.542		
35	2	2:42.317	34.234	36.538	1:31.545	276.2	1:37:27.237	3	1	1:49.774	34.737	37.259	37.778	269.3	10:19.316		
36	2	13:33.411	...	36.395	35.692	214.7	1:51:00.648	4	1	1:50.726	34.726	37.480	38.520	273.4	12:10.042		
37	2	1:44.682	33.876	35.256	35.550	274.8	1:52:45.330	5	1	1:47.946	34.377	36.475	37.094	274.1	13:57.988		
38	2	1:44.862	34.061	35.368	35.433	277.6	1:54:30.192	6	1	1:56.574	B	34.465	37.633	44.476	270.7	15:54.562	
39	2	1:45.240	33.775	36.023	35.442	274.8	1:56:15.432	7	2	4:44.251	3:19.879	44.866	39.506	213.4	20:38.813		
8	Realteam Racing		Ligier JS P320 - Nissan														
	1. Esteban GARCIA		LMP3														
2. David DROUX																	
1	2	9:08.098	B	7:45.870	38.374	43.854	209.7	9:08.098	8	2	1:51.403	35.100	38.277	38.026	269.3	22:30.216	
2	2	4:19.526	3:05.179	37.723	36.624	210.9	13:27.624	9	2	1:50.064	34.479	37.851	37.734	273.4	24:20.280		
3	2	1:47.628	35.097	36.435	36.096	270.0	15:15.252	10	2	1:49.734	34.883	37.335	37.516	273.4	26:10.014		
4	2	1:46.887	34.932	36.012	35.943	273.4	17:02.139	11	2	1:48.224	34.281	37.060	36.883	274.1	27:58.238		
5	2	1:47.446	34.591	35.916	36.939	273.4	18:49.585	12	2	1:55.586	B	34.755	37.057	43.774	273.4	29:53.824	
6	2	1:47.386	34.269	36.035	37.082	276.2	20:36.971	13	3	3:22.185	2:04.701	39.010	38.474	206.5	33:16.009		
7	2	1:45.910	34.345	35.830	35.735	274.1	22:22.881	14	3	1:49.906	35.211	37.006	37.689	247.7	35:05.915		
8	2	1:51.912	B	34.239	36.009	41.664	274.8	24:14.793	15	3	1:49.429	34.999	37.401	37.029	272.7	36:55.344	
9	2	7:27.561	6:14.938	36.644	35.979	216.4	31:42.354	16	3	1:48.140	34.483	36.622	37.035	274.1	38:43.484		
10	2	1:45.911	34.465	35.781	35.665	272.7	33:28.265	17	3	1:47.509	34.378	36.427	36.704	274.8	40:30.993		
11	2	1:51.568	B	34.263	35.833	41.472	274.8	35:19.833	18	3	1:54.367	B	34.527	36.634	43.206	274.8	42:25.360
12	2	12:59.688	...	36.473	36.226	216.0	48:19.521	19	3	4:03.892	2:49.237	37.707	36.948	216.9	46:29.252		
13	2	1:46.657	34.367	35.985	36.305	274.1	50:06.178	20	3	1:47.713	34.673	36.525	36.515	276.2	48:16.965		
14	2	1:47.098	34.324	36.460	36.314	274.1	51:53.276	21	3	1:47.413	34.536	36.325	36.552	275.5	50:04.378		
15	2	1:46.924	34.101	36.227	36.596	276.9	53:40.200	22	3	1:47.399	34.709	35.999	36.691	274.8	51:51.777		
16	2	4:06.645	B	1:07.250	1:22.050	1:37.345	120.5	57:46.845	23	3	1:48.134	34.481	37.042	36.611	277.6	53:39.911	
17	2	4:26.422	3:13.167	36.930	36.325	214.7	1:02:13.267	24	3	4:03.785	B	1:06.562	1:22.179	1:35.044	127.5	57:43.696	
18	2	1:46.402	34.330	36.039	36.033	271.4	1:03:59.669	25	3	4:13.897	2:57.354	38.797	37.746	215.6	1:01:57.593		
19	2	1:47.308	34.358	36.174	36.776	272.7	1:05:46.977	26	3	1:50.606	35.204	37.306	38.096	261.5	1:03:48.199		
20	2	1:45.337	34.034	35.654	35.649	274.1	1:07:32.314	27	3	1:48.153	34.895	36.553	36.705	273.4	1:05:36.352		
21	2	1:52.196	B	34.286	36.352	41.558	274.8	1:09:24.510	28	3	1:55.365	B	34.748	36.817	43.800	274.1	1:07:31.717
22	2	3:06.841	1:45.000	41.262	40.579	217.3	1:12:31.351	29	2	3:30.100	2:14.687	37.977	37.436	214.3	1:11:01.817		
23	2	1:44.074	33.776	35.170	35.128	275.5	1:14:15.425	30	2	1:48.415	34.555	36.923	36.937	267.3	1:12:50.232		
24	2	1:50.502	B	33.832	35.524	41.146	276.9	1:16:05.927	31	2	1:50.716	34.270	38.260	38.186	264.1	1:14:40.948	
25	1	4:07.446	2:47.903	40.524	39.019	212.6	1:20:13.373	32	2	1:48.318	34.478	37.153	36.687	275.5	1:16:29.266		
26	1	1:50.396	35.019	37.798	37.579	273.4	1:22:03.769	33	2	1:49.847	34.930	37.293	37.624	267.3	1:18:19.113		
27	1	1:49.409	34.879	37.396	37.134	273.4	1:23:53.178	34	2	1:47.346	34.280	36.588	36.478	277.6	1:20:06.459		
28	1	1:48.647	34.663	37.053	36.931	273.4	1:25:41.825	35	2	1:47.544	34.476	36.568	36.500	262.1	1:21:54.003		
29	1	1:50.188	34.594	38.521	37.073	275.5	1:27:32.013	36	2	1:46.958	34.231	36.347	36.380	274.8	1:23:40.961		
30	1	1:48.623	34.912	36.772	36.939	274.8	1:29:20.636	37	2	1:46.498	34.091	36.085	36.322	276.9	1:25:27.459		
31	1	1:48.112	34.578	36.723	36.811	273.4	1:31:08.748	38	2	1:55.785	B	34.337	36.981	44.467	274.8	1:27:23.244	
32	1	1:48.162	34.517	36.784	36.861	274.1	1:32:56.910	39	1	3:21.624	2:07.201	37.044	37.379	213.9	1:30:44.868		
33	1	1:47.895	34.478	36.471	36.946	277.6	1:34:44.805	40	1	1:52.380	38.168	37.024	37.188	272.7	1:32:37.248		
34	1	3:09.840	B	35.831	59.143	1:34.866	270.7	1:37:54.645	41	1	1:47.618	34.376	36.474	36.768	274.8	1:34:24.866	
35	1	6:48.997	5:34.372	37.317	37.308	216.0	1:44:43.642	42	1	2:41.778	B	34.260	36.290	1:31.228	275.5	1:37:06.644	
36	1	1:50.244	34.701	36.877	38.666	271.4	1:46:33.886	43	1	7:20.486	6:00.535	39.341	40.610	194.2	1:44:27.130		
37	1	1:49.017	34.589	36.716	37.712	272.7	1:48:22.903	44	1	1:50.180	34.769	37.947	37.464	266.7	1:46:17.310		
38	1	1:48.761	34.797	36.799	37.165	274.1	1:50:11.664	45	1	1:48.175	34.558	36.613	37.004	272.0	1:48:05.485		
39	1	1:49.443	34.960	37.149	37.334	276.2	1:52:01.107	46	1	1:50.735	34.296	38.976	37.463	274.1	1:49:56.220		
40	1	1:49.155	34.588	37.178	37.389	274.1	1:53:50.262	47	1	1:54.371	39.275	38.247	36.849	274.1	1:51:50.591		
								48	1	1:47.273	34.292	36.371	36.610	276.2	1:53:37.864		
								49	1	1:58.297	B	36.242	37.403	44.652	275.5	1:55:36.161	





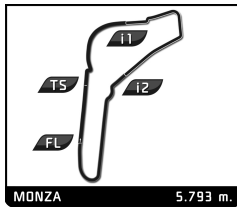
ELMS Collective Test Day
4 Hours of Monza
Morning Test

Sector Analysis

Lap under Red Flag Invalidated Lap Personal Best Session Best B Crossing the pit lane

Lap	D	Time	Sector 1	Sector 2	Sector 3	T. Spd	Elapsed	Lap	D	Time	Sector 1	Sector 2	Sector 3	T. Spd	Elapsed
10	Nielsen Racing 1. Rob HODES 2. Garrett GRIST							Duqueine M30 - D08 - Nissan LMP3							
1	2	2:04.435	46.469	39.715	38.251	165.9	2:04.435	5	1	1:46.670	34.576	35.911	36.183	270.0	9:41.042
2	2	1:50.858	35.795	37.983	37.080	262.1	3:55.293	6	1	1:46.401	34.337	35.912	36.152	272.0	11:27.443
3	2	1:51.969	35.129	38.641	38.199	267.3	5:47.262	7	1	1:53.134 B	34.458	35.919	42.757	270.7	13:20.577
4	2	1:47.342	34.806	36.341	36.195	269.3	7:34.604	8	1	3:18.574	2:05.536	36.591	36.447	216.4	16:39.151
5	2	1:48.234	35.061	36.240	36.933	272.7	9:22.838	9	1	1:47.178	34.296	35.994	36.888	272.0	18:26.329
6	2	1:46.821	34.724	35.880	36.217	271.4	11:09.659	10	1	1:46.267	34.242	35.786	36.239	273.4	20:12.596
7	2	1:46.140	34.148	35.934	36.058	273.4	12:55.799	11	1	1:46.629	34.491	35.996	36.142	274.1	21:59.225
8	2	1:47.366	34.284	35.822	37.260	271.4	14:43.165	12	1	1:46.700	34.448	35.903	36.349	272.7	23:45.925
9	2	1:45.559	34.261	35.633	35.665	271.4	16:28.724	13	1	1:53.249 B	34.581	36.087	42.581	272.0	25:39.174
10	2	1:46.205	34.127	35.772	36.306	274.8	18:14.929	14	1	3:57.293	2:44.358	36.015	36.920	213.9	29:36.467
11	2	1:47.467	34.646	36.624	36.197	271.4	20:02.396	15	1	1:47.728	34.427	36.695	36.606	271.4	31:24.195
12	2	1:45.627	34.334	35.709	35.584	272.7	21:48.023	16	1	1:46.844	34.446	36.264	36.134	269.3	33:11.039
13	2	1:45.236	34.105	35.557	35.574	272.0	23:33.259	17	1	1:46.509	34.379	35.887	36.243	270.0	34:57.548
14	2	1:45.092	34.086	35.475	35.531	271.4	25:18.351	18	1	1:46.424	34.477	35.913	36.034	270.0	36:43.972
15	2	1:54.805 B	34.201	36.360	44.244	271.4	27:13.156	19	1	1:53.037 B	34.517	36.420	42.100	269.3	38:37.009
16	1	5:51.325	4:31.793	40.340	39.192	177.3	33:04.481	20	1	25:20.735	...	36.838	37.564	206.9	1:03:57.744
17	1	1:59.165 B	35.784	38.462	44.919	267.3	35:03.646	21	1	1:58.863	35.297	47.577	35.989	271.4	1:05:56.607
18	1	15:58.972	...	41.951	39.909	147.5	51:02.618	22	1	1:45.161	34.034	35.453	35.674	272.7	1:07:41.768
19	1	1:51.526	35.528	38.175	37.823	265.4	52:54.144	23	1	1:45.134	34.091	35.404	35.639	272.0	1:09:26.902
20	1	2:44.631 B	35.211	38.505	1:30.915	267.3	55:38.775	24	1	1:47.016	34.293	36.471	36.252	273.4	1:11:13.918
21	1	6:59.877	5:42.405	38.681	38.791	194.9	1:02:38.652	25	1	1:45.437	33.989	35.767	35.681	274.1	1:12:59.355
22	1	1:49.642	35.078	37.436	37.128	268.7	1:04:28.294	26	1	1:45.755	34.213	35.963	35.579	274.8	1:14:45.110
23	1	1:49.465	34.958	37.356	37.151	271.4	1:06:17.759	27	1	1:45.657	34.049	35.913	35.695	275.5	1:16:30.767
24	1	1:50.648	35.087	37.840	37.721	268.0	1:08:08.407	28	1	1:54.218 B	34.092	36.721	43.405	274.1	1:18:24.985
25	1	1:49.691	34.679	37.522	37.490	274.1	1:09:58.098	29	1	13:37.566	...	36.180	36.081	212.6	1:32:02.551
26	1	2:00.944 B	35.454	39.121	46.369	272.7	1:11:59.042	30	1	1:46.215	34.428	35.871	35.916	271.4	1:33:48.766
27	1	3:55.218	2:39.162	38.685	37.371	197.4	1:15:54.260	31	1	1:54.838 B	34.284	36.629	43.925	270.0	1:35:43.604
28	1	1:58.646 B	34.833	37.574	46.239	270.0	1:17:52.906	32	1	8:44.832	7:32.667	36.029	36.136	138.8	1:44:28.436
29	1	3:18.770	2:02.460	38.650	37.660	206.5	1:21:11.676	33	1	1:46.447	34.353	35.941	36.153	273.4	1:46:14.883
30	1	1:48.751	34.704	37.293	36.754	271.4	1:23:00.427	34	1	1:48.187	34.148	37.443	36.596	276.2	1:48:03.070
31	1	1:48.758	34.900	36.900	36.958	272.0	1:24:49.185	35	1	1:45.744	34.455	35.506	35.783	274.1	1:49:48.814
32	1	1:50.406	34.594	37.887	37.925	273.4	1:26:39.591	36	1	1:45.465	34.119	35.562	35.784	274.8	1:51:34.279
33	1	1:48.510	34.658	36.984	36.868	273.4	1:28:28.101	37	1	1:48.433	34.178	38.118	36.137	275.5	1:53:22.712
34	1	1:55.736 B	34.824	37.194	43.718	272.7	1:30:23.837	38	1	1:52.940 B	34.832	35.649	42.459	275.5	1:55:15.652
35	3	5:02.962	3:44.595	39.661	38.706	211.4	1:35:26.799	13 Inter Europool Competition 1. Nigel MOORE 2. Martin HIPPE							
36	3	3:05.192 B	35.403	53.033	1:36.756	260.2	1:38:31.991	Ligier JS P320 - Nissan LMP3							
37	3	5:51.890	4:34.220	38.553	39.117	161.2	1:44:23.881	1	2	4:34.959	3:12.092	41.772	41.095	173.9	4:34.959
38	3	1:50.686	35.320	37.736	37.630	263.4	1:46:14.567	2	2	1:53.072	36.084	38.444	38.544	254.7	6:28.031
39	3	1:49.981	35.384	37.422	37.175	272.0	1:48:04.548	3	2	1:50.671	35.148	37.534	37.989	268.7	8:18.702
40	3	1:48.607	34.566	37.495	36.546	272.0	1:49:53.155	4	2	1:49.746	35.030	37.324	37.392	270.7	10:08.448
41	3	1:48.031	34.662	36.595	36.774	271.4	1:51:41.186	5	2	1:49.441	35.037	37.218	37.186	270.7	11:57.889
42	3	1:47.364	34.542	36.350	36.472	271.4	1:53:28.550	6	2	2:00.424 B	37.974	37.673	44.777	272.0	13:58.313
43	3	1:47.189	34.359	36.293	36.537	272.0	1:55:15.739	7	1	10:07.664	8:50.065	39.380	38.219	176.2	24:05.977
11 Eurointernational 1. Niko KARI 2. Nicolas MAULINI								Ligier JS P320 - Nissan LMP3							
1	1	2:26.808	1:04.902	41.713	40.193	153.6	2:26.808	8	1	1:49.426	34.818	37.355	37.253	262.1	25:55.403
2	1	1:51.343	35.309	38.381	37.653	264.7	4:18.151	9	1	1:50.054	36.267	36.926	36.861	220.9	27:45.457
3	1	1:48.758	35.174	36.609	36.975	267.3	6:06.909	10	1	1:47.716	34.621	36.466	36.629	270.7	29:33.173
4	1	1:47.463	34.844	36.157	36.462	268.7	7:54.372	11	1	1:54.350 B	34.684	37.282	42.384	269.3	31:27.523
								12	1	4:32.981	3:20.336	36.551	36.094	208.9	36:00.504
								13	1	1:46.349	34.371	36.012	35.966	270.7	37:46.853
								14	1	1:46.220	34.331	35.965	35.924	271.4	39:33.073
								15	1	1:46.034	34.370	35.767	35.897	271.4	41:19.107
								16	1	1:45.825	34.413	35.675	35.737	272.0	43:04.932





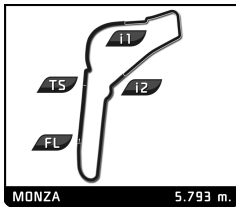
ELMS Collective Test Day
4 Hours of Monza
Morning Test

Sector Analysis

Lap under Red Flag Invalidated Lap Personal Best Session Best B Crossing the pit lane

Lap	D	Time	Sector 1	Sector 2	Sector 3	T. Spd	Elapsed	Lap	D	Time	Sector 1	Sector 2	Sector 3	T. Spd	Elapsed
17	1	1:45.560	34.136	35.644	35.780	271.4	44:50.492	35	3	1:51.461 B	34.028	35.746	41.687	268.0	1:18:52.637
18	1	1:52.602 B	34.595	35.784	42.223	270.7	46:43.094	36	1	9:28.487	8:15.315	36.845	36.327	216.4	1:28:21.124
19	1	19:01.541	...	36.192	36.314	213.4	1:05:44.635	37	1	1:51.707 B	34.219	35.921	41.567	275.5	1:30:12.831
20	1	1:46.197	34.488	35.839	35.870	270.7	1:07:30.832	38	1	3:39.407	2:27.020	36.517	35.870	216.4	1:33:52.238
21	1	1:47.317	34.442	36.927	35.948	270.7	1:09:18.149	39	1	1:53.427 B	33.913	35.877	43.637	277.6	1:35:45.665
22	1	1:45.518	34.222	35.777	35.519	273.4	1:11:03.667	40	1	8:37.509	7:21.808	37.687	38.014	182.1	1:44:23.174
23	1	1:55.381 B	34.112	35.863	45.406	273.4	1:12:59.048	41	1	1:46.174	34.582	35.869	35.723	274.8	1:46:09.348
24	1	21:27.694	...	36.559	36.388	210.1	1:34:26.742	42	1	1:45.008	33.896	35.592	35.520	277.6	1:47:54.356
25	1	2:41.957 B	34.306	36.078	1:31.573	271.4	1:37:08.699	43	1	1:45.443	33.912	36.131	35.400	279.1	1:49:39.799
26	1	7:07.509	5:54.430	36.755	36.324	145.7	1:44:16.208	44	1	1:45.306	33.754	35.797	35.755	279.1	1:51:25.105
27	1	1:45.976	34.317	35.790	35.869	272.7	1:46:02.184	45	1	1:44.763	33.779	35.496	35.488	279.8	1:53:09.868
28	1	1:46.305	34.483	35.734	36.088	274.8	1:47:48.489	46	1	1:44.716	33.797	35.560	35.359	278.4	1:54:54.584
29	1	1:46.268	33.877	36.184	36.207	274.8	1:49:34.757	47	1	1:44.700	33.728	35.620	35.352	279.1	1:56:39.284
30	1	1:45.796	33.986	36.111	35.699	273.4	1:51:20.553	16 BHK Motorsport Ligier JS P320 - Nissan LMP3 1.Lorenzo VEGLIA 3.Philippe PAILLOT 2.Tom CLOET							
31	1	1:45.072	33.910	35.641	35.521	275.5	1:53:05.625	1	1	7:22.308 B	5:54.517	40.510	47.281	189.5	7:22.308
32	1	1:53.159 B	34.019	36.234	42.906	274.1	1:54:58.784	2	1	6:17.029	4:57.169	39.325	40.535	213.9	13:39.337
15 RLR M Sport Ligier JS P320 - Nissan LMP3 1.Malthe JAKOBSEN 3.Gustav GRINBERGAS 2.James DAYSON								3	1	1:49.931	35.122	37.637	37.172	262.1	15:29.268
1	1	2:42.841	1:22.733	41.397	38.711	204.9	2:42.841	4	1	1:48.289	34.672	36.989	36.628	272.7	17:17.557
2	1	1:51.225	35.752	38.022	37.451	246.0	4:34.066	5	1	1:48.219	34.578	36.894	36.747	272.7	19:05.776
3	1	1:49.088	34.796	37.352	36.940	270.0	6:23.154	6	1	1:47.616	34.629	36.333	36.654	272.7	20:53.392
4	1	1:47.857	34.598	36.869	36.390	276.2	8:11.011	7	1	1:47.761	35.143	36.235	36.383	260.2	22:41.153
5	1	1:46.975	34.284	36.384	36.307	275.5	9:57.986	8	1	1:47.129	34.494	36.283	36.352	274.8	24:28.282
6	1	1:46.120	34.192	35.976	35.952	276.2	11:44.106	9	1	1:46.655	34.387	36.037	36.231	273.4	26:14.937
7	1	1:47.273	33.851	37.555	35.867	278.4	13:31.379	10	1	2:00.215 B	34.354	36.960	48.901	273.4	28:15.152
8	1	1:45.858	34.038	35.999	35.821	277.6	15:17.237	20 High Class Racing Oreca 07 - Gibson LMP2 1.Anders FJORDBACH 2.Dennis ANDERSEN							
9	1	1:45.735	33.952	35.923	35.860	279.1	17:02.972	1	1	6:09.713 B	4:49.966	36.845	42.902	217.3	6:09.713
10	1	1:45.810	34.230	35.880	35.700	278.4	18:48.782	2	1	7:28.282	6:17.491	35.189	35.602	221.8	13:37.995
11	1	1:52.122 B	33.932	36.023	42.167	279.1	20:40.904	3	1	1:38.809	31.666	33.582	33.561	295.9	15:16.804
12	2	5:07.890	3:48.449	39.795	39.646	179.7	25:48.794	4	1	1:38.123	32.114	33.408	32.601	294.3	16:54.927
13	2	1:58.061 B	35.383	38.302	44.376	270.7	27:46.855	5	1	1:37.383	31.359	33.432	32.592	297.5	18:32.310
14	2	2:51.621	1:34.690	38.456	38.475	210.1	30:38.476	6	1	1:38.280	31.319	33.359	33.602	300.0	20:10.590
15	2	1:50.107	34.782	37.599	37.726	274.1	32:28.583	7	1	1:46.678 B	32.061	34.678	39.939	310.3	21:57.268
16	2	1:49.612	34.802	37.383	37.427	276.2	34:18.195	8	1	12:05.133	...	34.346	32.954	187.5	34:02.401
17	2	1:52.365	34.949	38.480	38.936	274.1	36:10.560	9	1	1:36.509	31.254	32.807	32.448	303.4	35:38.910
18	2	1:50.226	34.629	37.432	38.165	274.8	38:00.786	10	1	1:38.955	31.271	32.769	34.915	304.2	37:17.865
19	2	1:48.630	34.677	36.832	37.121	274.1	39:49.416	11	1	1:36.924	31.174	33.085	32.665	306.8	38:54.789
20	2	1:48.569	34.558	36.834	37.177	276.9	41:37.985	12	1	1:36.488	31.315	32.891	32.282	303.4	40:31.277
21	2	1:48.017	34.426	36.801	36.790	276.2	43:26.002	13	1	1:35.969	31.243	32.519	32.207	298.3	42:07.246
22	2	1:47.697	34.232	36.459	37.006	276.9	45:13.699	14	1	1:46.658 B	31.723	34.221	40.714	306.8	43:53.904
23	2	1:53.987 B	34.162	36.611	43.214	276.9	47:07.686	15	1	17:57.316	...	35.212	33.035	234.8	1:01:51.220
24	3	6:34.964	5:16.917	39.732	38.315	189.1	53:42.650	16	1	1:37.754	31.336	33.767	32.651	300.8	1:03:28.974
25	3	4:17.236 B	1:21.784	1:21.136	1:34.316	80.4	57:59.886	17	1	1:38.852	31.175	32.778	34.899	305.9	1:05:07.826
26	3	4:43.584	3:29.722	36.986	36.876	205.7	1:02:43.470	18	1	1:40.393	31.341	36.352	32.700	305.9	1:06:48.219
27	3	1:47.676	34.875	36.387	36.414	242.2	1:04:31.146	19	1	1:38.614	31.416	33.144	34.054	303.4	1:08:26.833
28	3	1:46.832	34.654	35.993	36.185	246.0	1:06:17.978	20	1	1:36.851	31.458	32.718	32.675	306.8	1:10:03.684
29	3	1:47.568	34.939	36.359	36.270	255.9	1:08:05.546	21	1	1:45.680 B	31.228	34.645	39.807	307.7	1:11:49.364
30	3	1:51.900	34.163	39.632	38.105	272.0	1:09:57.446	22	2	9:16.640	8:06.085	35.677	34.878	219.1	1:21:06.004
31	3	1:46.691	34.476	36.116	36.099	262.8	1:11:44.137	23	2	1:42.967	32.254	34.583	36.130	298.3	1:22:48.971
32	3	1:45.137	33.859	35.581	35.697	277.6	1:13:29.274	24	2	1:41.696	32.439	35.486	33.771	300.8	1:24:30.667
33	3	1:45.719	34.395	35.776	35.548	259.0	1:15:14.993								
34	3	1:46.183	34.044	36.462	35.677	271.4	1:17:01.176								





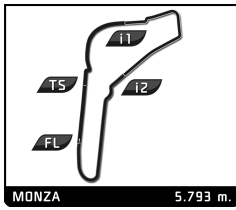
ELMS Collective Test Day
4 Hours of Monza
Morning Test

Sector Analysis

Lap under Red Flag Invalidated Lap Personal Best Session Best Crossing the pit lane

Lap	D	Time	Sector 1	Sector 2	Sector 3	T. Spd	Elapsed	Lap	D	Time	Sector 1	Sector 2	Sector 3	T. Spd	Elapsed
22 United Autosports Oreca 07 - Gibson LMP2 1. Philip HANSON 2. Filipe ALBUQUERQUE															
1	1	5:29.648	4:10.982	41.221	37.445	163.9	5:29.648								
2	1	1:55.735 B	35.440	37.509	42.786	226.9	7:25.383								
3	1	1:48.389	...	35.808	34.080	212.6	19:13.772								
4	1	1:40.085	32.413	34.330	33.342	274.8	20:53.857								
5	1	1:49.626 B	32.307	33.934	43.385	260.9	22:43.483								
6	1	8:00.809	6:52.947	34.553	33.309	225.0	30:44.292								
7	1	1:39.245	31.781	33.985	33.479	283.5	32:23.537								
8	1	1:40.888	31.885	34.727	34.276	279.8	34:04.425								
9	1	1:37.035	31.215	33.138	32.682	310.3	35:41.460								
10	1	1:37.235	31.392	33.108	32.735	303.4	37:18.695								
11	1	1:36.915	31.271	33.060	32.584	306.8	38:55.610								
12	1	1:45.911 B	31.328	33.570	41.013	292.7	40:41.521								
13	1	7:38.311	6:30.481	34.624	33.206	206.5	48:19.832								
14	1	1:37.413	31.421	33.217	32.775	310.3	49:57.245								
15	1	1:37.200	31.633	33.036	32.531	309.5	51:34.445								
16	1	1:37.001	31.231	33.205	32.565	311.2	53:11.446								
17	1	3:25.097 B	31.708	1:17.428	1:35.961	300.8	56:36.543								
18	1	9:20.093	8:00.807	40.213	39.073	181.5	1:05:56.636								
19	1	1:36.339	31.275	32.834	32.230	308.6	1:07:32.975								
20	1	1:43.371	31.511	34.870	36.990	307.7	1:09:16.346								
21	1	1:46.431 B	31.001	33.305	42.125	312.1	1:11:02.777								
22	2	4:01.953	2:48.415	34.894	38.644	208.9	1:15:04.730								
23	2	1:37.998	31.341	33.625	33.032	308.6	1:16:42.728								
24	2	1:40.539	31.619	33.074	35.846	282.0	1:18:23.267								
25	2	1:39.993	31.116	34.666	34.211	315.8	1:20:03.260								
26	2	1:38.358	30.953	32.692	34.713	311.2	1:21:41.618								
27	2	1:36.296	31.204	32.760	32.332	310.3	1:23:17.914								
28	2	1:36.070	31.055	32.775	32.240	312.1	1:24:53.984								
29	2	1:47.404 B	31.174	36.167	40.063	300.8	1:26:41.388								
30	2	18:55.319	...	46.469	53.663	199.3	1:45:36.707								
31	2	1:44.485	31.278	32.919	40.288	308.6	1:47:21.192								
32	2	1:36.264	31.033	32.607	32.624	312.1	1:48:57.456								
33	2	1:42.218	35.852	33.640	32.726	311.2	1:50:39.674								
34	2	1:36.019	31.018	32.784	32.217	310.3	1:52:15.693								
35	2	1:36.652	30.989	32.709	32.954	311.2	1:53:52.345								
36	2	1:45.896 B	31.608	33.440	40.848	286.5	1:55:38.241								
24 Algarve Pro Racing Oreca 07 - Gibson LMP2 1. Henning ENQVIST 2. Jon LANCASTER															
1	2	3:38.020 B	2:18.785	37.695	41.540	178.8	3:38.020								
2	2	10:58.091	9:48.783	35.994	33.314	231.3	14:36.111								
3	2	1:42.225	32.303	34.874	35.048	295.1	16:18.336								
4	2	1:40.181	33.104	34.004	33.073	271.4	17:58.517								
5	2	1:40.160	31.602	35.972	32.586	301.7	19:38.677								
6	2	1:37.897	31.725	33.401	32.771	301.7	21:16.574								
7	2	1:38.626	31.949	33.662	33.015	300.0	22:55.200								
8	2	1:44.402 B	31.931	33.551	38.920	298.3	24:39.602								
9	2	11:47.704	...	34.189	33.124	231.3	36:27.306								
10	2	1:38.078	31.694	33.665	32.719	300.0	38:05.384								
11	2	1:41.742	32.745	34.680	34.317	295.1	39:47.126								
12	2	1:37.621	31.762	33.275	32.584	299.2	41:24.747								
13	2	1:38.754	31.561	34.084	33.109	302.5	43:03.501								
14	2	1:44.457 B	31.692	33.553	39.212	301.7	44:47.958								
15	1	7:25.417	6:00.216	38.373	46.828	219.1	52:13.375								
16	1	2:05.415 B	33.695	41.385	50.335	260.9	54:18.790								
17	3	10:40.282	9:20.585	41.853	37.844	132.5	1:04:59.072								
18	3	1:45.694	33.001	36.471	36.222	264.1	1:06:44.766								
19	3	1:44.284	32.570	35.230	36.484	276.9	1:08:29.050								
20	3	1:42.675	32.340	35.084	35.251	280.5	1:10:11.725								
21	3	1:41.433	32.094	34.563	34.776	285.7	1:11:53.158								
22	3	1:42.879	31.897	35.408	35.574	297.5	1:13:36.037								
23	3	1:42.611	32.127	34.167	36.317	290.3	1:15:18.648								
24	3	1:51.761 B	31.972	36.011	43.778	286.5	1:17:10.409								
25	3	11:58.604	...	35.793	35.588	201.5	1:29:09.013								
26	3	1:45.363	32.464	37.746	35.153	262.1	1:30:54.376								
27	3	1:51.141 B	32.574	35.119	43.448	261.5	1:32:45.517								
28	3	13:30.453	...	36.179	35.222	128.1	1:46:15.970								
29	3	1:43.885	32.911	36.381	34.593	244.9	1:47:59.855								
30	3	1:41.352	31.996	33.985	35.371	279.8	1:49:41.207								
31	3	1:40.391	31.990	34.326	34.075	266.0	1:51:21.598								
32	3	1:39.724	32.363	33.698	33.663	278.4	1:53:01.322								
33	3	1:38.832	31.831	33.506	33.495	299.2	1:54:40.154								
34	3	1:38.613	31.742	33.483	33.388	299.2	1:56:18.767								
25 Algarve Pro Racing Oreca 07 - Gibson LMP2 1. John FALB 2. Simon TRUMMER															
1	3	2:17.572	59.320	41.844	36.408	181.2	2:17.572								
2	3	2:02.188 B	33.084	36.506	52.598	287.2	4:19.760								
3	3	21:27.458	...	35.871	34.421	144.6	25:47.218								
4	3	1:39.880	32.188	34.862	32.830	296.7	27:27.098								
5	3	1:45.248 B	31.871	33.112	40.265	300.0	29:12.346								
6	3	6:49.597	5:38.782	37.608	33.207	232.3	36:01.943								
7	3	1:37.900	31.978	33.688	32.234	257.1	37:39.843								
8	3	1:39.508	31.551	35.493	32.464	305.1	39:19.351								
9	3	1:36.291	31.369	32.839	32.083	303.4	40:55.642								
10	3	1:52.331	44.901	34.661	32.769	305.9	42:47.973								
11	3	1:36.531	31.336	32.935	32.260	306.8	44:24.504								
12	3	1:45.454 B	31.468	33.597	40.389	303.4	46:09.958								
13	3	3:59.756	2:54.161	33.152	32.443	238.4	50:09.714								





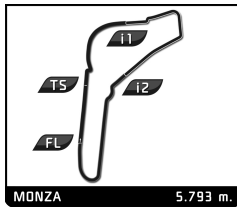
ELMS Collective Test Day
4 Hours of Monza
Morning Test

Sector Analysis

Lap under Red Flag Invalidated Lap Personal Best Session Best Crossing the pit lane

Lap	D	Time	Sector 1	Sector 2	Sector 3	T. Spd	Elapsed	Lap	D	Time	Sector 1	Sector 2	Sector 3	T. Spd	Elapsed
14	3	1:39.812	31.558	34.221	34.033	303.4	51:49.526	28	2	1:38.063	31.297	33.381	33.385	307.7	1:27:35.290
15	3	1:36.764	31.531	33.025	32.208	304.2	53:26.290	29	2	1:36.720	31.438	32.824	32.458	304.2	1:29:12.010
16	3	3:19.327 B	31.950	1:11.809	1:35.568	305.9	56:45.617	30	2	1:37.975	31.140	34.140	32.695	309.5	1:30:49.985
17	3	17:23.795	...	33.797	33.015	236.3	1:14:09.412	31	2	1:36.321	31.168	32.955	32.198	306.8	1:32:26.306
18	3	1:37.832	31.338	34.188	32.306	304.2	1:15:47.244	32	2	1:36.885	31.365	33.055	32.465	308.6	1:34:03.191
19	3	1:36.828	31.272	33.030	32.526	303.4	1:17:24.072	33	2	1:45.893 B	31.229	33.401	41.263	306.8	1:35:49.084
20	3	1:38.314	31.289	33.034	33.991	305.9	1:19:02.386	34	2	8:04.380	6:57.878	33.861	32.641	202.2	1:43:53.464
21	3	1:44.210 B	31.477	33.143	39.590	305.1	1:20:46.596	35	2	1:36.900	31.537	32.873	32.490	305.9	1:45:30.364
22	2	3:24.467	2:12.750	36.356	35.361	145.9	1:24:11.063	36	2	1:36.602	31.183	32.840	32.579	308.6	1:47:06.966
23	2	1:40.402	32.127	34.269	34.006	277.6	1:25:51.465	37	2	1:36.509	31.677	32.634	32.198	308.6	1:48:43.475
24	2	1:40.615	31.963	33.880	34.772	291.9	1:27:32.080	38	2	2:19.228 B	44.998	48.852	45.378	309.5	1:51:02.703
25	2	1:38.897	31.711	33.645	33.541	289.5	1:29:10.977	39	2	2:14.217	1:05.806	34.145	34.266	239.5	1:53:16.920
26	2	1:38.922	31.629	34.080	33.213	300.0	1:30:49.899	40	2	1:44.156 B	31.314	33.512	39.330	306.8	1:55:01.076
27	2	1:39.470	31.751	34.299	33.420	287.2	1:32:29.369	27 DragonSpeed USA Oreca 07 - Gibson LMP2 1. Henrik HEDMAN 3. Charles MILESI 2. Ben HANLEY							
28	2	1:38.605	31.452	34.008	33.145	303.4	1:34:07.974	1	2	34:54.483 B	...	35.359	43.766	188.8	34:54.483
29	2	2:08.380 B	31.461	35.969	1:00.950	300.0	1:36:16.354	2	2	7:50.997	6:43.285	34.379	33.333	206.9	42:45.480
30	1	9:00.178	7:48.415	36.342	35.421	230.3	1:45:16.532	3	2	1:37.290	31.700	33.114	32.476	301.7	44:22.770
31	1	1:42.208	32.640	35.153	34.415	267.3	1:46:58.740	4	2	1:36.444	31.432	32.728	32.284	300.0	45:59.214
32	1	1:42.638	32.346	34.969	35.323	283.5	1:48:41.378	5	2	1:35.800	31.156	32.541	32.103	304.2	47:35.014
33	1	1:40.412	32.090	34.518	33.804	305.1	1:50:21.790	6	2	1:35.771	31.195	32.407	32.169	305.9	49:10.785
34	1	1:43.395	32.169	36.044	35.182	282.0	1:52:05.185	7	2	1:48.215 B	31.451	35.139	41.625	301.7	50:59.000
35	1	1:40.776	32.126	34.823	33.827	269.3	1:53:45.961	8	2	11:02.299	9:55.055	34.187	33.057	222.7	1:02:01.299
36	1	1:42.078	32.262	35.344	34.472	287.2	1:55:28.039	9	2	1:37.089	31.431	33.283	32.375	300.0	1:03:38.388
26 G-Drive Racing Aurus 01 - Gibson LMP2 1. Roman RUSINOV 3. Nyck DE VRIES 2. Mikkel JENSEN								10	2	1:36.866	31.922	32.636	32.308	292.7	1:05:15.254
1	1	2:25.770	1:03.228	42.000	40.542	161.4	2:25.770	11	2	1:37.421	31.953	32.609	32.859	291.1	1:06:52.675
2	1	1:47.269	33.773	36.909	36.587	257.8	4:13.039	12	2	1:37.297	31.952	32.883	32.462	296.7	1:08:29.972
3	1	1:45.015	33.433	35.425	36.157	238.4	5:58.054	13	2	1:37.210	31.464	33.286	32.460	298.3	1:10:07.182
4	1	1:40.250	32.026	34.422	33.802	289.5	7:38.304	14	2	1:46.416 B	31.263	34.301	40.852	302.5	1:11:53.598
5	1	1:41.580	31.584	35.435	34.561	304.2	9:19.884	15	2	8:13.603	7:05.970	33.852	33.781	210.9	1:20:07.201
6	1	1:38.130	31.605	33.509	33.016	304.2	10:58.014	16	2	1:37.285	31.482	33.009	32.794	298.3	1:21:44.486
7	1	1:38.151	31.480	33.563	33.108	304.2	12:36.165	17	2	1:37.107	31.708	32.874	32.525	294.3	1:23:21.593
8	1	1:46.560 B	31.368	33.278	41.914	304.2	14:22.725	18	2	1:37.484	31.625	33.321	32.538	300.0	1:24:59.077
9	1	30:44.894	...	35.343	34.773	198.5	45:07.619	19	2	1:45.481 B	31.458	32.870	41.153	293.5	1:26:44.558
10	1	1:38.973	31.564	33.712	33.697	301.7	46:46.592	20	2	17:11.477	...	35.464	33.457	196.4	1:43:56.035
11	1	1:39.196	31.322	34.596	33.278	305.1	48:25.788	21	2	1:37.171	31.469	33.224	32.478	303.4	1:45:33.206
12	1	1:38.925	31.175	33.240	34.510	306.8	50:04.713	22	2	1:37.729	31.373	33.172	33.184	301.7	1:47:10.935
13	1	1:36.730	31.386	32.895	32.449	305.1	51:41.443	23	2	1:38.576	32.604	33.350	32.622	305.9	1:48:49.511
14	1	1:36.229	31.149	32.566	32.514	305.9	53:17.672	24	2	1:37.228	31.484	32.942	32.802	300.0	1:50:26.739
15	1	3:20.624 B	31.276	1:12.368	1:36.980	308.6	56:38.296	25	2	1:38.231	31.613	33.250	33.368	307.7	1:52:04.970
16	1	6:12.189	5:02.136	35.619	34.434	179.4	1:02:50.485	26	2	1:37.669	31.368	33.604	32.697	303.4	1:53:42.639
17	1	1:40.580	31.528	34.521	34.531	299.2	1:04:31.065	27	2	1:38.323	31.412	33.666	33.245	304.2	1:55:20.962
18	1	1:39.939	31.930	34.168	33.841	257.8	1:06:11.004	28 Iddec Sport Oreca 07 - Gibson LMP2 1. Paul LAFARGUE 3. Richard BRADLEY 2. Nicolas MINASSIAN							
19	1	1:38.793	31.508	34.012	33.273	296.7	1:07:49.797	1	1	2:40.639 B	56.725	47.715	56.199	166.2	2:40.639
20	1	1:45.111 B	31.323	33.712	40.076	303.4	1:09:34.908	2	1	8:57.660	7:40.686	38.508	38.466	204.5	11:38.299
21	1	1:56.806	51.423	32.872	32.511	241.6	1:11:31.714	3	1	1:46.665	34.015	36.121	36.529	210.5	13:24.964
22	1	1:37.743	30.942	32.802	33.999	311.2	1:13:09.457	4	1	1:42.127	32.686	35.501	33.940	279.8	15:07.091
23	1	1:36.028	30.976	32.995	32.057	308.6	1:14:45.485	5	1	1:40.324	32.199	34.446	33.679	291.9	16:47.415
24	1	1:43.777 B	31.067	34.372	38.338	308.6	1:16:29.262	6	1	1:38.994	31.565	34.212	33.217	305.1	18:26.409
25	2	6:09.978	4:58.827	36.493	34.658	208.9	1:22:39.240	7	1	1:48.597 B	31.685	33.877	43.035	301.7	20:15.006
26	2	1:38.801	31.776	33.846	33.179	300.0	1:24:18.041								
27	2	1:39.186	31.902	34.488	32.796	305.9	1:25:57.227								





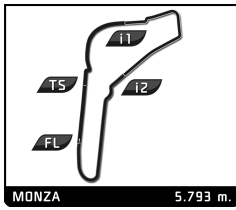
ELMS Collective Test Day
4 Hours of Monza
Morning Test

Sector Analysis

Lap under Red Flag Invalidated Lap Personal Best Session Best B Crossing the pit lane

Lap	D	Time	Sector 1	Sector 2	Sector 3	T. Spd	Elapsed	Lap	D	Time	Sector 1	Sector 2	Sector 3	T. Spd	Elapsed
8	1	4:02.795	2:55.211	34.418	33.166	232.8	24:17.801	17	3	1:38.306	31.635	33.452	33.219	304.2	52:55.072
9	1	1:38.321	31.833	33.648	32.840	297.5	25:56.122	18	3	2:36.217 B	31.418	35.838	1:28.961	304.2	55:31.289
10	1	1:41.319	33.210	34.038	34.071	210.5	27:37.441	19	3	9:21.222	8:11.425	34.803	34.994	220.9	1:04:52.511
11	1	1:37.987	31.528	33.684	32.775	295.9	29:15.428	20	3	1:38.807	31.567	33.888	33.352	303.4	1:06:31.318
12	1	1:36.931	31.289	33.259	32.383	301.7	30:52.359	21	3	1:38.506	31.407	33.606	33.493	305.1	1:08:09.824
13	1	1:45.003 B	31.236	33.088	40.679	303.4	32:37.362	22	3	1:38.674	32.198	33.489	32.987	304.2	1:09:48.498
14	2	11:11.323	9:58.321	37.423	35.579	177.6	43:48.685	23	3	1:41.258	31.551	33.543	36.164	305.1	1:11:29.756
15	2	1:42.088	33.133	34.982	33.973	248.8	45:30.773	24	3	1:44.606 B	31.514	33.507	39.585	305.1	1:13:14.362
16	2	1:38.873	31.586	34.130	33.157	286.5	47:09.646	25	3	11:25.640	...	36.610	35.609	208.9	1:24:40.002
17	2	1:39.082	31.957	34.134	32.991	268.7	48:48.728	26	3	1:38.032	31.752	33.481	32.799	303.4	1:26:18.034
18	2	1:38.857	31.468	34.236	33.153	292.7	50:27.585	27	3	1:37.832	31.652	33.345	32.835	305.9	1:27:55.866
19	2	1:38.045	31.437	33.409	33.199	294.3	52:05.630	28	3	1:44.442 B	31.471	33.720	39.251	306.8	1:29:40.308
20	2	1:47.980 B	31.818	34.474	41.688	262.8	53:53.610	29	2	3:29.629	2:20.961	34.817	33.851	231.8	1:33:09.937
21	2	8:55.767	7:43.216	37.444	35.107	152.8	1:02:49.377	30	2	1:39.859	31.853	34.462	33.544	296.7	1:34:49.796
22	2	1:41.426	31.696	35.210	34.520	288.0	1:04:30.803	31	2	3:02.374 B	31.723	57.027	1:33.624	296.7	1:37:52.170
23	2	1:39.809	31.757	34.493	33.559	297.5	1:06:10.612	32	2	6:57.706	5:48.512	35.169	34.025	235.3	1:44:49.876
24	2	1:38.789	31.523	34.062	33.204	297.5	1:07:49.401	33	2	1:39.819	31.810	33.828	34.181	300.0	1:46:29.695
25	2	1:38.704	31.343	33.777	33.584	300.8	1:09:28.105	34	2	1:39.253	31.895	33.901	33.457	302.5	1:48:08.948
26	2	1:41.401	32.932	34.254	34.215	272.7	1:11:09.506	35	2	1:40.360	32.120	34.889	33.351	305.1	1:49:49.308
27	2	1:47.176 B	31.362	33.777	42.037	300.8	1:12:56.682	36	2	1:38.923	31.617	33.924	33.382	301.7	1:51:28.231
28	3	3:43.424	2:35.303	34.253	33.868	207.7	1:16:40.106	37	2	1:38.666	31.808	33.704	33.154	299.2	1:53:06.897
29	3	1:39.573	31.815	34.521	33.237	298.3	1:18:19.679	38	2	1:39.154	31.893	33.619	33.642	275.5	1:54:46.051
30	3	1:38.557	31.756	33.672	33.129	301.7	1:19:58.236	39	2	1:38.587	31.688	33.374	33.525	300.8	1:56:24.638
31	3	1:38.576	31.635	33.839	33.102	299.2	1:21:36.812	31 Panis Racing Orega 07 - Gibson LMP2 1.Julien CANAL 3.William STEVENS 2.Nicolas JAMIN							
32	3	1:38.128	31.771	33.433	32.924	303.4	1:23:14.940	1	2	3:36.623	2:26.025	36.438	34.160	143.8	3:36.623
33	3	1:38.188	31.695	33.414	33.079	302.5	1:24:53.128	2	2	1:40.759	32.752	34.254	33.753	276.9	5:17.382
34	3	1:47.318 B	31.695	35.304	40.319	305.9	1:26:40.446	3	2	1:39.486	33.042	33.587	32.857	255.3	6:56.868
35	3	18:48.662	...	34.922	35.369	220.9	1:45:29.108	4	2	1:38.749	31.971	33.710	33.068	292.7	8:35.617
36	3	1:39.458	31.576	33.280	34.602	305.9	1:47:08.566	5	2	1:38.014	31.914	33.503	32.597	301.7	10:13.631
37	3	1:37.686	31.554	33.315	32.817	305.1	1:48:46.252	6	2	1:44.938 B	31.621	33.933	39.384	301.7	11:58.569
38	3	1:37.942	31.673	33.309	32.960	305.9	1:50:24.194	7	2	19:00.825	...	36.108	33.408	220.4	30:59.394
39	3	1:38.757	31.623	33.907	33.227	306.8	1:52:02.951	8	2	1:38.055	32.140	33.344	32.107	288.8	32:37.449
40	3	1:38.712	31.758	33.342	33.612	299.2	1:53:41.663	9	2	1:38.158	31.564	33.019	33.575	304.2	34:15.607
41	3	1:40.099	32.300	34.621	33.178	308.6	1:55:21.762	10	2	1:42.974	33.266	35.894	33.814	241.6	35:58.581
30 Duqueine Team Orega 07 - Gibson LMP2 1.Tristan GOMMENDY 3.Konstantin TERESCHENKO 2.Jonathan HIRSCHI							11	2	1:36.837	31.510	32.845	32.482	303.4	37:35.418	
1	1	2:43.914 B	59.119	49.428	55.367	185.9	2:43.914	12	2	1:43.582 B	31.628	33.031	38.923	303.4	39:19.000
2	1	6:32.980	5:23.827	35.279	33.874	201.1	9:16.894	13	2	8:43.726	7:37.355	33.613	32.758	214.7	48:02.726
3	1	1:39.381	31.944	34.102	33.335	300.8	10:56.275	14	2	1:38.078	31.520	33.841	32.717	305.1	49:40.804
4	1	1:38.396	31.693	33.211	33.492	299.2	12:34.671	15	2	1:44.838 B	31.615	33.349	39.874	305.1	51:25.642
5	1	1:37.087	31.488	33.043	32.556	300.8	14:11.758	16	1	4:16.535 B	2:09.742	37.779	1:29.014	188.5	55:42.177
6	1	1:39.851	31.215	33.993	34.643	305.1	15:51.609	17	1	6:42.257	5:31.435	35.931	34.891	205.7	1:02:24.434
7	1	1:44.819 B	31.941	33.336	39.542	288.0	17:36.428	18	1	1:39.700	32.019	33.953	33.728	294.3	1:04:04.134
8	1	11:21.838	...	33.911	33.074	230.3	28:58.266	19	1	1:40.320	31.972	33.977	34.371	292.7	1:05:44.454
9	1	1:37.892	32.041	33.270	32.581	295.9	30:36.158	20	1	1:40.143	31.670	34.646	33.827	303.4	1:07:24.597
10	1	1:38.080	31.442	32.980	33.658	300.8	32:14.238	21	1	1:39.043	31.602	33.629	33.812	303.4	1:09:03.640
11	1	1:38.133	31.374	34.004	32.755	304.2	33:52.371	22	1	1:40.408	32.090	33.746	34.572	294.3	1:10:44.048
12	1	1:37.220	31.446	33.154	32.620	298.3	35:29.591	23	1	1:39.142	31.668	33.851	33.623	303.4	1:12:23.190
13	1	1:46.633 B	31.728	34.442	40.463	303.4	37:16.224	24	1	1:39.839	31.719	34.698	33.422	294.3	1:14:03.029
14	3	10:40.538	9:31.020	35.138	34.380	234.3	47:56.762	25	1	1:38.382	31.747	33.648	32.987	291.1	1:15:41.411
15	3	1:39.316	31.622	33.926	33.768	304.2	49:36.078	26	1	1:38.189	31.511	33.606	33.072	305.1	1:17:19.600
16	3	1:40.688	32.418	34.919	33.351	306.8	51:16.766	27	1	1:40.486	31.903	33.912	34.671	299.2	1:19:00.086



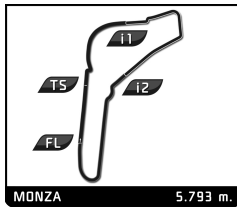


ELMS Collective Test Day
4 Hours of Monza
Morning Test

Sector Analysis

Lap under Red Flag											Invalidated Lap	Personal Best	Session Best	B Crossing the pit lane	
Lap	D	Time	Sector 1	Sector 2	Sector 3	T. Spd	Elapsed	Lap	D	Time	Sector 1	Sector 2	Sector 3	T. Spd	Elapsed
14	1	1:41.431	31.790	35.696	33.945	299.2	50:20.583	1	3	6:27.677	B 5:02.802	39.741	45.134	188.5	6:27.677
15	1	1:44.778	34.797	35.599	34.382	305.1	52:05.361	2	3	9:10.567	7:59.157	36.434	34.976	194.2	15:38.244
16	1	1:40.142	31.900	34.232	34.010	301.7	53:45.503	3	3	1:41.503	32.526	34.863	34.114	282.7	17:19.747
17	1	4:18.216	B 1:21.341	1:21.451	1:35.424	80.1	58:03.719	4	3	1:40.201	31.988	34.443	33.770	293.5	18:59.948
18	1	20:10.431	...	37.045	34.115	225.0	1:18:14.150	5	3	1:47.278	B 32.049	34.074	41.155	291.1	20:47.226
19	1	1:38.432	31.767	33.464	33.201	304.2	1:19:52.582	6	3	3:34.627	2:26.691	34.705	33.231	210.5	24:21.853
20	1	1:38.422	31.985	33.370	33.067	288.8	1:21:31.004	7	3	1:38.405	32.040	33.661	32.704	291.1	26:00.258
21	1	1:37.912	31.418	33.228	33.266	305.1	1:23:08.916	8	3	1:38.239	31.697	33.575	32.967	297.5	27:38.497
22	1	1:40.000	31.630	33.785	34.585	306.8	1:24:48.916	9	3	1:38.176	31.754	33.551	32.871	295.1	29:16.673
23	1	1:48.709	B 32.005	34.122	42.582	282.7	1:26:37.625	10	3	1:38.289	32.055	33.450	32.784	298.3	30:54.962
24	2	17:49.258	B ...	36.889	44.618	144.0	1:44:26.883	11	3	1:37.100	31.318	33.129	32.653	299.2	32:32.062
25	2	9:14.490	8:03.352	35.880	35.258	200.4	1:53:41.373	12	3	1:40.118	31.373	33.132	35.613	299.2	34:12.180
26	2	1:40.074	31.822	33.915	34.337	304.2	1:55:21.447	13	3	1:38.112	32.051	33.199	32.862	289.5	35:50.292
37 Cool Racing Orega 07 - Gibson 1.Nicolas LAPIERRE 3.Alexandre COIGNY LMP2 2.Antonin BORGA															
1	1	3:28.283	B 2:01.757	40.011	46.515	198.5	3:28.283	14	3	1:37.141	31.426	33.100	32.615	299.2	37:27.433
2	1	19:06.668	...	36.408	35.171	204.9	22:34.951	15	3	1:37.621	31.287	32.975	33.359	296.7	39:05.054
3	1	1:40.689	32.084	34.859	33.746	292.7	24:15.640	16	3	1:44.384	B 31.339	33.116	39.929	300.8	40:49.438
4	1	1:39.223	31.748	34.010	33.465	299.2	25:54.863	17	2	3:24.248	2:15.579	34.843	33.826	239.5	44:13.686
5	1	1:39.004	31.713	34.178	33.113	302.5	27:33.867	18	2	1:37.643	31.676	33.230	32.737	299.2	45:51.329
6	1	1:37.957	31.508	33.464	32.985	301.7	29:11.824	19	2	1:37.983	31.401	34.069	32.513	301.7	47:29.312
7	1	1:45.504	B 31.606	33.608	40.290	300.0	30:57.328	20	2	1:38.771	31.391	32.804	34.576	288.0	49:08.083
8	1	13:10.906	...	34.779	33.445	224.1	44:08.234	21	2	10:11.003	B 35.411	1:05.849	8:29.743	301.7	59:19.086
9	1	1:57.336	47.339	36.706	33.291	301.7	46:05.570	22	2	5:22.659	4:10.193	37.256	35.210	171.4	1:04:41.745
10	1	1:38.060	31.547	33.498	33.015	301.7	47:43.630	23	2	1:40.568	31.724	33.725	35.119	299.2	1:06:22.313
11	1	1:47.756	B 31.635	34.073	42.048	302.5	49:31.386	24	2	1:44.517	36.603	34.500	33.414	301.7	1:08:06.830
12	3	7:16.395	B 4:27.781	1:12.639	1:35.975	194.2	56:47.781	25	2	1:38.241	32.243	33.178	32.820	279.8	1:09:45.071
13	3	9:35.562	8:19.738	38.443	37.381	186.2	1:06:23.343	26	2	1:37.401	31.577	33.076	32.748	297.5	1:11:22.472
14	3	1:47.493	33.203	37.097	37.193	271.4	1:08:10.836	27	2	1:37.283	31.593	33.102	32.588	295.1	1:12:59.755
15	3	1:47.139	33.008	36.729	37.402	270.0	1:09:57.975	28	2	1:39.659	31.521	33.153	34.985	298.3	1:14:39.414
16	3	1:42.829	32.422	35.175	35.232	287.2	1:11:40.804	29	2	1:43.763	B 31.638	33.269	38.856	299.2	1:16:23.177
17	3	1:42.787	32.424	35.152	35.211	285.0	1:13:23.591	30	1	3:18.258	2:08.272	35.795	34.191	231.8	1:19:41.435
18	3	1:42.577	32.601	35.002	34.974	289.5	1:15:06.168	31	1	1:40.382	32.542	34.618	33.222	268.0	1:21:21.817
19	3	1:42.520	32.265	34.822	35.433	290.3	1:16:48.688	32	1	1:39.424	31.966	34.181	33.277	294.3	1:23:01.241
20	3	1:41.181	32.065	34.677	34.439	296.7	1:18:29.869	33	1	1:42.002	32.056	33.995	35.951	285.7	1:24:43.243
21	3	1:43.668	32.234	36.665	34.769	300.0	1:20:13.537	34	1	1:40.440	32.099	34.539	33.802	295.1	1:26:23.683
22	3	1:48.808	B 32.100	35.012	41.696	297.5	1:22:02.345	35	1	1:39.664	32.012	34.097	33.555	294.3	1:28:03.347
23	2	6:00.767	4:50.030	36.313	34.424	230.8	1:28:03.112	36	1	1:39.149	31.979	33.964	33.206	289.5	1:29:42.496
24	2	1:42.369	33.057	35.280	34.032	282.0	1:29:45.481	37	1	1:43.330	32.390	37.502	33.438	263.4	1:31:25.826
25	2	1:44.514	32.171	38.575	33.768	298.3	1:31:29.995	38	1	1:39.998	32.237	34.145	33.616	296.7	1:33:05.824
26	2	1:41.420	32.561	34.875	33.984	270.7	1:33:11.415	39	1	1:39.229	31.922	33.971	33.336	297.5	1:34:45.053
27	2	1:47.418	B 32.265	34.461	40.692	282.0	1:34:58.833	40	1	2:38.474	B 31.918	36.521	1:30.035	299.2	1:37:23.527
28	1	10:24.308	9:16.755	34.238	33.315	150.4	1:45:23.141	41	3	6:42.117	5:30.418	37.097	34.602	208.5	1:44:05.644
29	1	1:38.137	31.270	32.737	34.130	305.9	1:47:01.278	42	3	1:39.420	31.808	34.323	33.289	297.5	1:45:45.064
30	1	1:36.716	31.117	33.499	32.100	303.4	1:48:37.994	43	3	1:38.639	31.654	33.758	33.227	298.3	1:47:23.703
31	1	1:47.838	31.043	32.860	43.935	304.2	1:50:25.832	44	3	1:38.131	31.687	33.344	33.100	300.0	1:49:01.834
32	1	1:43.769	31.080	35.634	37.055	306.8	1:52:09.601	45	3	1:39.451	31.979	34.176	33.296	288.8	1:50:41.285
33	1	1:38.352	31.586	33.118	33.648	305.9	1:53:47.953	46	3	1:38.142	31.642	33.471	33.029	303.4	1:52:19.427
34	1	1:37.981	31.122	34.290	32.569	307.7	1:55:25.934	47	3	1:39.019	31.547	34.334	33.138	298.3	1:53:58.446
50 Richard Mille Racing Team Orega 07 - Gibson 1.Tatiana CALDERON 3.Beitske VISSER LMP2 2.Sophia FLÖRSCH															
1	3	2:28.576	B 58.088	42.974	47.514	186.9	2:28.576	48	3	1:39.726	32.032	33.829	33.865	276.9	1:55:38.172
2	3	7:53.004	6:38.702	37.913	36.389	215.6	10:21.580								





ELMS Collective Test Day
4 Hours of Monza
Morning Test

Sector Analysis

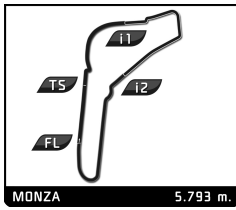
Lap under Red Flag Invalidated Lap Personal Best Session Best Crossing the pit lane

Lap	D	Time	Sector 1	Sector 2	Sector 3	T. Spd	Elapsed	Lap	D	Time	Sector 1	Sector 2	Sector 3	T. Spd	Elapsed
3	3	1:45.467	33.423	36.232	35.812	229.8	12:07.047	15	2	1:50.310	35.058	37.627	37.625	267.3	52:31.167
4	3	1:44.298	32.443	35.500	36.355	272.0	13:51.345	16	2	2:13.453 B	35.001	36.947	1:01.505	270.0	54:44.620
5	3	1:49.210 B	32.432	35.005	41.773	287.2	15:40.555	17	2	8:44.466	7:27.114	39.251	38.101	205.3	1:03:29.086
6	3	9:42.845	8:31.795	35.815	35.235	230.8	25:23.400	18	2	1:49.045	35.084	36.779	37.182	268.0	1:05:18.131
7	3	1:41.118	31.990	34.680	34.448	288.0	27:04.518	19	2	1:48.806	34.924	36.752	37.130	267.3	1:07:06.937
8	3	1:39.474	31.726	34.087	33.661	295.1	28:43.992	20	2	1:48.555	34.814	36.749	36.992	268.7	1:08:55.492
9	3	1:45.564 B	31.554	33.885	40.125	300.8	30:29.556	21	2	1:55.860 B	34.943	36.799	44.118	268.0	1:10:51.352
10	3	3:00.555	1:52.531	34.237	33.787	240.0	33:30.111	22	1	3:21.977	2:00.418	41.487	40.072	207.3	1:14:13.329
11	3	1:38.935	31.592	33.554	33.789	291.1	35:09.046	23	1	1:53.466	35.833	38.937	38.696	264.1	1:16:06.795
12	3	1:38.076	31.499	33.252	33.325	302.5	36:47.122	24	1	1:51.480	35.339	37.884	38.257	267.3	1:17:58.275
13	3	1:38.347	31.354	33.809	33.184	305.1	38:25.469	25	1	1:51.553	35.448	37.685	38.420	266.0	1:19:49.828
14	3	1:38.067	31.168	33.190	33.709	305.9	40:03.536	26	1	1:52.495	35.500	38.448	38.547	267.3	1:21:42.323
15	3	1:37.436	31.331	33.029	33.076	307.7	41:40.972	27	1	1:51.335	35.214	37.797	38.324	268.0	1:23:33.658
16	3	1:43.447 B	31.213	33.023	39.211	307.7	43:24.419	28	1	1:51.059	35.218	37.636	38.205	267.3	1:25:24.717
17	2	3:40.590	2:32.284	34.939	33.367	200.7	47:05.009	29	1	1:51.049	35.165	37.579	38.305	267.3	1:27:15.766
18	2	1:39.688	31.312	35.117	33.259	308.6	48:44.697	30	1	1:51.359	35.306	37.870	38.183	267.3	1:29:07.125
19	2	1:38.344	31.518	33.699	33.127	305.9	50:23.041	31	1	1:54.419	35.299	40.168	38.952	266.7	1:31:01.544
20	2	1:37.247	31.340	33.060	32.847	307.7	52:00.288	32	1	1:50.816	35.307	37.564	37.945	268.7	1:32:52.360
21	2	1:39.806	31.469	32.913	35.424	309.5	53:40.094	33	1	1:56.881 B	35.139	37.680	44.062	268.0	1:34:49.241
22	2	3:58.212 B	1:01.380	1:21.780	1:35.052	186.5	57:38.306	34	3	9:48.888	8:30.969	39.164	38.755	165.9	1:44:38.129
23	2	9:30.225	8:18.290	38.288	33.647	217.7	1:07:08.531	35	3	1:51.462	35.665	37.880	37.917	259.6	1:46:29.591
24	2	1:38.257	31.863	33.398	32.996	278.4	1:08:46.788	36	3	1:50.598	35.296	37.566	37.736	266.7	1:48:20.189
25	2	1:37.757	31.194	33.650	32.913	308.6	1:10:24.545	37	3	1:50.415	35.339	37.407	37.669	266.0	1:50:10.604
26	2	1:36.941	31.295	32.883	32.763	306.8	1:12:01.486	38	3	1:51.939	35.127	38.015	38.797	268.7	1:52:02.543
27	2	1:37.117	31.097	32.905	33.115	307.7	1:13:38.603	39	3	1:50.409	35.141	37.459	37.809	267.3	1:53:52.952
28	2	1:38.612	31.287	33.092	34.233	307.7	1:15:17.215	40	3	1:49.937	35.209	37.320	37.408	269.3	1:55:42.889
29	2	1:46.543 B	31.554	34.392	40.597	307.7	1:17:03.758	<div data-bbox="853 1265 1508 1332" data-label="Complex-Block"> <p>60 Iron Lynx Ferrari 488 GTE Evo 1. Claudio SCHIAVONI LMGT E 2. Sergio PIANEZZOLA</p> </div>							
30	1	14:08.394	...	37.732	34.536	187.5	1:31:12.152								
31	1	1:40.693	32.073	34.950	33.670	296.7	1:32:52.845								
32	1	1:38.480	31.549	33.701	33.230	305.9	1:34:31.325								
33	1	2:36.489 B	31.608	33.773	1:31.108	309.5	1:37:07.814								
34	1	11:26.919	...	34.676	33.790	215.1	1:48:34.733								
35	1	1:39.522	31.518	34.069	33.935	305.9	1:50:14.255								
36	1	1:38.926	31.752	33.926	33.248	306.8	1:51:53.181								
37	1	1:37.721	31.420	33.097	33.204	308.6	1:53:30.902								
38	1	1:37.787	31.374	33.289	33.124	307.7	1:55:08.689								

Lap	D	Time	Sector 1	Sector 2	Sector 3	T. Spd	Elapsed
1	2	16:21.659	...	39.453	39.382	182.7	16:21.659
2	2	1:52.676	36.119	38.279	38.278	251.7	18:14.335
3	2	1:52.131	36.383	37.867	37.881	254.7	20:06.466
4	2	1:50.549	35.348	37.570	37.631	264.1	21:57.015
5	2	1:50.460	35.256	37.285	37.919	265.4	23:47.475
6	2	1:56.691 B	35.205	37.111	44.375	266.0	25:44.166
7	2	4:16.487	3:00.717	37.819	37.951	208.1	30:00.653
8	2	1:49.837	35.247	37.112	37.478	266.7	31:50.490
9	2	1:49.125	35.059	36.790	37.276	266.0	33:39.615
10	2	1:49.210	35.077	36.883	37.250	266.0	35:28.825
11	2	1:49.227	35.118	36.849	37.260	266.0	37:18.052
12	2	1:57.342 B	35.113	36.926	45.303	266.7	39:15.394
13	2	9:35.826	8:19.325	38.448	38.053	206.1	48:51.220
14	2	1:49.637	35.141	37.055	37.441	268.0	50:40.857

Lap	D	Time	Sector 1	Sector 2	Sector 3	T. Spd	Elapsed
1	2	4:02.561 B	2:29.713	43.908	48.940	143.0	4:02.561
2	2	3:24.086	2:03.041	40.597	40.448	148.4	7:26.647
3	2	1:59.089	36.144	40.677	42.268	241.1	9:25.736
4	2	2:02.869 B	36.025	38.722	48.122	250.6	11:28.605
5	3	3:27.023	2:09.866	38.440	38.717	188.8	14:55.628
6	3	1:52.157	35.543	38.031	38.583	257.8	16:47.785
7	3	1:51.656	35.376	37.959	38.321	265.4	18:39.441
8	3	2:00.942	36.502	40.404	44.036	258.4	20:40.383
9	3	2:01.831 B	35.298	37.692	48.841	267.3	22:42.214
10	3	6:59.186	5:34.855	40.165	44.166	166.9	29:41.400
11	3	1:50.006	35.178	37.269	37.559	267.3	31:31.406
12	3	1:49.401	34.841	37.073	37.487	267.3	33:20.807
13	3	1:48.892	34.927	36.648	37.317	265.4	35:09.699
14	3	1:50.070	34.770	36.864	38.436	268.7	36:59.769
15	3	1:48.890	34.784	36.789	37.317	270.0	38:48.659
16	3	1:58.761 B	34.898	36.687	47.176	266.7	40:47.420
17	2	6:32.057	5:14.796	38.737	38.524	207.7	47:19.477
18	2	1:52.100	35.794	37.561	38.745	263.4	49:11.577
19	2	1:51.305	35.305	37.604	38.396	268.0	51:02.882
20	2	1:55.391	35.757	40.834	38.800	262.1	52:58.273
21	2	2:41.744 B	35.132	37.257	1:29.355	268.0	55:40.017
22	2	6:54.697	5:35.230	39.590	39.877	193.2	1:02:34.714
23	2	1:50.825	35.299	37.105	38.421	266.7	1:04:25.539
24	2	1:51.288	35.118	37.841	38.329	266.0	1:06:16.827





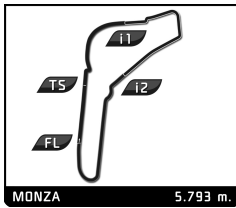
ELMS Collective Test Day
4 Hours of Monza
Morning Test

Sector Analysis

Lap under Red Flag Invalidated Lap Personal Best Session Best Crossing the pit lane

Lap	D	Time	Sector 1	Sector 2	Sector 3	T. Spd	Elapsed	Lap	D	Time	Sector 1	Sector 2	Sector 3	T. Spd	Elapsed
25	2	1:50.671	35.138	37.391	38.142	267.3	1:08:07.498	34	2	8:04.854	6:44.688	39.876	40.290	180.0	1:45:08.456
26	2	1:49.941	35.034	36.931	37.976	268.0	1:09:57.439	35	2	1:53.230	35.579	38.387	39.264	264.7	1:47:01.686
27	2	1:50.619	35.640	37.214	37.765	263.4	1:11:48.058	36	2	1:57.956	39.531	39.139	39.286	268.0	1:48:59.642
28	2	1:49.768	35.101	37.039	37.628	267.3	1:13:37.826	37	2	1:52.297	35.493	38.190	38.614	267.3	1:50:51.939
29	2	1:49.489	35.010	36.993	37.486	268.7	1:15:27.315	38	2	1:52.221	36.074	37.601	38.546	268.7	1:52:44.160
30	2	1:55.449	35.139	36.942	43.368	266.7	1:17:22.764	39	2	1:59.667	35.544	38.002	46.121	269.3	1:54:43.827
31	1	4:23.072	3:01.955	40.509	40.608	203.0	1:21:45.836	74 Kessel Racing Ferrari 488 GTE Evo LMGTE 1. Michael BRONISZEWSKI 3. Nicola CADEI 2. David PEREL							
32	1	1:54.955	35.901	39.190	39.864	264.7	1:23:40.791	1	2	5:24.662	3:54.679	45.642	44.341	137.1	5:24.662
33	1	1:57.458	36.735	39.235	41.488	252.3	1:25:38.249	2	2	2:06.333	42.526	42.250	41.557	191.8	7:30.995
34	1	1:57.756	35.899	41.891	39.966	262.8	1:27:36.005	3	2	2:02.715	41.165	40.734	40.816	193.2	9:33.710
35	1	1:54.968	36.348	39.193	39.427	254.7	1:29:30.973	4	2	2:01.492	38.135	43.369	39.988	203.8	11:35.202
36	1	1:56.866	35.604	41.814	39.448	264.1	1:31:27.839	5	2	2:14.108	40.608	45.673	47.827	208.9	13:49.310
37	1	1:54.783	36.029	39.242	39.512	264.7	1:33:22.622	6	2	4:17.210	2:57.265	40.323	39.622	181.8	18:06.520
38	1	9:56.331	36.244	7:13.108	2:06.979	254.1	1:43:18.953	7	2	2:04.095	39.968	40.237	43.890	114.3	20:10.615
39	1	8:23.625	7:03.743	39.266	40.616	207.7	1:51:42.578	8	2	1:57.548	37.365	41.634	38.549	237.9	22:08.163
40	1	1:48.953	34.906	36.842	37.205	268.0	1:53:31.531	9	2	1:52.538	35.940	38.390	38.208	246.0	24:00.701
41	1	1:49.335	35.664	36.584	37.087	268.7	1:55:20.866	10	2	1:53.752	35.943	40.082	37.727	243.8	25:54.453
66 JMW Motorsport Ferrari 488 GTE Evo LMGTE 1. Gunnar JEANNETTE 3. Finlay HUTCHISON 2. Rodrigo SALES								11	2	2:02.030	38.476	38.499	45.055	200.4	27:56.483
1	3	2:46.099	1:09.880	42.020	54.199	197.8	2:46.099	12	2	13:17.816	...	38.608	38.332	185.2	41:14.299
2	3	4:37.201	3:18.546	39.220	39.435	171.7	7:23.300	13	2	1:57.291	35.869	43.642	37.780	268.7	43:11.590
3	3	1:53.537	36.226	38.362	38.949	251.2	9:16.837	14	2	1:50.049	35.089	37.454	37.506	269.3	45:01.639
4	3	1:52.487	35.752	38.191	38.544	265.4	11:09.324	15	2	1:49.787	35.176	37.129	37.482	264.7	46:51.426
5	3	1:52.698	35.951	37.899	38.848	242.7	13:02.022	16	2	1:50.973	35.152	37.852	37.969	260.9	48:42.399
6	3	1:56.435	39.351	38.332	38.752	260.9	14:58.457	17	2	1:49.496	35.039	37.062	37.395	270.0	50:31.895
7	3	1:58.250	35.674	37.696	44.880	261.5	16:56.707	18	2	1:53.127	34.963	40.556	37.608	271.4	52:25.022
8	1	10:40.097	9:17.695	41.142	41.260	171.4	27:36.804	19	2	2:13.655	35.285	37.452	1:00.918	254.7	54:38.677
9	1	1:54.511	36.307	39.050	39.154	240.5	29:31.315	20	2	8:30.140	7:03.669	41.279	45.192	147.5	1:03:08.817
10	1	1:53.203	35.641	38.252	39.310	264.1	31:24.518	21	2	1:51.769	36.086	37.697	37.986	270.7	1:05:00.586
11	1	1:52.374	35.663	38.014	38.697	264.7	33:16.892	22	2	1:50.447	35.333	37.482	37.632	270.7	1:06:51.033
12	1	1:51.495	35.486	37.602	38.407	265.4	35:08.387	23	2	1:50.121	35.270	37.292	37.559	270.7	1:08:41.154
13	1	1:51.253	35.210	37.562	38.481	266.7	36:59.640	24	2	1:50.013	35.022	37.492	37.499	270.7	1:10:31.167
14	1	1:55.720	35.608	41.861	38.251	244.3	38:55.360	25	2	1:57.585	35.121	37.401	45.063	270.7	1:12:28.752
15	1	1:50.650	35.087	37.367	38.196	268.0	40:46.010	26	3	4:11.757	2:54.342	38.912	38.503	186.5	1:16:40.509
16	1	1:58.303	35.320	37.455	45.528	266.0	42:44.313	27	3	1:51.430	35.338	37.849	38.243	252.9	1:18:31.939
17	2	10:20.744	9:02.178	39.583	38.983	204.5	53:05.057	28	3	1:51.121	35.479	37.730	37.912	242.7	1:20:23.060
18	2	2:46.432	35.684	45.469	1:25.279	268.0	55:51.489	29	3	1:50.434	35.174	37.428	37.832	265.4	1:22:13.494
19	3	7:44.722	6:27.597	38.654	38.471	205.3	1:03:36.211	30	3	1:50.432	34.852	37.436	38.144	276.9	1:24:03.926
20	3	1:50.685	35.414	37.358	37.913	267.3	1:05:26.896	31	3	1:49.958	34.748	37.420	37.790	273.4	1:25:53.884
21	3	1:50.200	35.243	37.354	37.603	268.0	1:07:17.096	32	3	1:50.467	34.688	38.048	37.731	275.5	1:27:44.351
22	3	1:50.335	35.234	37.345	37.756	266.7	1:09:07.431	33	3	1:49.301	34.672	37.154	37.475	274.8	1:29:33.652
23	3	1:49.778	35.142	37.102	37.534	268.7	1:10:57.209	34	3	1:53.300	34.560	40.605	38.135	276.2	1:31:26.952
24	3	1:51.393	35.075	37.505	38.813	269.3	1:12:48.602	35	3	2:02.289	38.076	38.920	45.293	276.2	1:33:29.241
25	3	1:55.443	34.982	37.043	43.418	269.3	1:14:44.045	36	3	10:36.925	9:19.393	39.235	38.297	204.9	1:44:06.166
26	2	8:05.784	6:41.833	40.954	42.997	189.1	1:22:49.829	37	3	1:50.420	35.185	37.550	37.685	269.3	1:45:56.586
27	2	1:57.750	36.150	40.964	40.636	264.1	1:24:47.579	38	3	1:49.849	34.865	37.337	37.647	270.7	1:47:46.435
28	2	1:56.560	36.415	40.077	40.068	265.4	1:26:44.139	39	3	1:50.075	34.901	37.217	37.957	274.1	1:49:36.510
29	2	1:54.207	35.813	38.757	39.637	266.0	1:28:38.346	40	3	1:49.652	34.685	37.296	37.671	274.1	1:51:26.162
30	2	1:53.654	35.676	38.747	39.231	264.1	1:30:32.000	41	3	1:50.010	34.684	37.657	37.669	276.2	1:53:16.172
31	2	1:53.039	35.556	38.473	39.010	265.4	1:32:25.039	42	3	1:50.336	35.133	37.445	37.758	272.7	1:55:06.508
32	2	1:53.364	35.374	38.642	39.348	267.3	1:34:18.403								
33	2	2:45.199	35.439	38.798	1:30.962	267.3	1:37:03.602								





ELMS Collective Test Day
4 Hours of Monza
Morning Test

Sector Analysis

Lap under Red Flag Invalidated Lap Personal Best Session Best B Crossing the pit lane

Lap	D	Time	Sector 1	Sector 2	Sector 3	T. Spd	Elapsed	Lap	D	Time	Sector 1	Sector 2	Sector 3	T. Spd	Elapsed
17	2	8:28.026	7:02.560	44.863	40.603	198.9	1:05:11.848								
18	2	1:56.101	35.677	39.832	40.592	255.3	1:07:07.949								
19	2	1:53.666	35.254	39.038	39.374	266.7	1:09:01.615								
20	2	1:54.013	35.641	38.926	39.446	264.1	1:10:55.628								
21	2	1:53.632	35.170	38.540	39.922	264.1	1:12:49.260								
22	2	1:52.817	35.069	38.296	39.452	270.0	1:14:42.077								
23	2	1:52.117	35.123	38.120	38.874	268.0	1:16:34.194								
24	2	1:52.560	34.966	38.302	39.292	268.7	1:18:26.754								
25	2	1:52.870	35.003	38.635	39.232	268.7	1:20:19.624								
26	2	1:52.493	35.027	38.287	39.179	266.0	1:22:12.117								
27	2	1:52.184	34.940	38.196	39.048	268.0	1:24:04.301								
28	2	2:00.647 B	35.055	38.250	47.342	271.4	1:26:04.948								
29	2	7:04.189	5:46.342	38.840	39.007	207.7	1:33:09.137								
30	2	1:53.040	35.948	38.159	38.933	264.7	1:35:02.177								
31	2	3:24.992 B	35.021	1:15.826	1:34.145	268.0	1:38:27.169								
32	2	6:07.133	4:50.839	38.032	38.262	151.5	1:44:34.302								
33	2	1:50.460	34.968	37.493	37.999	268.0	1:46:24.762								
34	2	1:49.521	34.871	37.027	37.623	268.0	1:48:14.283								
35	2	1:49.550	34.934	37.079	37.537	268.7	1:50:03.833								
36	2	1:49.199	34.701	37.055	37.443	269.3	1:51:53.032								
37	2	1:49.800	34.692	36.982	38.126	270.7	1:53:42.832								
38	2	1:50.687	34.955	37.876	37.856	271.4	1:55:33.519								

