

EUROPEAN LE MANS SERIES

4 Hours of Monza

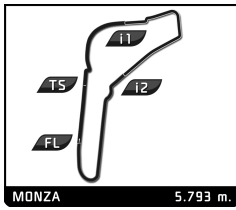
Free Practice 1

Sector Analysis

Amended

Lap under Red Flag Invalidated Lap Personal Best Session Best Crossing the pit lane

Lap	D	Time	Sector 1	Sector 2	Sector 3	T. Spd	Elapsed	Lap	D	Time	Sector 1	Sector 2	Sector 3	T. Spd	Elapsed
9	2	1:44.207	33.643	34.948	35.616	275.5	26:06.709	31	3	3:31.144	2:16.293	37.483	37.368	213.0	1:21:57.473
10	2	1:51.289 B	33.804	36.414	41.071	277.6	27:57.998	32	3	1:48.094	34.584	36.403	37.107	274.1	1:23:45.567
11	1	4:04.757	2:49.368	37.759	37.630	212.2	32:02.755	33	3	1:48.358	35.071	36.434	36.853	268.0	1:25:33.925
12	1	1:49.343	34.986	37.002	37.355	272.0	33:52.098	34	3	1:48.424	34.673	36.690	37.061	274.1	1:27:22.349
13	1	1:49.925	34.840	37.075	38.010	273.4	35:42.023	35	3	1:47.590	34.964	36.024	36.602	272.7	1:29:09.939
14	1	1:49.275	34.953	37.272	37.050	274.8	37:31.298	36	3	1:56.238 B	34.464	36.196	45.578	273.4	1:31:06.177
15	1	1:48.574	34.688	36.965	36.921	273.4	39:19.872	10 Nielsen Racing Duqueine M30 - D08 - Nissan							
16	1	1:48.682	34.773	36.872	37.037	273.4	41:08.554	1. Rob HODES		3. Charles CREWS		LMP3			
17	1	1:48.521	34.561	36.912	37.048	274.8	42:57.075	2. Garrett GRIST							
18	1	1:48.307	34.348	36.666	37.293	275.5	44:45.382	1	2	3:49.329	2:36.278	36.297	36.754	206.5	3:49.329
19	1	1:48.321	34.596	36.643	37.082	274.1	46:33.703	2	2	1:47.514	34.031	35.611	37.872	274.1	5:36.843
20	1	1:48.092	34.459	36.710	36.923	274.1	48:21.795	3	2	1:44.954	34.225	35.329	35.400	271.4	7:21.797
21	1	2:25.867 B	34.375	36.566	1:14.926	272.0	50:47.662	4	2	3:52.740	54.646	1:24.198	1:33.896	274.8	11:14.537
22	2	18:17.117 B	...	36.364	42.716	214.7	1:09:04.779	5	2	2:15.267	1:03.504	36.133	35.630	78.3	13:29.804
23	2	3:27.004	2:14.851	36.006	36.147	215.1	1:12:31.783	6	2	1:45.415	33.850	35.470	36.095	272.7	15:15.219
24	2	3:45.716 B	47.022	1:23.362	1:35.332	270.7	1:16:17.499	7	2	1:47.686	34.259	36.288	37.139	276.9	17:02.905
25	2	3:41.353	2:28.895	36.294	36.164	80.1	1:19:58.852	8	2	1:44.841	33.720	35.597	35.524	276.2	18:47.746
26	2	1:46.101	34.551	35.807	35.743	272.7	1:21:44.953	9	2	1:56.209 B	35.040	36.904	44.265	276.2	20:43.955
27	2	1:45.139	34.063	35.318	35.758	272.0	1:23:30.092	10	3	3:51.330	2:37.814	36.726	36.790	213.9	24:35.285
28	2	1:52.618 B	34.237	36.513	41.868	275.5	1:25:22.710	11	3	1:48.336	34.338	37.497	36.501	271.4	26:23.621
9 Graff Ligier JS P320 - Nissan							10 Nielsen Racing Duqueine M30 - D08 - Nissan								
1. Vincent CAPILLAIRE		3. Maxime ROBIN		LMP3				1. Rob HODES		3. Charles CREWS		LMP3			
2. Arnold ROBIN								2. Garrett GRIST							
1	1	2:42.511	1:27.274	38.288	36.949	198.9	2:42.511	12	3	1:46.623	34.327	36.027	36.269	272.0	28:10.244
2	1	1:46.188	34.293	35.975	35.920	272.7	4:28.699	13	3	1:46.071	34.138	35.789	36.144	272.0	29:56.315
3	1	1:47.052	34.021	35.707	37.324	275.5	6:15.751	14	3	1:48.072	35.310	36.425	36.337	274.1	31:44.387
4	1	2:11.290	33.902	35.252	1:02.136	277.6	8:27.041	15	3	1:47.761	34.721	36.770	36.270	274.1	33:32.148
5	1	3:56.094	1:26.580	1:21.757	1:07.757	79.7	12:23.135	16	3	1:46.073	34.160	35.886	36.027	273.4	35:18.221
6	1	1:47.401	34.817	36.292	36.292	268.7	14:10.536	17	3	1:52.558	34.200	35.972	42.386	274.8	37:10.779
7	1	1:45.813	34.178	35.822	35.813	275.5	15:56.349	18	3	1:47.885	34.375	37.189	36.321	272.0	38:58.664
8	1	1:51.807 B	34.069	35.704	42.034	275.5	17:48.156	19	3	1:53.223 B	34.393	36.137	42.693	274.1	40:51.887
9	3	3:31.431	2:17.834	37.067	36.530	206.9	21:19.587	20	1	6:21.939	5:04.767	39.137	38.035	201.9	47:13.826
10	3	1:46.164	34.189	36.131	35.844	275.5	23:05.751	21	1	1:49.251	34.872	37.263	37.116	270.0	49:03.077
11	3	1:47.017	34.200	36.858	35.959	276.2	24:52.768	22	1	1:49.548	34.825	37.552	37.171	271.4	50:52.625
12	3	1:45.501	34.098	35.568	35.835	274.8	26:38.269	23	1	1:48.928	34.691	36.959	37.278	274.1	52:41.553
13	3	1:45.626	34.176	35.469	35.981	277.6	28:23.895	24	1	1:48.393	34.782	37.063	36.548	272.0	54:29.946
14	3	1:46.338	34.620	35.638	36.080	275.5	30:10.233	25	1	1:48.272	34.590	37.053	36.629	271.4	56:18.218
15	3	1:46.098	34.260	35.745	36.093	278.4	31:56.331	26	1	1:48.387	34.608	36.925	36.854	271.4	58:06.605
16	3	1:54.084 B	34.615	36.529	42.940	275.5	33:50.415	27	1	1:47.962	34.606	36.758	36.598	272.0	59:54.567
17	2	3:44.088	2:29.842	37.552	36.694	212.2	37:34.503	28	1	1:48.940	34.674	37.081	37.185	272.7	1:01:43.507
18	2	1:48.099	34.433	36.996	36.670	274.8	39:22.602	29	1	1:55.508 B	34.916	37.095	43.497	271.4	1:03:39.015
19	2	1:47.113	34.331	36.371	36.411	274.8	41:09.715	30	3	6:01.297	4:47.031	36.785	37.481	213.0	1:09:40.312
20	2	1:48.214	34.597	36.988	36.629	276.2	42:57.929	31	3	1:52.487	34.828	36.746	40.913	269.3	1:11:32.799
21	2	1:47.766	34.272	36.679	36.815	260.9	44:45.695	32	3	2:30.601 B	34.790	37.540	1:18.271	274.8	1:14:03.400
22	2	1:48.568	34.859	36.909	36.800	270.7	46:34.263	33	3	6:33.597	5:16.519	38.972	38.106	214.7	1:20:36.997
23	2	1:47.923	34.586	36.477	36.860	260.9	48:22.186	34	3	1:52.719	34.947	36.822	40.950	260.9	1:22:29.716
24	2	1:58.274 B	34.566	36.729	46.979	258.4	50:20.460	35	3	1:47.691	34.602	36.498	36.591	270.7	1:24:17.407
25	1	9:39.016	8:25.660	36.719	36.637	214.3	59:59.476	36	3	1:54.277 B	34.410	37.347	42.520	272.7	1:26:11.684
26	1	1:47.489	34.479	36.378	36.632	270.7	1:01:46.965	13 Inter Europol Competition Ligier JS P320 - Nissan							
27	1	1:47.518	34.612	36.178	36.728	272.0	1:03:34.483	1. Nigel MOORE		3. Dino LUNARDI		LMP3			
28	1	1:54.836 B	34.820	36.454	43.562	272.7	1:05:29.319	2. Martin HIPPE							
29	1	8:33.699	6:35.373	40.262	1:18.064	181.5	1:14:03.018	1	3	2:05.061	49.566	38.786	36.709	210.9	2:05.061
30	1	4:23.311 B	1:26.753	1:22.327	1:34.231	79.6	1:18:26.329	2	3	1:45.639	34.188	35.654	35.797	275.5	3:50.700
							3 3 1:47.724 33.653 36.475 37.596 280.5 5:38.424								
							4 3 1:45.036 33.846 35.542 35.648 279.8 7:23.460								
							5 3 3:55.001 B 54.260 1:23.985 1:36.756 279.1 11:18.461								

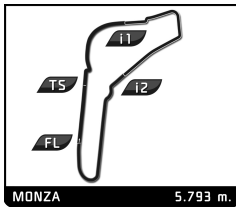


EUROPEAN LE MANS SERIES
4 Hours of Monza
Free Practice 1

Amended

Sector Analysis

												Lap under Red Flag		Invalidated Lap		Personal Best		Session Best		B Crossing the pit lane	
Lap	D	Time	Sector 1	Sector 2	Sector 3	T. Spd	Elapsed	Lap	D	Time	Sector 1	Sector 2	Sector 3	T. Spd	Elapsed						
6	3	5:57.441	4:45.013	36.272	36.156	212.2	17:15.902	26	2	1:48.859	34.391	36.877	37.591	276.2	55:24.235						
7	3	1:44.893	33.896	35.470	35.527	276.2	19:00.795	27	2	1:48.271	34.585	37.034	36.652	278.4	57:12.506						
8	3	1:45.763	33.760	36.244	35.759	277.6	20:46.558	28	2	1:47.682	34.170	36.795	36.717	277.6	59:00.188						
9	3	1:45.509	33.852	35.838	35.819	279.8	22:32.067	29	2	1:48.614	34.307	37.456	36.851	278.4	1:00:48.802						
10	3	1:44.409	33.571	35.393	35.445	278.4	24:16.476	30	2	1:47.933	34.421	36.587	36.925	279.8	1:02:36.735						
11	3	1:52.739 B	33.627	36.445	42.667	281.2	26:09.215	31	2	1:54.426 B	34.311	36.928	43.187	276.9	1:04:31.161						
12	2	4:27.161	3:12.143	38.050	36.968	213.4	30:36.376	32	2	3:35.908	2:21.051	37.375	37.482	190.5	1:08:07.069						
13	2	1:46.913	34.328	36.299	36.286	276.2	32:23.289	33	2	1:49.004	34.736	37.034	37.234	274.8	1:09:56.073						
14	2	1:47.460	34.829	36.399	36.232	276.2	34:10.749	34	2	1:48.836	34.769	36.966	37.101	277.6	1:11:44.909						
15	2	1:46.574	34.185	36.282	36.107	277.6	35:57.323	35	2	2:42.863 B	34.635	37.920	1:30.308	278.4	1:14:27.772						
16	2	1:46.454	34.282	36.155	36.017	276.2	37:43.777	36	2	6:08.842	4:51.691	39.152	37.999	207.7	1:20:36.614						
17	2	1:47.083	34.729	36.186	36.168	276.2	39:30.860	37	2	1:49.762	34.740	37.067	37.955	268.0	1:22:26.376						
18	2	1:54.776 B	34.401	36.397	43.978	276.2	41:25.636	38	2	1:50.127	35.479	37.670	36.978	271.4	1:24:16.503						
19	2	11:30.104	...	39.817	43.543	141.7	52:55.740	39	2	1:48.524	34.495	36.809	37.220	276.2	1:26:05.027						
20	2	1:47.665	34.634	36.366	36.665	272.7	54:43.405	40	2	1:49.041	34.632	36.722	37.687	275.5	1:27:54.068						
21	2	1:47.095	34.510	36.344	36.241	275.5	56:30.500	41	2	1:48.635	34.329	36.932	37.374	277.6	1:29:42.703						
22	2	1:46.857	34.313	36.399	36.145	276.9	58:17.357	42	2	1:56.182 B	34.342	36.983	44.857	277.6	1:31:38.885						
23	2	1:46.851	34.463	36.216	36.172	276.9	1:00:04.208	16 BHK Motorsport Ligier JS P320 - Nissan LMP3 1. Lorenzo VEGLIA 2. Tom CLOET 3. Philippe PAILLOT													
24	2	1:54.896 B	34.664	36.635	43.597	257.1	1:01:59.104	1	1	11:21.741	8:25.963	1:22.508	1:33.270	199.3	11:21.741						
25	3	10:02.745	8:49.717	36.585	36.443	214.3	1:12:01.849	2	1	2:18.321	1:03.233	37.285	37.803	79.9	13:40.062						
26	3	3:06.521 B	34.331	57.703	1:34.487	275.5	1:15:08.370	3	1	1:48.487	35.374	36.639	36.474	257.1	15:28.549						
27	3	5:04.516	3:49.431	36.478	38.607	78.7	1:20:12.886	4	1	1:51.918	35.364	39.541	37.013	271.4	17:20.467						
28	3	1:46.844	34.412	36.210	36.222	274.8	1:21:59.730	5	1	1:46.609	34.293	35.995	36.321	272.7	19:07.076						
29	3	1:46.095	34.075	36.011	36.009	276.2	1:23:45.825	6	1	1:53.365 B	34.332	35.823	43.210	273.4	21:00.441						
30	3	1:54.066 B	34.213	35.972	43.881	278.4	1:25:39.891	7	3	11:57.757	...	38.642	38.734	211.8	32:58.198						
15 RLR MSport Ligier JS P320 - Nissan LMP3 1. Malthe JAKOBSEN 2. James DAYSON 3. Gustas GRINBERGAS							8	3	1:50.635	34.802	37.971	37.862	271.4	34:48.833							
1	1	2:24.032	1:08.308	39.288	36.436	169.5	2:24.032	9	3	1:48.849	34.770	37.187	36.892	272.7	36:37.682						
2	1	1:43.896	33.794	34.986	35.116	277.6	4:07.928	10	3	1:50.767	34.754	37.895	38.118	272.7	38:28.449						
3	1	1:43.937	33.412	34.945	35.580	279.1	5:51.865	11	3	2:04.068 B	39.818	38.485	45.765	272.0	40:32.517						
4	1	1:50.364 B	33.494	35.083	41.787	282.0	7:42.229	12	2	10:18.941	9:02.042	38.494	38.405	184.9	50:51.458						
5	1	6:44.604	5:27.816	35.876	40.912	217.3	14:26.833	13	2	1:53.309	37.752	38.191	37.366	270.0	52:44.767						
6	1	1:44.667	33.667	35.620	35.380	278.4	16:11.500	14	2	1:49.375	35.012	37.166	37.197	265.4	54:34.142						
7	1	1:43.851	33.590	35.128	35.133	278.4	17:55.351	15	2	1:48.833	34.739	36.944	37.150	271.4	56:22.975						
8	1	1:50.488 B	33.503	35.989	40.996	279.8	19:45.839	16	2	1:49.393	34.954	37.151	37.288	273.4	58:12.368						
9	3	3:30.782	2:17.350	36.959	36.473	199.3	23:16.621	17	2	1:49.568	34.925	37.390	37.253	268.7	1:00:01.936						
10	3	1:46.226	34.120	35.952	36.154	274.8	25:02.847	18	2	2:02.561 B	34.761	39.469	48.331	273.4	1:02:04.497						
11	3	1:45.753	33.863	35.964	35.926	274.8	26:48.600	19	2	18:44.500	...	38.376	37.590	197.4	1:20:48.997						
12	3	1:49.287	33.907	37.679	37.701	269.3	28:37.887	20	2	2:39.093	1:20.873	39.942	38.278	270.0	1:23:28.090						
13	3	1:45.881	33.949	35.774	36.158	276.9	30:23.768	21	2	1:52.144	35.265	38.427	38.452	257.8	1:25:20.234						
14	3	1:45.520	33.987	35.649	35.884	274.8	32:09.288	22	2	2:00.233 B	34.847	37.003	48.383	272.0	1:27:20.467						
15	3	1:45.456	33.822	35.754	35.880	274.1	33:54.744	23	2	3:29.938	2:16.569	36.535	36.834	216.0	1:30:50.405						
16	3	1:46.420	33.746	35.793	36.881	274.1	35:41.164	20 High Class Racing Oreca 07 - Gibson LMP2 1. Anders FJORBACH 2. Dennis ANDERSEN													
17	3	1:46.648	33.861	36.613	36.174	276.2	37:27.812	1	1	1:55.982	46.870	35.369	33.743	213.4	1:55.982						
18	3	1:45.313	33.859	35.627	35.827	272.7	39:13.125	2	1	1:35.696	31.166	32.237	32.293	302.5	3:31.678						
19	3	1:46.591	34.479	35.663	36.449	255.3	40:59.716	3	1	1:38.375	30.866	33.880	33.629	309.5	5:10.053						
20	3	1:45.429	33.754	35.757	35.918	276.2	42:45.145	4	1	1:35.061	30.905	31.947	32.209	309.5	6:45.114						
21	3	1:46.012	33.622	36.468	35.922	279.1	44:31.157	5	1	2:32.188 B	30.880	32.199	1:29.109	309.5	9:17.302						
22	3	1:45.253	33.963	35.513	35.777	274.8	46:16.410	6	1	8:09.627	7:03.309	33.532	32.786	229.3	17:26.929						
23	3	1:51.137 B	33.914	35.714	41.509	270.7	48:07.547	7	1	1:37.723	31.076	33.163	33.484	307.7	19:04.652						
24	2	3:39.092	2:23.686	37.906	37.500	191.8	51:46.639														
25	2	1:48.737	34.482	37.080	37.175	276.2	53:35.376														

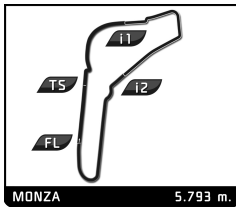


EUROPEAN LE MANS SERIES
4 Hours of Monza
Free Practice 1

Amended

Sector Analysis

Lap under Red Flag											Invalidated Lap	Personal Best	Session Best	B Crossing the pit lane	
Lap	D	Time	Sector 1	Sector 2	Sector 3	T. Spd	Elapsed	Lap	D	Time	Sector 1	Sector 2	Sector 3	T. Spd	Elapsed
8	1	1:37.337	30.969	33.730	32.638	308.6	20:41.989	31	2	1:43.443	31.691	34.251	37.501	285.7	1:23:14.796
9	1	1:35.699	30.965	32.820	31.914	307.7	22:17.688	32	2	1:37.369	31.435	33.137	32.797	308.6	1:24:52.165
10	1	1:35.153	31.106	32.218	31.829	296.7	23:52.841	33	2	1:37.923	31.683	33.033	33.207	312.1	1:26:30.088
11	1	1:42.380 B	31.320	32.724	38.336	307.7	25:35.221	34	2	1:36.902	31.262	32.937	32.703	307.7	1:28:06.990
12	2	4:15.577 B	2:29.004	1:05.882	40.691	220.9	29:50.798	35	2	1:37.051	31.348	33.000	32.703	309.5	1:29:44.041
13	2	5:41.834	4:33.876	34.081	33.877	238.9	35:32.632	36	2	1:45.067 B	32.017	33.053	39.997	298.3	1:31:29.108
14	2	1:40.583	31.835	34.787	33.961	302.5	37:13.215	24 Algarve Pro Racing 1. Henning ENQVIST 2. Jon LANCASTER 3. Arjun MAINI Oreca 07 - Gibson LMP2							
15	2	1:39.370	31.803	34.022	33.545	304.2	38:52.585	1	3	2:14.214	1:00.100	38.581	35.533	178.8	2:14.214
16	2	1:38.213	31.698	33.359	33.156	302.5	40:30.798	2	3	1:38.991	31.555	33.305	34.131	304.2	3:53.205
17	2	1:39.000	31.623	33.392	33.985	298.3	42:09.798	3	3	1:41.184	31.492	34.017	35.675	302.5	5:34.389
18	2	1:39.206	32.027	33.967	33.212	293.5	43:49.004	4	3	1:37.174	31.384	32.995	32.795	305.9	7:11.563
19	2	1:38.851	31.572	33.995	33.284	304.2	45:27.855	5	3	3:21.951 B	31.418	1:16.408	1:34.125	305.1	10:33.514
20	2	1:39.071	31.838	34.057	33.176	301.7	47:06.926	6	3	12:04.462	...	34.467	33.602	206.9	22:37.976
21	2	1:37.794	31.425	33.313	33.056	304.2	48:44.720	7	3	1:38.288	31.350	33.604	33.334	305.1	24:16.264
22	2	1:39.318	31.660	33.494	34.164	297.5	50:24.038	8	3	1:39.625	31.803	34.184	33.638	268.7	25:55.889
23	2	1:38.125	31.613	33.360	33.152	301.7	52:02.163	9	3	1:48.525 B	31.334	36.056	41.135	305.1	27:44.414
24	2	1:39.239	31.779	33.521	33.939	299.2	53:41.402	10	3	3:07.337	1:58.581	34.389	34.367	232.3	30:51.751
25	2	1:39.110	31.709	33.653	33.748	301.7	55:20.512	11	3	1:43.929 B	31.493	33.144	39.292	300.8	32:35.680
26	2	1:46.059 B	31.654	34.128	40.277	302.5	57:06.571	12	2	8:50.306	7:43.752	33.722	32.832	227.8	41:25.986
27	1	8:18.669 B	6:58.247	37.066	43.356	226.9	1:05:25.240	13	2	1:37.591	31.539	33.317	32.735	304.2	43:03.577
22 United Autosports 1. Philip HANSON 2. Filipe ALBUQUERQUE Oreca 07 - Gibson LMP2															
1	2	3:46.657	2:30.809	37.801	38.047	203.0	3:46.657	14	2	1:39.730	32.101	34.025	33.604	278.4	44:43.307
2	2	1:35.357	31.119	32.305	31.933	308.6	5:22.014	15	2	1:37.811	31.724	33.230	32.857	305.1	46:21.118
3	2	1:37.082	30.828	32.333	33.921	312.1	6:59.096	16	2	1:37.287	31.559	33.035	32.693	306.8	47:58.405
4	2	3:04.814 B	30.771	59.856	1:34.187	311.2	10:03.910	17	2	1:44.616 B	31.469	33.554	39.593	306.8	49:43.021
5	2	11:51.257	...	34.380	33.213	178.8	21:55.167	18	2	4:19.383	3:12.193	33.809	33.381	239.5	54:02.404
6	2	1:35.613	30.827	32.825	31.961	308.6	23:30.780	19	2	1:37.919	31.558	33.271	33.090	306.8	55:40.323
7	2	1:34.990	30.893	32.191	31.906	310.3	25:05.770	20	2	1:38.350	31.927	33.489	32.934	307.7	57:18.673
8	2	1:38.856	30.833	33.428	34.595	309.5	26:44.626	21	2	1:39.487	31.634	33.443	34.410	306.8	58:58.160
9	2	1:35.321	30.895	32.306	32.120	311.2	28:19.947	22	2	1:40.238	31.810	34.789	33.639	305.9	1:00:38.398
10	2	1:47.696 B	35.552	33.119	39.025	311.2	30:07.643	23	2	1:44.801 B	31.508	33.647	39.646	308.6	1:02:23.199
11	1	3:58.088	2:48.598	33.959	35.531	218.6	34:05.731	24	1	3:41.709	2:25.870	40.017	35.822	201.9	1:06:04.908
12	1	1:38.666	31.162	33.002	34.502	309.5	35:44.397	25	1	1:42.798	32.107	35.544	35.147	302.5	1:07:47.706
13	1	1:39.658	31.305	35.294	33.059	308.6	37:24.055	26	1	1:42.091	32.578	35.175	34.338	287.2	1:09:29.797
14	1	1:37.215	31.098	32.927	33.190	310.3	39:01.270	27	1	1:40.655	32.015	34.608	34.032	291.1	1:11:10.452
15	1	1:36.176	31.173	32.689	32.314	309.5	40:37.446	28	1	1:44.016	32.169	37.265	34.582	291.9	1:12:54.468
16	1	1:37.888	31.164	32.947	33.777	311.2	42:15.334	29	1	4:08.611 B	1:09.473	1:23.660	1:35.478	79.1	1:17:03.079
17	1	1:39.121	31.312	33.757	34.052	313.0	43:54.455	30	1	3:20.339	2:08.890	35.956	35.493	228.3	1:20:23.418
18	1	1:36.406	31.085	32.942	32.379	310.3	45:30.861	31	1	1:44.137	32.359	37.349	34.429	272.7	1:22:07.555
19	1	1:44.851 B	31.170	33.545	40.136	311.2	47:15.712	32	1	1:42.900	32.062	36.485	34.353	287.2	1:23:50.455
20	1	7:40.828	6:34.577	33.461	32.790	235.8	54:56.540	33	1	1:42.112	32.018	35.405	34.689	280.5	1:25:32.567
21	1	1:38.263	31.161	33.791	33.311	309.5	56:34.803	34	1	1:42.185	32.652	34.823	34.710	295.1	1:27:14.752
22	1	1:38.465	31.177	33.895	33.393	309.5	58:13.268	35	1	1:41.416	32.138	34.928	34.350	291.9	1:28:56.168
23	1	1:39.166	31.712	33.292	34.162	306.8	59:52.434	36	1	1:54.209 B	31.980	39.365	42.864	288.0	1:30:50.377
24	1	1:36.650	31.220	32.941	32.489	309.5	1:01:29.084	25 Algarve Pro Racing 1. John FALB 2. Simon TRUMMER 3. Gabriel AUBRY Oreca 07 - Gibson LMP2							
25	1	1:36.312	31.121	32.763	32.428	309.5	1:03:05.396	1	2	2:08.390	57.407	36.137	34.846	169.5	2:08.390
26	1	1:43.247 B	31.208	32.934	39.105	310.3	1:04:48.643	2	2	1:40.791	32.562	34.255	33.974	279.1	3:49.181
27	1	6:34.229	5:26.578	34.156	33.495	208.1	1:11:22.872	3	2	1:36.108	31.207	32.543	32.358	308.6	5:25.289
28	1	1:46.067 B	31.192	34.496	40.379	310.3	1:13:08.939	4	2	1:35.809	31.071	32.534	32.204	311.2	7:01.098
29	2	6:44.622	5:35.104	34.824	34.694	80.4	1:19:53.561	5	2	3:13.053 B	32.379	1:07.116	1:33.558	280.5	10:14.151
30	2	1:37.792	31.571	33.206	33.015	300.0	1:21:31.353								



EUROPEAN LE MANS SERIES
4 Hours of Monza
Free Practice 1

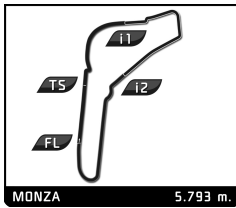
Amended

Sector Analysis

Lap under Red Flag													Invalidated Lap		Personal Best	Session Best	B Crossing the pit lane
Lap	D	Time	Sector 1	Sector 2	Sector 3	T. Spd	Elapsed	Lap	D	Time	Sector 1	Sector 2	Sector 3	T. Spd	Elapsed		
6	2	6:48.756	5:40.614	34.533	33.609	220.4	17:02.907	15	2	1:36.768	31.113	33.174	32.481	308.6	27:41.845		
7	2	1:39.384	31.374	33.122	34.888	301.7	18:42.291	16	2	1:35.674	31.014	32.482	32.178	308.6	29:17.519		
8	2	1:40.868	31.132	33.592	36.144	307.7	20:23.159	17	2	1:36.341	31.179	32.689	32.473	311.2	30:53.860		
9	2	1:36.353	31.307	32.732	32.314	308.6	21:59.512	18	2	1:36.074	30.881	32.882	32.311	310.3	32:29.934		
10	2	1:38.373	31.212	34.370	32.791	311.2	23:37.885	19	2	1:36.177	30.999	32.883	32.295	309.5	34:06.111		
11	2	1:36.815	31.273	32.964	32.578	309.5	25:14.700	20	2	1:43.511 B	31.202	32.861	39.448	301.7	35:49.622		
12	2	1:42.613 B	31.233	32.874	38.506	308.6	26:57.313	21	1	3:50.926	2:43.896	34.024	33.006	239.5	39:40.548		
13	3	3:14.308	2:08.052	33.544	32.712	238.4	30:11.621	22	1	1:37.450	31.311	33.166	32.973	306.8	41:17.998		
14	3	1:37.585	31.981	32.900	32.704	301.7	31:49.206	23	1	1:38.621	31.224	33.103	34.294	307.7	42:56.619		
15	3	1:38.401	31.237	34.620	32.544	309.5	33:27.607	24	1	1:36.672	31.266	32.893	32.513	305.1	44:33.291		
16	3	1:37.560	31.205	33.646	32.709	309.5	35:05.167	25	1	1:36.543	31.365	32.761	32.417	305.9	46:09.834		
17	3	1:36.611	31.183	32.845	32.583	307.7	36:41.778	26	1	1:37.198	31.276	33.197	32.725	307.7	47:47.032		
18	3	1:45.511 B	31.224	34.715	39.572	310.3	38:27.289	27	1	1:44.004 B	31.680	33.435	38.889	301.7	49:31.036		
19	3	4:15.849	3:08.847	33.428	33.574	240.5	42:43.138	28	1	1:59.327	51.878	33.276	34.173	242.2	51:30.363		
20	3	1:39.075	31.207	34.526	33.342	308.6	44:22.213	29	1	1:37.102	31.357	33.025	32.720	306.8	53:07.465		
21	3	1:36.915	31.245	32.854	32.816	306.8	45:59.128	30	1	1:37.311	31.441	33.144	32.726	305.1	54:44.776		
22	3	1:37.791	31.194	34.024	32.573	308.6	47:36.919	31	1	1:39.376	32.944	33.197	33.235	211.8	56:24.152		
23	3	1:37.239	31.209	33.049	32.981	308.6	49:14.158	32	1	1:37.520	31.672	33.161	32.687	296.7	58:01.672		
24	3	1:40.675	31.239	33.688	35.748	308.6	50:54.833	33	1	1:36.296	31.205	32.645	32.446	307.7	59:37.968		
25	3	1:52.412 B	35.731	36.492	40.189	309.5	52:47.245	34	1	1:37.689	31.528	32.891	33.270	308.6	1:01:15.657		
26	1	2:56.411	1:48.753	34.231	33.427	218.6	55:43.656	35	1	1:36.404	31.110	32.729	32.565	309.5	1:02:52.061		
27	1	1:39.841	31.715	34.208	33.918	307.7	57:23.497	36	1	1:43.596 B	31.205	33.599	38.792	310.3	1:04:35.657		
28	1	1:39.646	31.786	34.019	33.841	303.4	59:03.143	37	3	3:37.862	2:30.963	34.061	32.838	224.5	1:08:13.519		
29	1	1:40.563	31.666	34.793	34.104	304.2	1:00:43.706	38	3	1:37.217	31.054	33.443	32.720	309.5	1:09:50.736		
30	1	1:40.188	31.974	34.317	33.897	293.5	1:02:23.894	39	3	1:38.419	31.076	33.099	34.244	310.3	1:11:29.155		
31	1	1:40.682	31.861	34.987	33.834	293.5	1:04:04.576	40	3	1:49.630	31.212	34.601	43.817	311.2	1:13:18.785		
32	1	1:48.928 B	33.163	34.842	40.923	308.6	1:05:53.504	41	3	4:21.568	1:26.194	1:22.078	1:33.296	79.8	1:17:40.353		
33	1	3:24.116	2:13.280	37.076	33.760	240.5	1:09:17.620	42	3	2:12.819	1:03.429	34.798	34.592	78.3	1:19:53.172		
34	1	1:39.588	31.701	34.049	33.838	305.9	1:10:57.208	43	3	1:37.176	31.303	32.935	32.938	307.7	1:21:30.348		
35	1	8:07.728 B	31.827	6:25.225	1:10.676	305.9	1:19:04.936	44	3	1:38.923	31.721	33.572	33.630	272.7	1:23:09.271		
36	2	3:37.097	2:10.478	47.666	38.953	168.2	1:22:42.033	45	3	1:36.177	31.026	32.770	32.381	309.5	1:24:45.448		
37	2	1:39.156	31.667	33.973	33.516	303.4	1:24:21.189	46	3	1:35.923	31.046	32.541	32.336	310.3	1:26:21.371		
38	2	1:39.062	31.496	34.280	33.286	307.7	1:26:00.251	47	3	1:36.718	31.066	33.193	32.459	310.3	1:27:58.089		
39	2	1:38.519	31.532	33.846	33.141	305.9	1:27:38.770	48	3	1:44.087 B	30.983	33.507	39.597	310.3	1:29:42.176		
40	2	1:39.957	31.732	33.627	34.598	306.8	1:29:18.727										
41	2	1:49.146 B	31.595	34.435	43.116	305.1	1:31:07.873										

26	G-Drive Racing	Aurus 01 - Gibson					
	1. Roman RUSINOV	3. Nyck DE VRIES	LMP2				
	2. Mikkel JENSEN						
1	3	2:00.447	49.781	36.844	33.822	212.2	2:00.447
2	3	1:35.923	31.089	32.975	31.859	309.5	3:36.370
3	3	1:34.612	31.144	31.783	31.685	277.6	5:10.982
4	3	1:36.129	30.817	31.975	33.337	313.0	6:47.111
5	3	2:51.466 B	30.747	46.132	1:34.587	313.0	9:38.577
6	2	3:43.523	2:36.630	33.895	32.998	78.2	13:22.100
7	2	1:35.997	31.301	32.746	31.950	304.2	14:58.097
8	2	1:35.197	31.059	32.263	31.875	305.9	16:33.294
9	2	1:35.051	30.977	32.159	31.915	307.7	18:08.345
10	2	1:35.205	31.041	32.072	32.092	308.6	19:43.550
11	2	1:35.385	31.030	32.252	32.103	308.6	21:18.935
12	2	1:35.098	31.061	32.181	31.856	308.6	22:54.033
13	2	1:35.437	30.978	32.471	31.988	309.5	24:29.470
14	2	1:35.607	30.876	32.446	32.285	309.5	26:05.077

27	DragonSpeed USA	Oreca 07 - Gibson					
	1. Henrik HEDMAN	3. Charles MILES	LMP2				
	2. Ben HANLEY						
1	2	1:43.989	38.004	33.613	32.372	188.8	1:43.989
2	2	1:36.793	31.304	32.121	33.368	300.8	3:20.782
3	2	1:35.689	31.223	32.263	32.203	305.9	4:56.471
4	2	1:37.650	31.029	32.459	34.162	308.6	6:34.121
5	2	2:19.612 B	31.002	32.161	1:16.449	307.7	8:53.733
6	2	4:41.988	3:34.279	33.384	34.325	175.9	13:35.721
7	2	1:37.396	31.222	32.613	33.561	305.1	15:13.117
8	2	1:36.731	31.081	33.154	32.496	306.8	16:49.848
9	2	1:45.280 B	31.135	32.405	41.740	305.9	18:35.128
10	1	3:01.008	1:51.589	34.997	34.422	140.4	21:36.136
11	1	1:41.719	32.030	35.003	34.686	298.3	23:17.855
12	1	1:39.935	32.303	33.907	33.725	294.3	24:57.790
13	1	1:40.945	33.009	34.324	33.612	257.1	26:38.735
14	1	1:39.494	31.791	33.725	33.978	303.4	28:18.229
15	1	1:39.088	31.614	33.991	33.483	301.7	29:57.317
16	1	1:40.169	31.774	34.311	34.084	300.0	31:37.486



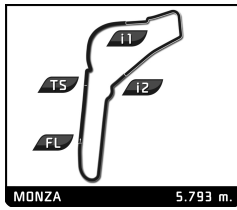
EUROPEAN LE MANS SERIES
4 Hours of Monza
Free Practice 1

Amended

Sector Analysis

Lap under Red Flag Invalidated Lap Personal Best Session Best Crossing the pit lane

Lap	D	Time	Sector 1	Sector 2	Sector 3	T. Spd	Elapsed	Lap	D	Time	Sector 1	Sector 2	Sector 3	T. Spd	Elapsed
17	1	1:39.872	31.667	34.484	33.721	304.2	33:17.358	22	2	1:37.599	31.373	33.348	32.878	305.9	52:21.864
18	1	1:38.566	31.586	33.631	33.349	304.2	34:55.924	23	2	1:38.177	31.756	33.447	32.974	301.7	54:00.041
19	1	1:49.269 B	32.028	34.150	43.091	304.2	36:45.193	24	2	1:37.698	31.417	33.303	32.978	305.9	55:37.739
20	3	3:58.357	2:51.207	33.948	33.202	237.9	40:43.550	25	2	1:37.176	31.375	33.063	32.738	306.8	57:14.915
21	3	1:37.362	31.647	32.996	32.719	296.7	42:20.912	26	2	1:38.138	31.432	33.283	33.423	306.8	58:53.053
22	3	1:39.241	31.515	32.879	34.847	299.2	44:00.153	27	2	1:37.352	31.330	33.181	32.841	306.8	1:00:30.405
23	3	1:37.509	31.505	33.096	32.908	300.8	45:37.662	28	2	1:39.302	31.278	34.303	33.721	305.1	1:02:09.707
24	3	1:39.458	33.328	33.108	33.022	257.1	47:17.120	29	2	1:44.721 B	31.366	33.865	39.490	299.2	1:03:54.428
25	3	1:37.164	31.494	32.968	32.702	306.8	48:54.284	30	3	4:50.972	3:44.534	33.480	32.958	236.8	1:08:45.400
26	3	1:45.305 B	31.366	32.771	41.168	301.7	50:39.589	31	3	1:37.818	31.644	33.278	32.896	304.2	1:10:23.218
27	3	4:39.209	3:31.064	35.196	32.949	240.5	55:18.798	32	3	1:38.531	31.499	33.871	33.161	305.9	1:12:01.749
28	3	1:39.503	31.303	35.196	33.004	301.7	56:58.301	33	3	2:52.203 B	31.727	46.222	1:34.254	304.2	1:14:53.952
29	3	1:36.788	31.309	32.746	32.733	300.0	58:35.089	34	3	4:41.288	3:26.332	41.045	33.911	80.0	1:19:35.240
30	3	1:37.339	31.583	32.902	32.854	299.2	1:00:12.428	35	3	1:38.327	31.799	33.520	33.008	295.9	1:21:13.567
31	3	1:40.236	31.298	32.991	35.947	298.3	1:01:52.664	36	3	1:38.034	31.856	33.293	32.885	304.2	1:22:51.601
32	3	1:47.220 B	32.189	33.040	41.991	258.4	1:03:39.884	37	3	1:37.613	31.609	33.226	32.778	305.9	1:24:29.214
33	2	3:04.665	1:58.170	33.462	33.033	222.7	1:06:44.549	38	3	1:48.297 B	31.585	34.954	41.758	305.9	1:26:17.511
34	2	1:38.110	31.337	33.764	33.009	305.9	1:08:22.659	30 Duqueine Team 1. Tristan GOMMENDY 3. Konstantin TERESCHENKO Oreca 07 - Gibson 2. Jonathan HIRSCHI LMP2							
35	2	1:37.364	31.450	33.160	32.754	302.5	1:10:00.023	1	3	2:36.971	1:29.065	34.449	33.457	234.8	2:36.971
36	2	1:37.986	31.288	33.819	32.879	305.9	1:11:38.009	2	3	1:35.764	31.466	32.189	32.109	304.2	4:12.735
37	2	2:26.270 B	31.282	36.997	1:17.991	306.8	1:14:04.279	3	3	2:42.675 B	42.206	59.349	1:01.120	311.2	6:55.410
38	1	4:59.996 B	2:20.422	1:22.501	1:17.073	79.3	1:19:04.275	4	3	18:08.905	...	34.815	32.992	229.3	25:04.315
39	1	2:23.644	1:11.863	35.867	35.914	177.0	1:21:27.919	5	3	1:36.536	31.439	32.836	32.261	292.7	26:40.851
40	1	1:42.523	32.759	34.682	35.082	270.7	1:23:10.442	6	3	1:35.579	30.952	32.442	32.185	312.1	28:16.430
41	1	1:39.883	31.921	34.062	33.900	299.2	1:24:50.325	7	3	1:35.349	30.841	32.520	31.988	310.3	29:51.779
42	1	1:40.442	31.673	34.461	34.308	305.1	1:26:30.767	8	3	1:42.350 B	30.878	32.485	38.987	312.1	31:34.129
43	1	1:40.009	31.776	34.127	34.106	305.1	1:28:10.776	9	1	3:53.334	2:46.556	33.823	32.955	234.8	35:27.463
44	1	1:39.595	31.677	33.906	34.012	305.9	1:29:50.371	10	1	1:38.891	32.225	33.669	32.997	277.6	37:06.354
45	1	1:50.208 B	31.682	33.929	44.597	305.1	1:31:40.579	11	1	1:36.945	31.340	33.056	32.549	307.7	38:43.299
28 Idec Sport 1. Paul LAFARGUE 3. Richard BRADLEY Oreca 07 - Gibson 2. Nicolas MINASSIAN LMP2							12	1	1:37.274	31.143	32.983	33.148	308.6	40:20.573	
1	3	6:33.603	5:21.760	35.747	36.096	209.3	6:33.603	13	1	1:37.028	31.068	33.300	32.660	308.6	41:57.601
2	3	2:38.819 B	33.399	36.478	1:28.942	234.3	9:12.422	14	1	1:36.640	31.010	32.862	32.768	310.3	43:34.241
3	3	8:26.513	7:18.216	35.017	33.280	201.5	17:38.935	15	1	1:36.458	31.193	32.800	32.465	309.5	45:10.699
4	3	1:36.138	31.429	32.441	32.268	305.9	19:15.073	16	1	1:36.683	31.228	32.929	32.526	309.5	46:47.382
5	3	1:36.111	31.057	32.439	32.615	307.7	20:51.184	17	1	1:44.025 B	31.127	33.852	39.046	308.6	48:31.407
6	3	1:36.580	31.132	33.136	32.312	307.7	22:27.764	18	1	7:18.963	6:12.264	33.773	32.926	173.4	55:50.370
7	3	1:43.452 B	31.309	33.010	39.133	310.3	24:11.216	19	1	1:39.351	31.411	34.235	33.705	309.5	57:29.721
8	1	3:21.795	2:14.298	34.112	33.385	236.3	27:33.011	20	1	1:37.766	31.125	33.363	33.278	309.5	59:07.487
9	1	1:43.945	31.940	38.981	33.024	293.5	29:16.956	21	1	1:39.582	31.412	34.066	34.104	311.2	1:00:47.069
10	1	1:38.725	31.587	34.004	33.134	300.8	30:55.681	22	1	1:38.898	32.192	33.664	33.042	305.1	1:02:25.967
11	1	1:39.100	31.726	34.446	32.928	304.2	32:34.781	23	1	1:46.463 B	31.541	34.122	40.800	311.2	1:04:12.430
12	1	1:38.549	31.868	33.499	33.182	300.0	34:13.330	24	2	4:02.122	2:53.175	34.413	34.534	232.3	1:08:14.552
13	1	1:37.938	31.594	33.442	32.902	303.4	35:51.268	25	2	1:39.126	31.649	33.846	33.631	302.5	1:09:53.678
14	1	1:41.375	31.701	35.372	34.302	302.5	37:32.643	26	2	1:39.325	31.525	33.580	34.220	303.4	1:11:33.003
15	1	1:38.647	32.217	33.491	32.939	284.2	39:11.290	27	2	2:04.771 B	31.918	37.222	55.631	303.4	1:13:37.774
16	1	1:38.392	31.645	33.346	33.401	300.8	40:49.682	28	2	6:40.546	5:31.716	35.292	33.538	237.9	1:20:18.320
17	1	1:38.326	31.865	33.554	32.907	303.4	42:28.008	29	2	1:38.814	31.481	33.612	33.721	303.4	1:21:57.134
18	1	1:44.854 B	31.654	33.328	39.872	304.2	44:12.862	30	2	1:39.069	31.486	34.261	33.322	305.9	1:23:36.203
19	2	3:13.775	2:03.778	35.454	34.543	212.6	47:26.637	31	2	1:39.230	31.386	33.834	34.010	305.9	1:25:15.433
20	2	1:38.951	31.583	33.710	33.658	300.0	49:05.588	32	2	1:39.427	31.729	34.140	33.558	295.1	1:26:54.860
21	2	1:38.677	31.473	33.955	33.249	304.2	50:44.265	33	2	1:38.032	31.466	33.293	33.273	304.2	1:28:32.892

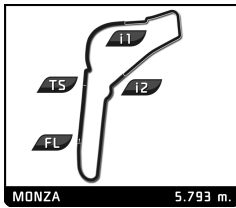


EUROPEAN LE MANS SERIES
4 Hours of Monza
Free Practice 1

Amended

Sector Analysis

Lap under Red Flag											Invalidated Lap	Personal Best	Session Best	B Crossing the pit lane		
Lap	D	Time	Sector 1	Sector 2	Sector 3	T. Spd	Elapsed	Lap	D	Time	Sector 1	Sector 2	Sector 3	T. Spd	Elapsed	
31		Panis Racing		3. William STEVENS		Oreca 07 - Gibson LMP2										
		1. Julien CANAL														
		2. Nicolas JAMIN														
1	3	3:35.921	2:21.887	38.023	36.011	216.9	3:35.921	11	2	1:37.080	31.207	33.329	32.544	310.3	33:21.736	
2	3	1:45.303	33.088	34.535	37.680	307.7	5:21.224	12	2	1:36.314	31.139	32.602	32.573	308.6	34:58.050	
3	3	1:35.765	30.936	32.654	32.175	308.6	6:56.989	13	2	1:37.627	31.058	33.064	33.505	310.3	36:35.677	
4	3	3:05.784	B	31.065	1:00.297	1:34.422	307.7	10:02.773	14	2	1:36.905	31.186	32.818	32.901	310.3	38:12.582
5	1	4:01.123	2:51.644	35.254	34.225	211.8	14:03.896	15	2	1:36.673	31.356	32.917	32.400	310.3	39:49.255	
6	1	1:37.316	31.490	33.310	32.516	305.1	15:41.212	16	2	1:44.119	B	31.072	33.148	39.899	309.5	41:33.374
7	1	1:37.222	31.175	33.147	32.900	305.9	17:18.434	17	3	4:30.414	3:23.374	33.901	33.139	239.5	46:03.788	
8	1	1:38.656	31.227	32.927	34.502	306.8	18:57.090	18	3	1:37.925	31.460	33.777	32.688	308.6	47:41.713	
9	1	1:44.677	B	31.762	33.074	39.841	287.2	20:41.767	19	3	1:38.115	31.555	33.870	32.690	307.7	49:19.828
10	2	3:21.026	2:14.222	34.251	32.553	236.8	24:02.793	20	3	1:38.157	31.447	33.957	32.753	310.3	50:57.985	
11	2	1:37.310	31.417	32.867	33.026	305.9	25:40.103	21	3	1:38.220	31.448	33.960	32.812	300.8	52:36.205	
12	2	1:36.598	31.338	32.827	32.433	305.1	27:16.701	22	3	1:36.851	31.257	33.107	32.487	308.6	54:13.056	
13	2	1:37.820	31.308	33.896	32.616	306.8	28:54.521	23	3	1:37.779	31.050	33.838	32.891	311.2	55:50.835	
14	2	1:42.741	B	31.612	32.896	38.233	306.8	30:37.262	24	3	1:37.755	31.335	33.682	32.738	311.2	57:28.590
15	2	6:15.168	5:09.432	33.045	32.691	240.0	36:52.430	25	3	1:38.365	31.367	33.606	33.392	311.2	59:06.955	
16	2	1:37.097	31.430	32.967	32.700	305.9	38:29.527	26	3	1:37.411	31.206	33.180	33.025	308.6	1:00:44.366	
17	2	1:37.449	31.509	32.989	32.951	305.9	40:06.976	27	3	1:39.078	31.620	34.342	33.116	302.5	1:02:23.444	
18	2	1:38.789	31.851	33.051	33.887	303.4	41:45.765	28	3	1:37.915	31.239	34.059	32.617	309.5	1:04:01.359	
19	2	1:37.053	31.287	33.020	32.746	306.8	43:22.818	29	3	1:36.838	31.240	33.002	32.596	309.5	1:05:38.197	
20	2	1:42.639	B	31.340	32.916	38.383	306.8	45:05.457	30	3	1:38.735	31.592	33.039	34.104	308.6	1:07:16.932
21	2	3:04.125	1:58.161	33.145	32.819	241.1	48:09.582	31	3	1:45.574	B	33.165	33.448	38.961	309.5	1:09:02.506
22	2	1:37.172	31.404	33.069	32.699	306.8	49:46.754	32	1	9:30.369	6:36.581	1:22.177	1:31.611	80.2	1:18:32.875	
23	2	1:43.944	B	31.311	33.895	38.738	307.7	51:30.698	33	1	1:43.990	35.283	35.149	33.558	244.9	1:20:16.865
24	3	7:34.098	6:26.756	34.080	33.262	164.1	59:04.796	34	1	1:39.705	31.623	34.221	33.861	295.1	1:21:56.570	
25	3	1:39.374	31.196	34.341	33.837	305.9	1:00:44.170	35	1	1:38.682	31.477	34.190	33.015	307.7	1:23:35.252	
26	3	1:41.272	32.329	34.269	34.674	281.2	1:02:25.442	36	1	1:39.820	31.305	34.415	34.100	308.6	1:25:15.072	
27	3	1:45.908	B	31.399	34.487	40.022	307.7	1:04:11.350	37	1	1:38.994	32.004	33.722	33.268	310.3	1:26:54.066
28	3	3:58.454	2:48.906	33.972	35.576	240.0	1:08:09.804	38	1	1:37.342	31.409	33.042	32.891	305.1	1:28:31.408	
29	3	1:38.007	31.415	33.567	33.025	305.9	1:09:47.811	39	1	1:37.303	31.271	33.061	32.971	309.5	1:30:08.711	
30	3	1:40.139	31.356	34.158	34.625	306.8	1:11:27.950									
31	3	1:48.965	B	31.225	35.084	42.656	307.7	1:13:16.915								
32	1	6:42.547	5:33.116	35.319	34.112	77.9	1:19:59.462									
33	1	1:39.871	32.290	34.081	33.500	290.3	1:21:39.333									
34	1	1:41.119	31.680	34.991	34.448	302.5	1:23:20.452									
35	1	1:39.505	31.525	34.393	33.587	304.2	1:24:59.957									
36	1	1:38.599	31.519	33.808	33.272	304.2	1:26:38.556									
37	1	1:46.026	B	31.444	33.903	40.679	304.2	1:28:24.582								
32		United Autosports		3. Job VAN UITERT		Oreca 07 - Gibson LMP2										
		1. Will OWEN														
		2. Alex BRUNDLE														
1	1	14:10.387	...	33.908	32.796	219.5	14:10.387									
2	1	1:36.125	31.103	32.624	32.398	307.7	15:46.512									
3	1	1:36.161	31.152	32.739	32.270	309.5	17:22.673									
4	1	1:45.906	B	33.088	33.575	39.243	231.8	19:08.579								
5	2	4:31.345	3:23.263	34.101	33.981	239.5	23:39.924									
6	2	1:37.143	31.310	33.076	32.757	309.5	25:17.067									
7	2	1:36.624	31.094	33.000	32.530	308.6	26:53.691									
8	2	1:37.785	31.224	34.000	32.561	309.5	28:31.476									
9	2	1:36.840	31.160	33.105	32.575	309.5	30:08.316									
10	2	1:36.340	31.019	32.803	32.518	310.3	31:44.656									
34		Inter Europol Competition		3. Matevos ISAQYAN		Ligier JSP217 - Gibson LMP2										
		1. Jakub SMIECHOWSKI														
		2. René BINDER														
1	2	1:53.500	42.726	35.481	35.293	197.4	1:53.500									
2	2	1:37.431	31.367	33.407	32.657	305.1	3:30.931									
3	2	1:36.556	31.259	32.639	32.658	305.9	5:07.487									
4	2	1:42.854	34.890	33.784	34.180	306.8	6:50.341									
5	2	2:55.129	B	31.421	49.652	1:34.056	306.8	9:45.470								
6	3	7:27.362	6:18.766	34.928	33.668	214.3	17:12.832									
7	3	1:41.382	34.457	33.279	33.646	304.2	18:54.214									
8	3	1:37.341	31.542	33.033	32.766	303.4	20:31.555									
9	3	1:38.793	31.395	34.791	32.607	305.1	22:10.348									
10	3	1:36.598	31.317	32.828	32.453	304.2	23:46.946									
11	3	1:43.232	B	31.312	32.891	39.029	304.2	25:30.178								
12	1	6:01.459	4:50.910	36.314	34.235	215.6	31:31.637									
13	1	1:40.951	31.740	35.474	33.737	303.4	33:12.588									
14	1	1:38.524	31.765	33.549	33.210	301.7	34:51.112									
15	1	1:42.885	31.903	35.046	35.936	275.5	36:33.997									
16	1	1:38.364	31.645	33.516	33.203	303.4	38:12.361									
17	1	1:47.069	B	32.520	33.940	40.609	257.8	39:59.430								
18	1	5:53.795	4:43.640	34.380	35.775	237.9	45:53.225									
19	1	1:39.096	31.784	33.799	33.513	300.8	47:32.321									
20	1	1:39.054	31.727	33.953	33.374	301.7	49:11.375									
21	1	1:39.522	31.632	33.854	34.036	301.7	50:50.897									

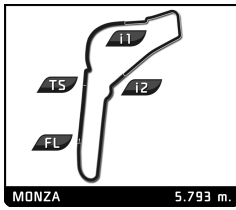


EUROPEAN LE MANS SERIES
4 Hours of Monza
Free Practice 1

Amended

Sector Analysis

Lap under Red Flag											Invalidated Lap	Personal Best	Session Best	B Crossing the pit lane									
Lap	D	Time	Sector 1	Sector 2	Sector 3	T. Spd	Elapsed	Lap	D	Time	Sector 1	Sector 2	Sector 3	T. Spd	Elapsed								
22	1	1:38.164	31.642	33.505	33.017	300.8	52:29.061	35	2	4:08.185 B	2:53.651	35.022	39.512	212.6	1:12:45.669								
23	1	1:46.575 B	31.605	33.577	41.393	302.5	54:15.636	36	1	6:08.138	3:39.682	1:25.026	1:03.430	79.6	1:18:53.807								
24	2	6:54.032	5:44.943	35.174	33.915	213.0	1:01:09.668	37	1	1:41.176	32.234	34.446	34.496	274.8	1:20:34.983								
25	2	1:38.979	31.766	33.720	33.493	303.4	1:02:48.647	38	1	1:44.750	31.917	37.715	35.118	300.8	1:22:19.733								
26	2	1:38.864	31.657	33.746	33.461	304.2	1:04:27.511	39	1	1:40.696	31.817	34.859	34.020	304.2	1:24:00.429								
27	2	1:38.702	31.650	33.486	33.566	302.5	1:06:06.213	40	1	1:39.490	31.778	34.009	33.703	302.5	1:25:39.919								
28	2	1:41.675	31.557	35.152	34.966	305.1	1:07:47.888	41	1	1:43.480	34.402	34.663	34.415	305.1	1:27:23.399								
29	2	1:38.999	31.822	33.694	33.483	310.3	1:09:26.887	42	1	1:50.489 B	32.102	34.470	43.917	288.8	1:29:13.888								
30	2	1:45.023 B	31.570	33.694	39.759	304.2	1:11:11.910	37 Cool Racing Oreca 07 - Gibson LMP2															
31	3	8:59.134	7:49.196	34.078	35.860	191.5	1:20:11.044	1. Nicolas LAPIERRE		3. Alexandre COIGNY													
32	3	1:39.932	31.800	34.091	34.041	300.8	1:21:50.976	2. Antonin BORGA															
33	3	1:38.798	31.784	33.406	33.608	300.8	1:23:29.774	1	1	2:15.716	1:04.729	36.437	34.550	166.4	2:15.716								
34	3	1:39.435	32.495	33.452	33.488	288.0	1:25:09.209	2	1	1:36.548	31.179	32.537	32.832	305.9	3:52.264								
35	3	1:38.965	31.865	33.939	33.161	302.5	1:26:48.174	3	1	2:54.772 B	31.099	32.199	1:51.474	305.9	6:47.036								
36	3	1:38.103	31.810	33.180	33.113	301.7	1:28:26.277	4	1	8:39.060	7:28.910	35.971	34.179	175.9	15:26.096								
37	3	1:38.183	31.670	33.367	33.146	301.7	1:30:04.460	5	1	1:46.419 B	31.560	33.886	40.973	287.2	17:12.515								
35 BHK Motorsport Oreca 07 - Gibson LMP2																							
1. Francesco DRACONE																							
2. Sergio CAMPANA																							
1	2	2:19.781	1:08.285	36.023	35.473	152.3	2:19.781	6	1	11:20.906	...	34.242	33.910	200.7	28:33.421								
2	2	1:37.988	31.954	32.875	33.159	296.7	3:57.769	7	1	1:36.280	31.347	32.636	32.297	300.8	30:09.701								
3	2	1:40.059	31.073	32.776	36.210	308.6	5:37.828	8	1	1:35.614	30.907	32.560	32.147	307.7	31:45.315								
4	2	1:35.957	31.219	32.543	32.195	308.6	7:13.785	9	1	1:43.865 B	30.952	33.992	38.921	306.8	33:29.180								
5	2	3:23.214 B	31.054	1:17.000	1:35.160	311.2	10:36.999	10	1	4:30.241	3:24.934	33.019	32.288	240.0	37:59.421								
6	1	4:51.600	3:41.737	35.342	34.521	216.4	15:28.599	11	1	1:35.712	31.009	32.604	32.099	305.9	39:35.133								
7	1	1:39.225	31.676	34.161	33.388	290.3	17:07.824	12	1	1:36.260	31.021	33.057	32.182	307.7	41:11.393								
8	1	1:38.724	31.416	33.489	33.819	304.2	18:46.548	13	1	1:44.454 B	31.895	33.025	39.534	300.0	42:55.847								
9	1	1:38.151	31.622	33.346	33.183	304.2	20:24.699	14	2	4:50.109	3:43.428	33.550	33.131	238.9	47:45.956								
10	1	1:38.163	31.578	33.413	33.172	305.9	22:02.862	15	2	1:38.506	31.769	33.564	33.173	279.8	49:24.462								
11	1	1:38.347	31.503	33.361	33.483	305.1	23:41.209	16	2	1:38.228	31.504	33.118	33.606	301.7	51:02.690								
12	1	1:38.400	31.604	33.340	33.456	302.5	25:19.609	17	2	1:40.379	31.658	34.593	34.128	304.2	52:43.069								
13	1	1:37.626	31.502	33.088	33.036	301.7	26:57.235	18	2	1:44.626 B	32.076	33.338	39.212	264.1	54:27.695								
14	1	1:46.695 B	31.488	33.256	41.951	305.1	28:43.930	19	2	6:49.816	5:42.071	34.538	33.207	236.8	1:01:17.511								
15	1	5:14.686	4:06.071	34.209	34.406	239.5	33:58.616	20	2	1:37.109	31.571	33.055	32.483	299.2	1:02:54.620								
16	1	1:39.649	31.670	33.925	34.054	304.2	35:38.265	21	2	1:37.302	31.456	32.880	32.966	299.2	1:04:31.922								
17	1	1:39.841	31.706	34.752	33.383	301.7	37:18.106	22	2	1:37.241	31.285	32.928	33.028	305.1	1:06:09.163								
18	1	1:39.285	31.460	34.405	33.420	305.1	38:57.391	23	2	1:45.889 B	31.622	33.985	40.282	299.2	1:07:55.052								
19	1	1:38.112	31.466	33.384	33.262	305.1	40:35.503	24	3	4:40.321	3:29.555	35.495	35.271	225.0	1:12:35.373								
20	1	1:39.624	32.025	33.808	33.791	305.9	42:15.127	25	3	3:43.006	50.178	1:21.681	1:31.147	286.5	1:16:18.379								
21	1	1:43.009	32.170	36.609	34.230	287.2	43:58.136	26	3	3:06.095	1:27.478	1:00.494	38.123	81.3	1:19:24.474								
22	1	1:38.914	31.640	33.804	33.470	298.3	45:37.050	27	3	1:40.177	31.926	34.251	34.000	297.5	1:21:04.651								
23	1	1:42.530	31.906	36.703	33.921	276.9	47:19.580	28	3	1:40.266	31.687	34.322	34.257	304.2	1:22:44.917								
24	1	1:46.659 B	31.734	34.240	40.685	303.4	49:06.239	29	3	1:40.027	31.854	34.259	33.914	303.4	1:24:24.944								
25	2	4:39.879	3:32.594	34.054	33.231	209.3	53:46.118	30	3	1:40.740	32.073	34.482	34.185	296.7	1:26:05.684								
26	2	1:38.553	31.747	33.575	33.231	304.2	55:24.671	31	3	1:39.884	31.621	34.047	34.216	304.2	1:27:45.568								
27	2	1:38.230	31.507	33.406	33.317	305.9	57:02.901	32	3	1:39.558	31.620	34.109	33.829	305.1	1:29:25.126								
28	2	1:38.077	31.694	33.450	32.933	305.1	58:40.978	33	3	1:41.463	31.926	34.134	35.403	302.5	1:31:06.589								
29	2	1:38.358	31.429	33.748	33.181	307.7	1:00:19.336	39 Graff Oreca 07 - Gibson LMP2															
30	2	1:37.694	31.461	33.278	32.955	307.7	1:01:57.030	1. James ALLEN		3. Alexandre COUGNAUD													
31	2	1:38.529	31.554	33.850	33.125	307.7	1:03:35.559	2. Thomas LAURENT															
32	2	1:38.947	31.855	33.960	33.132	304.2	1:05:14.506	1	3	2:16.626	1:07.572	35.167	33.887	159.3	2:16.626								
33	2	1:37.319	31.384	33.117	32.818	305.9	1:06:51.825	2	3	1:38.327	32.179	33.233	32.915	291.9	3:54.953								
34	2	1:45.659 B	31.694	33.888	40.077	307.7	1:08:37.484	3	3	1:40.483	31.284	33.264	35.935	299.2	5:35.436								
																4	3	1:36.591	31.251	32.856	32.484	303.4	7:12.027
																5	3	3:23.229 B	31.329	1:17.707	1:34.193	300.8	10:35.256
																6	3	3:04.275	1:56.431	34.284	33.560	194.6	13:39.531



EUROPEAN LE MANS SERIES
4 Hours of Monza
Free Practice 1

Amended

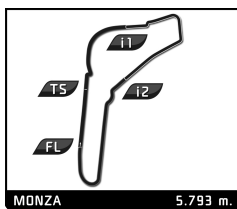
Sector Analysis

														Lap under Red Flag	Invalidated Lap	Personal Best	Session Best	Crossing the pit lane						
Lap	D	Time	Sector 1	Sector 2	Sector 3	T. Spd	Elapsed	Lap	D	Time	Sector 1	Sector 2	Sector 3	T. Spd	Elapsed									
7	3	1:36.718	31.334	32.765	32.619	302.5	15:16.249	9	1	1:36.381	30.963	32.740	32.678	311.2	18:28.212									
8	3	1:39.543	33.089	33.200	33.254	242.7	16:55.792	10	1	1:46.629	37.452	33.550	35.627	308.6	20:14.841									
9	3	1:36.611	31.396	32.719	32.496	297.5	18:32.403	11	1	1:36.975	31.291	33.026	32.658	307.7	21:51.816									
10	3	1:36.404	31.276	32.660	32.468	301.7	20:08.807	12	1	1:44.880	31.487	32.990	40.403	307.7	23:36.696									
11	3	1:36.471	31.350	32.679	32.442	300.0	21:45.278	13	1	4:20.527	3:12.648	34.023	33.856	219.1	27:57.223									
12	3	1:36.537	31.451	32.714	32.372	295.9	23:21.815	14	1	1:39.395	31.402	34.738	33.255	303.4	29:36.618									
13	3	1:44.617	B	31.473	33.543	39.601	299.2	25:06.432	15	1	1:38.294	31.483	33.495	33.316	300.8	31:14.912								
14	2	3:18.540	2:12.188	33.619	32.733	235.8	28:24.972	16	1	1:38.331	31.495	33.262	33.574	303.4	32:53.243									
15	2	1:38.004	31.549	33.170	33.285	306.8	30:02.976	17	1	1:38.214	31.233	33.346	33.635	300.8	34:31.457									
16	2	1:36.678	31.314	32.939	32.425	305.1	31:39.654	18	1	1:37.779	31.463	33.373	32.943	295.9	36:09.236									
17	2	1:38.405	31.243	33.527	33.635	305.1	33:18.059	19	1	1:45.823	B	31.443	33.731	40.649	289.5	37:55.059								
18	2	1:43.689	B	31.371	33.419	38.899	304.2	35:01.748	20	3	3:03.750	1:52.967	35.629	35.154	202.2	40:58.809								
19	2	2:35.694	1:29.433	33.079	33.182	240.0	37:37.442	21	3	1:39.535	31.766	33.994	33.775	303.4	42:38.344									
20	2	1:37.084	31.293	33.279	32.512	305.9	39:14.526	22	3	1:39.193	31.693	33.773	33.727	301.7	44:17.537									
21	2	1:37.967	32.657	33.001	32.309	264.1	40:52.493	23	3	1:38.885	31.591	33.775	33.519	307.7	45:56.422									
22	2	1:36.428	31.095	32.844	32.489	306.8	42:28.921	24	3	1:38.535	31.488	33.678	33.369	308.6	47:34.957									
23	2	1:37.439	31.236	33.293	32.910	306.8	44:06.360	25	3	1:38.505	31.271	33.643	33.591	308.6	49:13.462									
24	2	1:38.880	31.825	34.374	32.681	291.1	45:45.240	26	3	1:39.351	31.441	33.607	34.303	308.6	50:52.813									
25	2	1:44.472	B	31.599	33.431	39.442	305.1	47:29.712	27	3	1:38.901	31.817	33.635	33.449	304.2	52:31.714								
26	1	2:38.433	1:29.461	33.970	35.002	237.9	50:08.145	28	3	1:39.153	31.466	33.673	34.014	301.7	54:10.867									
27	1	1:38.029	31.456	33.293	33.280	303.4	51:46.174	29	3	1:38.874	31.468	33.850	33.556	305.9	55:49.741									
28	1	1:38.808	31.436	33.337	34.035	300.0	53:24.982	30	3	1:38.393	31.379	33.675	33.339	307.7	57:28.134									
29	1	1:37.344	31.635	33.092	32.617	302.5	55:02.326	31	3	1:38.750	31.391	33.848	33.511	301.7	59:06.884									
30	1	1:37.828	31.430	33.140	33.258	302.5	56:40.154	32	3	1:40.733	31.810	33.990	34.933	281.2	1:00:47.617									
31	1	1:38.156	31.324	34.121	32.711	301.7	58:18.310	33	3	1:40.553	32.083	34.140	34.330	287.2	1:02:28.170									
32	1	1:38.752	31.565	33.791	33.396	299.2	59:57.062	34	3	1:47.069	B	31.550	34.095	41.424	305.1	1:04:15.239								
33	1	1:37.607	31.706	33.234	32.667	297.5	1:01:34.669	35	2	3:24.723	2:13.481	37.414	33.828	225.0	1:07:39.962									
34	1	1:37.312	31.432	33.233	32.647	301.7	1:03:11.981	36	2	1:39.532	31.959	33.973	33.600	290.3	1:09:19.494									
35	1	1:37.152	31.324	33.193	32.635	302.5	1:04:49.133	37	2	1:38.819	31.644	33.674	33.501	300.0	1:10:58.313									
36	1	1:37.438	31.311	33.121	33.006	300.8	1:06:26.571	38	2	1:42.285	31.603	37.043	33.639	305.9	1:12:40.598									
37	1	1:37.525	31.614	33.195	32.716	301.7	1:08:04.096	39	2	3:52.331	57.104	1:22.278	1:32.949	295.1	1:16:32.929									
38	1	1:38.171	31.371	33.998	32.802	302.5	1:09:42.267	40	2	2:58.155	1:28.144	52.719	37.292	78.5	1:19:31.084									
39	1	1:37.990	32.189	33.254	32.547	264.7	1:11:20.257	41	2	1:39.512	31.930	34.071	33.511	277.6	1:21:10.596									
40	1	1:44.575	B	31.357	33.831	39.387	301.7	1:13:04.832	42	2	1:38.335	31.697	33.545	33.093	307.7	1:22:48.931								
41	3	5:42.814	3:06.675	1:24.617	1:11.522	77.8	1:18:47.646	43	2	1:38.155	31.488	33.530	33.137	301.7	1:24:27.086									
42	3	1:41.511	32.452	35.506	33.553	260.2	1:20:29.157	44	2	1:47.720	B	31.516	34.285	41.919	297.5	1:26:14.806								
43	3	1:39.229	31.688	34.316	33.225	293.5	1:22:08.386								55 Spirit of Race	Ferrari 488 GTE Evo								
44	3	1:39.592	31.665	34.843	33.084	296.7	1:23:47.978								1.Duncan CAMERON	3.Aaron SCOTT								
45	3	1:39.684	31.601	34.092	33.991	303.4	1:25:27.662								2.Matthew GRIFFIN	LMGTE								
46	3	1:40.864	31.605	35.673	33.586	295.9	1:27:08.526								1	2	3:09.845	1:54.212	37.736	37.897	206.1	3:09.845		
47	3	1:38.512	31.546	33.674	33.292	295.9	1:28:47.038								2	2	1:50.219	35.362	37.322	37.535	266.7	5:00.064		
48	3	1:38.163	31.500	33.558	33.105	298.3	1:30:25.201								3	2	1:50.476	35.197	37.255	38.024	268.7	6:50.540		
																4	2	3:09.981	B	34.948	1:01.166	1:33.867	268.0	10:00.521
																5	2	5:06.422	3:50.230	38.053	38.139	180.0	15:06.943	
																6	2	1:50.475	35.278	37.200	37.997	268.0	16:57.418	
																7	2	1:49.785	35.022	37.303	37.460	267.3	18:47.203	
																8	2	1:49.106	34.868	36.959	37.279	270.0	20:36.309	
																9	2	1:49.311	34.970	37.027	37.314	268.0	22:25.620	
																10	2	1:49.032	34.809	36.909	37.314	268.0	24:14.652	
																11	2	1:56.819	B	34.843	37.165	44.811	268.0	26:11.471
																12	2	2:56.719	1:42.407	37.126	37.186	208.5	29:08.190	
																13	2	1:49.008	34.769	37.114	37.125	268.0	30:57.198	
																14	2	1:48.260	34.751	36.616	36.893	270.0	32:45.458	

50 Richard Mille Racing Team
1.Tatiana CALDERON 3.Beitske VISSER
2.Sophia FLÖRSCH

Oreca 07 - Gibson
LMP2

1	2	1:49.387	39.702	34.016	35.669	186.5	1:49.387	
2	2	1:35.879	31.065	32.667	32.147	310.3	3:25.266	
3	2	1:35.358	31.001	32.312	32.045	312.1	5:00.624	
4	2	1:35.594	30.791	32.354	32.449	313.0	6:36.218	
5	2	2:31.176	B	31.126	32.558	1:27.492	309.5	9:07.394
6	1	4:31.204	3:23.451	34.527	33.226	180.3	13:38.598	
7	1	1:36.351	31.092	32.732	32.527	309.5	15:14.949	
8	1	1:36.882	31.130	33.141	32.611	309.5	16:51.831	



EUROPEAN LE MANS SERIES

4 Hours of Monza

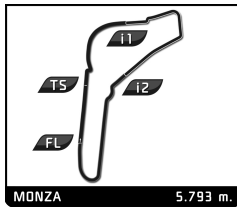
Free Practice 1

Sector Analysis

Amended

Lap under Red Flag Invalidated Lap Personal Best Session Best Crossing the pit lane

Lap	D	Time	Sector 1	Sector 2	Sector 3	T. Spd	Elapsed	Lap	D	Time	Sector 1	Sector 2	Sector 3	T. Spd	Elapsed
15	2	1:48.276	34.780	36.517	36.979	270.0	34:33.734	25	2	1:49.892	34.732	37.907	37.253	272.0	1:00:21.914
16	2	1:48.650	34.834	36.675	37.141	269.3	36:22.384	26	2	1:49.293	34.898	36.563	37.832	272.7	1:02:11.207
17	2	1:59.025 B	34.980	37.144	46.901	269.3	38:21.409	27	2	1:48.741	34.513	36.835	37.393	272.0	1:03:59.948
18	2	3:35.120	2:20.733	37.100	37.287	208.9	41:56.529	28	2	1:49.197	35.009	36.937	37.251	270.0	1:05:49.145
19	2	1:48.936	34.981	36.778	37.177	268.7	43:45.465	29	2	1:48.490	34.511	36.709	37.270	270.7	1:07:37.635
20	2	1:51.042	34.861	38.844	37.337	267.3	45:36.507	30	2	1:56.601 B	34.969	36.734	44.898	270.0	1:09:34.236
21	2	1:50.867	36.090	37.107	37.670	264.1	47:27.374	31	1	7:59.971	5:00.038	1:27.037	1:32.896	77.1	1:17:34.207
22	2	1:48.872	34.744	36.791	37.337	269.3	49:16.246	32	1	2:42.912	1:13.544	45.312	44.056	79.6	1:20:17.119
23	2	1:55.570 B	34.753	37.036	43.781	269.3	51:11.816	33	1	2:04.266	39.961	41.972	42.333	198.2	1:22:21.385
24	3	3:31.610	2:15.068	38.329	38.213	203.4	54:43.426	34	1	2:00.318	38.558	41.274	40.486	223.6	1:24:21.703
25	3	1:51.343	36.102	37.510	37.731	225.0	56:34.769	35	1	1:54.992	36.046	39.359	39.587	261.5	1:26:16.695
26	3	1:50.686	35.354	37.446	37.886	268.0	58:25.455	36	1	1:54.144	35.407	38.641	40.096	266.7	1:28:10.839
27	3	1:50.312	35.396	37.184	37.732	266.7	1:00:15.767	37	1	1:52.289	35.323	37.942	39.024	268.0	1:30:03.128
28	3	1:49.936	35.147	37.250	37.539	266.7	1:02:05.703	66 JMW Motorsport Ferrari 488 GTE Evo 1. Gunnar JEANNETTE 3. Finlay HUTCHISON LMGTE 2. Rodrigo SALES							
29	3	1:56.972 B	35.212	37.778	43.982	266.7	1:04:02.675	1	1	3:03.031	1:44.268	38.203	40.560	203.8	3:03.031
30	3	2:36.539	1:21.397	37.674	37.468	186.2	1:06:39.214	2	1	1:49.619	35.068	37.011	37.540	269.3	4:52.650
31	3	1:48.756	34.872	36.641	37.243	269.3	1:08:27.970	3	1	2:07.391 B	34.881	36.984	55.526	269.3	7:00.041
32	3	1:49.452	35.198	36.931	37.323	268.0	1:10:17.422	4	1	10:05.301	8:49.922	37.849	37.530	203.8	17:05.342
33	3	1:57.393 B	34.955	37.278	45.160	268.7	1:12:14.815	5	1	1:48.856	34.685	37.094	37.077	270.0	18:54.198
34	3	8:10.953	6:54.175	38.621	38.157	203.8	1:20:25.768	6	1	1:50.589	35.036	38.382	37.171	269.3	20:44.787
35	3	1:50.230	35.211	37.402	37.617	268.0	1:22:15.998	7	1	1:49.141	34.646	36.867	37.628	270.7	22:33.928
36	3	1:50.336	35.125	37.528	37.683	267.3	1:24:06.334	8	1	1:48.698	34.731	36.903	37.064	270.0	24:22.626
37	3	1:49.745	35.084	37.078	37.583	268.0	1:25:56.079	9	1	1:48.483	34.778	36.626	37.079	270.0	26:11.109
38	3	1:49.947	35.045	37.315	37.587	267.3	1:27:46.026	10	1	1:48.655	34.769	36.664	37.222	270.0	27:59.764
39	3	1:49.412	35.014	37.035	37.363	269.3	1:29:35.438	11	1	1:56.183 B	34.896	37.607	43.680	269.3	29:55.947
40	3	1:50.144	34.982	36.932	38.230	268.0	1:31:25.582	12	3	2:57.158	1:38.664	40.395	38.099	206.9	32:53.105
60 Iron Lynx Ferrari 488 GTE Evo 1. Claudio SCHIAVONI 3. Andrea PICCINI LMGTE 2. Sergio PIANEZZOLA							13	3	1:53.624	37.301	38.326	37.997	271.4	34:46.729	
1	3	2:23.966	1:00.948	42.089	40.929	161.2	2:23.966	14	3	1:50.831	35.319	37.579	37.933	267.3	36:37.560
2	3	1:51.838	35.424	37.254	39.160	249.4	4:15.804	15	3	1:51.700	35.704	37.819	38.177	260.9	38:29.260
3	3	1:49.364	34.798	36.851	37.715	269.3	6:05.168	16	3	1:51.007	35.210	37.441	38.356	268.0	40:20.267
4	3	2:09.780 B	34.745	36.862	58.173	269.3	8:14.948	17	3	1:50.452	35.466	37.278	37.708	268.7	42:10.719
5	3	5:36.889	4:21.228	37.582	38.079	165.1	13:51.837	18	3	1:49.992	35.103	37.339	37.550	270.0	44:00.711
6	3	1:49.048	34.816	36.819	37.413	269.3	15:40.885	19	3	2:00.290 B	35.868	38.196	46.226	270.0	46:01.001
7	3	1:59.411 B	35.018	39.002	45.391	271.4	17:40.296	20	2	10:39.947	9:21.323	39.020	39.604	168.7	56:40.948
8	3	5:01.463	3:37.767	43.144	40.552	131.2	22:41.759	21	2	1:52.663	35.654	38.279	38.730	269.3	58:33.611
9	3	1:47.637	34.572	36.303	36.762	270.7	24:29.396	22	2	1:52.214	35.923	37.866	38.425	264.7	1:00:25.825
10	3	2:01.521	39.892	41.378	40.251	272.0	26:30.917	23	2	1:51.677	35.377	38.091	38.209	268.7	1:02:17.502
11	3	1:47.806	34.523	36.454	36.829	271.4	28:18.723	24	2	1:55.497	35.752	37.989	41.756	267.3	1:04:12.999
12	3	1:56.085	34.570	36.291	45.224	272.7	30:14.808	25	2	1:52.474	35.206	38.316	38.952	269.3	1:06:05.473
13	3	1:56.680	34.419	36.575	45.686	272.7	32:11.488	26	2	1:52.954	35.209	38.400	39.345	270.0	1:07:58.427
14	3	1:47.658	34.418	36.479	36.761	274.8	33:59.146	27	2	1:52.009	35.394	38.095	38.520	269.3	1:09:50.436
15	3	1:47.383	34.290	36.318	36.775	275.5	35:46.529	28	2	1:51.184	35.166	37.741	38.277	270.0	1:11:41.620
16	3	2:03.902 B	35.687	39.816	48.399	218.6	37:50.431	29	2	2:50.682 B	35.301	41.025	1:34.356	268.7	1:14:32.302
17	2	4:16.173	2:59.886	38.269	38.018	209.7	42:06.604	30	1	6:59.565	5:36.532	41.723	41.310	179.1	1:21:31.867
18	2	1:50.654	35.114	37.799	37.741	268.7	43:57.258	31	1	1:55.406	37.318	38.945	39.143	188.5	1:23:27.273
19	2	1:50.291	35.236	37.356	37.699	255.9	45:47.549	32	1	1:55.358	35.764	38.003	41.591	254.1	1:25:22.631
20	2	1:49.683	34.940	37.090	37.653	271.4	47:37.232	33	1	1:53.279	36.048	39.097	38.134	255.3	1:27:15.910
21	2	1:49.824	34.743	37.286	37.795	272.0	49:27.056	34	1	2:01.000 B	35.426	37.760	47.814	266.7	1:29:16.910
22	2	1:55.396 B	34.680	37.145	43.571	272.0	51:22.452	74 Kessel Racing Ferrari 488 GTE Evo 1. Michael BRONISZEWSKI 3. Nicola CADEI LMGTE 2. David PEREL							
23	2	5:20.845	4:02.822	39.806	38.217	207.7	56:43.297								
24	2	1:48.725	34.599	36.801	37.325	272.0	58:32.022								



EUROPEAN LE MANS SERIES
4 Hours of Monza
Free Practice 1

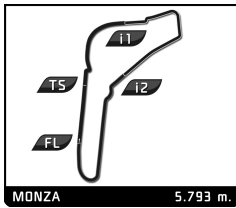
Amended

Sector Analysis

Lap under Red Flag														Invalidated Lap	Personal Best	Session Best	B Crossing the pit lane
Lap	D	Time	Sector 1	Sector 2	Sector 3	T. Spd	Elapsed	Lap	D	Time	Sector 1	Sector 2	Sector 3	T. Spd	Elapsed		
1	3	2:06.297	45.809	41.774	38.714	197.1	2:06.297	8	2	1:48.728	34.930	36.796	37.002	269.3	19:26.262		
2	3	1:51.360	35.938	37.319	38.103	257.8	3:57.657	9	2	1:54.704	B	34.651	36.829	43.224	268.7	21:20.966	
3	3	1:49.786	35.197	36.888	37.701	271.4	5:47.443	10	1	2:49.563	1:31.693	40.107	37.763	210.9	24:10.529		
4	3	1:49.769	35.321	36.969	37.479	267.3	7:37.212	11	1	1:49.558	34.743	37.286	37.529	269.3	26:00.087		
5	3	3:57.595	1:03.599	1:21.524	1:32.472	125.9	11:34.807	12	1	1:50.732	34.881	37.689	38.162	268.7	27:50.819		
6	3	2:12.206	56.731	37.924	37.551	159.5	13:47.013	13	1	1:50.390	34.954	37.734	37.702	269.3	29:41.209		
7	3	1:49.577	35.124	37.029	37.424	269.3	15:36.590	14	1	1:50.244	35.500	37.261	37.483	269.3	31:31.453		
8	3	1:49.384	34.835	37.351	37.198	270.0	17:25.974	15	1	1:50.877	35.000	37.918	37.959	269.3	33:22.330		
9	3	1:49.166	34.972	36.934	37.260	271.4	19:15.140	16	1	1:49.879	34.901	37.426	37.552	270.0	35:12.209		
10	3	1:48.943	34.673	36.872	37.398	272.0	21:04.083	17	1	1:57.350	B	34.888	37.480	44.982	268.0	37:09.559	
11	3	1:48.859	34.998	36.749	37.112	270.0	22:52.942	18	3	2:59.928	1:43.600	38.612	37.716	208.9	40:09.487		
12	3	1:55.421	B	35.101	36.841	43.479	270.7	24:48.363	19	3	1:48.405	34.576	36.781	37.048	270.0	41:57.892	
13	3	3:12.575	1:58.430	37.066	37.079	208.5	28:00.938	20	3	1:48.273	34.545	36.736	36.992	272.7	43:46.165		
14	3	1:49.441	34.697	37.642	37.102	272.7	29:50.379	21	3	1:49.957	34.518	38.048	37.391	272.0	45:36.122		
15	3	1:48.294	34.859	36.394	37.041	270.0	31:38.673	22	3	1:56.014	B	34.999	38.056	42.959	268.7	47:32.136	
16	3	1:48.873	34.844	36.883	37.146	270.7	33:27.546	23	3	7:06.810	5:48.877	39.701	38.232	123.4	54:38.946		
17	3	1:48.472	34.822	36.610	37.040	270.7	35:16.018	24	3	1:47.574	34.441	36.444	36.689	270.7	56:26.520		
18	3	1:55.209	B	35.124	36.894	43.191	270.7	37:11.227	25	3	1:49.303	34.430	37.054	37.819	272.0	58:15.823	
19	1	3:53.983	2:36.883	38.593	38.507	208.1	41:05.210	26	3	1:47.791	34.415	36.538	36.838	271.4	1:00:03.614		
20	1	1:56.221	38.904	39.168	38.149	267.3	43:01.431	27	3	1:47.637	34.532	36.380	36.725	269.3	1:01:51.251		
21	1	1:54.091	35.618	40.308	38.165	264.7	44:55.522	28	3	1:54.107	B	34.615	36.587	42.905	272.0	1:03:45.358	
22	1	1:51.283	35.330	37.924	38.029	266.7	46:46.805	29	2	3:23.918	2:06.418	39.072	38.428	210.1	1:07:09.276		
23	1	1:51.024	35.450	37.668	37.906	268.7	48:37.829	30	2	1:50.874	35.152	37.194	38.528	268.0	1:09:00.150		
24	1	1:51.279	35.284	37.595	38.400	266.7	50:29.108	31	2	1:48.796	34.909	36.810	37.077	268.0	1:10:48.946		
25	1	1:51.217	35.379	37.693	38.145	266.7	52:20.325	32	2	1:48.874	34.765	36.732	37.377	268.7	1:12:37.820		
26	1	1:51.495	35.834	37.574	38.087	266.0	54:11.820	33	2	3:54.095	58.661	1:22.822	1:32.612	269.3	1:16:31.915		
27	1	1:50.865	35.319	37.581	37.965	266.0	56:02.685	34	2	3:02.908	1:27.757	55.766	39.385	79.5	1:19:34.823		
28	1	1:57.580	B	35.413	37.626	44.541	266.0	58:00.265	35	2	1:51.397	35.332	38.362	37.703	266.7	1:21:26.220	
29	2	3:50.495	2:33.831	38.927	37.737	162.4	1:01:50.760	36	2	1:50.923	34.923	37.652	38.348	268.0	1:23:17.143		
30	2	1:50.277	35.260	37.525	37.492	268.0	1:03:41.037	37	2	1:49.102	34.702	37.093	37.307	268.7	1:25:06.245		
31	2	1:49.330	35.180	36.869	37.281	268.7	1:05:30.367	38	2	1:50.740	34.762	37.212	38.766	268.0	1:26:56.985		
32	2	1:49.553	35.026	37.033	37.494	271.4	1:07:19.920	39	2	1:49.124	34.777	36.921	37.426	269.3	1:28:46.109		
33	2	1:49.324	35.044	36.919	37.361	269.3	1:09:09.244	40	2	1:58.355	B	34.888	37.023	46.444	268.7	1:30:44.464	
34	2	1:49.369	34.934	36.966	37.469	268.0	1:10:58.613										
35	2	1:51.848	35.144	39.295	37.409	268.0	1:12:50.461										
36	2	3:59.692	1:05.805	1:21.683	1:32.204	79.5	1:16:50.153										
37	2	2:50.134	1:26.331	45.600	38.203	79.9	1:19:40.287										
38	2	1:50.405	35.208	37.191	38.006	266.7	1:21:30.692										
39	2	1:49.947	35.674	36.919	37.354	228.8	1:23:20.639										
40	2	1:49.302	35.070	36.903	37.329	270.7	1:25:09.941										
41	2	1:49.263	34.956	36.997	37.310	270.7	1:26:59.204										
42	2	1:49.867	35.025	37.310	37.532	269.3	1:28:49.071										
43	2	1:49.845	34.976	36.957	37.912	270.7	1:30:38.916										

77	Proton Competition	Porsche 911 RSR					
	1.Christian RIED 2.Michele BERETTA	3.Alessio PICARIELLO	LMGTE				
1	2	3:58.704	2:31.409	41.832	45.463	137.1	3:58.704
2	2	1:50.075	34.821	36.876	38.378	270.0	5:48.779
3	2	1:51.522	34.696	37.039	39.787	272.0	7:40.301
4	2	4:21.122	1:26.245	1:21.969	1:32.908	79.9	12:01.423
5	2	1:58.240	40.330	39.723	38.187	228.3	13:59.663
6	2	1:49.365	34.839	37.225	37.301	268.7	15:49.028
7	2	1:48.506	34.746	36.796	36.964	270.0	17:37.534

83	Iron Lynx	Ferrari 488 GTE Evo						
	1.Manuela GOSTNER 2.Michelle GATTING	3.Rahel FREY	LMGTE					
1	3	2:56.972	1:38.856	39.100	39.016	183.1	2:56.972	
2	3	1:49.431	34.912	36.971	37.548	270.7	4:46.403	
3	3	1:50.624	34.682	36.617	39.325	270.7	6:37.027	
4	3	2:59.426	B	34.502	50.684	1:34.240	274.1	9:36.453
5	3	6:59.877	5:43.333	37.899	38.645	204.5	16:36.330	
6	3	1:54.101	39.281	37.343	37.477	272.7	18:30.431	
7	3	1:57.182	39.994	37.580	39.608	272.7	20:27.613	
8	3	1:47.906	34.527	36.456	36.923	272.7	22:15.519	
9	3	1:47.877	34.514	36.467	36.896	272.0	24:03.396	
10	3	2:02.453	39.180	38.347	44.926	273.4	26:05.849	
11	3	1:56.489	B	34.577	36.686	45.226	272.7	28:02.338
12	2	4:39.800	3:21.681	39.159	38.960	183.7	32:42.138	
13	2	1:49.240	34.995	36.783	37.462	267.3	34:31.378	
14	2	1:49.401	34.764	37.245	37.392	270.0	36:20.779	
15	2	1:49.437	35.396	36.709	37.332	255.3	38:10.216	
16	2	1:49.643	34.740	37.319	37.584	270.7	39:59.859	
17	2	1:48.856	34.788	36.614	37.454	270.0	41:48.715	



EUROPEAN LE MANS SERIES
4 Hours of Monza
Free Practice 1

Amended

Sector Analysis

Lap	D	Time	Sector 1	Sector 2	Sector 3	T. Spd	Elapsed	Lap	D	Time	Sector 1	Sector 2	Sector 3	T. Spd	Elapsed
18	2	1:48.760	34.730	36.682	37.348	270.7	43:37.475	28	2	1:49.791	34.846	37.154	37.791	268.7	1:06:00.912
19	2	1:48.939	34.838	36.795	37.306	270.7	45:26.414	29	2	1:49.667	34.910	36.796	37.961	267.3	1:07:50.579
20	2	1:50.335	35.469	37.245	37.621	270.0	47:16.749	30	2	1:49.989	34.903	37.051	38.035	268.7	1:09:40.568
21	2	1:49.658	34.869	37.054	37.735	269.3	49:06.407	31	2	1:52.281	35.234	37.576	39.471	262.1	1:11:32.849
22	2	1:48.929	34.669	36.721	37.539	272.0	50:55.336	32	2	2:32.692	35.985	40.779	1:15.928	265.4	1:14:05.541
23	2	1:50.588	34.776	37.961	37.851	272.7	52:45.924	33	2	4:21.844	1:27.545	1:21.897	1:32.402	79.8	1:18:27.385
24	2	1:49.803	34.904	37.159	37.740	267.3	54:35.727	34	2	2:04.206	46.883	38.795	38.528	226.4	1:20:31.591
25	2	1:49.079	34.759	36.810	37.510	270.7	56:24.806	35	2	1:50.855	34.928	37.962	37.965	268.7	1:22:22.446
26	2	1:55.708 B	34.788	36.871	44.049	272.0	58:20.514	36	2	1:49.301	34.724	37.115	37.462	268.7	1:24:11.747
27	1	4:23.754	3:01.167	42.291	40.296	196.4	1:02:44.268	37	2	1:48.695	34.754	36.857	37.084	268.7	1:26:00.442
28	1	1:53.957	36.171	38.419	39.367	254.7	1:04:38.225	38	2	1:48.798	34.620	36.770	37.408	269.3	1:27:49.240
29	1	1:52.480	35.579	37.868	39.033	264.1	1:06:30.705	39	2	1:48.653	34.680	36.749	37.224	270.0	1:29:37.893
30	1	1:52.753	35.410	38.277	39.066	259.6	1:08:23.458	40	2	1:57.190 B	34.860	37.155	45.175	268.7	1:31:35.083
31	1	1:52.485	35.480	37.938	39.067	268.0	1:10:15.943								
32	1	1:53.096	35.382	38.016	39.698	266.7	1:12:09.039								
33	1	3:22.349 B	35.430	1:12.427	1:34.492	268.0	1:15:31.388								
34	3	4:26.065	3:04.656	41.016	40.393	79.6	1:19:57.453								
35	3	1:54.098	36.735	38.164	39.199	255.3	1:21:51.551								
36	3	1:50.676	35.154	37.425	38.097	267.3	1:23:42.227								
37	3	1:50.342	34.962	37.469	37.911	268.7	1:25:32.569								
38	3	1:51.329	35.064	37.611	38.654	270.7	1:27:23.898								
39	3	1:49.708	34.946	36.978	37.784	270.7	1:29:13.606								
40	3	1:50.149	34.951	37.271	37.927	270.7	1:31:03.755								

93		Proton Competition		Porsche 911 RSR			
1. Michael FASSBENDER		3. Richard LIETZ		LMGT E			
2. Felipe LASER							
1	3	3:21.581	2:05.668	37.955	37.958	184.3	3:21.581
2	3	1:48.907	34.629	37.044	37.234	270.0	5:10.488
3	3	1:48.692	34.532	36.902	37.258	273.4	6:59.180
4	3	3:18.104 B	34.554	1:09.335	1:34.215	270.7	10:17.284
5	3	3:58.652	2:42.568	37.983	38.101	190.1	14:15.936
6	3	1:49.145	34.927	36.971	37.247	268.0	16:05.081
7	3	1:48.635	34.569	36.951	37.115	268.7	17:53.716
8	3	1:48.717	34.662	36.769	37.286	268.0	19:42.433
9	3	1:54.467 B	34.632	36.732	43.103	268.7	21:36.900
10	3	4:05.607	2:51.682	36.875	37.050	206.5	25:42.507
11	3	1:47.373	34.337	36.409	36.627	268.7	27:29.880
12	3	2:00.805 B	34.379	41.801	44.625	268.0	29:30.685
13	1	7:05.732	5:48.057	38.819	38.856	204.2	36:36.417
14	1	1:51.940	35.391	38.006	38.543	268.7	38:28.357
15	1	1:52.244	35.570	37.679	38.995	266.0	40:20.601
16	1	1:51.590	35.643	37.738	38.209	270.0	42:12.191
17	1	1:50.754	34.930	37.675	38.149	269.3	44:02.945
18	1	1:50.798	34.883	37.700	38.215	269.3	45:53.743
19	1	1:50.482	34.950	37.486	38.046	270.0	47:44.225
20	1	1:50.911	34.898	37.589	38.424	268.7	49:35.136
21	1	1:55.637	38.448	38.613	38.576	268.0	51:30.773
22	1	1:51.159	35.227	37.781	38.151	267.3	53:21.932
23	1	1:50.863	35.041	37.652	38.170	267.3	55:12.795
24	1	1:50.471	34.949	37.494	38.028	267.3	57:03.266
25	1	1:51.278	35.070	37.564	38.644	268.7	58:54.544
26	1	1:58.940 B	35.051	38.458	45.431	268.7	1:00:53.484
27	2	3:17.637	2:01.041	38.041	38.555	207.3	1:04:11.121