

EUROPEAN LE MANS SERIES

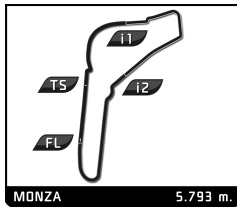
4 Hours of Monza

Free Practice 2

Sector Analysis

Lap under Red Flag Invalidated Lap Personal Best Session Best Crossing the pit lane

Lap	D	Time	Sector 1	Sector 2	Sector 3	T. Spd	Elapsed	Lap	D	Time	Sector 1	Sector 2	Sector 3	T. Spd	Elapsed	
3	United Autosports		Ligier JS P320 - Nissan													
	1.Duncan TAPPY		3.James MCGUIRE													
	2.Andrew BENTLEY		LMP3													
	1	1	58:15.598	...	37.035	39.160	210.5	58:15.598	1	2	4:01.665	2:45.672	38.521	37.472	209.3	4:01.665
	2	1	1:47.486	35.171	35.948	36.367	274.1	1:00:03.084	2	2	1:48.921	35.155	36.907	36.859	266.0	5:50.586
	3	1	1:50.377	33.812	37.513	39.052	277.6	1:01:53.461	3	2	1:49.630	35.921	37.116	36.593	265.4	7:40.216
	4	1	1:45.113	33.837	35.474	35.802	279.1	1:03:38.574	4	2	1:48.236	34.684	37.092	36.460	272.0	9:28.452
4	DKR Engineering		Duqueine M30 - D08 - Nissan													
	1.Laurents HERR		3.Wolfgang TRILLER													
	2.François KIRMAN		LMP3													
	1	3	41:15.936	...	38.711	37.826	208.1	41:15.936	5	2	1:47.234	34.401	36.398	36.435	272.7	11:15.686
2	3	1:50.620	35.140	38.022	37.458	274.1	43:06.556	6	2	1:47.418	34.616	36.423	36.379	269.3	13:03.104	
3	3	3:18.976 B	34.579	1:09.516	1:34.881	276.9	46:25.532	7	2	1:47.793	34.440	36.752	36.601	273.4	14:50.897	
5	Graff		Duqueine M30 - D08 - Nissan													
	1.Eric TROUILLET		3.Sébastien PAGE													
	2.Luis SANJUAN		LMP3													
	1	3	2:10.080	49.229	41.019	39.832	174.2	2:10.080	8	2	1:54.534 B	34.379	36.425	43.730	273.4	16:45.431
	2	3	1:52.732	36.583	38.317	37.832	214.7	4:02.812	9	1	3:31.246	2:17.558	36.912	36.776	212.6	20:16.677
	3	3	1:49.681	34.814	37.530	37.337	270.0	5:52.493	10	1	1:48.095	34.427	37.079	36.589	272.7	22:04.772
	4	3	1:49.169	35.227	37.149	36.793	272.7	7:41.662	11	1	1:46.945	34.296	36.236	36.413	274.8	23:51.717
	5	3	1:47.679	34.499	36.750	36.430	273.4	9:29.341	12	1	1:46.919	34.384	35.961	36.574	272.7	25:38.636
	6	3	1:56.030 B	34.713	37.269	44.048	274.8	11:25.371	13	1	1:53.221 B	34.275	36.199	42.747	275.5	27:31.857
	7	3	4:05.647	2:46.935	39.834	38.878	214.3	15:31.018	14	1	3:29.244	2:16.317	36.437	36.490	215.1	31:01.101
	8	3	1:56.851	34.328	37.044	45.479	273.4	17:27.869	15	1	1:46.506	34.429	35.875	36.202	273.4	32:47.607
	9	3	1:50.072	35.051	36.798	38.223	270.7	19:17.941	16	1	1:45.952	34.196	35.677	36.079	274.1	34:33.559
	10	3	1:57.502 B	34.607	38.989	43.906	272.0	21:15.443	17	1	1:52.407 B	34.376	35.905	42.126	275.5	36:25.966
	11	1	7:47.731	6:31.398	38.726	37.607	174.5	29:03.174	18	3	3:30.041	2:16.305	36.517	37.219	210.9	39:56.007
12	1	1:49.545	34.992	37.548	37.005	267.3	30:52.719	19	3	1:46.696	34.606	35.858	36.232	274.1	41:42.703	
13	1	1:48.452	34.628	36.983	36.841	274.1	32:41.171	20	3	1:49.609	34.675	37.990	36.944	274.8	43:32.312	
14	1	1:56.672 B	34.753	37.142	44.777	274.8	34:37.843	21	3	3:36.460	42.080	1:21.785	1:32.595	255.3	47:08.772	
15	1	5:12.812	3:57.819	37.740	37.253	213.0	39:50.655	22	3	4:27.677 B	1:26.966	1:22.705	1:38.006	78.7	51:36.449	
16	1	1:48.717	34.822	36.950	36.945	270.0	41:39.372	23	3	7:44.254	6:28.374	37.935	37.945	210.1	59:20.703	
17	1	1:59.879 B	34.652	39.248	45.979	273.4	43:39.251	24	3	1:55.756 B	35.448	36.426	43.882	255.9	1:01:16.459	
18	1	15:02.204	...	38.313	37.996	210.1	58:41.455	25	3	8:26.020 B	6:40.636	38.267	1:07.117	206.1	1:09:42.479	
19	1	1:49.250	34.902	37.279	37.069	271.4	1:00:30.705									
20	1	1:48.065	34.726	36.778	36.561	274.1	1:02:18.770									
21	1	1:55.180 B	34.573	36.542	44.065	274.8	1:04:13.950									
22	2	3:34.369	2:18.143	38.758	37.468	207.7	1:07:48.319									
23	2	3:28.792 B	35.186	1:13.587	1:40.019	268.7	1:11:17.111									
8	Realteam Racing		Ligier JS P320 - Nissan													
	1.Esteban GARCIA		LMP3													
	2.David DROUX															
	1	2	21:07.090	...	38.879	38.371	198.5	21:07.090								
	2	2	2:00.842 B	37.119	38.000	45.723	217.3	23:07.932								
	3	2	3:18.537	2:03.124	37.478	37.935	203.8	26:26.469								
4	2	1:49.818	35.420	37.275	37.123	235.3	28:16.287									
5	2	1:56.019 B	35.099	37.648	43.272	254.7	30:12.306									
6	1	19:08.234 B	...	5:44.903	1:36.794	210.5	49:20.540									
9	Graff		Ligier JS P320 - Nissan													
	1.Vincent CAPILLAIRE		3.Maxime ROBIN													
	2.Arnold ROBIN		LMP3													
	1	1	6:33.067	...	36.549	36.003	211.8	6:33.067								
	2	1	1:45.800	34.499	35.621	35.680	271.4	8:18.867								
	3	1	1:45.497	34.270	35.463	35.764	271.4	10:04.364								
4	1	1:45.258	34.044	35.435	35.779	277.6	11:49.622									
5	1	1:45.097	33.876	35.288	35.933	274.1	13:34.719									
6	1	1:46.718	35.168	35.547	36.003	273.4	15:21.437									
10	Nielsen Racing		Duqueine M30 - D08 - Nissan													
	1.Rob HODES		3.Charles CREWS													
	2.Carett GRIST		LMP3													
	1	3	9:05.907	7:50.507	37.744	37.656	208.1	9:05.907								
	2	3	1:49.048	35.404	36.666	36.978	266.0	10:54.955								
	3	3	1:48.331	34.729	36.695	36.907	268.0	12:43.286								
4	3	1:49.487	34.705	37.742	37.040	269.3	14:32.773									
5	3	1:54.528 B	34.741	36.538	43.249	272.7	16:27.301									
6	3	15:09.902	...	37.538	37.276	204.9	31:37.203									
7	3	1:52.119	37.763	37.261	37.095	269.3	33:29.322									
8	3	1:48.511	35.184	36.389	36.938	263.4	35:17.833									
9	3	1:47.583	34.644	36.305	36.634	270.0	37:05.416									
10	3	1:53.318 B	34.485	36.562	42.271	270.7	38:58.734									
11	3	19:12.484	...	36.996	37.245	209.3	58:11.218									
12	3	1:48.203	35.047	36.520	36.636	267.3	59:59.421									
13	3	1:48.009	34.726	36.372	36.911	272.7	1:01:47.430									
14	3	1:48.852	34.603	37.514	36.735	272.0	1:03:36.282									
15	3	1:55.227 B	34.586	36.596	44.045	273.4	1:05:31.509									
16	3	5:42.074 B	2:50.092	1:14.666	1:37.316	176.5	1:11:13.583									
11	Eurointernational		Ligier JS P320 - Nissan													
	1.Niko KARI		3.Jacopo BARATTO													
	2.Nicolas MAULINI		LMP3													
	1	1	6:33.067	...	36.549	36.003	211.8	6:33.067								
	2	1	1:45.800	34.499	35.621	35.680	271.4	8:18.867								
	3	1	1:45.497	34.270	35.463	35.764	271.4	10:04.364								

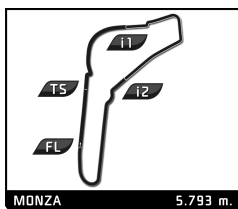


EUROPEAN LE MANS SERIES
4 Hours of Monza
Free Practice 2

Sector Analysis

Lap under Red Flag Invalidated Lap Personal Best Session Best Crossing the pit lane

Lap	D	Time	Sector 1	Sector 2	Sector 3	T. Spd	Elapsed	Lap	D	Time	Sector 1	Sector 2	Sector 3	T. Spd	Elapsed
7	1	1:45.043	34.184	35.201	35.658	271.4	17:06.480	3	1	1:46.569	34.482	36.161	35.926	274.8	14:00.037
8	1	1:44.902	34.109	35.239	35.554	270.7	18:51.382	4	1	1:46.046	34.202	36.046	35.798	279.1	15:46.083
9	1	1:44.775	33.888	35.339	35.548	274.8	20:36.157	5	1	1:46.644	33.884	35.907	36.853	278.4	17:32.727
10	1	1:54.603 B	34.063	36.195	44.345	271.4	22:30.760	6	1	1:47.006	33.929	36.591	36.486	277.6	19:19.733
11	1	2:33.906	1:22.020	36.035	35.851	216.4	25:04.666	7	1	1:51.743 B	34.334	35.992	41.417	279.8	21:11.476
12	1	1:45.595	34.254	35.550	35.791	272.7	26:50.261	8	3	3:37.939	2:23.561	37.400	36.978	194.6	24:49.415
13	1	1:47.350	34.075	36.822	36.453	274.1	28:37.611	9	3	1:47.231	34.218	36.407	36.606	262.1	26:36.646
14	1	1:46.500	35.146	35.641	35.713	275.5	30:24.111	10	3	2:01.517 B	34.289	40.371	46.857	268.7	28:38.163
15	1	1:45.068	34.109	35.372	35.587	272.0	32:09.179	16 BHK Motorsport Ligier JS P320 - Nissan							
16	1	1:52.450 B	34.133	35.470	42.847	271.4	34:01.629	1.Lorenzo VEGLIA		3.Philippe PAILLOT		LMP3			
17	1	3:05.158	1:52.920	35.933	36.305	213.9	37:06.787	2.Tom CLOET							
18	1	1:46.942	34.240	36.164	36.538	274.8	38:53.729	1	1	10:50.054	9:24.625	44.921	40.508	205.3	10:50.054
19	1	1:46.437	34.420	35.964	36.053	270.7	40:40.166	2	1	1:49.028	35.118	36.654	37.256	263.4	12:39.082
20	1	1:46.459	34.309	35.782	36.368	270.7	42:26.625	3	1	1:47.585	34.817	36.329	36.439	265.4	14:26.667
21	1	2:12.285 B	34.078	36.566	1:01.641	272.7	44:38.910	4	1	1:47.385	34.588	36.311	36.486	264.7	16:14.052
22	2	14:17.853	...	38.544	37.604	202.6	58:56.763	5	1	1:46.917	34.820	35.981	36.116	265.4	18:00.969
23	2	1:48.402	35.017	36.483	36.902	268.0	1:00:45.165	6	1	1:46.718	34.592	35.864	36.262	268.7	19:47.687
24	2	1:48.126	34.744	36.829	36.553	269.3	1:02:33.291	7	1	1:59.247	37.472	41.667	40.108	265.4	21:46.934
25	2	1:47.246	34.691	36.227	36.328	268.7	1:04:20.537	8	1	1:54.302 B	34.747	36.609	42.946	265.4	23:41.236
26	2	1:47.023	34.490	36.348	36.185	275.5	1:06:07.560	9	3	4:29.614	3:11.634	39.195	38.785	205.7	28:10.850
27	2	1:48.303	34.445	37.548	36.310	273.4	1:07:55.863	10	3	1:52.318	35.729	38.287	38.302	264.1	30:03.168
28	2	3:24.970 B	36.876	1:07.706	1:40.388	226.9	1:11:20.833	11	3	1:50.773	35.407	37.575	37.791	266.0	31:53.941
13 Inter Europol Competition Ligier JS P320 - Nissan															
1.Martin HIPPE							LMP3								
2.Dino LUNARDI															
1	1	6:07.155	4:52.259	37.912	36.984	198.2	6:07.155	12	3	1:49.811	35.082	37.080	37.649	266.7	33:43.752
2	1	1:47.606	34.719	36.507	36.380	272.7	7:54.761	13	3	1:50.360	35.089	37.247	38.024	264.7	35:34.112
3	1	1:47.399	34.474	36.539	36.386	274.1	9:42.160	14	3	1:51.498	35.029	38.467	38.002	266.0	37:25.610
4	1	1:47.131	34.461	36.093	36.577	276.2	11:29.291	15	3	1:56.520 B	35.458	37.328	43.734	268.7	39:22.130
5	1	1:46.928	34.460	36.124	36.344	274.8	13:16.219	16	2	20:25.527	...	41.565	38.921	191.8	59:47.657
6	1	1:46.868	34.490	36.058	36.320	272.7	15:03.087	17	2	1:51.803	35.796	38.468	37.539	261.5	1:01:39.460
7	1	1:56.238 B	34.786	36.850	44.602	274.8	16:59.325	18	2	1:51.396	35.659	38.052	37.685	264.7	1:03:30.856
8	1	8:06.995	6:52.104	37.755	37.136	213.4	25:06.320	19	2	1:50.834	35.441	37.738	37.655	266.0	1:05:21.690
9	1	1:47.424	34.752	36.109	36.563	270.7	26:53.744	20	2	1:50.686	35.553	37.601	37.532	264.1	1:07:12.376
10	1	1:47.352	34.440	36.621	36.291	275.5	28:41.096	21	2	2:07.097 B	35.695	37.518	53.884	264.1	1:09:19.473
11	1	1:48.870	34.397	37.223	37.250	266.0	30:29.966	20 High Class Racing Oreca 07 - Gibson							
12	1	1:48.296	34.502	36.184	37.610	275.5	32:18.262	1.Anders FJORDBACH		LMP2					
13	1	1:55.242 B	34.394	37.046	43.802	276.2	34:13.504	2.Dennis ANDERSEN							
14	2	7:35.683	6:22.013	36.887	36.783	212.6	41:49.187	1	1	2:02.624	50.661	37.412	34.551	210.9	2:02.624
15	2	1:48.465	34.418	37.610	36.437	274.8	43:37.652	2	1	1:36.417	31.136	32.850	32.431	306.8	3:39.041
16	2	3:49.841	54.626	1:22.056	1:33.159	274.8	47:27.493	3	1	1:37.982	31.313	33.563	33.106	298.3	5:17.023
17	2	4:25.761 B	1:27.151	1:22.763	1:35.847	78.4	51:53.254	4	1	1:35.937	31.242	32.214	32.481	288.0	6:52.960
18	2	6:33.219	5:17.655	38.022	37.542	210.1	58:26.473	5	1	1:35.996	31.311	32.574	32.111	301.7	8:28.956
19	2	1:47.556	34.591	36.466	36.499	272.7	1:00:14.029	6	1	1:35.442	31.020	32.430	31.992	309.5	10:04.398
20	2	1:46.944	34.376	36.211	36.357	274.1	1:02:00.973	7	1	1:45.203 B	31.637	33.941	39.625	249.4	11:49.601
21	2	1:46.705	34.243	35.985	36.477	276.2	1:03:47.678	8	1	12:23.425	...	33.452	32.910	227.8	24:13.026
22	2	1:46.172	34.054	35.926	36.192	276.9	1:05:33.850	9	1	1:35.917	31.161	32.460	32.296	305.1	25:48.943
23	2	1:54.605 B	34.395	36.068	44.142	276.2	1:07:28.455	10	1	1:36.628	31.106	33.183	32.339	307.7	27:25.571
15 RLR M Sport Ligier JS P320 - Nissan															
1.Malthe JAKOBSEN							3.Gustas GRINBERGAS		LMP3						
2.James DAYSON															
1	1	10:27.018	9:13.449	37.131	36.438	213.0	10:27.018	11	1	1:44.511 B	31.284	33.621	39.606	305.1	29:10.082
2	1	1:46.450	34.499	35.988	35.963	274.8	12:13.468	12	1	5:01.971	3:56.233	32.978	32.760	238.9	34:12.053
								13	1	1:36.931	31.296	32.891	32.744	302.5	35:48.984
								14	1	1:36.799	31.198	32.811	32.790	304.2	37:25.783
								15	1	1:43.710 B	31.373	32.973	39.364	304.2	39:09.493
								16	2	5:22.769	3:55.599	34.740	52.430	236.8	44:32.262
								17	2	4:20.758 B	1:25.805	1:21.105	1:33.848	80.7	48:53.020
								18	2	9:31.700	8:22.121	35.398	34.181	175.6	58:24.720



MONZA 5.793 m.

EUROPEAN LE MANS SERIES

4 Hours of Monza

Free Practice 2

Sector Analysis

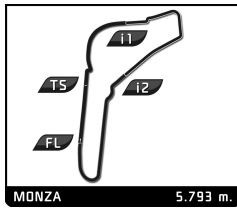
Lap under Red Flag Invalidated Lap Personal Best Session Best B Crossing the pit lane

Lap	D	Time	Sector 1	Sector 2	Sector 3	T. Spd	Elapsed	Lap	D	Time	Sector 1	Sector 2	Sector 3	T. Spd	Elapsed
19	2	1:40.016	31.914	33.677	34.425	296.7	1:00:04.736	18	1	1:38.228	31.505	33.568	33.155	304.2	36:35.361
20	2	1:40.309	32.009	34.191	34.109	300.8	1:01:45.045	19	1	1:38.932	32.032	33.599	33.301	303.4	38:14.293
21	2	1:40.000	31.855	34.621	33.524	300.0	1:03:25.045	20	1	1:46.082 B	31.462	33.563	41.057	304.2	40:00.375
22	2	1:39.162	32.178	33.679	33.305	300.8	1:05:04.207	21	3	3:04.895	1:54.280	36.194	34.421	215.6	43:05.270
23	2	1:38.589	31.806	33.418	33.365	296.7	1:06:42.796	22	3	3:01.404	31.660	57.383	1:32.361	303.4	46:06.674
24	2	1:38.444	31.534	33.424	33.486	304.2	1:08:21.240	23	3	4:23.650 B	1:26.751	1:22.154	1:34.745	80.2	50:30.324
25	2	3:22.475 B	31.878	1:22.848	1:27.749	300.0	1:11:43.715	24	3	8:19.393	7:05.615	38.588	35.190	197.1	58:49.717

22 United Autosports								Oreca 07 - Gibson LMP2							
1. Philip HANSON															
2. Filipe ALBUQUERQUE															
1	2	3:17.407	2:09.280	34.483	33.644	211.8	3:17.407	2	2	1:38.211	31.722	33.615	32.874	299.2	4:55.618
3	2	1:38.202	32.214	33.009	32.979	275.5	6:33.820	3	2	1:38.202	32.214	33.009	32.979	275.5	6:33.820
4	2	1:50.704 B	31.223	33.005	46.476	309.5	8:24.524	4	2	1:50.704 B	31.223	33.005	46.476	309.5	8:24.524
5	2	13:05.877	...	34.273	33.882	145.4	21:30.401	5	2	13:05.877	...	34.273	33.882	145.4	21:30.401
6	2	1:36.743	31.410	32.939	32.394	305.9	23:07.144	6	2	1:36.743	31.410	32.939	32.394	305.9	23:07.144
7	2	1:46.473 B	31.430	34.929	40.114	303.4	24:53.617	7	2	1:46.473 B	31.430	34.929	40.114	303.4	24:53.617
8	2	5:01.619	3:53.509	35.709	32.401	231.8	29:55.236	8	2	5:01.619	3:53.509	35.709	32.401	231.8	29:55.236
9	2	1:35.646	30.977	32.763	31.906	309.5	31:30.882	9	2	1:35.646	30.977	32.763	31.906	309.5	31:30.882
10	2	1:34.985	30.905	32.121	31.959	306.8	33:05.867	10	2	1:34.985	30.905	32.121	31.959	306.8	33:05.867
11	2	1:45.086 B	33.533	32.748	38.805	307.7	34:50.953	11	2	1:45.086 B	33.533	32.748	38.805	307.7	34:50.953
12	1	3:37.157	2:28.052	34.729	34.376	205.3	38:28.110	12	1	3:37.157	2:28.052	34.729	34.376	205.3	38:28.110
13	1	1:38.403	31.515	34.177	32.711	286.5	40:06.513	13	1	1:38.403	31.515	34.177	32.711	286.5	40:06.513
14	1	1:37.596	31.561	33.382	32.653	293.5	41:44.109	14	1	1:37.596	31.561	33.382	32.653	293.5	41:44.109
15	1	1:42.715	32.366	36.178	34.171	287.2	43:26.824	15	1	1:42.715	32.366	36.178	34.171	287.2	43:26.824
16	1	3:20.655	31.199	1:16.010	1:33.446	307.7	46:47.479	16	1	3:20.655	31.199	1:16.010	1:33.446	307.7	46:47.479
17	1	4:23.250 B	1:26.903	1:21.967	1:34.380	79.9	51:10.729	17	1	4:23.250 B	1:26.903	1:21.967	1:34.380	79.9	51:10.729
18	1	10:19.918	9:10.540	35.753	33.625	215.1	1:01:30.647	18	1	10:19.918	9:10.540	35.753	33.625	215.1	1:01:30.647
19	1	1:37.965	31.742	33.568	32.655	294.3	1:03:08.612	19	1	1:37.965	31.742	33.568	32.655	294.3	1:03:08.612
20	1	1:36.422	31.175	32.918	32.329	306.8	1:04:45.034	20	1	1:36.422	31.175	32.918	32.329	306.8	1:04:45.034
21	1	1:35.906	31.166	32.588	32.152	308.6	1:06:20.940	21	1	1:35.906	31.166	32.588	32.152	308.6	1:06:20.940
22	1	1:36.109	31.047	32.699	32.363	308.6	1:07:57.049	22	1	1:36.109	31.047	32.699	32.363	308.6	1:07:57.049
23	1	3:21.879 B	34.018	1:08.390	1:39.471	269.3	1:11:18.928	23	1	3:21.879 B	34.018	1:08.390	1:39.471	269.3	1:11:18.928

24 Algarve Pro Racing								Oreca 07 - Gibson LMP2							
1. Henning ENQVIST								3. Arjun MAINI							
2. Jon LANCASTER															
1	2	2:07.240	56.508	35.698	35.034	213.4	2:07.240	2	2	1:45.745 B	32.262	33.825	39.658	304.2	3:52.985
3	2	3:24.693	2:17.871	33.805	33.017	232.3	7:17.678	3	2	3:24.693	2:17.871	33.805	33.017	232.3	7:17.678
4	2	1:38.516	31.992	33.480	33.044	300.0	8:56.194	4	2	1:38.516	31.992	33.480	33.044	300.0	8:56.194
5	2	1:46.436 B	31.756	33.595	41.085	305.1	10:42.630	5	2	1:46.436 B	31.756	33.595	41.085	305.1	10:42.630
6	2	4:06.722	3:00.584	33.580	32.558	238.9	14:49.352	6	2	4:06.722	3:00.584	33.580	32.558	238.9	14:49.352
7	2	1:35.987	31.188	32.631	32.168	305.9	16:25.339	7	2	1:35.987	31.188	32.631	32.168	305.9	16:25.339
8	2	1:35.692	31.218	32.404	32.070	305.9	18:01.031	8	2	1:35.692	31.218	32.404	32.070	305.9	18:01.031
9	2	1:35.669	31.189	32.428	32.052	307.7	19:36.700	9	2	1:35.669	31.189	32.428	32.052	307.7	19:36.700
10	2	1:42.871 B	31.206	32.593	39.072	307.7	21:19.571	10	2	1:42.871 B	31.206	32.593	39.072	307.7	21:19.571
11	1	3:39.571	2:28.955	35.914	34.702	209.7	24:59.142	11	1	3:39.571	2:28.955	35.914	34.702	209.7	24:59.142
12	1	1:40.978	32.434	34.866	33.678	260.2	26:40.120	12	1	1:40.978	32.434	34.866	33.678	260.2	26:40.120
13	1	1:40.354	32.153	34.617	33.584	289.5	28:20.474	13	1	1:40.354	32.153	34.617	33.584	289.5	28:20.474
14	1	1:39.793	31.928	34.236	33.629	282.7	30:00.267	14	1	1:39.793	31.928	34.236	33.629	282.7	30:00.267
15	1	1:39.191	31.691	33.826	33.674	301.7	31:39.458	15	1	1:39.191	31.691	33.826	33.674	301.7	31:39.458
16	1	1:38.703	31.624	33.665	33.414	298.3	33:18.161	16	1	1:38.703	31.624	33.665	33.414	298.3	33:18.161
17	1	1:38.972	31.626	33.847	33.499	304.2	34:57.133	17	1	1:38.972	31.626	33.847	33.499	304.2	34:57.133

25 Algarve Pro Racing								Oreca 07 - Gibson LMP2							
1. John FALB								3. Gabriel AUBRY							
2. Simon TRUMMER															
1	3	2:06.103	55.797	35.512	34.794	197.8	2:06.103	1	3	2:06.103	55.797	35.512	34.794	197.8	2:06.103
2	3	1:42.105	31.278	32.867	37.960	304.2	3:48.208	2	3	1:42.105	31.278	32.867	37.960	304.2	3:48.208
3	3	1:35.770	31.266	32.456	32.048	305.1	5:23.978	3	3	1:35.770	31.266	32.456	32.048	305.1	5:23.978
4	3	1:40.300	31.768	34.761	33.771	305.9	7:04.278	4	3	1:40.300	31.768	34.761	33.771	305.9	7:04.278
5	3	1:36.119	31.287	32.667	32.165	307.7	8:40.397	5	3	1:36.119	31.287	32.667	32.165	307.7	8:40.397
6	3	1:46.175 B	32.066	33.643	40.466	306.8	10:26.572	6	3	1:46.175 B	32.066	33.643	40.466	306.8	10:26.572
7	3	6:04.299	4:58.215	33.346	32.738	240.5	16:30.871	7	3	6:04.299	4:58.215	33.346	32.738	240.5	16:30.871
8	3	1:36.232	31.170	32.631	32.431	304.2	18:07.103	8	3	1:36.232	31.170	32.631	32.431	304.2	18:07.103
9	3	1:36.191	31.085	32.799	32.307	306.8	19:43.294	9	3	1:36.191	31.085	32.799	32.307	306.8	19:43.294
10	3	1:36.044	31.128	32.659	32.257	307.7	21:19.338	10	3	1:36.044	31.128	32.659	32.257	307.7	21:19.338
11	3	1:37.397	31.087	33.857	32.453	309.5	22:56.735	11	3	1:37.397	31.087	33.857	32.453	309.5	22:56.735
12	3	1:36.625	31.095	32.581	32.949	306.8	24:33.360	12	3	1:36.625	31.095	32.581	32.949	306.8	24:33.360
13	3	1:44.067 B	31.250	32.996	39.821	305.1	26:17.427	13	3	1:44.067 B	31.250	32.996	39.821	305.1	26:17.427
14	1	2:51.781	1:43.994	34.354	33.433	238.4	29:09.208	14	1	2:51.781	1:43.994	34.354	33.433	238.4	29:09.208
15	1	1:39.463	31.892	34.224	33.347	293.5	30:48.671	15	1	1:39.463	31.892	34.224	33.347	293.5	30:48.671
16	1	1:39.626	31.665	33.773	34.188	298.3	32:28.297	16	1	1:39.626	31.665	33.773	34.188	298.3	32:28.297
17	1	1:40.208	31.788	34.752	33.668	291.1	34:08.505	17	1	1:40.208	31.788	34.752	33.668	291.1	34:08.505
18	1	1:38.618	31.682	33.641	33.295	299.2	35:47.123	18	1	1:38.618	31.682	33.641	33.295	299.2	35:47.123
19	1	1:38.469	31.513	33.616	33.340	303.4	37:25.592	19	1	1:38.469	31.513	33.616	33.340	303.4	37:25.592
20	1	1:39.586	32.506	33.833	33.247	286.5	39:05.178	20	1	1:39.586	32.506	33.833	33.247	286.5	39:05.178



EUROPEAN LE MANS SERIES

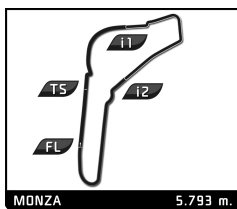
4 Hours of Monza

Free Practice 2

Sector Analysis

Lap under Red Flag Invalidated Lap Personal Best Session Best Crossing the pit lane

Lap	D	Time	Sector 1	Sector 2	Sector 3	T. Spd	Elapsed	Lap	D	Time	Sector 1	Sector 2	Sector 3	T. Spd	Elapsed
6	3	7:20.453	6:09.090	34.834	36.529	223.6	16:01.906	27	1	1:43.194	32.575	35.584	35.035	248.3	1:03:32.210
7	3	1:36.583	31.299	33.208	32.076	308.6	17:38.489	28	1	1:42.638	32.878	34.762	34.998	246.0	1:05:14.848
8	3	1:37.489	30.800	33.304	33.385	311.2	19:15.978	29	1	1:41.516	32.252	34.630	34.634	295.1	1:06:56.364
9	3	1:39.024	32.387	32.672	33.965	310.3	20:55.002	30	1	1:40.611	31.955	34.393	34.263	302.5	1:08:36.975
10	3	1:42.472 B	30.878	33.052	38.542	309.5	22:37.474	31	1	4:02.008 B	58.681	1:27.682	1:35.645	268.7	1:12:38.983
11	1	4:02.736	2:54.954	34.372	33.410	202.2	26:40.210	28 Idec Sport Oreca 07 - Gibson LMP2 1. Paul LAFARGUE 3. Richard BRADLEY 2. Nicolas MINASSIAN							
12	1	1:38.292	31.530	33.885	32.877	291.9	28:18.502	1	1	2:19.411	1:09.929	35.891	33.591	223.1	2:19.411
13	1	1:37.735	31.738	33.272	32.725	300.8	29:56.237	2	1	1:38.975	31.967	33.259	33.749	294.3	3:58.386
14	1	1:38.378	31.158	33.713	33.507	306.8	31:34.615	3	1	1:36.669	31.308	33.137	32.224	306.8	5:35.055
15	1	1:36.644	31.359	32.808	32.477	307.7	33:11.259	4	1	1:36.389	31.516	32.777	32.096	305.1	7:11.444
16	1	1:37.256	31.354	33.467	32.435	305.9	34:48.515	5	1	1:36.165	31.280	32.860	32.025	307.7	8:47.609
17	1	1:38.915	31.256	34.263	33.396	305.9	36:27.430	6	1	1:44.193 B	31.339	32.898	39.956	302.5	10:31.802
18	1	1:36.571	31.356	32.795	32.420	305.9	38:04.001	7	2	3:22.592	2:14.626	34.676	33.290	216.9	13:54.394
19	1	1:37.947	31.214	32.755	33.978	307.7	39:41.948	8	2	1:38.320	31.329	33.183	33.808	299.2	15:32.714
20	1	1:36.799	31.371	32.765	32.663	305.1	41:18.747	9	2	1:41.199	33.121	35.003	33.075	237.9	17:13.913
21	1	1:37.057	31.297	33.232	32.528	307.7	42:55.804	10	2	1:37.714	31.517	33.288	32.909	285.0	18:51.627
22	1	2:31.894	31.252	32.840	1:27.802	306.8	45:27.698	11	2	1:37.462	31.440	33.150	32.872	301.7	20:29.089
23	1	4:22.484 B	1:25.988	1:21.854	1:34.642	79.9	49:50.182	12	2	1:36.963	31.422	32.934	32.607	300.0	22:06.052
24	2	11:03.736	9:53.802	35.372	34.562	187.5	1:00:53.918	13	2	1:37.718	32.007	32.979	32.732	275.5	23:43.770
25	2	1:40.463	32.268	34.909	33.286	272.7	1:02:34.381	14	2	1:36.664	31.253	32.899	32.512	301.7	25:20.434
26	2	1:36.589	31.246	32.514	32.829	299.2	1:04:10.970	15	2	1:37.568	31.211	33.062	33.295	303.4	26:58.002
27	2	1:36.038	31.411	32.479	32.148	304.2	1:05:47.008	16	2	1:39.301	31.327	34.018	33.956	299.2	28:37.303
28	2	1:35.617	31.174	32.335	32.108	306.8	1:07:22.625	17	2	1:45.443 B	31.731	34.011	39.701	289.5	30:22.746
29	2	1:52.611 B	31.648	33.047	47.916	283.5	1:09:15.236	18	3	3:02.306	1:54.284	34.644	33.378	238.4	33:25.052
27 DragonSpeed USA Oreca 07 - Gibson LMP2 1. Henrik HEDMAN 3. Charles MILESI 2. Ben HANLEY								19	3	1:38.669	31.889	33.678	33.102	303.4	35:03.721
1	2	1:56.787	45.754	35.580	35.453	170.1	1:56.787	20	3	1:38.147	31.694	33.364	33.089	303.4	36:41.868
2	2	1:38.216	31.688	33.298	33.230	295.1	3:35.003	21	3	1:38.575	31.639	33.596	33.340	305.1	38:20.443
3	2	1:37.597	31.563	33.042	32.992	303.4	5:12.600	22	3	1:45.478 B	31.593	33.829	40.056	305.9	40:05.921
4	2	1:38.033	32.002	33.119	32.912	303.4	6:50.633	23	3	3:17.616	2:05.416	37.199	35.001	210.1	43:23.537
5	2	1:36.606	31.339	32.694	32.573	306.8	8:27.239	24	3	3:22.469	31.981	1:16.297	1:34.191	289.5	46:46.006
6	2	1:36.783	31.300	32.852	32.631	305.9	10:04.022	25	3	4:22.534 B	1:26.400	1:21.805	1:34.329	80.2	51:08.540
7	2	1:45.054 B	31.369	33.994	39.691	306.8	11:49.076	26	3	7:11.588	5:58.857	37.204	35.527	191.2	58:20.128
8	2	5:47.469	4:41.715	33.364	32.390	228.3	17:36.545	27	3	1:40.894	32.055	34.562	34.277	290.3	1:00:01.022
9	2	1:37.927	31.351	34.119	32.457	305.1	19:14.472	28	3	1:39.308	31.981	34.219	33.108	288.0	1:01:40.330
10	2	1:35.634	31.182	32.419	32.033	305.9	20:50.106	29	3	1:37.131	31.491	32.999	32.641	305.1	1:03:17.461
11	2	1:35.461	31.086	32.454	31.921	307.7	22:25.567	30	3	1:36.568	31.375	32.861	32.332	305.9	1:04:54.029
12	2	1:35.332	31.094	32.267	31.971	306.8	24:00.899	31	3	1:36.719	31.264	32.993	32.462	307.7	1:06:30.748
13	2	1:36.156	30.987	32.322	32.847	310.3	25:37.055	32	3	1:36.438	31.262	32.877	32.299	307.7	1:08:07.186
14	2	1:46.542 B	32.341	32.893	41.308	307.7	27:23.597	33	3	3:20.992 B	31.318	1:15.011	1:34.663	306.8	1:11:28.178
15	3	4:54.390	3:45.568	35.092	33.730	233.8	32:17.987	30 Duqueine Team Oreca 07 - Gibson LMP2 1. Tristan GOMMENDY 3. Konstantin TERESCHENKO 2. Jonathan HIRSCHI							
16	3	1:37.003	31.408	32.929	32.666	297.5	33:54.990	1	3	2:03.188	53.669	35.538	33.981	215.6	2:03.188
17	3	1:36.925	31.503	32.813	32.609	300.8	35:31.915	2	3	1:37.062	31.310	33.084	32.668	309.5	3:40.250
18	3	1:36.576	31.346	32.634	32.596	301.7	37:08.491	3	3	1:37.333	31.290	33.247	32.796	310.3	5:17.583
19	3	1:38.398	31.498	34.271	32.629	296.7	38:46.889	4	3	1:37.448	31.802	33.057	32.589	306.8	6:55.031
20	3	1:37.371	31.400	33.247	32.724	300.8	40:24.260	5	3	1:45.449 B	31.191	33.577	40.681	313.0	8:40.480
21	3	1:37.493	31.504	33.203	32.786	302.5	42:01.753	6	3	11:41.199	...	34.861	34.546	232.8	20:21.679
22	3	1:47.036 B	31.361	34.576	41.099	302.5	43:48.789	7	3	1:38.415	31.999	33.536	32.880	300.0	22:00.094
23	1	6:32.007 B	3:32.674	1:24.353	1:34.980	79.2	50:20.796	8	3	1:36.091	31.080	32.741	32.270	306.8	23:36.185
24	1	7:57.773	6:41.117	38.373	38.283	181.5	58:18.569	9	3	1:44.221 B	30.746	34.986	38.489	310.3	25:20.406
25	1	1:48.015	34.979	36.216	36.820	252.3	1:00:06.584								
26	1	1:42.432	32.414	35.014	35.004	288.8	1:01:49.016								

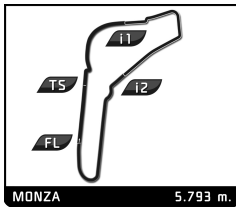


EUROPEAN LE MANS SERIES
4 Hours of Monza
Free Practice 2

Sector Analysis

Lap under Red Flag Invalidated Lap Personal Best Session Best Crossing the pit lane

Lap	D	Time	Sector 1	Sector 2	Sector 3	T. Spd	Elapsed	Lap	D	Time	Sector 1	Sector 2	Sector 3	T. Spd	Elapsed
10	2	4:06.200	2:58.928	34.046	33.226	233.3	29:26.606	4	1	1:37.745	31.811	33.279	32.655	305.9	6:52.580
11	2	1:37.563	31.735	33.054	32.774	292.7	31:04.169	5	1	1:46.714 B	31.619	33.821	41.274	311.2	8:39.294
12	2	1:36.844	31.195	32.874	32.775	302.5	32:41.013	6	1	7:23.699	6:18.406	33.040	32.253	240.0	16:02.993
13	2	1:36.651	31.181	32.937	32.533	305.1	34:17.664	7	1	1:36.293	30.903	33.162	32.228	311.2	17:39.286
14	2	1:36.776	31.193	33.016	32.567	309.5	35:54.440	8	1	1:39.592	30.977	33.200	35.415	313.0	19:18.878
15	2	1:36.294	31.018	32.749	32.527	303.4	37:30.734	9	1	1:36.562	31.013	32.330	33.219	309.5	20:55.440
16	2	1:37.090	31.140	33.341	32.609	304.2	39:07.824	10	1	1:54.252 B	39.929	33.631	40.692	314.0	22:49.692
17	2	1:36.925	31.182	33.101	32.642	305.1	40:44.749	11	2	4:29.896	3:20.708	35.225	33.963	239.5	27:19.588
18	2	1:38.576	31.266	34.202	33.108	301.7	42:23.325	12	2	1:37.783	31.203	33.813	32.767	309.5	28:57.371
19	2	1:45.277 B	31.649	34.280	39.348	287.2	44:08.602	13	2	1:37.202	31.218	33.445	32.539	310.3	30:34.573
20	1	13:47.832	...	34.043	33.261	235.8	57:56.434	14	2	1:40.591	32.197	34.237	34.157	308.6	32:15.164
21	1	1:38.839	31.568	34.346	32.925	301.7	59:35.273	15	2	1:37.256	31.215	32.843	33.198	309.5	33:52.420
22	1	1:36.827	31.398	32.930	32.499	306.8	1:01:12.100	16	2	1:36.754	31.129	32.841	32.784	308.6	35:29.174
23	1	1:36.531	31.156	32.741	32.634	307.7	1:02:48.631	17	2	1:36.439	31.024	32.735	32.680	308.6	37:05.613
24	1	1:37.098	31.253	32.952	32.893	308.6	1:04:25.729	18	2	1:36.109	31.126	32.600	32.383	312.1	38:41.722
25	1	1:37.781	31.263	33.728	32.790	304.2	1:06:03.510	19	2	1:36.162	31.095	32.633	32.434	307.7	40:17.884
26	1	1:38.204	31.330	33.995	32.879	306.8	1:07:41.714	20	2	1:37.659	31.510	33.700	32.449	309.5	41:55.543
27	1	2:18.755 B	31.334	39.062	1:08.359	309.5	1:10:00.469	21	2	1:50.820 B	31.226	38.955	40.639	305.9	43:46.363
31 Panis Racing 1.Julien CANAL 2.Nicolas JAMIN 3.William STEVENS Oreca 07 - Gibson LMP2								34 Inter Europol Competition 1.Jakub SMIECHOWSKI 2.René BINDER 3.Matevos ISAAKYAN Ligier JSP217 - Gibson LMP2							
1	2	2:10.826	58.748	37.201	34.877	165.9	2:10.826	1	2	1:55.800	44.432	36.631	34.737	192.2	1:55.800
2	2	1:42.803	33.368	35.220	34.215	241.1	3:53.629	2	2	1:37.498	31.543	33.217	32.738	304.2	3:33.298
3	2	1:44.153 B	31.577	33.375	39.201	298.3	5:37.782	3	2	1:36.745	31.221	32.907	32.617	306.8	5:10.043
4	2	3:46.692	2:37.978	34.831	33.883	241.1	9:24.474	4	2	1:54.093 B	32.201	34.374	47.518	294.3	7:04.136
5	2	1:35.654	31.306	32.463	31.885	305.1	11:00.128	5	2	6:30.912	5:21.006	34.672	35.234	178.2	13:35.048
6	2	1:36.576	31.090	33.295	32.191	305.9	12:36.704	6	2	1:38.719	32.299	33.406	33.014	303.4	15:13.767
7	2	1:35.378	31.146	32.289	31.943	301.7	14:12.082	7	2	1:37.240	31.489	32.822	32.929	303.4	16:51.007
8	2	1:41.707 B	31.099	32.535	38.073	305.1	15:53.789	8	2	1:36.910	31.380	33.012	32.518	304.2	18:27.917
9	3	4:49.216	3:38.869	35.104	35.243	222.2	20:43.005	9	2	1:36.517	31.321	32.776	32.420	303.4	20:04.434
10	3	1:37.720	31.231	33.482	33.007	305.9	22:20.725	10	2	1:36.840	31.276	32.780	32.784	305.1	21:41.274
11	3	1:36.193	31.149	32.687	32.357	305.1	23:56.918	11	2	1:43.287 B	31.224	32.756	39.307	305.1	23:24.561
12	3	1:36.747	31.072	33.262	32.413	305.9	25:33.665	12	1	2:53.783	1:44.211	35.296	34.276	225.0	26:18.344
13	3	1:36.086	31.012	32.750	32.324	305.9	27:09.751	13	1	1:40.376	32.749	34.063	33.564	284.2	27:58.720
14	3	1:46.352 B	32.435	33.874	40.043	305.9	28:56.103	14	1	1:38.746	31.840	33.805	33.101	302.5	29:37.466
15	3	5:51.495	4:44.121	34.380	32.994	238.4	34:47.598	15	1	1:38.165	31.652	33.543	32.970	303.4	31:15.631
16	3	1:37.774	31.326	33.747	32.701	303.4	36:25.372	16	1	1:39.335	32.574	33.427	33.334	296.7	32:54.966
17	3	1:36.230	31.133	32.702	32.395	304.2	38:01.602	17	1	1:38.151	31.640	33.446	33.065	302.5	34:33.117
18	3	1:39.812	32.227	33.678	33.907	289.5	39:41.414	18	1	1:43.906 B	31.661	33.070	39.175	302.5	36:17.023
19	3	1:36.497	31.171	32.860	32.466	304.2	41:17.911	19	3	6:44.639	5:35.070	35.527	34.042	227.4	43:01.662
20	3	1:44.157 B	31.786	33.128	39.243	300.0	43:02.068	20	3	2:52.637 B	31.651	46.755	1:34.231	302.5	45:54.299
21	3	15:22.938	...	34.975	34.045	222.2	58:25.006	21	3	11:55.317	...	35.846	34.074	231.3	57:49.616
22	3	1:43.806	33.998	33.687	36.121	268.7	1:00:08.812	22	3	1:38.044	31.748	33.316	32.980	300.0	59:27.660
23	3	1:39.286	31.464	33.922	33.900	305.1	1:01:48.098	23	3	1:37.545	31.485	33.202	32.858	302.5	1:01:05.205
24	3	1:37.205	31.215	32.883	33.107	306.8	1:03:25.303	24	3	1:37.270	31.510	33.027	32.733	303.4	1:02:42.475
25	3	1:43.521 B	31.476	32.838	39.207	307.7	1:05:08.824	25	3	1:37.793	31.778	32.870	33.145	288.8	1:04:20.268
26	1	6:30.811 B	3:38.762	1:16.975	1:35.074	221.8	1:11:39.635	26	3	1:38.251	31.508	33.884	32.859	305.1	1:05:58.519
32 United Autosports 1.Will OWEN 2.Alex BRUNDLE 3.Job VAN UITERT Oreca 07 - Gibson LMP2								27 3 1:37.590 31.739 33.073 32.778 303.4 1:07:36.109							

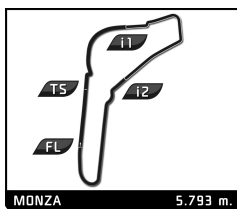


EUROPEAN LE MANS SERIES
4 Hours of Monza
Free Practice 2

Sector Analysis

Lap under Red Flag Invalidated Lap Personal Best Session Best B Crossing the pit lane

Lap	D	Time	Sector 1	Sector 2	Sector 3	T. Spd	Elapsed	Lap	D	Time	Sector 1	Sector 2	Sector 3	T. Spd	Elapsed
35 BHK Motorsport Oreca 07 - Gibson LMP2								23 3 1:41.055 31.807 35.382 33.866 304.2 1:01:40.214							
1. Francesco DRACONE								24 3 1:40.426 32.419 34.044 33.963 279.8 1:03:20.640							
2. Sergio CAMPANA								25 3 1:39.647 31.847 33.905 33.895 298.3 1:05:00.287							
1	1	8:54.560	7:41.301	37.427	35.832	196.0	8:54.560	26	3	1:39.302	31.750	33.868	33.684	301.7	1:06:39.589
2	1	1:41.435	32.137	34.353	34.945	290.3	10:35.995	27	3	1:39.189	31.753	33.861	33.575	301.7	1:08:18.778
3	1	1:39.890	32.075	34.112	33.703	302.5	12:15.885	28	3	3:23.939 B	32.020	1:24.257	1:27.662	297.5	1:11:42.717
4	1	1:40.044	31.844	34.385	33.815	301.7	13:55.929								
5	1	1:39.180	31.820	33.829	33.531	305.1	15:35.109								
6	1	1:53.235 B	34.121	35.864	43.250	188.8	17:28.344								
7	1	6:06.228	4:58.067	34.435	33.726	238.4	23:34.572								
8	1	1:38.003	31.565	33.495	32.943	305.1	25:12.575								
9	1	1:39.060	32.179	33.223	33.658	269.3	26:51.635								
10	1	1:40.533	32.137	34.631	33.765	242.2	28:32.168								
11	1	1:37.791	31.520	33.209	33.062	305.1	30:09.959								
12	1	1:45.695 B	31.596	33.701	40.398	305.9	31:55.654								
13	2	5:48.882	4:40.975	34.390	33.517	206.5	37:44.536								
14	2	1:37.623	31.587	33.199	32.837	305.1	39:22.159								
15	2	1:37.419	31.430	33.216	32.773	305.1	40:59.578								
16	2	1:43.893	35.924	34.715	33.254	305.9	42:43.471								
17	2	2:23.779 B	31.392	36.823	1:15.564	305.9	45:07.250								
18	2	13:36.686	...	36.652	33.668	192.9	58:43.936								
19	2	1:38.857	32.101	33.587	33.169	304.2	1:00:22.793								
20	2	1:38.833	32.600	33.341	32.892	234.8	1:02:01.626								
21	2	1:37.481	31.518	33.090	32.873	308.6	1:03:39.107								
22	2	1:37.727	31.413	33.228	33.086	307.7	1:05:16.834								
23	2	1:40.224	32.991	33.953	33.280	306.8	1:06:57.058								
24	2	1:39.949	31.742	34.257	33.950	302.5	1:08:37.007								
25	2	4:00.213 B	57.446	1:28.098	1:34.669	302.5	1:12:37.220								
37 Cool Racing Oreca 07 - Gibson LMP2								39 Graff Oreca 07 - Gibson LMP2							
1. Nicolas LAPIERRE								1. James ALLEN							
2. Antonin BORGA								2. Thomas LAURENT							
3. Alexandre COIGNY								3. Alexandre COUGNAUD							
1	1	2:00.338	49.884	36.880	33.574	209.7	2:00.338	1	2	2:03.938	52.532	36.669	34.737	200.0	2:03.938
2	1	1:37.971	31.725	33.597	32.649	285.7	3:38.309	2	2	1:38.029	31.554	32.939	33.536	294.3	3:41.967
3	1	1:48.369 B	31.585	32.867	43.917	290.3	5:26.678	3	2	1:35.828	30.940	32.518	32.370	307.7	5:17.795
4	1	4:15.925	3:09.211	34.536	32.178	204.2	9:42.603	4	2	1:38.276	31.994	33.178	33.104	262.8	6:56.071
5	1	1:35.436	31.010	32.265	32.161	307.7	11:18.039	5	2	1:36.765	30.993	33.235	32.537	307.7	8:32.836
6	1	1:35.874	31.177	32.836	31.861	308.6	12:53.913	6	2	1:40.460 B	31.154	32.300	37.006	305.1	10:13.296
7	1	1:36.734	30.932	32.288	33.514	307.7	14:30.647	7	2	3:17.454	2:11.310	33.556	32.588	237.4	13:30.750
8	1	1:38.103	31.027	34.000	33.076	307.7	16:08.750	8	2	1:38.506	31.852	34.314	32.340	303.4	15:09.256
9	1	1:43.759 B	31.078	32.162	40.519	305.9	17:52.509	9	2	1:37.134	32.011	32.823	32.300	303.4	16:46.390
10	1	6:07.172	5:02.284	32.625	32.263	237.4	23:59.681	10	2	1:42.404 B	31.560	32.805	38.039	301.7	18:28.794
11	1	1:36.189	31.220	32.481	32.488	305.1	25:35.870	11	2	2:24.388	1:19.308	32.738	32.342	230.3	20:53.182
12	1	1:35.595	31.133	32.415	32.047	307.7	27:11.465	12	2	1:36.513	31.373	32.915	32.225	303.4	22:29.695
13	1	1:47.510 B	33.922	33.710	39.878	308.6	28:58.975	13	2	1:36.091	31.119	32.697	32.275	304.2	24:05.786
14	2	5:53.931	4:46.000	34.184	33.747	231.3	34:52.906	14	2	1:42.870 B	31.365	32.929	38.576	305.1	25:48.656
15	2	1:37.267	31.459	33.284	32.524	300.0	36:30.173	15	1	2:47.186	1:37.724	34.968	34.494	234.3	28:35.842
16	2	1:37.257	31.288	33.418	32.551	304.2	38:07.430	16	1	1:38.166	31.587	33.948	32.631	296.7	30:14.008
17	2	1:38.522	31.221	33.734	33.567	302.5	39:45.952	17	1	1:39.566	31.572	34.518	33.476	301.7	31:53.574
18	2	1:36.563	31.272	32.809	32.482	305.1	41:22.515	18	1	1:36.927	31.526	32.940	32.461	298.3	33:30.501
19	2	1:38.384	31.492	33.902	32.990	300.0	43:00.899	19	1	1:37.204	31.527	33.206	32.471	298.3	35:07.705
20	2	2:43.075 B	31.317	39.029	1:32.729	305.1	45:43.974	20	1	1:43.602 B	31.464	33.603	38.535	300.8	36:51.307
21	3	12:32.674	...	36.406	36.047	220.0	58:16.648	21	1	7:55.136 B	6:17.194	34.901	1:03.041	236.8	44:46.443
22	3	1:42.511	32.685	34.659	35.167	291.9	59:59.159	22	1	13:59.660	...	35.354	34.453	224.5	58:46.103
								50 Richard Mille Racing Team Oreca 07 - Gibson LMP2							
								1. Tatiana CALDERON							
								2. Sophia FLÖRSCH							
								3. Beitske VISSER							
1	1	1:52.835	42.210	35.841	34.784	187.2	1:52.835	1	1	1:52.835	42.210	35.841	34.784	187.2	1:52.835
2	1	1:38.228	31.604	33.427	33.197	303.4	3:31.063	2	1	1:38.228	31.604	33.427	33.197	303.4	3:31.063
3	1	1:38.110	31.547	33.164	33.399	302.5	5:09.173	3	1	1:38.110	31.547	33.164	33.399	302.5	5:09.173
4	1	1:47.311 B	32.562	33.839	40.910	262.8	6:56.484	4	1	1:47.311 B	32.562	33.839	40.910	262.8	6:56.484
5	1	2:40.014	1:32.534	34.326	33.154	203.8	9:36.498	5	1	2:40.014	1:32.534	34.326	33.154	203.8	9:36.498
6	1	1:36.811	31.281	32.815	32.715	304.2	11:13.309	6	1	1:36.811	31.281	32.815	32.715	304.2	11:13.309
7	1	1:43.325	34.450	34.994	33.881	308.6	12:56.634	7	1	1:43.325	34.450	34.994	33.881	308.6	12:56.634
8	1	1:36.194	31.070	32.798	32.326	308.6	14:32.828	8	1	1:36.194	31.070	32.798	32.326	308.6	14:32.828
9	1	1:36.449	31.109	32.814	32.526	308.6	16:09.277	9	1	1:36.449	31.109	32.814	32.526	308.6	16:09.277
10	1	1:48.543 B	32.914	34.334	41.295	268.7	17:57.820	10	1	1:48.543 B	32.914	34.334	41.295	268.7	17:57.820
11	3	4:02.317	2:53.182	35.201	33.934	221.8	22:00.137	11	3	4:02.317	2:53.182	35.201	33.934	221.8	22:00.137
12	3	1:38.613	31.904	33.641	33.068	269.3	23:38.750	12	3	1:38.613	31.904	33.641	33.068	269.3	23:38.750
13	3	1:37.192	31.226	33.011	32.955	305.9	25:15.942	13	3	1:37.192	31.226	33.011	32.955	305.9	25:15.942

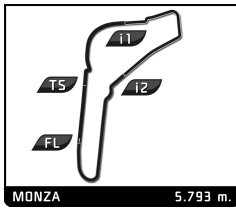


EUROPEAN LE MANS SERIES
4 Hours of Monza
Free Practice 2

Sector Analysis

Lap under Red Flag Invalidated Lap Personal Best Session Best Crossing the pit lane

Lap	D	Time	Sector 1	Sector 2	Sector 3	T. Spd	Elapsed	Lap	D	Time	Sector 1	Sector 2	Sector 3	T. Spd	Elapsed
14	3	1:37.860	31.071	33.706	33.083	307.7	26:53.802	5	2	1:52.117	34.813	39.110	38.194	272.0	9:49.446
15	3	1:41.212	31.544	35.826	33.842	306.8	28:35.014	6	2	1:49.089	34.860	37.017	37.212	268.0	11:38.535
16	3	1:44.025 B	31.470	33.069	39.486	306.8	30:19.039	7	2	1:48.814	34.791	36.789	37.234	268.7	13:27.349
17	3	9:50.326	8:41.888	34.016	34.422	235.8	40:09.365	8	2	1:54.161	34.594	36.746	42.821	269.3	15:21.510
18	3	1:39.413	31.494	34.099	33.820	305.1	41:48.778	9	2	1:50.243	35.620	37.129	37.494	230.8	17:11.753
19	3	1:42.752	31.379	35.537	35.836	307.7	43:31.530	10	2	1:48.133	34.703	36.402	37.028	270.0	18:59.886
20	3	3:36.681	42.358	1:21.739	1:32.584	266.7	47:08.211	11	2	1:59.384 B	34.914	37.275	47.195	268.0	20:59.270
21	3	4:26.737 B	1:26.935	1:22.521	1:37.281	79.8	51:34.948	12	3	3:56.510	2:34.744	39.636	42.130	169.3	24:55.780
22	3	7:02.973	5:50.732	37.189	35.052	221.8	58:37.921	13	3	1:48.725	34.576	36.698	37.451	269.3	26:44.505
23	3	1:40.267	32.408	34.337	33.522	282.7	1:00:18.188	14	3	1:48.228	34.467	36.553	37.208	269.3	28:32.733
24	3	1:39.060	31.533	34.243	33.284	305.9	1:01:57.248	15	3	1:53.926	34.565	39.070	40.291	270.7	30:26.659
25	3	1:39.355	31.328	33.760	34.267	308.6	1:03:36.603	16	3	1:47.838	34.318	36.337	37.183	270.7	32:14.497
26	3	1:39.011	31.215	34.429	33.367	307.7	1:05:15.614	17	3	2:01.032 B	35.199	38.239	47.594	250.0	34:15.529
27	3	1:47.293 B	31.807	34.428	41.058	302.5	1:07:02.907	18	3	9:42.290 B	8:09.848	41.078	51.364	134.7	43:57.819
28	2	5:12.221 B	2:07.569	1:29.939	1:34.713	205.3	1:12:15.128	19	3	14:36.717	...	38.471	38.554	178.5	58:34.536
55 Spirit of Race Ferrari 488 GTE Evo								66 JMW Motorsport Ferrari 488 GTE Evo							
1.Duncan CAMERON 3.Aaron SCOTT								1.Gunnar JEANNETTE 3.Finlay HUTCHISON							
2.Matthew GRIFFIN LMGTE								2.Rodrigo SALES LMGTE							
1	3	2:36.230	1:18.267	39.236	38.727	165.9	2:36.230	1	1	3:02.135	1:37.212	43.019	41.904	180.9	3:02.135
2	3	1:53.290	36.923	38.263	38.104	267.3	4:29.520	2	1	1:52.815	35.739	38.687	38.389	251.2	4:54.950
3	3	1:50.370	35.345	37.395	37.630	258.4	6:19.890	3	1	1:51.815	36.529	37.642	37.644	234.8	6:46.765
4	3	1:49.759	35.103	37.132	37.524	268.7	8:09.649	4	1	1:56.918	38.674	39.156	39.088	268.7	8:43.683
5	3	1:49.433	35.170	36.937	37.326	268.0	9:59.082	5	1	2:04.177 B	36.124	39.105	48.948	223.1	10:47.860
6	3	1:50.336	35.119	37.795	37.422	268.7	11:49.418	6	1	4:05.124	2:48.217	38.338	38.569	207.3	14:52.984
7	3	1:51.053	35.684	37.798	37.571	224.1	13:40.471	7	1	1:50.328	35.121	37.268	37.939	267.3	16:43.312
8	3	1:51.978	35.055	37.205	39.718	269.3	15:32.449	8	1	1:55.605	36.466	39.820	39.319	239.5	18:38.917
9	3	2:02.780 B	36.109	38.226	48.445	205.7	17:35.229	9	1	1:50.982	36.000	37.221	37.761	259.0	20:29.899
10	1	3:10.603	1:53.416	38.760	38.427	164.6	20:45.832	10	1	1:58.890 B	34.985	37.196	46.709	269.3	22:28.789
11	1	1:57.364	39.451	38.807	39.106	267.3	22:43.196	11	1	3:18.849	2:04.001	37.359	37.489	209.7	25:47.638
12	1	1:51.507	35.213	38.122	38.172	269.3	24:34.703	12	1	1:48.793	34.845	36.729	37.219	268.7	27:36.431
13	1	1:52.746	35.797	37.910	39.039	266.7	26:27.449	13	1	1:48.408	34.680	36.593	37.135	269.3	29:24.839
14	1	1:51.438	35.410	38.004	38.024	251.7	28:18.887	14	1	1:49.528	34.904	36.986	37.638	268.7	31:14.367
15	1	1:50.272	34.892	37.666	37.714	272.0	30:09.159	15	1	1:50.205	36.240	36.774	37.191	269.3	33:04.572
16	1	1:57.084 B	34.996	37.655	44.433	270.7	32:06.243	16	1	1:58.121 B	36.407	37.447	44.267	264.7	35:02.693
17	1	2:57.388	1:39.278	39.594	38.516	212.2	35:03.631	17	3	4:42.289	3:25.813	38.271	38.205	205.7	39:44.982
18	1	1:49.778	34.777	37.492	37.509	273.4	36:53.409	18	3	1:50.757	35.444	37.558	37.755	264.1	41:35.739
19	1	1:49.003	34.830	36.874	37.299	271.4	38:42.412	19	3	1:51.624	35.267	38.410	37.947	266.7	43:27.363
20	1	1:49.353	34.644	37.316	37.393	273.4	40:31.765	20	3	3:37.210	43.252	1:21.627	1:32.331	268.7	47:04.573
21	1	1:49.655	35.047	37.122	37.486	271.4	42:21.420	21	3	4:23.675 B	1:27.465	1:21.640	1:34.570	80.0	51:28.248
22	1	2:06.967 B	34.729	37.652	54.586	271.4	44:28.387	22	3	7:30.449	6:11.640	39.456	39.353	196.4	58:58.697
23	1	14:08.550	...	38.438	38.108	208.9	58:36.937	23	3	1:51.360	35.519	37.731	38.110	262.8	1:00:50.057
24	1	1:50.247	35.270	37.441	37.536	266.7	1:00:27.184	24	3	1:50.240	35.233	37.463	37.544	263.4	1:02:40.297
25	1	1:49.230	34.790	37.081	37.359	272.0	1:02:16.414	25	3	1:50.307	35.128	37.372	37.807	267.3	1:04:30.604
26	1	1:55.624 B	34.867	37.051	43.706	272.0	1:04:12.038	26	3	1:55.614 B	35.203	37.339	43.072	265.4	1:06:26.218
27	2	3:08.482	1:51.059	38.991	38.432	197.4	1:07:20.520	27	2	4:56.890 B	2:06.865	1:11.394	1:38.631	182.1	1:11:23.108
28	2	2:20.285 B	35.330	36.992	1:07.963	242.2	1:09:40.805	74 Kessel Racing Ferrari 488 GTE Evo							
60 Iron Lynx Ferrari 488 GTE Evo								1.Michael BRONISZEWSKI 3.Nicola CADEI							
1.Claudio SCHIAVONI 3.Andrea PICCINI								2.David PEREL LMGTE							
1	2	2:29.445	1:08.366	40.757	40.322	179.7	2:29.445								
2	2	1:49.699	35.156	36.970	37.573	268.7	4:19.144								
3	2	1:49.204	34.865	36.779	37.560	268.7	6:08.348								
4	2	1:48.981	34.971	36.757	37.253	268.7	7:57.329								



EUROPEAN LE MANS SERIES

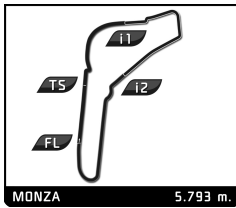
4 Hours of Monza

Free Practice 2

Sector Analysis

Lap under Red Flag Invalidated Lap Personal Best Session Best Crossing the pit lane

Lap	D	Time	Sector 1	Sector 2	Sector 3	T. Spd	Elapsed	Lap	D	Time	Sector 1	Sector 2	Sector 3	T. Spd	Elapsed
77 Proton Competition Porsche 911 RSR LMGTE 1.Christian RIED 3.Alessio PICARIELLO 2.Michele BERETTA															
1	2	2:32.162	1:11.802	40.810	39.550	171.2	2:32.162	1	2	2:32.162	1:11.802	40.810	39.550	171.2	2:32.162
2	2	1:49.703	35.121	37.243	37.339	268.7	4:21.865	2	2	1:49.703	35.121	37.243	37.339	268.7	4:21.865
3	2	1:48.977	34.825	36.934	37.218	270.0	6:10.842	3	2	1:48.977	34.825	36.934	37.218	270.0	6:10.842
4	2	1:49.523	35.015	37.147	37.361	270.7	8:00.365	4	2	1:49.523	35.015	37.147	37.361	270.7	8:00.365
5	2	1:49.984	34.815	37.414	37.755	270.7	9:50.349	5	2	1:49.984	34.815	37.414	37.755	270.7	9:50.349
6	2	1:48.608	34.573	36.808	37.227	272.0	11:38.957	6	2	1:48.608	34.573	36.808	37.227	272.0	11:38.957
7	2	1:57.777	36.153	38.279	43.345	270.7	13:36.734	7	2	1:57.777	36.153	38.279	43.345	270.7	13:36.734
8	2	1:54.962	34.848	36.998	43.116	272.0	15:31.696	8	2	1:54.962	34.848	36.998	43.116	272.0	15:31.696
9	1	3:15.057	1:58.883	38.244	37.930	210.9	18:46.753	9	1	3:15.057	1:58.883	38.244	37.930	210.9	18:46.753
10	1	1:55.981	39.485	38.524	37.972	269.3	20:42.734	10	1	1:55.981	39.485	38.524	37.972	269.3	20:42.734
11	1	1:49.618	34.884	37.284	37.450	270.0	22:32.352	11	1	1:49.618	34.884	37.284	37.450	270.0	22:32.352
12	1	1:49.539	34.758	37.240	37.541	269.3	24:21.891	12	1	1:49.539	34.758	37.240	37.541	269.3	24:21.891
13	1	1:49.359	34.750	37.243	37.366	268.0	26:11.250	13	1	1:49.359	34.750	37.243	37.366	268.0	26:11.250
14	1	1:49.520	34.716	37.193	37.611	268.7	28:00.770	14	1	1:49.520	34.716	37.193	37.611	268.7	28:00.770
15	1	1:49.267	34.868	37.116	37.283	270.0	29:50.037	15	1	1:49.267	34.868	37.116	37.283	270.0	29:50.037
16	1	1:57.483	34.789	37.390	45.304	268.7	31:47.520	16	1	1:57.483	34.789	37.390	45.304	268.7	31:47.520
17	3	2:50.323	1:36.173	36.975	37.175	210.9	34:37.843	17	3	2:50.323	1:36.173	36.975	37.175	210.9	34:37.843
18	3	1:49.748	35.243	36.546	37.959	269.3	36:27.591	18	3	1:49.748	35.243	36.546	37.959	269.3	36:27.591
19	3	1:48.212	34.607	36.554	37.051	270.7	38:15.803	19	3	1:48.212	34.607	36.554	37.051	270.7	38:15.803
20	3	1:48.888	34.763	37.144	36.981	270.0	40:04.691	20	3	1:48.888	34.763	37.144	36.981	270.0	40:04.691
21	3	1:48.070	34.566	36.646	36.858	269.3	41:52.761	21	3	1:48.070	34.566	36.646	36.858	269.3	41:52.761
22	3	1:58.040	34.382	40.107	43.551	270.7	43:50.801	22	3	1:58.040	34.382	40.107	43.551	270.7	43:50.801
23	3	14:52.655	...	37.574	37.369	211.8	58:43.456	23	3	14:52.655	...	37.574	37.369	211.8	58:43.456
24	3	1:55.973	34.703	37.799	43.471	271.4	1:00:39.429	24	3	1:55.973	34.703	37.799	43.471	271.4	1:00:39.429
25	3	3:02.717	1:41.200	40.531	40.986	211.4	1:03:42.146	25	3	3:02.717	1:41.200	40.531	40.986	211.4	1:03:42.146
26	3	1:47.378	34.263	36.579	36.536	272.7	1:05:29.524	26	3	1:47.378	34.263	36.579	36.536	272.7	1:05:29.524
27	3	1:49.189	34.564	37.048	37.577	275.5	1:07:18.713	27	3	1:49.189	34.564	37.048	37.577	275.5	1:07:18.713
28	3	2:05.643	34.731	36.502	54.410	270.7	1:09:24.356	28	3	2:05.643	34.731	36.502	54.410	270.7	1:09:24.356
83 Iron Lynx Ferrari 488 GTE Evo LMGTE 1.Manuela GOSTNER 3.Rahel FREY 2.Michelle GATTING															
1	3	2:35.349	1:16.154	39.727	39.468	190.8	2:35.349	1	3	2:35.349	1:16.154	39.727	39.468	190.8	2:35.349
2	3	1:48.936	34.630	36.806	37.500	272.7	4:24.285	2	3	1:48.936	34.630	36.806	37.500	272.7	4:24.285
3	3	1:50.346	34.617	36.919	38.810	273.4	6:14.631	3	3	1:50.346	34.617	36.919	38.810	273.4	6:14.631
4	3	1:49.277	34.740	36.958	37.579	272.7	8:03.908	4	3	1:49.277	34.740	36.958	37.579	272.7	8:03.908
5	3	1:55.478	34.558	36.779	44.141	274.1	9:59.386	5	3	1:55.478	34.558	36.779	44.141	274.1	9:59.386
6	3	7:35.147	6:13.085	38.810	43.252	84.9	17:34.533	6	3	7:35.147	6:13.085	38.810	43.252	84.9	17:34.533
7	3	1:47.785	34.303	36.589	36.893	273.4	19:22.318	7	3	1:47.785	34.303	36.589	36.893	273.4	19:22.318
8	3	1:47.470	34.302	36.199	36.969	274.8	21:09.788	8	3	1:47.470	34.302	36.199	36.969	274.8	21:09.788
9	3	1:53.933	38.876	37.661	37.396	274.8	23:03.721	9	3	1:53.933	38.876	37.661	37.396	274.8	23:03.721
10	3	1:47.833	34.342	36.470	37.021	274.1	24:51.554	10	3	1:47.833	34.342	36.470	37.021	274.1	24:51.554
11	3	1:54.502	34.343	36.469	43.690	274.1	26:46.056	11	3	1:54.502	34.343	36.469	43.690	274.1	26:46.056
12	1	3:45.309	2:27.094	38.897	39.318	198.9	30:31.365	12	1	3:45.309	2:27.094	38.897	39.318	198.9	30:31.365
13	1	1:52.062	34.984	38.126	38.952	272.0	32:23.427	13	1	1:52.062	34.984	38.126	38.952	272.0	32:23.427
14	1	1:51.405	35.098	37.832	38.475	266.0	34:14.832	14	1	1:51.405	35.098	37.832	38.475	266.0	34:14.832
15	1	1:51.174	35.304	37.684	38.186	268.0	36:06.006	15	1	1:51.174	35.304	37.684	38.186	268.0	36:06.006
16	1	1:50.364	35.022	37.220	38.122	268.0	37:56.370	16	1	1:50.364	35.022	37.220	38.122	268.0	37:56.370
17	1	1:50.245	34.844	37.391	38.010	270.0	39:46.615	17	1	1:50.245	34.844	37.391	38.010	270.0	39:46.615
18	1	1:49.741	34.749	37.265	37.727	273.4	41:36.356	18	1	1:49.741	34.749	37.265	37.727	273.4	41:36.356
19	1	1:53.455	34.893	40.373	38.189	266.7	43:29.811	19	1	1:53.455	34.893	40.373	38.189	266.7	43:29.811
20	1	3:38.102	43.746	1:21.773	1:32.583	270.7	47:07.913	20	1	3:38.102	43.746	1:21.773	1:32.583	270.7	47:07.913
21	1	4:26.152	1:26.871	1:22.325	1:36.956	79.6	51:34.065	21	1	4:26.152	1:26.871	1:22.325	1:36.956	79.6	51:34.065
22	2	8:19.091	6:50.460	46.825	41.806	176.5	59:53.156	22	2	8:19.091	6:50.460	46.825	41.806	176.5	59:53.156
23	2	1:55.178	36.187	39.592	39.399	231.8	1:01:48.334	23	2	1:55.178	36.187	39.592	39.399	231.8	1:01:48.334
24	2	1:50.679	35.443	37.281	37.955	223.6	1:03:39.013	24	2	1:50.679	35.443	37.281	37.955	223.6	1:03:39.013
25	2	1:50.046	35.068	37.164	37.814	254.1	1:05:29.059	25	2	1:50.046	35.068	37.164	37.814	254.1	1:05:29.059
26	2	1:50.694	35.706	37.092	37.896	270.7	1:07:19.753	26	2	1:50.694	35.706	37.092	37.896	270.7	1:07:19.753
27	2	2:08.100	34.991	36.757	56.352	270.7	1:09:27.853	27	2	2:08.100	34.991	36.757	56.352	270.7	1:09:27.853
93 Proton Competition Porsche 911 RSR LMGTE 1.Michael FASSBENDER 3.Richard LIETZ 2.Felipe LASER															
1	1	2:52.500	1:30.305	41.159	41.036	172.8	2:52.500	1	1	2:52.500	1:30.305	41.159	41.036	172.8	2:52.500
2	1	1:54.547	35.921	38.887	39.739	260.2	4:47.047	2	1	1:54.547	35.921	38.887	39.739	260.2	4:47.047
3	1	3:35.821	1:46.109	49.987	59.725	268.7	8:22.868	3	1	3:35.821	1:46.109	49.987	59.725	268.7	8:22.868
4	1	7:09.895	5:48.824	40.336	40.735	190.5	15:32.763	4	1	7:09.895	5:48.824	40.336	40.735	190.5	15:32.763
5	1	1:56.169	36.898	38.783	40.488	193.2	17:28.932	5	1	1:56.169	36.898	38.783	40.488	193.2	17:28.932
6	1	1:53.161	35.771	38.325	39.065	233.3	19:22.093	6	1	1:53.161	35.771	38.325	39.065	233.3	19:22.093
7	1	1:51.935	35.532	37.939	38.464	268.0	21:14.028	7	1	1:51.935	35.532	37.939	38.464	268.0	21:14.028
8	1	1:51.816	35.035	38.247	38.534	269.3	23:05.844	8	1	1:51.816	35.035	38.247	38.534	269.3	23:05.844
9	1	1:51.684	35.533	37.465	38.686	270.0	24:57.528	9	1	1:51.684	35.533	37.465	38.686	270.0	24:57.528
10	1	1:50.974	35.025	37.822	38.127	269.3	26:48.502	10	1	1:50.974	35.025	37.822	38.127	269.3	26:48.502
11	1	1:51.679	34.938	37.894	38.847	268.0	28:40.181	11	1	1:51.679	34.938	37.894	38.847	268.0	28:40.181
12	1	1:51.758	34.883	37.837	39.038	268.0	30:31.939	12	1	1:51.758	34.883	37.837	39.038	268.0	30:31.939
13	1	1:51.675	35.030	37.896	38.749	265.4	32:23.614	13	1</						



EUROPEAN LE MANS SERIES

4 Hours of Monza

Free Practice 2

Sector Analysis

MONZA 5.793 m.

Lap under Red Flag Invalidated Lap ■ Personal Best ■ Session Best **B** Crossing the pit lane

Lap	D	Time	Sector 1	Sector 2	Sector 3	T. Spd	Elapsed	Lap	D	Time	Sector 1	Sector 2	Sector 3	T. Spd	Elapsed
21	3	3:27.668	2:10.313	38.659	38.696	160.5	1:04:16.502								
22	3	1:47.318	34.325	36.464	36.529	272.0	1:06:03.820								
23	3	1:46.886	34.249	36.109	36.528	272.7	1:07:50.706								
24	3	3:27.492 B	34.373	1:13.010	1:40.109	270.7	1:11:18.198								