

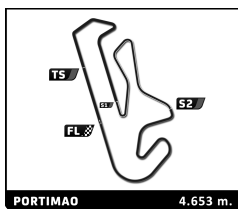
ELMS Collective Test Day
4 Hours of Portimao
Morning Test

Sector Analysis

Lap under Red Flag Invalidated Lap Personal Best Session Best Crossing the pit lane

Lap	D	Time	Sector 1	Sector 2	Sector 3	T. Spd	Elapsed	Lap	D	Time	Sector 1	Sector 2	Sector 3	T. Spd	Elapsed			
2		United Autosports					Ligier JS P320 - Nissan											
		1. Wayne BOYD		3. Robert WHELDON			LMP3											
		2. Tom GAMBLE																
1	2	2:05.654	52.227	34.542	38.885		2:05.654	7	1	1:39.688	31.537	32.086	36.065	268.0	30:25.681			
2	2	1:54.201 B	33.396	33.517	47.288	260.9	3:59.855	8	1	1:38.382	31.037	31.543	35.802	269.3	32:04.063			
3	2	21:17.807	...	33.140	37.725		25:17.662	9	1	1:39.533	31.091	32.122	36.320	270.0	33:43.596			
4	2	1:40.009	31.569	32.197	36.243	260.9	26:57.671	10	1	1:49.144 B	30.871	31.317	46.956	270.7	35:32.740			
5	2	1:39.430	31.262	31.587	36.581	272.0	28:37.101	11	1	11:57.086	...	37.639	40.488		47:29.826			
6	2	1:38.917	31.052	31.698	36.167	270.7	30:16.018	12	1	1:48.522	35.699	34.446	38.377	206.9	49:18.348			
7	2	1:40.104	31.082	31.516	37.506	273.4	31:56.122	13	1	1:45.853	34.878	33.795	37.180	265.4	51:04.201			
8	2	1:38.702	30.992	31.506	36.204	266.0	33:34.824	14	1	1:44.714	32.800	34.036	37.878	266.0	52:48.915			
9	2	1:45.427 B	30.886	31.358	43.183	270.0	35:20.251	15	1	1:50.237	36.788	35.412	38.037	266.0	54:39.152			
10	3	4:32.931	3:22.450	33.524	36.957		39:53.182	16	1	1:37.917	30.787	31.345	35.785	268.0	56:17.069			
11	3	1:40.657	31.779	32.337	36.541	270.0	41:33.839	17	1	1:39.355	31.934	31.593	35.828	268.0	57:56.424			
12	3	1:40.569	31.516	32.207	36.846	268.7	43:14.408	18	1	1:48.517	31.062	34.166	43.289	270.0	59:44.941			
13	3	1:39.705	31.661	31.777	36.267	269.3	44:54.113	19	1	1:37.797	30.746	31.174	35.877	269.3	1:01:22.738			
14	3	1:40.140	31.072	32.413	36.655	270.7	46:34.253	20	1	1:46.446 B	31.357	31.795	43.294	268.7	1:03:09.184			
15	3	1:39.770	31.346	31.941	36.483	270.0	48:14.023	21	3	18:33.613	...	36.580	40.265		1:21:42.797			
16	3	1:51.143 B	31.202	31.958	47.983	270.7	50:05.166	22	3	1:47.037	33.413	35.045	38.579	261.5	1:23:29.834			
17	1	3:35.331	2:25.134	33.448	36.749		53:40.497	23	3	1:47.482	34.510	34.188	38.784	263.4	1:25:17.316			
18	1	1:38.522	30.944	31.701	35.877	269.3	55:19.019	24	3	1:45.760	33.000	33.893	38.867	267.3	1:27:03.076			
19	1	1:38.654	30.821	31.436	36.397	269.3	56:57.673	25	3	1:45.929	32.497	34.293	39.139	263.4	1:28:49.005			
20	1	1:37.855	30.758	31.323	35.774	270.0	58:35.528	26	3	2:16.868 B	32.290	34.733	1:09.845	268.0	1:31:05.873			
21	1	1:37.857	30.578	31.235	36.044	270.7	1:00:13.385	27	3	5:51.058	4:39.077	33.656	38.325		1:36:56.931			
22	1	1:38.815	31.218	31.352	36.245	272.7	1:01:52.200	28	3	1:43.823	31.958	33.331	38.534	264.7	1:38:40.754			
23	1	1:45.752 B	30.756	31.208	43.788	264.1	1:03:37.952	29	3	1:48.196	35.391	35.169	37.636	266.7	1:40:28.950			
24	1	4:46.972	3:39.204	31.822	35.946		1:08:24.924	30	3	1:43.637	32.247	32.996	38.394	267.3	1:42:12.587			
25	1	1:37.354	30.456	30.985	35.913	270.0	1:10:02.278	31	3	1:44.812	32.129	34.270	38.413	267.3	1:43:57.399			
26	1	2:09.119 B	30.320	31.173	1:07.626	269.3	1:12:11.397	32	3	1:43.041	32.024	32.711	38.306	266.7	1:45:40.440			
27	1	7:34.385	6:24.862	31.846	37.677		1:19:45.782	33	3	1:44.721	32.661	33.068	38.992	262.8	1:47:25.161			
28	1	1:39.334	31.549	31.869	35.916	270.0	1:21:25.116	34	3	1:48.482	35.944	33.471	39.067	199.3	1:49:13.643			
29	1	1:37.601	30.545	31.289	35.767	266.7	1:23:02.717	35	3	1:42.644	32.081	33.171	37.392	266.7	1:50:56.287			
30	1	1:38.395	30.983	31.187	36.225	269.3	1:24:41.112	36	3	2:10.481 B	34.773	33.455	1:02.253	269.3	1:53:06.768			
31	1	1:36.986	30.377	31.183	35.426	274.1	1:26:18.098								4		DKR Engineering	
32	1	1:43.670 B	30.376	31.099	42.195	272.0	1:28:01.768			1. Laurents HERR		3. Wolfgang TRILLER			Duqueine M30 - D08 - Nissan			
33	1	10:15.449	9:07.333	32.592	35.524		1:38:17.217			2. Francois KIRMAN		LMP3						
34	1	1:36.598	30.364	30.805	35.429	270.0	1:39:53.815	1	1	2:00.505	45.101	35.406	39.998		2:00.505			
35	1	1:37.034	30.381	30.984	35.669	272.0	1:41:30.849	2	1	1:58.081 B	34.943	34.838	48.300	261.5	3:58.586			
36	1	1:36.953	30.685	30.951	35.317	270.7	1:43:07.802	3	1	20:49.852	...	33.259	38.218		24:48.438			
37	1	1:36.723	30.394	30.888	35.441	270.0	1:44:44.525	4	1	1:44.197	32.529	33.858	37.810	274.8	26:32.635			
38	1	1:46.870 B	30.964	31.761	44.145	273.4	1:46:31.395	5	1	1:41.534	31.808	32.722	37.004	273.4	28:14.169			
39	2	4:09.075	2:59.934	31.798	37.343		1:50:40.470	6	1	1:40.837	31.761	32.118	36.958	276.2	29:55.006			
40	2	1:38.383	30.903	31.478	36.002	266.7	1:52:18.853	7	1	1:40.948	32.472	31.920	36.556	277.6	31:35.954			
41	2	3:05.705 B	48.042	1:01.197	1:16.466		1:55:24.558	8	1	1:40.268	31.356	32.208	36.704	278.4	33:16.222			
3		United Autosports					Ligier JS P320 - Nissan											
		1. Duncan TAPPY		3. James MCGUIRE			LMP3											
		2. Andrew BENTLEY																
1	1	3:57.646	2:33.149	41.458	43.039		3:57.646	9	1	1:45.559 B	31.069	32.248	42.242	275.5	35:01.781			
2	1	1:55.061	37.611	37.706	39.744	183.7	5:52.707	10	2	6:20.189	5:07.710	33.842	38.637		41:21.970			
3	1	3:14.497 B	49.291	1:04.167	1:21.039	162.7	9:07.204	11	2	1:43.281	32.465	32.991	37.825	272.0	43:05.251			
4	1	16:03.759	...	36.314	39.343		25:10.963	12	2	1:43.412	32.228	32.813	38.371	273.4	44:48.663			
5	1	1:44.718	33.098	33.352	38.268	264.7	26:55.681	13	2	1:41.604	32.022	32.401	37.181	271.4	46:30.267			
6	1	1:50.312	36.740	35.997	37.575	259.6	28:45.993	14	2	1:40.709	31.520	32.119	37.070	275.5	48:10.976			
									15	2	1:51.255 B	31.644	33.020	46.591	275.5	50:02.231		
									16	2	3:54.440	2:42.458	34.022	37.960		53:56.671		
									17	2	1:45.706	32.234	35.419	38.053	272.0	55:42.377		
									18	2	1:41.837	32.344	32.119	37.374	272.0	57:24.214		
									19	2	1:41.042	31.674	32.092	37.276	276.2	59:05.256		
									20	2	1:40.465	31.652	31.774	37.039	275.5	1:00:45.721		





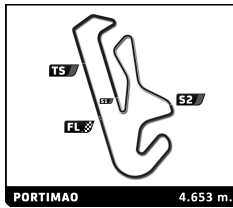
ELMS Collective Test Day
4 Hours of Portimao
Morning Test

Sector Analysis

PORTIMAO 4.653 m. ■ Lap under Red Flag ■ Invalidated Lap ■ Personal Best ■ Session Best ■ Crossing the pit lane

Lap	D	Time	Sector 1	Sector 2	Sector 3	T. Spd	Elapsed	Lap	D	Time	Sector 1	Sector 2	Sector 3	T. Spd	Elapsed
21	2	1:40.050	31.355	31.940	36.755	274.1	1:02:25.771	28	1	1:42.765	31.826	32.599	38.340	265.4	1:44:35.120
22	2	1:40.379	31.333	31.963	37.083	275.5	1:04:06.150	29	1	1:41.048	31.810	32.289	36.949	262.8	1:46:16.168
23	2	1:43.581	31.875	32.972	38.734	275.5	1:05:49.731	30	1	1:50.883 B	31.759	34.245	44.879	269.3	1:48:07.051
24	2	1:40.266	31.592	32.059	36.615	272.7	1:07:29.997	31	2	3:15.685	2:04.340	33.559	37.786		1:51:22.736
25	2	1:41.140	31.212	32.394	37.534	276.2	1:09:11.137	32	2	2:12.480 B	32.239	33.585	1:06.656	262.8	1:53:35.216
26	2	1:39.503	31.136	31.796	36.571	276.2	1:10:50.640	7 Nielsen Racing 1. Anthony WELLS 2. Colin NOBLE <small>Duqueine M30 - D08 - Nissan</small> LMP3							
27	2	3:06.454 B	49.630	1:00.900	1:15.924	277.6	1:13:57.094								
28	3	7:57.546	6:36.186	38.854	42.506		1:21:54.640	1	1	2:31.650 B	1:06.199	37.151	48.300		2:31.650
29	3	1:49.482	33.892	34.483	41.107	264.7	1:23:44.122	2	1	21:46.641	...	35.530	40.082		24:18.291
30	3	1:47.664	33.841	34.402	39.421	267.3	1:25:31.786	3	1	1:47.313	34.057	34.704	38.552	261.5	26:05.604
31	3	1:46.643	34.246	33.871	38.526	268.0	1:27:18.429	4	1	1:45.488	33.164	33.731	38.593	265.4	27:51.092
32	3	1:45.253	33.757	33.479	38.017	274.8	1:29:03.682	5	1	1:44.090	32.915	33.262	37.913	266.7	29:35.182
33	3	2:22.352 B	31.953	33.763	1:16.636	270.7	1:31:26.034	6	1	1:45.715	33.226	34.539	37.950	266.7	31:20.897
34	3	5:57.381	4:44.035	33.991	39.355		1:37:23.415	7	1	1:43.099	32.537	33.234	37.328	268.0	33:03.996
35	3	1:50.011	32.329	34.934	42.748	271.4	1:39:13.426	8	1	1:51.869 B	32.293	34.272	45.304	268.0	34:55.865
36	3	1:43.612	32.048	33.409	38.155	270.7	1:40:57.038	9	1	5:08.652	3:55.905	33.949	38.798		40:04.517
37	3	1:41.582	31.459	32.281	37.842	272.7	1:42:38.620	10	1	1:42.064	31.970	32.800	37.294	268.0	41:46.581
38	3	1:42.618	31.759	32.795	38.064	273.4	1:44:21.238	11	1	1:42.127	32.069	32.506	37.552	269.3	43:28.708
39	3	1:43.542	31.669	32.590	39.283	272.0	1:46:04.780	12	1	1:42.255	31.809	32.792	37.654	270.7	45:10.963
40	3	1:48.296	36.617	33.095	38.584	272.7	1:47:53.076	13	1	1:49.785 B	32.138	32.741	44.906	270.0	47:00.748
41	3	1:45.397	32.423	33.095	39.879	261.5	1:49:38.473	14	2	3:40.536	2:29.047	33.003	38.486		50:41.284
42	3	1:45.104	33.541	33.948	37.615	272.0	1:51:23.577	15	2	1:42.219	32.235	32.588	37.396	270.7	52:23.503
43	3	2:18.928 B	32.251	33.482	1:13.195	272.7	1:53:42.505	16	2	1:42.583	31.858	33.287	37.438	270.0	54:06.086
5 Graff 1. Eric TROUILLET 2. Sébastien PAGE <small>Duqueine M30 - D08 - Nissan</small> LMP3								17	2	1:41.462	31.575	31.928	37.959	270.0	55:47.548
								18	2	1:40.362	31.593	32.107	36.662	265.4	57:27.910
1	2	36:11.123	...	37.496	42.280		36:11.123	19	2	1:39.861	31.234	32.122	36.505	272.7	59:07.771
2	2	1:52.523	35.108	35.269	42.146	243.8	38:03.646	20	2	1:39.779	31.170	31.951	36.658	274.1	1:00:47.550
3	2	1:55.766 B	33.788	34.453	47.525	258.4	39:59.412	21	2	1:39.047	31.019	31.613	36.415	272.7	1:02:26.597
4	2	3:24.139	2:11.995	33.857	38.287		43:23.551	22	2	1:43.488	31.115	34.495	37.878	273.4	1:04:10.085
5	2	1:44.202	32.637	33.580	37.985	264.7	45:07.753	23	2	1:49.967 B	31.549	32.776	45.642	271.4	1:06:00.052
6	2	1:43.157	32.333	32.881	37.943	264.1	46:50.910	24	1	13:39.479	...	34.112	37.666		1:19:39.531
7	2	1:43.350	32.402	33.047	37.901	265.4	48:34.260	25	1	1:45.528	33.491	34.217	37.820	268.7	1:21:25.059
8	2	1:43.097	32.342	32.784	37.971	266.7	50:17.357	26	1	1:42.684	32.536	32.744	37.404	254.1	1:23:07.743
9	2	1:42.885	32.273	32.490	38.122	266.7	52:00.242	27	1	1:43.295	33.379	32.692	37.224	273.4	1:24:51.038
10	2	1:47.009	33.741	34.908	38.360	268.0	53:47.251	28	1	1:42.623	31.800	33.073	37.750	272.7	1:26:33.661
11	2	1:42.493	32.342	32.283	37.868	264.7	55:29.744	29	1	1:43.733	32.199	33.599	37.935	270.7	1:28:17.394
12	2	1:44.730	34.233	32.928	37.569	266.7	57:14.474	30	1	1:41.435	31.876	32.326	37.233	269.3	1:29:58.829
13	2	1:51.553 B	32.448	33.572	45.533	265.4	59:06.027	31	1	3:08.465 B	50.242	1:01.766	1:16.457	272.7	1:33:07.294
14	1	4:09.071	2:51.125	36.919	41.027		1:03:15.098	32	1	4:05.594	2:53.941	32.890	38.763		1:37:12.888
15	1	1:49.127	34.158	35.238	39.731	225.9	1:05:04.225	33	1	1:50.460 B	32.143	33.400	44.917	265.4	1:39:03.348
16	1	1:44.529	32.667	33.332	38.530	262.8	1:06:48.754	34	2	3:06.157	1:55.258	34.005	36.894		1:42:09.505
17	1	1:42.482	32.273	32.751	37.458	263.4	1:08:31.236	35	2	1:38.943	31.194	31.418	36.331	274.1	1:43:48.448
18	1	1:43.548	32.112	33.856	37.580	266.7	1:10:14.784	36	2	1:39.899	32.119	31.552	36.228	275.5	1:45:28.347
19	1	2:07.007 B	31.538	33.399	1:02.070	266.7	1:12:21.791	37	2	1:38.809	30.980	31.543	36.286	276.2	1:47:07.156
20	1	9:08.406	7:54.593	35.151	38.662		1:21:30.197	38	2	1:39.019	30.965	31.527	36.527	274.8	1:48:46.175
21	1	1:42.289	31.920	33.224	37.145	265.4	1:23:12.486	39	2	1:38.649	30.897	31.534	36.218	273.4	1:50:24.824
22	1	1:43.763	31.914	33.703	38.146	268.0	1:24:56.249	40	2	1:47.612 B	31.124	32.322	44.166	276.2	1:52:12.436
23	1	1:43.000	32.779	32.474	37.747	269.3	1:26:39.249	8 Realteam Racing 1. Esteban GARCIA 2. David DROUX <small>Ligier JS P320 - Nissan</small> LMP3							
24	1	1:41.203	31.573	32.412	37.218	268.7	1:28:20.452								
25	1	1:42.323	31.451	33.638	37.234	270.7	1:30:02.775	1	2	25:13.541	...	32.818	37.353		25:13.541
26	1	3:12.551 B	54.244	1:00.941	1:17.366	205.7	1:33:15.326	2	2	1:49.851 B	32.161	33.639	44.051	260.9	27:03.392
27	1	9:37.029	8:23.845	35.000	38.184		1:42:52.355								





ELMS Collective Test Day

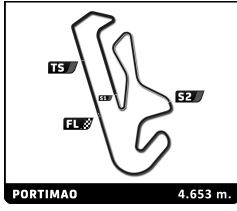
4 Hours of Portimao

Morning Test

Sector Analysis

Lap under Red Flag													Invalidated Lap	Personal Best	Session Best	B Crossing the pit lane				
Lap	D	Time	Sector 1	Sector 2	Sector 3	T. Spd	Elapsed	Lap	D	Time	Sector 1	Sector 2	Sector 3	T. Spd	Elapsed					
3	2	4:09.385 B	2:54.137	32.380	42.868		31:12.777	26	1	1:39.611	31.350	32.142	36.119	264.1	1:22:10.879					
4	2	2:44.720	1:35.535	32.010	37.175		33:57.497	27	1	1:38.849	31.100	31.512	36.237	265.4	1:23:49.728					
5	2	1:38.240	30.928	31.351	35.961	271.4	35:35.737	28	1	1:39.725	31.056	31.860	36.809	265.4	1:25:29.453					
6	2	1:38.724	30.960	31.650	36.114	273.4	37:14.461	29	1	1:47.493 B	31.132	32.272	44.089	266.7	1:27:16.946					
7	2	1:38.342	30.778	31.559	36.005	272.7	38:52.803	30	1	9:32.790	8:24.861	31.824	36.105		1:36:49.736					
8	2	1:37.813	30.679	31.224	35.910	273.4	40:30.616	31	1	1:47.351 B	31.154	31.901	44.296	268.0	1:38:37.087					
9	2	1:48.156 B	31.077	32.292	44.787	274.8	42:18.772	32	3	3:05.945	1:56.003	33.196	36.746		1:41:43.032					
10	2	9:33.108	8:23.194	33.589	36.325		51:51.880	33	3	1:39.302	31.267	31.658	36.377	269.3	1:43:22.334					
11	2	1:38.331	31.136	31.309	35.886	270.7	53:30.211	34	3	1:46.471 B	31.621	31.673	43.177	269.3	1:45:08.805					
12	2	1:38.363	30.748	31.732	35.883	270.7	55:08.574	35	3	3:09.310	2:00.288	31.982	37.400		1:48:18.115					
13	2	1:37.542	30.704	31.110	35.728	272.0	56:46.116	36	3	1:39.523	31.634	31.596	36.293	268.0	1:49:57.638					
14	2	1:46.619 B	30.915	31.423	44.281	276.2	58:32.735	37	3	1:41.644	31.306	31.767	38.571	269.3	1:51:39.282					
15	2	4:47.813	3:40.459	31.598	35.756		1:03:20.548	38	3	2:23.602 B	33.362	34.693	1:15.547	261.5	1:54:02.884					
16	2	1:45.367 B	30.735	32.522	42.110	272.7	1:05:05.915	10 Nielsen Racing 1. Rob HODES 2. Garrett GRIST 3. Charles CREWS Duqueine M30 - D08 - Nissan LMP3												
17	2	17:55.806	...	31.853	36.730		1:23:01.721	1	2	2:12.751 B	45.330	38.701	48.720		2:12.751					
18	2	1:40.045	31.230	31.594	37.221	267.3	1:24:41.766	2	2	20:53.458	...	34.619	38.666		23:06.209					
19	2	1:38.244	31.024	31.527	35.693	270.0	1:26:20.010	3	2	1:45.694	33.676	33.160	38.858	257.1	24:51.903					
20	2	1:38.448	30.751	31.641	36.056	271.4	1:27:58.458	4	2	1:44.505	32.961	33.421	38.123	264.7	26:36.408					
21	2	1:43.786 B	30.786	31.921	41.079	270.7	1:29:42.244	5	2	1:46.382	33.826	33.920	38.636	269.3	28:22.790					
22	2	8:15.597	7:07.285	32.044	36.268		1:37:57.841	6	2	1:50.043 B	32.113	32.300	45.630	266.0	30:12.833					
23	2	1:39.814	30.627	32.279	36.908	274.8	1:39:37.655	7	2	7:34.478	6:24.806	32.313	37.359		37:47.311					
24	2	1:38.660	30.510	31.132	37.018	274.8	1:41:16.315	8	2	1:40.470	31.746	31.948	36.776	264.1	39:27.781					
25	2	1:37.292	30.527	31.063	35.702	274.1	1:42:53.607	9	2	1:41.277	31.650	32.958	36.669	265.4	41:09.058					
26	2	1:47.263 B	30.951	32.468	43.844	274.1	1:44:40.870	10	2	1:39.525	31.413	31.651	36.461	266.7	42:48.583					
27	2	8:47.634 B	7:06.087	31.249	1:10.298		1:53:28.504	11	2	1:48.103 B	31.320	31.507	45.276	268.0	44:36.686					
9 Graff 1. Vincent CAPILLAIRE 2. Arnold ROBIN Ligier JS P320 - Nissan LMP3													12	3	3:53.659	2:39.896	34.793	38.970		48:30.345
1	3	4:55.284	3:37.474	36.826	40.984		4:55.284	13	3	1:45.117	33.371	33.508	38.238	263.4	50:15.462					
2	3	2:50.852 B	35.292	59.233	1:16.327	246.0	7:46.136	14	3	1:43.333	32.484	32.974	37.875	264.7	51:58.795					
3	3	17:18.377	...	34.184	38.842		25:04.513	15	3	1:44.305	32.975	33.602	37.728	269.3	53:43.100					
4	3	1:45.730	32.608	34.974	38.148	260.2	26:50.243	16	3	1:42.842	32.395	32.275	38.172	265.4	55:25.942					
5	3	1:42.716	32.451	32.694	37.571	260.2	28:32.959	17	3	1:41.479	31.632	32.075	37.772	264.7	57:07.421					
6	3	1:42.864	31.775	32.821	38.268	262.8	30:15.823	18	3	1:40.879	31.438	32.325	37.116	264.7	58:48.300					
7	3	1:44.002	32.048	33.982	37.972	264.1	31:59.825	19	3	1:40.435	31.335	32.026	37.074	265.4	1:00:28.735					
8	3	1:41.295	31.801	32.202	37.292	264.1	33:41.120	20	3	1:40.260	31.689	32.067	36.504	262.8	1:02:08.995					
9	3	1:40.895	31.590	32.166	37.139	264.7	35:22.015	21	3	1:47.004 B	31.683	31.934	43.387	270.0	1:03:55.999					
10	3	1:46.636 B	31.653	31.981	43.002	264.7	37:08.651	22	1	4:47.216	3:31.343	35.913	39.960		1:08:43.215					
11	2	4:07.778	2:48.922	38.988	39.868		41:16.429	23	1	1:45.059	32.885	33.602	38.572	260.9	1:10:28.274					
12	2	1:45.672	33.605	33.164	38.903	263.4	43:02.101	24	1	2:21.927 B	32.918	38.214	1:10.795	259.0	1:12:50.201					
13	2	1:41.911	32.383	32.343	37.185	261.5	44:44.012	25	1	12:07.989	...	35.029	40.855		1:24:58.190					
14	2	1:41.321	31.736	32.510	37.075	265.4	46:25.333	26	1	1:48.425	36.541	33.922	37.962	260.2	1:26:46.615					
15	2	1:40.622	31.659	32.038	36.925	266.0	48:05.955	27	1	1:46.512	34.045	34.597	37.870	261.5	1:28:33.127					
16	2	1:43.673	32.813	33.020	37.840	266.7	49:49.628	28	1	1:46.758	32.257	32.990	41.511	263.4	1:30:19.885					
17	2	1:40.553	31.598	31.790	37.165	264.1	51:30.181	29	1	3:11.304 B	51.795	1:03.545	1:15.964	133.0	1:33:31.189					
18	2	1:50.490 B	32.697	32.352	45.441	265.4	53:20.671	30	1	3:50.099	2:37.346	34.644	38.109		1:37:21.288					
19	1	7:49.840	6:35.038	34.371	40.431		1:01:10.511	31	1	1:47.047	33.593	35.491	37.963	262.8	1:39:08.335					
20	1	1:42.002	33.151	32.019	36.832	261.5	1:02:52.513	32	1	1:45.089	33.419	33.795	37.875	266.0	1:40:53.424					
21	1	1:40.743	31.509	32.469	36.765	263.4	1:04:33.256	33	1	1:41.980	31.951	32.897	37.132	264.7	1:42:35.404					
22	1	1:39.522	31.640	31.414	36.468	265.4	1:06:12.778	34	1	1:44.549	32.183	33.059	39.307	264.7	1:44:19.953					
23	1	1:38.814	31.129	31.381	36.304	264.7	1:07:51.592	35	1	1:42.689	32.203	32.777	37.709	264.1	1:46:02.642					
24	1	1:49.430 B	31.429	33.103	44.898	265.4	1:09:41.022	36	1	1:53.408 B	33.907	33.426	46.075	265.4	1:47:56.050					
25	1	10:50.246	9:41.297	32.146	36.803		1:20:31.268	37	3	3:33.956	2:23.644	33.258	37.054		1:51:30.006					





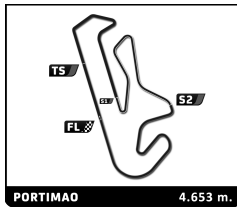
ELMS Collective Test Day
4 Hours of Portimao
Morning Test
Sector Analysis

4.653 m.

Lap under Red Flag Invalidated Lap Personal Best Session Best Crossing the pit lane

Lap	D	Time	Sector 1	Sector 2	Sector 3	T. Spd	Elapsed	Lap	D	Time	Sector 1	Sector 2	Sector 3	T. Spd	Elapsed
19	1	1:39.335	31.618	31.350	36.367	269.3	1:01:11.318	2	1	1:38.021	31.693	30.912	35.416	291.9	3:39.594
20	1	1:39.183	31.536	31.043	36.604	273.4	1:02:50.501	3	1	1:33.814	29.551	30.270	33.993	296.7	5:13.408
21	1	1:39.046	31.355	31.486	36.205	273.4	1:04:29.547	4	1	2:35.800 B	28.790	49.762	1:17.248	298.3	7:49.208
22	1	1:38.460	30.772	31.279	36.409	271.4	1:06:08.007	5	1	15:53.567	...	31.571	35.887	...	23:42.775
23	1	1:39.479	31.014	31.831	36.634	272.7	1:07:47.486	6	1	1:35.459	29.647	30.112	35.700	294.3	25:18.234
24	1	1:38.809	30.881	31.772	36.156	272.7	1:09:26.295	7	1	1:34.718	28.730	30.979	35.009	297.5	26:52.952
25	1	1:45.951 B	30.625	31.312	44.014	272.0	1:11:12.246	8	1	1:33.003	29.185	29.535	34.283	298.3	28:25.955
26	3	9:16.825	8:03.258	34.729	38.838	...	1:20:29.071	9	1	1:37.580	30.398	31.062	36.120	298.3	30:03.535
27	3	1:44.906	32.683	34.059	38.164	265.4	1:22:13.977	10	1	1:32.744	28.622	29.845	34.277	297.5	31:36.279
28	3	1:42.895	31.865	33.316	37.714	268.0	1:23:56.872	11	1	1:44.186B	29.627	30.777	43.782	298.3	33:20.465
29	3	1:42.646	31.283	32.253	39.110	270.7	1:25:39.518	12	1	9:51.891	8:46.396	30.663	34.832	...	43:12.356
30	3	2:00.264	50.120	32.972	37.172	271.4	1:27:39.782	13	1	1:34.641	28.862	29.761	36.018	296.7	44:46.997
31	3	1:41.054	31.467	31.923	37.664	268.7	1:29:20.836	14	1	1:34.440	29.204	30.321	34.915	296.7	46:21.437
32	3	2:08.234 B	32.024	36.329	59.881	268.7	1:31:29.070	15	1	1:42.918B	29.253	30.696	42.969	297.5	48:04.355
33	3	6:17.020	5:07.678	32.351	36.991	...	1:37:46.090	16	1	9:12.352	8:04.498	31.149	36.705	...	57:16.707
34	3	1:40.453	31.482	32.628	36.343	270.7	1:39:26.543	17	1	1:35.444	29.846	30.291	35.307	289.5	58:52.151
35	3	1:41.660	31.148	32.694	37.818	272.0	1:41:08.203	18	1	1:42.849B	29.611	30.498	42.740	296.7	1:00:35.000
36	3	1:40.387	31.431	32.031	36.925	270.0	1:42:48.590	19	1	9:37.082	8:27.185	33.473	36.424	...	1:10:12.082
37	3	1:39.444	31.233	31.499	36.712	272.0	1:44:28.034	20	1	2:27.394 B	28.145	43.704	1:15.545	295.9	1:12:39.476
38	3	1:44.080	31.255	32.169	40.656	272.0	1:46:12.114	21	2	7:33.159	6:26.874	31.371	34.914	...	1:20:12.635
39	3	1:41.122	31.187	33.396	36.539	266.7	1:47:53.236	22	2	1:34.999	29.215	30.769	35.015	294.3	1:21:47.634
40	3	1:40.725	31.075	31.578	38.072	274.1	1:49:33.961	23	2	1:34.739	29.492	30.922	34.325	294.3	1:23:22.373
41	3	1:39.195	31.217	31.503	36.475	270.0	1:51:13.156	24	2	1:36.647	29.398	31.313	35.936	297.5	1:24:59.020
42	3	2:13.636 B	31.375	32.604	1:09.657	272.0	1:53:26.792	25	2	1:50.480	44.929	30.994	34.557	283.5	1:26:49.500
16 BHK Motorsport Ligier JS P320 - Nissan								22 United Autosports Oreca 07 - Gibson							
1. Tom CLOET LMP3								1. Philip HANSON LMP2							
2. Julius ADMOVICIUS 3. Alex FONTANA								2. Filipe ALBUQUERQUE							
1	1	29:17.173	...	42.201	42.892	...	29:17.173	1	1	3:55.133	2:45.106	33.339	36.688	...	3:55.133
2	1	1:58.369	39.760	38.512	40.097	191.2	31:15.542	2	1	1:45.726B	31.299	31.821	42.606	293.5	5:40.859
3	1	2:02.441	40.173	39.068	43.200	201.5	33:17.983	3	1	21:48.918	...	32.737	36.603	...	27:29.777
4	1	1:53.948	40.495	36.139	37.314	233.3	35:11.931	4	1	1:34.698	29.579	31.229	33.890	297.5	29:04.475
5	1	1:43.855	33.450	32.810	37.595	244.3	36:55.786	5	1	1:33.866	29.476	30.600	33.790	300.0	30:38.341
6	1	2:00.345B	36.195	34.997	49.153	250.0	38:56.131	6	1	1:33.032	28.937	29.922	34.173	300.0	32:11.373
7	3	9:34.301	8:23.781	32.727	37.793	...	48:30.432	7	1	1:33.604	28.930	29.699	34.975	300.8	33:44.977
8	3	1:41.871	32.489	32.280	37.102	261.5	50:12.303	8	1	1:44.302B	30.179	31.250	42.873	299.2	35:29.279
9	3	1:40.649	31.890	32.124	36.635	264.7	51:52.952	9	1	8:53.282	7:45.359	32.951	34.972	...	44:22.561
10	3	1:39.623	31.602	31.778	36.243	265.4	53:32.575	10	1	1:33.225	29.144	29.965	34.116	298.3	45:55.786
11	3	1:39.644	31.261	31.643	36.740	267.3	55:12.219	11	1	1:43.542B	29.209	30.013	44.320	300.8	47:39.328
12	3	1:49.132B	32.177	32.846	44.109	269.3	57:01.351	12	1	10:11.783	9:06.674	30.543	34.566	...	57:51.111
13	1	11:27.578	...	37.177	40.675	...	1:08:28.929								
14	1	1:47.860	33.566	35.138	39.156	260.2	1:10:16.789								
15	1	2:30.295 B	32.622	41.547	1:16.126	259.0	1:12:47.084								
16	1	27:32.904	...	34.644	39.421	...	1:40:19.988								
17	1	1:44.537	32.738	33.248	38.551	260.2	1:42:04.525								
18	1	1:43.389	32.562	33.410	37.417	260.2	1:43:47.914								
19	1	1:43.834	33.399	32.784	37.651	262.8	1:45:31.748								
20	1	1:42.090	32.018	32.882	37.190	262.8	1:47:13.838								
21	1	1:41.942	32.020	32.899	37.023	265.4	1:48:55.780								
22	1	1:41.800	32.331	32.391	37.078	263.4	1:50:37.580								
20 High Class Racing Oreca 07 - Gibson								22 United Autosports Oreca 07 - Gibson							
1. Anders FJORBACH LMP2								1. Philip HANSON LMP2							
2. Dennis ANDERSEN								2. Filipe ALBUQUERQUE							
1	1	2:01.573	49.448	34.761	37.364	...	2:01.573								





ELMS Collective Test Day
4 Hours of Portimao
Morning Test


Sector Analysis

Lap under Red Flag											Invalidated Lap											Personal Best											Session Best											B Crossing the pit lane																																																																																																																																																																																																																																																																																																																																																																																																																														
Lap	D	Time	Sector 1	Sector 2	Sector 3	T. Spd	Elapsed	Lap	D	Time	Sector 1	Sector 2	Sector 3	T. Spd	Elapsed	Lap	D	Time	Sector 1	Sector 2	Sector 3	T. Spd	Elapsed	Lap	D	Time	Sector 1	Sector 2	Sector 3	T. Spd	Elapsed	Lap	D	Time	Sector 1	Sector 2	Sector 3	T. Spd	Elapsed																																																																																																																																																																																																																																																																																																																																																																																																																																			
13	1	1:31.782	29.170	29.536	33.076	300.8	59:22.893	32	2	1:39.038	29.030	29.934	40.074	291.9	1:27:08.328	5	1	1:31.782	29.170	29.536	33.076	300.8	59:22.893	33	2	10:35.841	9:30.464	31.073	34.304	1:37:44.169	6	1	1:33.237	28.527	29.823	34.887	300.8	1:02:32.751	34	2	1:31.258	28.462	29.099	33.697	292.7	1:39:15.427	7	1	1:35.371	28.731	30.801	35.839	302.5	1:04:08.122	35	2	1:35.649	30.180	30.816	34.653	292.7	1:40:51.076	8	1	1:45.454	30.259	30.881	44.314	300.8	1:05:53.576	36	2	1:42.118	30.287	29.896	41.935	292.7	1:42:33.194	9	1	1:40.886	28.899	30.759	41.228	299.2	1:46:47.526	37	2	12:04.902	9:51.442	57.241	1:16.219	1:54:38.096	10	1	1:34.214	28.842	30.476	34.896	298.3	1:22:11.230	38	2	1:30.213	28.187	28.969	33.057	302.5	1:52:22.289	11	1	1:31.681	28.514	29.384	33.783	300.0	1:23:42.911	39	2	1:30.413	28.754	42.200	59.763	302.5	1:30:37.169	12	1	1:34.006	28.669	29.999	35.338	299.2	1:25:16.917	40	2	1:30.413	28.754	42.200	59.763	302.5	1:30:37.169	13	1	1:37.677	29.067	30.615	37.995	300.0	1:26:54.594	41	2	1:31.858	28.208	30.226	33.424	300.8	1:28:26.452	14	1	1:30.213	28.187	28.969	33.057	302.5	1:52:22.289	42	2	2:10.717	28.754	42.200	59.763	302.5	1:30:37.169	15	1	1:31.858	28.208	30.226	33.424	300.8	1:28:26.452	43	2	1:31.070	28.499	29.256	33.315	297.5	1:43:33.336	16	1	1:35.371	28.731	30.801	35.839	302.5	1:04:08.122	44	2	1:33.304	29.227	29.677	34.400	300.8	1:45:06.640	17	1	1:45.454	30.259	30.881	44.314	300.8	1:05:53.576	45	2	1:40.886	28.899	30.759	41.228	299.2	1:46:47.526	18	2	14:43.440	...	31.195	34.846	1:20:37.016	46	2	1:40.886	28.899	30.759	41.228	299.2	1:46:47.526	19	2	1:34.214	28.842	30.476	34.896	298.3	1:22:11.230	47	2	1:40.886	28.899	30.759	41.228	299.2	1:46:47.526	20	2	1:31.681	28.514	29.384	33.783	300.0	1:23:42.911	48	2	1:40.886	28.899	30.759	41.228	299.2	1:46:47.526	21	2	1:34.006	28.669	29.999	35.338	299.2	1:25:16.917	49	2	1:40.886	28.899	30.759	41.228	299.2	1:46:47.526	22	2	1:37.677	29.067	30.615	37.995	300.0	1:26:54.594	50	2	1:40.886	28.899	30.759	41.228	299.2	1:46:47.526	23	2	1:31.858	28.208	30.226	33.424	300.8	1:28:26.452	51	2	1:40.886	28.899	30.759	41.228	299.2	1:46:47.526	24	2	2:10.717	28.754	42.200	59.763	302.5	1:30:37.169	52	2	1:40.886	28.899	30.759	41.228	299.2	1:46:47.526	25	2	11:25.097	...	43.503	35.715	1:42:02.266	53	2	1:40.886	28.899	30.759	41.228	299.2	1:46:47.526	26	2	1:31.070	28.499	29.256	33.315	297.5	1:43:33.336	54	2	1:40.886	28.899	30.759	41.228	299.2	1:46:47.526	27	2	1:33.304	29.227	29.677	34.400	300.8	1:45:06.640	55	2	1:40.886	28.899	30.759	41.228	299.2	1:46:47.526	28	2	1:40.886	28.899	30.759	41.228	299.2	1:46:47.526	56	2	1:40.886	28.899	30.759	41.228	299.2	1:46:47.526	29	2	4:04.550	3:00.433	30.273	33.844	1:50:52.076	57	2	1:40.886	28.899	30.759	41.228	299.2	1:46:47.526	30	2	1:30.213	28.187	28.969	33.057	302.5	1:52:22.289	58	2	1:40.886	28.899	30.759	41.228	299.2	1:46:47.526	31	2	3:04.153	46.915	1:01.586	1:15.652	305.1	1:55:26.442	59	2	1:40.886	28.899	30.759	41.228	299.2	1:46:47.526	32	2	1:32.537	28.782	29.157	34.598	292.7	1:25:29.290	60	2	1:32.537	28.782	29.157	34.598	292.7	1:25:29.290

24 Algarve Pro Racing
1. Henning ENQVIST
2. Loic DUVAL
3. Jon LANCASTER
Oreca 07 - Gibson LMP2

26 G-Drive Racing
1. Roman RUSINOV
2. Mikkel JENSEN
3. Nyck DE VRIES
Aurus 01 - Gibson LMP2



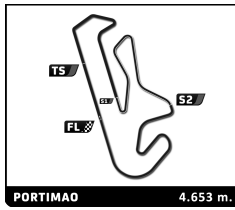


ELMS Collective Test Day
4 Hours of Portimao
Morning Test

Sector Analysis

Lap under Red Flag								Invalidated Lap		Personal Best		Session Best		B Crossing the pit lane	
Lap	D	Time	Sector 1	Sector 2	Sector 3	T. Spd	Elapsed	Lap	D	Time	Sector 1	Sector 2	Sector 3	T. Spd	Elapsed
28 Idec Sport 1.Paul LAFARGUE 2.Paul Loup CHATIN								Oreca 07 - Gibson LMP2 3.Richard BRADLEY							
1	2	1:57.187 B	38.373	33.655	45.159		1:57.187								
2	2	22:21.346	...	31.799	35.133		24:18.533								
3	2	1:34.661	30.906	30.070	33.685	293.5	25:53.194								
4	2	1:32.215	28.837	29.718	33.660	296.7	27:25.409								
5	2	1:34.911	28.884	29.871	36.156	300.8	29:00.320								
6	2	1:31.649	28.477	29.501	33.671	292.7	30:31.969								
7	2	1:33.226	29.629	30.103	33.494	300.0	32:05.195								
8	2	1:41.000 B	29.580	30.409	41.011	298.3	33:46.195								
9	2	10:55.177	9:46.115	32.492	36.570		44:41.372								
10	2	1:31.209	28.252	29.057	33.900	295.9	46:12.581								
11	2	1:30.311	28.204	29.046	33.061	297.5	47:42.892								
12	2	1:39.251 B	28.634	29.318	41.299	296.7	49:22.143								
13	1	3:49.430	2:41.996	31.819	35.615		53:11.573								
14	1	1:36.353	30.320	31.135	34.898	295.1	54:47.926								
15	1	1:35.772	30.206	30.617	34.949	294.3	56:23.698								
16	1	1:34.028	29.246	30.230	34.552	297.5	57:57.726								
17	1	1:35.195	30.168	30.734	34.293	300.0	59:32.921								
18	1	1:34.656	30.374	29.882	34.400	300.0	1:01:07.577								
19	1	1:33.715	29.164	30.643	33.908	299.2	1:02:41.292								
20	1	1:41.840 B	28.973	30.463	42.404	300.0	1:04:23.132								
21	1	15:51.787	...	30.676	34.610		1:20:14.919								
22	1	1:34.074	29.190	29.915	34.969	292.7	1:21:48.993								
23	1	1:33.809	29.138	30.412	34.259	291.1	1:23:22.802								
24	1	1:36.224	29.253	31.847	35.124	300.8	1:24:59.026								
25	1	1:36.038	30.708	31.239	34.091	293.5	1:26:35.064								
26	1	1:34.447	30.483	30.265	33.699	299.2	1:28:09.511								
27	1	1:32.293	28.808	29.828	33.657	298.3	1:29:41.804								
28	1	2:51.667 B	34.613	1:01.209	1:15.845	299.2	1:32:33.471								
29	3	5:04.673	3:59.001	31.074	34.598		1:37:38.144								
30	3	1:32.555	29.105	29.343	34.107	294.3	1:39:10.699								
31	3	1:42.481 B	29.340	30.570	42.571	297.5	1:40:53.180								
32	3	3:42.837	2:39.503	29.503	33.831		1:44:36.017								
33	3	1:33.686	29.016	29.227	35.443	298.3	1:46:09.703								
34	3	1:34.510	29.279	30.473	34.758	295.9	1:47:44.213								
35	3	1:32.200	28.781	29.618	33.801	295.9	1:49:16.413								
36	3	2:34.962 B	45.699	51.330	57.933	297.5	1:51:51.375								
30 Duqueine Team 1.Tristan GOMMENDY 2.Jonathan HIRSCHI								Oreca 07 - Gibson LMP2 3.Konstantin TERESCHENKO							
1	1	2:06.371	56.336	33.513	36.522		2:06.371								
2	1	1:40.282	31.745	32.433	36.104	293.5	3:46.653								
3	1	1:35.189	29.765	29.959	35.465	296.7	5:21.842								
4	1	2:32.313 B	29.487	44.204	1:18.622	295.1	7:54.155								
5	1	17:07.616	...	31.026	34.971		25:01.771								
6	1	1:33.986	29.136	29.823	35.027	297.5	26:35.757								
7	1	1:33.588	29.283	29.952	34.353	296.7	28:09.345								
8	1	1:33.470	29.456	30.031	33.983	301.7	29:42.815								
9	1	1:32.310	28.889	29.364	34.057	298.3	31:15.125								
10	1	1:32.443	28.816	29.467	34.160	301.7	32:47.568								
11	1	1:41.864 B	30.527	30.240	41.097	300.8	34:29.432								
12	1	14:27.018	...	29.961	34.317		48:56.450								
13	1	1:33.266	29.649	29.454	34.163	299.2	50:29.716								
14	1	1:32.506	28.931	29.646	33.929	300.8	52:02.222								
15	1	1:45.710 B	30.323	33.343	42.044	302.5	53:47.932								
16	1	9:13.734	8:09.344	30.068	34.322		1:03:01.666								
17	1	1:32.356	28.922	29.438	33.996	296.7	1:04:34.022								
18	1	1:39.304 B	29.588	29.890	39.826	301.7	1:06:13.326								
19	1	2:50.916	1:45.783	30.867	34.266		1:09:04.242								
20	1	1:30.287	28.252	28.887	33.148	300.8	1:10:34.529								
21	1	2:25.274 B	28.160	38.387	1:18.727	301.7	1:12:59.803								
22	3	11:54.086	...	32.442	36.177		1:24:53.889								
23	3	1:35.903	29.486	31.552	34.865	295.9	1:26:29.792								
24	3	1:31.543	28.444	29.419	33.680	297.5	1:28:01.335								
25	3	1:33.208	28.655	30.761	33.792	301.7	1:29:34.543								
26	3	2:44.625 B	29.083	59.059	1:16.483	300.0	1:32:19.168								
27	3	5:44.769	4:39.513	31.262	33.994		1:38:03.937								
28	3	1:32.448	28.362	29.492	34.594	299.2	1:39:36.385								
29	3	2:19.063	28.259	28.817	1:21.987	297.5	1:41:55.448								
30	3	1:37.281 B	28.497	29.272	39.512	298.3	1:43:32.729								
31	2	3:09.084	2:03.023	31.221	34.840		1:46:41.813								
32	2	1:34.257	29.613	30.010	34.634	297.5	1:48:16.070								
33	2	1:33.063	28.841	29.543	34.679	296.7	1:49:49.133								
34	2	1:35.371	29.931	30.133	35.307	297.5	1:51:24.504								
35	2	2:05.104 B	31.066	30.542	1:03.496	298.3	1:53:29.608								
31 Panis Racing 1.Julien CANAL 2.Nicolas JAMIN								Oreca 07 - Gibson LMP2 3.William STEVENS							
1	2	3:20.629 B	1:42.545	43.841	54.243		3:20.629								
2	2	20:47.518	...	36.475	36.783		24:08.147								
3	2	1:39.689	32.332	32.330	35.027	248.3	25:47.836								
4	2	1:47.115 B	30.761	31.842	44.512	269.3	27:34.951								
5	2	8:18.619	7:13.021	31.341	34.257		35:53.570								
6	2	1:33.146	29.367	29.983	33.796	295.9	37:26.716								
7	2	1:31.778	28.922	29.548	33.308	290.3	38:58.494								
8	2	1:33.069	29.743	29.681	33.645	291.9	40:31.563								
9	2	1:40.727 B	29.944	30.601	40.182	286.5	42:12.290								
10	2	7:08.141	6:02.072	32.101	33.968		49:20.431								
11	2	1:31.349	28.998	29.269	33.082	293.5	50:51.780								
12	2	1:34.858	28.723	29.971	36.164	293.5	52:26.638								





ELMS Collective Test Day
4 Hours of Portimao
Morning Test

Sector Analysis

Lap under Red Flag Invalidated Lap Personal Best Session Best Crossing the pit lane

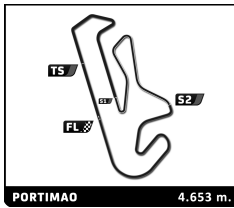
Lap	D	Time	Sector 1	Sector 2	Sector 3	T. Spd	Elapsed	Lap	D	Time	Sector 1	Sector 2	Sector 3	T. Spd	Elapsed
13	2	1:36.246	29.877	31.416	34.953	292.7	54:02.884	26	3	1:31.291	28.351	29.554	33.386	300.0	1:44:44.889
14	2	1:39.527 B	28.664	30.935	39.928	294.3	55:42.411	27	3	1:32.095	28.712	29.747	33.636	304.2	1:46:16.984
15	3	4:33.622	3:27.285	31.910	34.427		1:00:16.033	28	3	1:32.368	28.825	29.629	33.914	302.5	1:47:49.352
16	3	1:36.088	30.091	30.939	35.058	288.0	1:01:52.121	29	3	1:34.817	28.499	31.510	34.808	299.2	1:49:24.169
17	3	1:32.414	29.128	29.435	33.851	295.1	1:03:24.535	30	3	1:33.045	29.658	29.934	33.453	300.0	1:50:57.214
18	3	1:35.468	28.773	30.995	35.700	291.1	1:05:00.003	31	3	1:40.877 B	28.946	30.020	41.911	301.7	1:52:38.091
19	3	1:31.454	28.646	29.316	33.492	294.3	1:06:31.457	34 Inter Europol Competition Ligier JSP 217 - Gibson LMP2							
20	3	1:32.187	28.537	29.345	34.305	291.9	1:08:03.644	1.Jakub SMIECHOWSKI 3.Matevos ISAACKYAN							
21	3	1:41.697 B	28.952	29.433	43.312	293.5	1:09:45.341	2.René BINDER							
22	3	10:53.697	9:48.365	30.931	34.401		1:20:39.038	1	2	3:24.534	2:09.115	35.526	39.893		3:24.534
23	3	1:33.623	29.050	30.089	34.484	291.1	1:22:12.661	2	2	1:50.055 B	32.943	32.997	44.115	285.7	5:14.589
24	3	1:32.497	29.102	29.586	33.809	291.9	1:23:45.158	3	2	20:05.037	...	32.415	37.715		25:19.626
25	3	1:34.180	29.817	30.078	34.285	288.0	1:25:19.338	4	2	1:37.924	30.957	31.277	35.690	291.9	26:57.550
26	3	1:42.852 B	30.547	30.359	41.946	290.3	1:27:02.190	5	2	1:35.702	30.724	30.342	34.636	293.5	28:33.252
27	1	10:51.625	9:41.899	32.753	36.973		1:37:53.815	6	2	1:34.951	29.298	30.266	35.387	295.9	30:08.203
28	1	1:36.894	30.963	30.362	35.569	295.9	1:39:30.709	7	2	1:33.918	29.384	30.107	34.427	294.3	31:42.121
29	1	1:34.793	29.627	30.454	34.712	290.3	1:41:05.502	8	2	1:35.541	30.610	29.841	35.090	295.9	33:17.662
30	1	1:35.483	29.671	31.468	34.344	289.5	1:42:40.985	9	2	1:41.204 B	29.627	29.966	41.611	294.3	34:58.866
31	1	1:36.295	29.426	30.510	36.359	291.1	1:44:17.280	10	2	19:48.763	...	30.939	35.145		54:47.629
32	1	1:33.284	29.282	29.742	34.260	291.1	1:45:50.564	11	2	1:34.696	29.934	30.006	34.756	293.5	56:22.325
33	1	1:34.891	29.310	30.934	34.647	289.5	1:47:25.455	12	2	1:34.024	29.064	30.252	34.708	295.1	57:56.349
34	1	1:33.945	29.412	30.116	34.417	294.3	1:48:59.400	13	2	1:34.594	28.794	29.927	35.873	295.1	59:30.943
35	1	1:33.399	29.391	29.989	34.019	295.1	1:50:32.799	14	2	1:34.001	29.433	30.004	34.564	290.3	1:01:04.944
36	1	1:33.196	28.970	29.847	34.379	295.9	1:52:05.995	15	2	1:33.935	30.038	29.491	34.406	297.5	1:02:38.879
37	1	2:33.628 B	30.619	45.886	1:17.123	294.3	1:54:39.623	16	2	1:34.693	29.762	29.873	35.058	299.2	1:04:13.572

Lap	D	Time	Sector 1	Sector 2	Sector 3	T. Spd	Elapsed
32 United Autosports Oreca 07 - Gibson LMP2							
1.Will OWEN 3.Job VAN UITERT							
2.Alex BRUNDLE							
1	2	2:18.384 B	58.384	34.698	45.302		2:18.384
2	2	22:46.273	...	32.737	35.908		25:04.657
3	2	1:34.478	29.834	30.489	34.155	295.1	26:39.135
4	2	1:36.693	30.757	31.212	34.724	300.8	28:15.828
5	2	1:33.649	29.823	30.087	33.739	296.7	29:49.477
6	2	1:35.870	30.840	30.435	34.595	299.2	31:25.347
7	2	1:33.001	29.351	29.855	33.795	297.5	32:58.348
8	2	1:33.002	29.096	29.699	34.207	299.2	34:31.350
9	2	1:42.711 B	29.323	29.990	43.398	298.3	36:14.061
10	2	13:33.351	...	32.894	36.314		49:47.412
11	2	1:37.268	31.567	30.971	34.730	292.7	51:24.680
12	2	1:31.095	28.628	29.364	33.103	298.3	52:55.775
13	2	1:30.888	28.491	29.261	33.136	300.0	54:26.663
14	2	1:43.439	28.397	31.276	43.766	301.7	56:10.102
15	2	1:45.152 B	28.449	33.275	43.428	300.8	57:55.254
16	3	23:02.878	...	31.938	35.285		1:20:58.132
17	3	1:34.126	29.446	30.075	34.605	295.1	1:22:32.258
18	3	1:33.196	29.007	30.521	33.668	300.8	1:24:05.454
19	3	1:31.929	28.726	29.494	33.709	300.0	1:25:37.383
20	3	1:33.275	28.659	30.237	34.379	300.0	1:27:10.658
21	3	1:32.620	28.603	30.072	33.945	300.0	1:28:43.278
22	3	1:43.080 B	28.615	29.596	44.869	300.8	1:30:26.358
23	3	9:44.476	8:39.336	31.039	34.101		1:40:10.834
24	3	1:31.676	28.655	29.693	33.328	299.2	1:41:42.510
25	3	1:31.088	28.422	29.361	33.305	298.3	1:43:13.598

Lap	D	Time	Sector 1	Sector 2	Sector 3	T. Spd	Elapsed
34 Inter Europol Competition Ligier JSP 217 - Gibson LMP2							
1.Jakub SMIECHOWSKI 3.Matevos ISAACKYAN							
2.René BINDER							
1	2	3:24.534	2:09.115	35.526	39.893		3:24.534
2	2	1:50.055 B	32.943	32.997	44.115	285.7	5:14.589
3	2	20:05.037	...	32.415	37.715		25:19.626
4	2	1:37.924	30.957	31.277	35.690	291.9	26:57.550
5	2	1:35.702	30.724	30.342	34.636	293.5	28:33.252
6	2	1:34.951	29.298	30.266	35.387	295.9	30:08.203
7	2	1:33.918	29.384	30.107	34.427	294.3	31:42.121
8	2	1:35.541	30.610	29.841	35.090	295.9	33:17.662
9	2	1:41.204 B	29.627	29.966	41.611	294.3	34:58.866
10	2	19:48.763	...	30.939	35.145		54:47.629
11	2	1:34.696	29.934	30.006	34.756	293.5	56:22.325
12	2	1:34.024	29.064	30.252	34.708	295.1	57:56.349
13	2	1:34.594	28.794	29.927	35.873	295.1	59:30.943
14	2	1:34.001	29.433	30.004	34.564	290.3	1:01:04.944
15	2	1:33.935	30.038	29.491	34.406	297.5	1:02:38.879
16	2	1:34.693	29.762	29.873	35.058	299.2	1:04:13.572
17	2	1:33.665	28.975	29.996	34.694	298.3	1:05:47.237
18	2	1:34.403	28.969	29.993	35.441	297.5	1:07:21.640
19	2	1:34.609	29.819	30.128	34.662	289.5	1:08:56.249
20	2	1:44.174 B	30.033	31.921	42.220	296.7	1:10:40.423
21	1	10:08.531	8:58.774	32.739	37.018		1:20:48.954
22	1	1:38.723	30.680	31.210	36.833	291.1	1:22:27.677
23	1	1:41.729	32.654	32.366	36.709	295.1	1:24:09.406
24	1	1:35.163	29.880	30.618	34.665	291.9	1:25:44.569
25	1	1:34.595	29.523	30.310	34.762	295.9	1:27:19.164
26	1	1:35.006	30.248	30.313	34.445	299.2	1:28:54.170
27	1	2:07.868 B	29.418	31.955	1:06.495	299.2	1:31:02.038
28	1	7:53.231	6:46.946	30.689	35.596		1:38:55.269
29	1	1:35.477	29.755	30.318	35.404	291.9	1:40:30.746
30	1	1:34.776	30.062	30.450	34.264	294.3	1:42:05.522
31	1	1:33.815	29.646	29.989	34.180	296.7	1:43:39.337
32	1	1:33.246	29.118	29.624	34.504	295.9	1:45:12.583
33	1	1:33.415	28.943	30.145	34.327	297.5	1:46:45.998
34	1	1:32.863	28.952	29.674	34.237	299.2	1:48:18.861
35	1	1:33.834	29.675	29.839	34.320	298.3	1:49:52.695
36	1	1:37.216	31.574	30.640	35.002	298.3	1:51:29.911
37	1	2:17.498 B	29.028	30.376	1:18.094	296.7	1:53:47.409

Lap	D	Time	Sector 1	Sector 2	Sector 3	T. Spd	Elapsed
35 BHK Motorsport Oreca 07 - Gibson LMP2							
1.Francesco DRACONE							
2.Sergio CAMPANA							
1	1	31:26.527	...	36.861	40.251		31:26.527
2	1	1:40.895	31.942	32.832	36.121	287.2	33:07.422
3	1	1:37.910	30.448	32.253	35.209	291.1	34:45.332
4	1	1:35.369	29.829	30.813	34.727	292.7	36:20.701

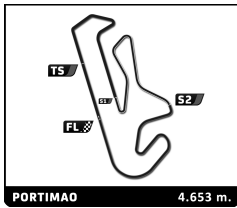




ELMS Collective Test Day
4 Hours of Portimao
Morning Test

Sector Analysis

		Lap under Red Flag					Invalidated Lap		Personal Best	Session Best	B Crossing the pit lane				
Lap	D	Time	Sector 1	Sector 2	Sector 3	T. Spd	Elapsed	Lap	D	Time	Sector 1	Sector 2	Sector 3	T. Spd	Elapsed
5	1	1:38.111	29.658	31.639	36.814	294.3	37:58.812								
6	1	1:34.875	29.597	30.429	34.849	295.1	39:33.687								
7	1	1:49.457 B	29.450	31.112	48.895	294.3	41:23.144								
8	1	10:16.793	9:09.442	30.925	36.426		51:39.937								
9	1	1:34.722	29.721	30.374	34.627	283.5	53:14.659								
10	1	1:34.057	29.340	30.285	34.432	295.1	54:48.716								
11	1	1:36.079	29.988	30.712	35.379	289.5	56:24.795								
12	1	1:33.875	29.396	29.908	34.571	293.5	57:58.670								
13	1	1:36.261	29.850	31.919	34.492	288.8	59:34.931								
14	1	1:36.335	31.734	29.973	34.628	288.8	1:01:11.266								
15	1	1:45.784 B	29.659	30.013	46.112	295.1	1:02:57.050								
16	2	22:14.886	...	32.327	35.896		1:25:11.936								
17	2	1:36.009	30.250	31.378	34.381	292.7	1:26:47.945								
18	2	1:35.082	30.316	30.206	34.560	295.1	1:28:23.027								
19	2	2:12.194 B	29.437	43.058	59.699	295.1	1:30:35.221								
20	2	7:55.586	6:47.070	31.621	36.895		1:38:30.807								
21	2	1:34.468	30.351	29.931	34.186	291.1	1:40:05.275								
22	2	1:33.921	29.064	30.695	34.162	295.1	1:41:39.196								
23	2	1:32.789	28.827	29.667	34.295	295.1	1:43:11.985								
24	2	1:32.743	28.790	29.590	34.363	295.1	1:44:44.728								
25	2	1:35.723	29.709	30.068	35.946	291.1	1:46:20.451								
26	2	1:35.035	29.441	30.681	34.913	294.3	1:47:55.486								
27	2	1:44.819 B	30.607	30.741	43.471	295.9	1:49:40.305								
28	2	3:45.504 B	2:08.975	30.412	1:06.117		1:53:25.809								
37		Cool Racing	3. Alexandre COIGNY		Oreca 07 - Gibson LMP2										
		1. Nicolas LAPIERRE													
		2. Antonin BORGA													
1	1	1:53.910	44.648	33.269	35.993		1:53.910								
2	1	1:44.565 B	30.820	31.259	42.486	288.8	3:38.475								
3	1	21:31.064	...	30.900	35.634		25:09.539								
4	1	1:32.787	28.982	29.803	34.002	292.7	26:42.326								
5	1	1:35.245	29.253	31.537	34.455	296.7	28:17.571								
6	1	1:32.639	28.929	29.860	33.850	295.9	29:50.210								
7	1	1:42.853 B	30.257	30.554	42.042	296.7	31:33.063								
8	1	6:49.270	5:40.730	30.894	37.646		38:22.333								
9	1	1:31.688	28.695	29.238	33.755	295.1	39:54.021								
10	1	1:32.531	29.212	29.668	33.651	295.9	41:26.552								
11	1	1:41.733 B	28.588	29.764	43.381	295.9	43:08.285								
12	3	6:03.372	4:52.846	34.013	36.513		49:11.657								
13	3	1:37.247	30.806	31.354	35.087	292.7	50:48.904								
14	3	1:36.489	29.730	31.231	35.528	295.9	52:25.393								
15	3	1:36.196	30.499	31.377	34.320	294.3	54:01.589								
16	3	1:37.686	29.919	32.833	34.934	295.1	55:39.275								
17	3	1:37.896	30.190	31.336	36.370	295.1	57:17.171								
18	3	1:36.037	30.263	31.151	34.623	291.1	58:53.208								
19	3	1:35.807	29.276	30.658	35.873	297.5	1:00:29.015								
20	3	1:34.577	29.458	30.734	34.385	289.5	1:02:03.592								
21	3	1:42.817 B	29.309	31.226	42.282	295.9	1:03:46.409								
22	2	2:58.795	1:52.315	31.768	34.712		1:06:45.204								
23	2	1:34.411	30.295	30.352	33.764	295.1	1:08:19.615								
24	2	1:34.281	30.386	30.087	33.808	297.5	1:09:53.896								
25	2	1:44.894 B	30.761	30.357	43.776	293.5	1:11:38.790								
26	3	14:59.433	...	32.278	36.137		1:26:38.223								
27	3	1:39.253	29.772	31.827	37.654	292.7	1:28:17.476								
28	3	1:34.623	29.783	30.588	34.252	286.5	1:29:52.099								
29	3	2:43.833 B	34.044	52.756	1:17.033	234.8	1:32:35.932								
30	3	4:31.040	3:23.396	32.194	35.450		1:37:06.972								
31	3	1:33.860	29.339	30.194	34.327	292.7	1:38:40.832								
32	3	1:34.406	29.882	30.579	33.945	294.3	1:40:15.238								
33	3	1:33.602	29.384	30.429	33.789	296.7	1:41:48.840								
34	3	1:34.280	29.959	30.311	34.010	298.3	1:43:23.120								
35	3	1:33.826	29.359	30.041	34.426	297.5	1:44:56.946								
36	3	1:39.028 B	28.800	30.192	40.036	296.7	1:46:35.974								
37	1	2:39.055	1:32.647	33.027	33.381		1:49:15.029								
38	1	1:34.926	28.506	29.797	36.623	298.3	1:50:49.955								
39	1	1:30.813	28.180	29.181	33.452	296.7	1:52:20.768								
40	1	3:05.457 B	47.163	1:01.047	1:17.247	298.3	1:55:26.225								
39		Graff	3. Alexandre COUGNAUD		Oreca 07 - Gibson LMP2										
		1. James ALLEN													
		2. Thomas LAURENT													
1	1	5:38.545	4:24.799	35.977	37.769		5:38.545								
2	1	3:15.327 B	56.480	1:02.613	1:16.234	200.7	8:53.872								
3	1	16:15.774	...	31.870	36.111		25:09.646								
4	1	1:35.752	30.078	31.097	34.577	287.2	26:45.398								
5	1	1:35.666	29.332	30.410	35.924	297.5	28:21.064								
6	1	1:41.060 B	29.279	31.128	40.653	297.5	30:02.124								
7	1	3:11.153	2:06.325	30.694	34.134		33:13.277								
8	1	1:34.546	28.831	31.311	34.404	300.0	34:47.823								
9	1	1:33.355	29.500	29.986	33.869	299.2	36:21.178								
10	1	1:36.510	29.414	31.570	35.526	302.5	37:57.688								
11	1	1:32.323	28.844	29.856	33.623	300.0	39:30.011								
12	1	1:34.074	29.052	31.521	33.501	300.0	41:04.085								
13	1	1:32.608	28.847	29.981	33.780	300.0	42:36.693								
14	1	1:32.601	28.749	30.039	33.813	298.3	44:09.294								
15	1	1:41.150 B	28.877	30.526	41.747	300.8	45:50.444								
16	1	3:31.608	2:27.964	29.895	33.749		49:22.052								
17	1	1:33.117	29.855	29.654	33.608	301.7	50:55.169								
18	1	1:32.394	28.724	29.510	34.160	301.7	52:27.563								
19	1	1:43.138 B	29.651	31.272	42.215	303.4	54:10.701								
20	3	3:46.774	2:39.589	31.601	35.584		57:57.475								
21	3	1:35.167	30.027	30.225	34.915	299.2	59:32.642								
22	3	1:34.219	29.474	29.843	34.902	299.2	1:01:06.861								
23	3	1:33.585	29.179	29.995	34.411	300.0	1:02:40.446								
24	3	1:34.018	29.074	29.971	34.973	300.8	1:04:14.464								
25	3	1:34.061	28.769	30.544	34.748	299.2	1:05:48.525								
26	3	1:33.303	28.826	29.794	34.683	299.2	1:07:21.828								
27	3	1:40.748 B	28.916	29.852	41.980	298.3	1:09:02.576								
28	2	13:00.680	...	33.185	36.330		1:22:03.256								

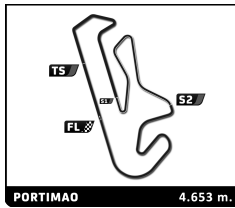


ELMS Collective Test Day
4 Hours of Portimao
Morning Test

Sector Analysis

Lap under Red Flag											Invalidated Lap	Personal Best	Session Best	B Crossing the pit lane	
Lap	D	Time	Sector 1	Sector 2	Sector 3	T. Spd	Elapsed	Lap	D	Time	Sector 1	Sector 2	Sector 3	T. Spd	Elapsed
37	2	1:33.985	30.245	29.390	34.350	301.7	1:40:18.295	42	2	1:33.116	29.083	29.702	34.331	292.7	1:52:19.102
38	2	1:31.819	28.710	29.212	33.897	299.2	1:41:50.114	43	2	3:04.442 B	46.992	1:01.450	1:16.000	292.7	1:55:23.544
39	2	1:33.395	29.526	29.796	34.073	300.8	1:43:23.509	51 AF Corse Ferrari 488 GTE Evo							
40	2	1:34.119	30.181	29.551	34.387	303.4	1:44:57.628	1.Christoph ULRICH 3.Steffen GÖRIG							
41	2	1:32.812	29.091	29.712	34.009	301.7	1:46:30.440	2.Alexander WEST LMGT E							
42	2	1:33.134	28.649	29.776	34.709	300.8	1:48:03.574	1	1	4:29.050 B	3:02.578	37.265	49.207		4:29.050
43	2	1:32.505	29.174	29.249	34.082	301.7	1:49:36.079	2	1	20:03.021	...	35.795	40.857		24:32.071
44	2	1:31.987	28.700	29.449	33.838	301.7	1:51:08.066	3	1	1:47.953	34.352	34.539	39.062	253.5	26:20.024
45	2	1:54.022 B	29.034	29.620	55.368	301.7	1:53:02.088	4	1	1:46.127	33.870	34.117	38.140	256.5	28:06.151
50 Richard Mille Racing Team Oreca 07 - Gibson								5	1	1:47.837	34.897	33.972	38.968	258.4	29:53.988
1.Tatiana CALDERON 3.Beitske VISSER								6	1	1:45.932	33.270	33.985	38.677	258.4	31:39.920
2.Sophia FLOERSCH LMP2								7	1	1:46.309	33.509	33.733	39.067	259.6	33:26.229
1	1	2:26.350 B	1:02.288	35.372	48.690		2:26.350	8	1	1:44.796	33.188	33.529	38.079	259.0	35:11.025
2	1	22:55.696	...	32.357	36.479		25:22.046	9	1	1:44.030	32.848	33.037	38.145	259.6	36:55.055
3	1	1:37.985	30.924	31.329	35.732	288.8	27:00.031	10	1	1:44.682	32.796	33.078	38.808	259.6	38:39.737
4	1	1:35.755	30.374	30.427	34.954	291.9	28:35.786	11	1	1:45.557	33.199	33.410	38.948	256.5	40:25.294
5	1	1:35.966	29.642	30.575	35.749	292.7	30:11.752	12	1	1:45.636	32.905	33.580	39.151	257.1	42:10.930
6	1	1:33.708	29.403	29.992	34.313	291.9	31:45.460	13	1	1:44.803	33.071	33.551	38.181	257.8	43:55.733
7	1	1:33.935	29.142	29.932	34.861	292.7	33:19.395	14	1	1:45.425	32.952	33.193	39.280	260.9	45:41.158
8	1	1:34.504	29.219	30.717	34.568	292.7	34:53.899	15	1	1:56.715 B	33.476	35.324	47.915	259.0	47:37.873
9	1	1:45.710 B	29.960	32.417	43.333	292.7	36:39.609	16	2	4:14.749	2:51.934	39.340	43.475		51:52.622
10	1	4:38.784	3:31.787	31.829	35.168		41:18.393	17	2	1:59.898	36.287	40.421	43.190	247.7	53:52.520
11	1	1:35.678	30.600	30.750	34.328	293.5	42:54.071	18	2	1:55.412	35.306	38.129	41.977	254.1	55:47.932
12	1	1:33.457	28.760	29.454	35.243	292.7	44:27.528	19	2	1:52.350	34.799	36.389	41.162	255.9	57:40.282
13	1	1:32.217	28.996	29.439	33.782	290.3	45:59.745	20	2	1:51.943	35.342	35.719	40.882	256.5	59:32.225
14	1	1:32.129	28.781	29.381	33.967	293.5	47:31.874	21	2	1:50.856	35.029	35.516	40.311	257.1	1:01:23.081
15	1	1:34.967	29.944	31.056	33.967	295.9	49:06.841	22	2	1:51.621	35.491	36.061	40.069	256.5	1:03:14.702
16	1	1:34.490	28.931	30.378	35.181	295.1	50:41.331	23	2	1:51.841	33.904	34.755	43.182	256.5	1:05:06.543
17	1	1:40.944 B	29.621	29.945	41.378	293.5	52:22.275	24	2	2:00.003 B	35.371	35.146	49.486	251.2	1:07:06.546
18	3	3:42.928	2:30.893	33.899	38.136		56:05.203	25	2	3:57.171	2:42.575	34.911	39.685		1:11:03.717
19	3	1:37.828	31.309	31.167	35.352	287.2	57:43.031	26	2	3:14.545 B	56.761	1:02.127	1:15.657	256.5	1:14:18.262
20	3	1:36.220	31.190	30.300	34.730	290.3	59:19.251	27	2	5:42.546	4:27.219	35.549	39.778		1:20:00.808
21	3	1:35.299	29.778	30.621	34.900	291.9	1:00:54.550	28	2	1:49.165	33.796	35.135	40.234	256.5	1:21:49.973
22	3	1:36.625	30.017	31.810	34.798	291.9	1:02:31.175	29	2	1:47.103	33.550	34.305	39.248	257.1	1:23:37.076
23	3	1:35.551	29.595	30.918	35.038	290.3	1:04:06.726	30	2	1:48.855	33.686	34.996	40.173	257.8	1:25:25.931
24	3	1:36.165	31.174	30.354	34.637	292.7	1:05:42.891	31	2	1:51.853	34.476	35.949	41.428	257.8	1:27:17.784
25	3	1:34.999	29.904	30.538	34.557	291.1	1:07:17.890	32	2	1:58.988 B	36.632	35.288	47.068	257.8	1:29:16.772
26	3	1:36.326	29.452	30.902	35.972	292.7	1:08:54.216	33	3	7:56.172	6:35.842	38.250	42.080		1:37:12.944
27	3	1:45.401 B	31.629	32.060	41.712	291.1	1:10:39.617	34	3	1:54.580	36.878	35.198	42.504	248.3	1:39:07.524
28	3	10:53.270	9:43.881	31.838	37.551		1:21:32.887	35	3	1:51.683	35.832	35.161	40.690	257.1	1:40:59.207
29	3	1:36.346	30.374	31.254	34.718	286.5	1:23:09.233	36	3	1:49.113	34.046	35.707	39.360	252.9	1:42:48.320
30	3	1:38.101	31.475	30.174	36.452	292.7	1:24:47.334	37	3	1:46.903	33.677	33.894	39.332	255.9	1:44:35.223
31	3	1:34.706	29.162	29.756	35.788	288.8	1:26:22.040	38	3	1:46.183	33.547	33.582	39.054	255.9	1:46:21.406
32	3	1:42.513 B	29.489	31.476	41.548	288.0	1:28:04.553	39	3	1:44.821	32.908	33.120	38.793	257.8	1:48:06.227
33	2	9:56.081	8:48.488	32.092	35.501		1:38:00.634	40	3	1:44.283	32.791	32.961	38.531	256.5	1:49:50.510
34	2	1:35.796	29.998	30.678	35.120	289.5	1:39:36.430	41	3	1:48.608	35.734	33.870	39.004	259.0	1:51:39.118
35	2	1:38.329	29.792	30.114	38.423	289.5	1:41:14.759	42	3	2:40.830 B	34.464	44.808	1:21.558	247.1	1:54:19.948
36	2	1:35.552	29.273	30.631	35.648	291.9	1:42:50.311	55 Spirit of Race Ferrari 488 GTE Evo							
37	2	1:37.755	31.163	30.399	36.193	293.5	1:44:28.066	1.Duncan CAMERON 3.Aaron SCOTT							
38	2	1:35.331	29.347	30.478	35.506	288.0	1:46:03.397	2.Matthew GRIFFIN LMGT E							
39	2	1:34.264	30.075	29.948	34.241	291.9	1:47:37.661	1	2	6:58.112 B	5:05.987	35.423	1:16.702		6:58.112
40	2	1:34.608	29.327	29.827	35.454	295.9	1:49:12.269	2	2	17:18.894	...	33.591	38.914		24:17.006
41	2	1:33.717	29.286	30.260	34.171	291.9	1:50:45.986	3	2	1:43.534	33.034	32.726	37.774	258.4	26:00.540



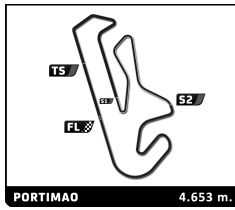


ELMS Collective Test Day
4 Hours of Portimao
Morning Test

Sector Analysis

Lap under Red Flag											Invalidated Lap	Personal Best	Session Best	B Crossing the pit lane	
Lap	D	Time	Sector 1	Sector 2	Sector 3	T. Spd	Elapsed	Lap	D	Time	Sector 1	Sector 2	Sector 3	T. Spd	Elapsed
4	2	1:42.634	32.613	32.705	37.316	259.6	27:43.174	12	1	1:48.047	34.438	35.077	38.532	259.6	45:25.266
5	2	1:42.175	32.253	32.508	37.414	259.6	29:25.349	13	1	1:42.345	32.123	32.160	38.062	260.2	47:07.611
6	2	1:53.579	33.343	33.720	46.516	260.2	31:18.928	14	1	1:52.428	32.261	33.331	46.836	260.9	49:00.039
7	2	3:15.686	2:03.179	32.754	39.753		34:34.614	15	2	3:56.977	2:43.837	34.212	38.928		52:57.016
8	2	1:43.476	32.579	32.877	38.020	260.2	36:18.090	16	2	1:44.614	32.779	33.173	38.662	257.8	54:41.630
9	2	1:44.418	32.520	33.059	38.839	259.0	38:02.508	17	2	1:44.920	32.571	33.028	39.321	258.4	56:26.550
10	2	1:45.138	32.502	32.766	39.870	259.6	39:47.646	18	2	1:44.382	32.717	33.141	38.524	257.8	58:10.932
11	2	1:58.868	33.617	35.047	50.204	258.4	41:46.514	19	2	1:45.893	32.924	33.704	39.265	257.8	59:56.825
12	2	3:34.103	2:22.764	33.234	38.105		45:20.617	20	2	1:51.271	32.810	33.552	44.909	257.1	1:01:48.096
13	2	1:42.025	32.256	32.313	37.456	259.6	47:02.642	21	2	6:15.931	5:02.195	34.548	39.188		1:08:04.027
14	2	1:41.893	32.145	32.277	37.471	260.2	48:44.535	22	2	1:48.458	34.275	33.511	40.672	259.0	1:09:52.485
15	2	1:41.945	32.160	32.271	37.514	260.2	50:26.480	23	2	2:15.147	32.670	33.006	1:09.471	257.8	1:12:07.632
16	2	1:50.626	32.422	32.776	45.428	259.6	52:17.106	24	3	9:38.232	7:35.762	47.690	1:14.780		1:21:45.864
17	1	4:19.424	3:04.779	34.794	39.851		56:36.530	25	3	3:37.025	2:19.271	34.342	43.412		1:25:22.889
18	1	1:46.497	33.917	33.714	38.866	257.1	58:23.027	26	3	1:42.550	32.243	32.303	38.004	258.4	1:27:05.439
19	1	1:44.484	33.123	32.898	38.463	257.8	1:00:07.511	27	3	1:42.739	32.110	32.457	38.172	259.0	1:28:48.178
20	1	1:44.939	32.909	33.544	38.486	257.8	1:01:52.450	28	3	2:10.609	31.999	32.176	1:06.434	259.6	1:30:58.787
21	1	1:44.872	32.848	33.586	38.438	259.6	1:03:37.322	29	2	9:32.435	8:18.949	34.503	38.983		1:40:31.222
22	1	1:45.320	33.504	33.652	38.164	257.8	1:05:22.642	30	2	1:43.875	32.809	33.172	37.894	258.4	1:42:15.097
23	1	1:44.953	32.818	32.966	39.169	258.4	1:07:07.595	31	2	1:43.443	32.540	32.972	37.931	259.0	1:43:58.540
24	1	1:44.001	32.717	33.046	38.238	258.4	1:08:51.596	32	2	1:42.980	32.401	32.666	37.913	258.4	1:45:41.520
25	1	1:48.571	33.410	36.570	38.591	259.0	1:10:40.167	33	2	1:43.438	32.538	32.697	38.203	258.4	1:47:24.958
26	1	2:56.731	39.611	1:01.179	1:15.941	259.0	1:13:36.898	34	2	1:44.047	33.225	32.887	37.935	259.0	1:49:09.005
27	1	7:23.989	6:09.831	34.933	39.225		1:21:00.887	35	2	1:43.290	32.264	33.007	38.019	258.4	1:50:52.295
28	1	1:45.424	32.893	34.276	38.255	256.5	1:22:46.311	36	2	1:44.498	32.126	32.658	39.714	259.6	1:52:36.793
29	1	1:43.493	32.588	32.738	38.167	257.8	1:24:29.804	37	2	3:26.423	1:09.971	1:00.618	1:15.834	79.5	1:56:03.216
30	1	1:49.693	32.648	32.809	44.236	259.6	1:26:19.497	66 JMW Motorsport 1. Gunnar JEANNETTE 3. Finlay HUTCHISON Ferrari 488 GTE Evo 2. Rodrigo SALES LMGT E							
31	1	3:03.388	1:48.716	33.992	40.680		1:29:22.885	1	3	2:44.105	1:14.334	35.114	54.657		2:44.105
32	1	2:50.161	34.053	1:00.806	1:15.302	261.5	1:32:13.046	2	3	4:35.115	2:34.554	44.228	1:16.333		7:19.220
33	3	6:08.041	4:54.652	35.161	38.228		1:38:21.087	3	3	17:32.290	...	34.149	39.103		24:51.510
34	3	1:43.851	33.122	33.170	37.559	259.6	1:40:04.938	4	3	1:44.642	32.786	33.550	38.306	255.9	26:36.152
35	3	1:42.502	32.340	32.735	37.427	260.2	1:41:47.440	5	3	1:53.638	33.762	38.229	41.647	262.1	28:29.790
36	3	1:43.345	32.720	32.818	37.807	259.6	1:43:30.785	6	3	1:44.411	32.669	33.171	38.571	260.9	30:14.201
37	3	1:42.164	32.162	32.473	37.529	259.6	1:45:12.949	7	3	1:46.899	33.207	33.873	39.819	260.9	32:01.100
38	3	1:42.742	32.211	33.015	37.516	262.1	1:46:55.691	8	3	1:44.454	32.780	33.450	38.224	260.9	33:45.554
39	3	1:42.300	32.178	32.499	37.623	260.9	1:48:37.991	9	3	1:52.076	33.069	33.702	45.305	262.1	35:37.630
40	3	1:43.718	32.257	32.982	38.479	260.9	1:50:21.709	10	3	9:21.421	8:08.799	34.202	38.420		44:59.051
41	3	1:42.688	32.321	32.606	37.761	260.2	1:52:04.397	11	3	1:43.619	32.626	33.155	37.838	256.5	46:42.670
42	3	2:53.722	34.671	1:00.792	1:18.259	260.2	1:54:58.119	12	3	1:45.840	33.884	33.710	38.246	257.1	48:28.510
60 Iron Lynx 1. Rino MASTRONARDI 3. Andrea PICCINI Ferrari 488 GTE Evo 2. Sergio PIANEZOLA LMGT E															
1	1	4:55.650	3:14.283	43.454	57.913		4:55.650	13	3	1:45.864	32.914	33.417	39.533	257.1	50:14.374
2	1	19:48.353	...	36.509	41.934		24:44.003	14	3	1:44.187	32.799	33.168	38.220	257.8	51:58.561
3	1	1:51.644	34.984	37.101	39.559	246.0	26:35.647	15	3	1:54.033	34.154	35.308	44.571	259.0	53:52.594
4	1	1:50.971	33.741	34.341	42.889	257.8	28:26.618	16	3	6:32.958	5:20.728	34.197	38.033		1:00:25.552
5	1	1:45.248	33.089	32.999	39.160	256.5	30:11.866	17	3	1:42.848	32.145	33.353	37.350	258.4	1:02:08.400
6	1	1:44.358	32.828	32.811	38.719	259.0	31:56.224	18	3	1:46.082	33.408	33.649	39.025	259.0	1:03:54.482
7	1	1:43.420	32.725	32.647	38.048	251.7	33:39.644	19	3	1:43.315	32.407	32.951	37.957	258.4	1:05:37.797
8	1	1:49.322	32.385	32.360	44.577	260.9	35:28.966	20	3	1:44.016	32.879	33.158	37.979	257.8	1:07:21.813
9	1	1:50.410	32.840	32.366	45.204	259.0	37:19.376	21	3	1:51.294	32.708	33.540	45.046	259.0	1:09:13.107
10	1	4:35.467	3:18.604	38.034	38.829		41:54.843	22	1	10:14.986	9:00.094	35.130	39.762		1:19:28.093
11	1	1:42.376	32.222	32.498	37.656	259.6	43:37.219	23	1	1:47.813	33.816	34.647	39.350	251.7	1:21:15.906
								24	1	1:46.704	33.128	34.798	38.778	254.7	1:23:02.610



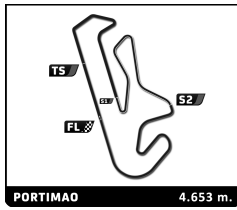


ELMS Collective Test Day
4 Hours of Portimao
Morning Test

Sector Analysis

										Lap under Red Flag		Invalidated Lap		Personal Best		Session Best		B Crossing the pit lane							
Lap	D	Time	Sector 1	Sector 2	Sector 3	T. Spd	Elapsed		Lap	D	Time	Sector 1	Sector 2	Sector 3	T. Spd	Elapsed									
25	1	1:46.116	33.561	33.801	38.754	256.5	1:24:48.726		37	1	2:50.493 B	33.427	59.770	1:17.296	259.0	1:54:59.395									
26	1	1:44.905	32.876	33.823	38.206	257.8	1:26:33.631																		
27	1	1:45.266	33.376	33.689	38.201	258.4	1:28:18.897																		
28	1	1:45.806	32.753	34.881	38.172	258.4	1:30:04.703																		
29	1	3:21.975 B	1:05.014	1:00.771	1:16.190	82.3	1:33:26.678																		
30	2	5:12.335	3:47.365	41.270	43.700		1:38:39.013																		
31	2	1:55.055	36.267	36.873	41.915	253.5	1:40:34.068																		
32	2	1:53.270	35.372	36.704	41.194	254.7	1:42:27.338																		
33	2	1:53.814	34.899	36.813	42.102	254.1	1:44:21.152																		
34	2	1:51.030	34.699	35.261	41.070	254.7	1:46:12.182																		
35	2	1:49.447	34.089	35.578	39.780	255.3	1:48:01.629																		
36	2	1:48.582	34.121	34.943	39.518	254.1	1:49:50.211																		
37	2	1:48.490	34.292	34.759	39.439	253.5	1:51:38.701																		
38	2	2:37.504 B	34.221	44.268	1:19.015	254.7	1:54:16.205																		
74 Kessel Racing										Ferrari 488 GTE Evo															
1. Michael BRONISZEWSKI										LMGTE															
2. David PEREL																									
1	3	4:14.748	2:46.077	43.324	45.347		4:14.748																		
2	3	2:05.779 B	37.717	36.914	51.148	235.8	6:20.527																		
3	2	18:06.556	...	40.607	45.600		24:27.083																		
4	2	1:51.097	35.587	35.898	39.612	236.8	26:18.180																		
5	2	1:53.724	36.254	37.410	40.060	244.9	28:11.904																		
6	2	1:56.479 B	38.782	33.630	44.067	244.3	30:08.383																		
7	2	3:13.582	1:55.965	37.720	39.897		33:21.965																		
8	2	1:46.322	34.754	33.852	37.716	208.5	35:08.287																		
9	2	1:43.404	32.825	33.079	37.500	257.8	36:51.691																		
10	2	1:50.483 B	33.678	33.104	43.701	244.3	38:42.174																		
11	2	8:31.513	7:13.026	36.728	41.759		47:13.687																		
12	2	1:42.594	32.430	32.667	37.497	259.6	48:56.281																		
13	2	1:42.932	32.395	32.707	37.830	260.9	50:39.213																		
14	2	1:57.170 B	33.630	35.901	47.639	259.6	52:36.383																		
15	2	4:45.919	3:28.484	33.725	43.710		57:22.302																		
16	2	1:42.761	32.486	32.677	37.598	260.2	59:05.063																		
17	2	1:46.284	33.152	34.562	38.570	260.9	1:00:51.347																		
18	2	1:43.457	32.473	33.011	37.973	260.9	1:02:34.804																		
19	2	1:47.986	33.245	35.435	39.306	260.2	1:04:22.790																		
20	2	1:43.084	32.514	32.835	37.735	260.9	1:06:05.874																		
21	2	1:43.554	32.366	32.562	38.626	260.2	1:07:49.428																		
22	2	1:50.386 B	32.932	33.218	44.236	260.2	1:09:39.814																		
23	2	11:05.289	9:54.186	33.390	37.713		1:20:45.103																		
24	2	1:42.247	32.363	32.364	37.520	260.2	1:22:27.350																		
25	2	1:42.143	32.242	32.566	37.335	261.5	1:24:09.493																		
26	2	1:41.896	32.186	32.131	37.579	264.1	1:25:51.389																		
27	2	1:51.909 B	34.513	33.305	44.091	263.4	1:27:43.298																		
28	1	10:08.297	8:49.711	36.512	42.074		1:37:51.595																		
29	1	1:50.215	35.124	35.669	39.422	255.3	1:39:41.810																		
30	1	1:47.421	33.698	33.590	40.133	258.4	1:41:29.231																		
31	1	1:46.813	33.561	33.684	39.568	258.4	1:43:16.044																		
32	1	1:45.784	32.862	33.686	39.236	259.0	1:45:01.828																		
33	1	1:46.451	33.176	34.501	38.774	258.4	1:46:48.279																		
34	1	1:46.488	33.822	33.525	39.141	259.6	1:48:34.767																		
35	1	1:47.981	34.141	33.823	40.017	241.6	1:50:22.748																		
36	1	1:46.154	33.012	34.026	39.116	260.9	1:52:08.902																		
										77 Proton Competition		Porsche 911 RSR													
										1. Christian RIED		3. Alessio PICARIELLO													
										2. Michele BERETTA		LMGTE													
1	3	3:50.709 B	2:25.096	37.205	48.408		3:50.709																		
2	3	20:48.724	...	35.140	40.871		24:39.433																		
3	3	2:18.910 B	34.866	52.361	51.683	259.6	26:58.343																		
4	3	24:38.666	...	33.748	38.205		51:37.009																		
5	3	1:43.520	32.883	32.829	37.808	260.9	53:20.529																		
6	3	1:42.746	32.337	32.580	37.829	259.6	55:03.275																		
7	3	1:42.505	32.217	32.657	37.631	262.1	56:45.780																		
8	3	1:42.850	32.504	32.702	37.644	262.8	58:28.630																		
9	3	1:43.141	32.171	32.953	38.017	263.4	1:00:11.771																		
10	3	1:43.826	32.824	33.301	37.701	264.7	1:01:55.597																		
11	3	1:49.593 B	32.230	33.121	44.242	263.4	1:03:45.190																		
12	1	3:41.091	2:28.136	33.798	39.157		1:07:26.281																		
13	1	1:46.413	32.987	33.908	39.518	261.5	1:09:12.694																		
14	1	1:44.436	32.857	33.097	38.482	260.9	1:10:57.130																		
15	1	3:15.408 B	59.655	1:00.573	1:15.180	154.1	1:14:12.538																		
16	1	7:04.213	5:52.343	33.247	38.623		1:21:16.751																		
17	1	1:44.952	32.694	33.877	38.381	261.5	1:23:01.703																		
18	1	1:45.439	33.931	33.039	38.469	261.5	1:24:47.142																		
19	1	1:45.570	32.826	33.858	38.886	262.1	1:26:32.712																		
20	1	1:44.829	32.668	33.514	38.647	261.5	1:28:17.541																		
21	1	1:46.695	32.839	34.118	39.738	260.2	1:30:04.236																		
22	1	3:20.311 B	1:04.556	1:00.688	1:15.067	79.5	1:33:24.547																		
23	2	3:49.661	2:31.763	36.608	41.290		1:37:14.208																		
24	2	1:52.082	36.748	34.336	40.998	264.1	1:39:06.290																		
25	2	1:43.726	32.604	32.789	38.333	262.8	1:40:50.016																		
26	2	1:44.211	33.201	32.874	38.136	259.0	1:42:34.227																		
27	2	1:44.535	32.935	32.658	38.942	262.1	1:44:18.762																		
28	2	1:42.793	32.335	32.646	37.812	263.4	1:46:01.555																		
29	2	1:42.999	32.255	32.500	38.244	264.1	1:47:44.554																		
30	2	1:42.852	32.134	32.487	38.231	264.7	1:49:27.406																		
31	2	1:44.156	32.290	32.575	39.291	262.8	1:51:11.562																		
32	2	2:11.673 B	32.210	32.509	1:06.954	263.4	1:53:23.235																		
										83 Iron Lynx		Ferrari 488 GTE Evo													
										1. Manuela GOSTNER		3. Rahel FREY													
										2. Michelle GATTING		LMGTE													
1	3	2:58.572 B	1:28.565	37.858	52.149		2:58.572																		
2	3	21:54.065	...	36.557	41.278		24:52.637																		
3	3	1:46.837	33.729	33.606	39.502	254.7	26:39.474																		
4	3	1:45.271	32.701	34.244	38.326	259.6	28:24.745																		
5	3	1:44.126	33.125	32.831	38.170	260.2	30:08.871																		
6	3	1:44.512	32.244	33.535	38.733	262.8	31:53.383																		
7	3	1:44.583	32.475	34.056	38.052	260.9	33:37.966																		
8	3	1:43.129	32.397	32.689	38.043	261.5	35:21.095																		
9	3	1:53.767 B	32.117	33.657	47.993	261.5	37:14.862																		
10	1	5:22.795	4:06.202	35.664	40.929		42:37.657																		
11	1	1:51.032	35.717	35.297	40.018	243.2	44:28.689																		
12	1	1:47.611	33.986	34.220	39.405	257.8	46:16.300																		
13	1	1:47.162	33.638	33.927	39.597	258.4	48:03.462																		
14	1	1:48.499	33.588	34.646	40.265	257.8	49:51.961																		





ELMS Collective Test Day
4 Hours of Portimao
Morning Test

Sector Analysis

Lap under Red Flag Invalidated Lap Personal Best Session Best Crossing the pit lane

Lap	D	Time	Sector 1	Sector 2	Sector 3	T. Spd	Elapsed
15	1	1:48.056	34.601	34.088	39.367	259.0	51:40.017
16	1	1:45.820	33.287	33.388	39.145	257.8	53:25.837
17	1	1:45.858	33.036	33.421	39.401	258.4	55:11.695
18	1	1:46.679	33.738	33.573	39.368	259.6	56:58.374
19	1	1:45.012	32.968	33.475	38.569	257.8	58:43.386
20	1	1:45.432	33.198	33.373	38.861	259.6	1:00:28.818
21	1	1:55.319 B	33.540	34.135	47.644	254.1	1:02:24.137
22	2	5:52.270	4:36.644	35.087	40.539		1:08:16.407
23	2	1:47.481	34.236	33.877	39.368	255.3	1:10:03.888
24	2	2:09.520 B	32.848	33.521	1:03.151	257.8	1:12:13.408
25	2	8:45.511	7:31.267	35.278	38.966		1:20:58.919
26	2	1:50.897	33.675	38.414	38.808	257.1	1:22:49.816
27	2	1:43.308	32.485	32.818	38.005	258.4	1:24:33.124
28	2	1:49.443 B	32.392	32.723	44.328	260.9	1:26:22.567
29	2	12:11.237	...	35.384	42.140		1:38:33.804
30	2	1:48.606	34.798	36.026	37.782	260.2	1:40:22.410
31	2	1:42.774	32.093	32.566	38.115	261.5	1:42:05.184
32	2	1:56.816	37.066	36.570	43.180	191.5	1:44:02.000
33	2	1:42.496	32.155	32.502	37.839	260.9	1:45:44.496
34	2	1:52.090 B	33.942	33.616	44.532	262.8	1:47:36.586
35	2	3:28.882	2:16.300	34.891	37.691		1:51:05.468
36	2	2:03.042 B	32.334	32.389	58.319	260.2	1:53:08.510

88		AF Corse	Ferrari F488 GTE				
		1. François PERRODO	3. Alessio ROVERA				
		2. Emmanuel COLLARD	LMGTE				
1	2	7:24.871 B	5:27.365	38.911	1:18.595		7:24.871
2	2	16:02.452	...	35.292	41.525		23:27.323
3	2	1:50.435	36.365	34.244	39.826	254.1	25:17.758
4	2	1:44.833	33.101	32.964	38.768	258.4	27:02.591
5	2	1:44.881	33.184	33.463	38.234	259.0	28:47.472
6	2	1:43.243	32.390	32.623	38.230	260.2	30:30.715
7	2	1:44.454	32.852	33.114	38.488	258.4	32:15.169
8	2	1:43.168	32.338	32.546	38.284	259.6	33:58.337
9	2	1:43.007	32.486	32.759	37.762	260.9	35:41.344
10	2	1:51.979 B	33.816	33.003	45.160	260.9	37:33.323
11	2	4:43.679	3:31.813	33.630	38.236		42:17.002
12	2	1:47.405	33.430	33.432	40.543	260.9	44:04.407
13	2	1:42.115	32.067	32.436	37.612	261.5	45:46.522
14	2	1:42.263	32.485	32.162	37.616	260.2	47:28.785
15	2	1:51.780 B	33.731	33.022	45.027	264.7	49:20.565
16	1	3:47.004	2:32.778	35.068	39.158		53:07.569
17	1	1:48.279	34.317	35.291	38.671	259.0	54:55.848
18	1	1:45.280	33.220	33.719	38.341	259.0	56:41.128
19	1	1:45.814	33.291	33.609	38.914	259.6	58:26.942
20	1	1:44.387	33.003	33.093	38.291	260.9	1:00:11.329
21	1	1:46.573	34.203	33.967	38.403	260.2	1:01:57.902
22	1	1:45.693	33.181	34.070	38.442	261.5	1:03:43.595
23	1	1:44.483	32.888	33.337	38.258	260.9	1:05:28.078
24	1	1:44.924	32.746	33.855	38.323	261.5	1:07:13.002
25	1	1:52.598 B	32.909	33.564	46.125	260.2	1:09:05.600
26	1	12:28.639	...	34.286	41.203		1:21:34.239
27	1	1:44.074	33.150	33.065	37.859	257.8	1:23:18.313
28	1	1:43.918	32.389	33.376	38.153	259.6	1:25:02.231

93		Proton Competition	Porsche 911 RSR				
		1. Michael FASSBENDER	3. Richard LIETZ				
		2. Felipe LASER	LMGTE				
1	3	4:56.169	3:41.620	34.781	39.768		4:56.169
2	3	2:54.923 B	36.516	1:01.342	1:17.065	259.0	7:51.092
3	3	16:56.370	...	35.403	43.152		24:47.462
4	3	1:45.116	32.609	34.248	38.259	260.9	26:32.578
5	3	1:44.423	32.757	33.686	37.980	259.6	28:17.001
6	3	1:43.214	32.489	32.775	37.950	260.9	30:00.215
7	3	1:51.518 B	32.476	33.167	45.875	261.5	31:51.733
8	1	9:21.439	8:05.296	35.624	40.519		41:13.172
9	1	1:48.861	34.778	34.878	39.205	256.5	43:02.033
10	1	1:48.227	33.906	34.063	40.258	258.4	44:50.260
11	1	1:46.622	33.277	34.116	39.229	260.2	46:36.882
12	1	1:45.696	33.200	33.793	38.703	260.2	48:22.578
13	1	1:45.837	33.192	34.216	38.429	259.6	50:08.415
14	1	1:47.600	33.070	34.987	39.543	260.2	51:56.015
15	1	1:46.810	33.675	34.102	39.033	256.5	53:42.825
16	1	1:46.580	34.315	33.920	38.345	260.2	55:29.405
17	1	1:53.654 B	34.756	33.928	44.970	260.2	57:23.059
18	2	3:39.001	2:25.003	34.790	39.208		1:01:02.060
19	2	1:47.368	33.606	34.481	39.281	260.9	1:02:49.428
20	2	1:46.769	33.582	34.254	38.933	260.2	1:04:36.197
21	2	1:44.112	32.760	33.207	38.145	260.9	1:06:20.309
22	2	1:43.976	32.506	33.004	38.466	261.5	1:08:04.285
23	2	1:44.794	33.271	33.037	38.486	264.1	1:09:49.079
24	2	2:15.298 B	32.536	33.155	1:09.607	260.9	1:12:04.377
25	3	9:28.699	8:11.174	35.396	42.129		1:21:33.076
26	3	1:41.815	32.274	32.370	37.171	259.0	1:23:14.891
27	3	1:44.400	32.840	33.013	38.547	262.1	1:24:59.291
28	3	2:00.377	38.841	37.082	44.454	264.1	1:26:59.668
29	3	1:42.770	31.913	32.880	37.977	261.5	1:28:42.438
30	3	2:12.639 B	32.112	32.523	1:08.004	262.8	1:30:55.077
31	1	7:14.858	6:02.055	34.260	38.543		1:38:09.935
32	1	1:44.113	32.774	33.366	37.973	259.6	1:39:54.048
33	1	1:44.801	32.766	33.661	38.374	260.9	1:41:38.849
34	1	1:43.581	32.521	33.168	37.892	260.9	1:43:22.430
35	1	1:44.277	33.107	33.357	37.813	260.9	1:45:06.707
36	1	1:44.098	32.562	33.220	38.316	262.8	1:46:50.805
37	1	1:44.292	32.693	33.176	38.423	262.1	1:48:35.097
38	1	1:43.955	32.951	33.141	37.863	262.1	1:50:19.052
39	1	1:44.016	32.608	33.668	37.740	262.8	1:52:03.068
40	1	2:53.214 B	34.073	1:01.919	1:17.222	261.5	1:54:56.282

