

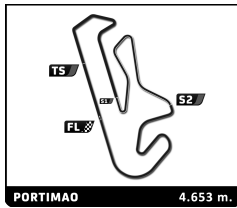
ELMS Collective Test Day
4 Hours of Portimao
Afternoon Test

Sector Analysis

Lap under Red Flag Invalidated Lap Personal Best Session Best Crossing the pit lane

Lap	D	Time	Sector 1	Sector 2	Sector 3	T. Spd	Elapsed	Lap	D	Time	Sector 1	Sector 2	Sector 3	T. Spd	Elapsed
9	2	1:42.155	31.847	33.034	37.274	268.7	25:28.082	62	2	1:41.879	32.009	32.762	37.108	268.7	2:23:59.147
10	2	1:40.886	31.506	32.568	36.812	269.3	27:08.968	63	2	1:43.355	31.767	32.890	38.698	268.7	2:25:42.502
11	2	1:50.825 B	32.042	32.602	46.181	270.7	28:59.793	64	2	1:43.096	31.788	34.281	37.027	269.3	2:27:25.598
12	1	3:57.626	2:45.548	34.607	37.471		32:57.419	65	2	1:42.702	32.221	32.884	37.597	268.7	2:29:08.300
13	1	1:43.068	31.757	33.889	37.422	269.3	34:40.487	66	2	1:51.236 B	33.183	32.928	45.125	266.7	2:30:59.536
14	1	1:41.356	31.516	32.187	37.653	269.3	36:21.843	67	2	4:36.852	3:14.095	40.845	41.912		2:35:36.388
15	1	1:42.352	31.596	32.783	37.973	270.0	38:04.195	68	2	2:55.642 B	34.204	59.808	1:21.630	262.1	2:38:32.030
16	1	1:43.006	31.863	33.550	37.593	269.3	39:47.201	69	1	4:40.307	3:24.999	35.783	39.525		2:43:12.337
17	1	1:41.316	31.826	32.466	37.024	268.7	41:28.517	70	1	1:41.866	31.999	32.509	37.358		2:44:54.203
18	1	1:41.715	32.004	32.545	37.166	269.3	43:10.232	71	1	1:40.519	31.442	32.001	37.076	269.3	2:46:34.722
19	1	1:44.233	32.484	34.036	37.713	270.0	44:54.465	72	1	1:39.785	31.274	32.076	36.435	270.0	2:48:14.507
20	1	1:42.367	32.018	32.980	37.369	269.3	46:36.832	73	1	1:40.505	31.778	32.248	36.479	272.0	2:49:55.012
21	1	1:43.095	32.045	32.817	38.233	268.7	48:19.927	74	1	1:40.574	31.309	32.168	37.097	272.7	2:51:35.586
22	1	1:49.232 B	31.671	32.950	44.611	269.3	50:09.159	75	1	1:40.127	31.594	31.954	36.579	270.7	2:53:15.713
23	2	4:30.319	3:15.524	34.378	40.417		54:39.478	76	1	1:41.718	31.348	33.735	36.635	270.0	2:54:57.431
24	2	1:44.451	31.818	33.285	39.348	264.1	56:23.929	77	1	1:39.844	31.266	31.970	36.608	272.0	2:56:37.275
25	2	1:42.645	31.935	32.656	38.054	263.4	58:06.574	7 Nielsen Racing 1. Anthony WELLS 2. Colin NOBLE <small>Duqueine M30 - D08 - Nissan LMP3</small>							
26	2	1:41.143	31.625	32.323	37.195	267.3	59:47.717								
27	2	1:42.139	31.399	33.424	37.316	268.0	1:01:29.856	1	2	17:06.197 B	...	35.643	48.961		17:06.197
28	2	1:41.741	32.063	32.382	37.296	270.0	1:03:11.597	2	2	3:01.905	1:52.437	32.427	37.041		20:08.102
29	2	1:40.415	31.478	32.185	36.752	267.3	1:04:52.012	3	2	1:40.464	31.317	32.045	37.102	272.7	21:48.566
30	2	1:43.113	31.429	33.245	38.439	268.7	1:06:35.125	4	2	1:39.253	31.051	31.856	36.346	274.8	23:27.819
31	2	1:40.578	31.499	32.249	36.830	266.7	1:08:15.703	5	2	1:38.817	30.881	31.683	36.253	275.5	25:06.636
32	2	1:46.073	32.786	34.696	38.591	270.0	1:10:01.776	6	2	1:39.363	31.019	31.801	36.543	276.2	26:45.999
33	2	1:59.859 B	32.391	34.052	53.416	266.7	1:12:01.635	7	2	1:38.921	30.904	31.681	36.336	276.9	28:24.920
34	1	7:38.753	6:24.655	34.211	39.887		1:19:40.388	8	2	1:50.807 B	33.467	32.635	44.705	276.9	30:15.727
35	1	1:42.566	32.250	32.820	37.496	268.7	1:21:22.954	9	1	5:47.382	4:36.132	33.350	37.900		36:03.109
36	1	1:43.037	32.042	32.848	38.147	269.3	1:23:05.991	10	1	1:42.231	32.102	32.534	37.595	272.0	37:45.340
37	1	1:45.221	31.430	33.836	39.955	268.7	1:24:51.212	11	1	1:42.739	31.695	32.772	38.272	272.7	39:28.079
38	1	1:40.815	31.581	32.282	36.952	269.3	1:26:32.027	12	1	1:50.168 B	32.163	32.605	45.400	272.0	41:18.247
39	1	1:41.696	31.517	32.656	37.523	272.0	1:28:13.723	13	1	6:27.816	5:16.746	32.965	38.105		47:46.063
40	1	1:41.760	31.639	32.628	37.493	268.7	1:29:55.483	14	1	1:42.210	32.301	32.943	36.966	272.0	49:28.273
41	1	1:40.600	31.605	32.086	36.909	270.0	1:31:36.083	15	1	1:43.215	32.577	32.348	38.290	274.8	51:11.488
42	1	1:40.778	31.587	32.321	36.870	270.0	1:33:16.861	16	1	1:42.722	31.456	33.433	37.833	272.0	52:54.210
43	1	1:49.677 B	32.309	32.453	44.915	273.4	1:35:06.538	17	1	1:42.991	31.944	33.088	37.959	271.4	54:37.201
44	1	13:42.745	...	35.492	37.982		1:48:49.283	18	1	1:56.719 B	31.759	34.188	50.772	272.7	56:33.920
45	1	1:44.432	33.289	33.300	37.843	266.7	1:50:33.715	19	1	9:03.785	7:52.587	32.963	38.235		1:05:37.705
46	1	1:43.509	31.985	33.845	37.679	267.3	1:52:17.224	20	1	1:40.690	31.706	32.135	36.849	270.7	1:07:18.395
47	1	1:52.204 B	31.786	33.270	47.148	266.7	1:54:09.428	21	1	1:43.193	31.766	33.028	38.399	272.7	1:09:01.588
48	2	3:04.802	1:54.278	33.046	37.478		1:57:14.230	22	1	1:41.163	31.750	32.199	37.214	269.3	1:10:42.751
49	2	1:44.352	33.403	33.546	37.403	268.7	1:58:58.582	23	1	1:40.370	31.378	32.093	36.899	272.7	1:12:23.121
50	2	1:41.185	31.716	32.413	37.056	268.0	2:00:39.767	24	1	1:40.273	31.334	31.850	37.089	272.0	1:14:03.394
51	2	1:51.078 B	32.626	32.693	45.759	270.0	2:02:30.845	25	1	1:41.779	32.522	32.264	36.993	273.4	1:15:45.173
52	2	4:05.846	2:53.972	33.598	38.276		2:06:36.691	26	1	1:50.835 B	31.477	32.881	46.477	272.7	1:17:36.008
53	2	1:56.226	32.387	45.097	38.742	266.0	2:08:32.917	27	2	4:14.394	3:05.341	32.282	36.771		1:21:50.402
54	2	1:44.638	32.793	34.066	37.779	266.7	2:10:17.555	28	2	1:39.188	31.151	31.772	36.265	271.4	1:23:29.590
55	2	1:42.492	32.548	32.677	37.267	268.7	2:12:00.047	29	2	1:39.790	30.889	31.931	36.970	274.1	1:25:09.380
56	2	1:42.400	32.433	32.655	37.312	268.7	2:13:42.447	30	2	1:39.381	30.958	31.738	36.685	272.0	1:26:48.761
57	2	1:43.781	32.149	34.195	37.437	268.0	2:15:26.228	31	2	1:38.992	30.895	31.544	36.553	276.2	1:28:27.753
58	2	1:42.061	32.097	32.861	37.103	269.3	2:17:08.289	32	2	1:38.653	30.860	31.583	36.210	272.7	1:30:06.406
59	2	1:42.904	32.122	32.713	38.069	268.7	2:18:51.193	33	2	1:38.623	30.879	31.636	36.108	274.1	1:31:45.029
60	2	1:44.170	32.386	33.673	38.111	267.3	2:20:35.363	34	2	1:38.333	30.775	31.391	36.167	274.1	1:33:23.362
61	2	1:41.905	31.847	32.875	37.183	266.7	2:22:17.268								





ELMS Collective Test Day
4 Hours of Portimao
Afternoon Test

Sector Analysis

Lap	D	Time	Sector 1	Sector 2	Sector 3	T. Spd	Elapsed	Lap	D	Time	Sector 1	Sector 2	Sector 3	T. Spd	Elapsed
35	2	1:54.918B	31.307	33.036	50.575	276.9	1:35:18.280	30	2	1:39.370	30.712	31.525	37.133	272.7	1:19:46.706
36	2	16:46.252	...	33.278	38.041		1:52:04.532	31	2	1:38.022	30.790	31.241	35.991	271.4	1:21:24.728
37	2	1:41.054	31.557	32.375	37.122	268.7	1:53:45.586	32	2	1:39.596	31.351	32.154	36.091	273.4	1:23:04.324
38	2	1:40.446	31.530	32.029	36.887	272.0	1:55:26.032	33	2	1:39.174	30.770	31.252	37.152	272.7	1:24:43.498
39	2	1:42.614	32.174	33.472	36.968	272.7	1:57:08.646	34	2	1:40.080	31.279	31.630	37.171	272.7	1:26:23.578
40	2	1:41.303	31.744	32.095	37.464	272.0	1:58:49.949	35	2	1:39.556	31.085	32.023	36.448	272.7	1:28:03.134
41	2	1:40.722	31.694	32.171	36.857	270.7	2:00:30.671	36	2	1:37.634	30.719	31.045	35.870	272.0	1:29:40.768
42	2	1:55.837B	37.523	34.242	44.072	272.0	2:02:26.508	37	2	1:38.406	30.850	31.589	35.967	272.7	1:31:19.174
43	2	12:30.039	...	33.302	37.687		2:14:56.547	38	2	1:37.764	30.855	31.059	35.850	275.5	1:32:56.938
44	2	1:45.771	31.805	32.243	41.723	266.7	2:16:42.318	39	2	1:39.044	31.210	31.327	36.507	273.4	1:34:35.982
45	2	1:41.244	31.734	32.524	36.986	266.0	2:18:23.562	40	2	3:03.143B	48.227	1:00.303	1:14.613	258.4	1:37:39.125
46	2	1:42.799	31.621	32.764	38.414	270.0	2:20:06.361	41	2	45:07.709	...	31.804	35.982		2:22:46.834
47	2	1:40.407	31.691	31.925	36.791	269.3	2:21:46.768	42	2	1:52.530	30.710	30.930	50.890	268.7	2:24:39.364
48	2	1:55.247B	37.037	33.823	44.387	272.7	2:23:42.015	43	2	1:37.317	30.521	31.243	35.553	270.7	2:26:16.681
49	1	3:25.342	2:15.919	32.844	36.579		2:27:07.357	44	2	1:38.299	31.498	31.253	35.548	273.4	2:27:54.980
50	1	1:38.713	31.172	31.451	36.090	272.0	2:28:46.070	45	2	1:36.437	30.372	30.629	35.436	271.4	2:29:31.417
51	1	1:38.288	30.887	31.355	36.046	274.1	2:30:24.358	46	2	1:42.949B	30.439	30.952	41.558	272.0	2:31:14.366
52	1	1:40.746	31.059	32.022	37.665	274.8	2:32:05.104	47	2	12:29.027	...	36.427	41.624		2:43:43.393
53	1	1:39.323	31.312	31.625	36.386	274.8	2:33:44.427	48	2	1:46.308	32.923	33.646	39.739		2:45:29.701
54	1	1:41.208	31.420	31.761	38.027	274.1	2:35:25.635	49	2	1:44.853	32.274	33.324	39.255	266.7	2:47:14.554
55	1	2:42.662B	30.888	48.029	1:23.745	274.1	2:38:08.297	50	2	1:45.350	31.904	32.736	40.710	265.4	2:48:59.904

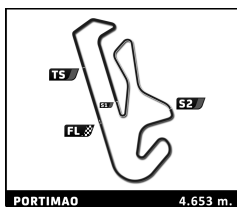
8 **Realteam Racing** Ligier JS P320 - Nissan
1. Esteban GARCIA LMP3
2. David DROUX

1	2	17:26.015	...	31.757	36.048		17:26.015
2	2	1:37.657	30.749	31.181	35.727	272.0	19:03.672
3	2	1:45.255	30.923	37.649	36.683	276.2	20:48.927
4	2	1:37.287	30.321	31.230	35.736	274.1	22:26.214
5	2	1:38.681	30.820	31.275	36.586	278.4	24:04.895
6	2	1:37.515	30.610	31.101	35.804	274.8	25:42.410
7	2	1:43.280B	30.306	31.167	41.807	276.2	27:25.690
8	2	4:40.198	3:32.915	31.519	35.764		32:05.888
9	2	1:38.612	30.589	31.095	36.928	273.4	33:44.500
10	2	1:37.477	30.648	31.109	35.720	273.4	35:21.977
11	2	1:37.232	30.524	31.058	35.650	273.4	36:59.209
12	2	1:43.412B	30.509	31.479	41.424	274.8	38:42.621
13	2	7:01.903	5:54.687	31.582	35.634		45:44.524
14	2	1:38.246	31.282	31.302	35.662	270.7	47:22.770
15	2	1:37.490	30.575	31.045	35.870	272.0	49:00.260
16	2	1:38.429	31.605	31.168	35.656	273.4	50:38.689
17	2	1:43.997	30.503	31.577	41.917	273.4	52:22.686
18	2	1:49.213	30.375	31.340	47.498	270.0	54:11.899
19	2	2:02.933B	30.488	30.915	1:01.530	270.7	56:14.832
20	2	5:11.660	4:02.995	32.079	36.586		1:01:26.492
21	2	1:39.145	30.680	32.046	36.419	270.0	1:03:05.637
22	2	1:37.599	30.574	30.979	36.046	270.7	1:04:43.236
23	2	1:37.199	30.460	31.030	35.709	271.4	1:06:20.435
24	2	1:43.997B	30.976	31.228	41.793	274.1	1:08:04.432
25	2	3:26.484	2:18.920	31.459	36.105		1:11:30.916
26	2	1:40.263	31.823	31.796	36.644	273.4	1:13:11.179
27	2	1:38.067	30.872	31.226	35.969	269.3	1:14:49.246
28	2	1:38.222	30.627	31.531	36.064	274.1	1:16:27.468
29	2	1:39.868	31.643	32.139	36.086	273.4	1:18:07.336

9 **Graff** Ligier JS P320 - Nissan
1. Vincent CAPILLAIRE LMP3
2. Arnold ROBIN
3. Maxime ROBIN

1	2	2:57.742	1:47.186	32.918	37.638		2:57.742
2	2	1:40.154	31.668	31.697	36.789	262.1	4:37.896
3	2	3:07.354B	45.390	1:01.458	1:20.506	267.3	7:45.250
4	2	9:17.475	8:07.966	32.443	37.066		17:02.725
5	2	1:42.188	32.104	32.427	37.657	267.3	18:44.913
6	2	1:42.089	31.372	33.035	37.682	268.0	20:27.002
7	2	1:41.845	32.228	32.682	36.935	268.0	22:08.847
8	2	1:50.817	31.633	39.559	39.625	269.3	23:59.664
9	2	1:39.285	31.064	31.799	36.422	269.3	25:38.949
10	2	1:39.995	31.053	31.855	37.087	270.7	27:18.944
11	2	1:47.688B	32.527	31.974	43.187	272.7	29:06.632
12	2	3:49.837	2:40.148	32.406	37.283		32:56.469
13	2	1:40.177	31.348	32.134	36.695	270.0	34:36.646
14	2	1:42.259	31.218	31.986	39.055	269.3	36:18.905
15	2	1:39.664	31.221	31.802	36.641	268.0	37:58.569
16	2	1:43.548	31.426	34.244	37.878	270.0	39:42.117
17	2	1:48.615B	33.335	32.042	43.238	272.0	41:30.732
18	1	3:27.004	2:16.952	32.299	37.753		44:57.736
19	1	1:40.737	31.419	31.910	37.408	270.0	46:38.473
20	1	1:40.555	31.214	32.159	37.182	268.0	48:19.028
21	1	1:39.074	30.999	31.427	36.648	267.3	49:58.102
22	1	1:39.197	31.267	31.651	36.279	268.0	51:37.299
23	1	1:38.674	31.044	31.346	36.284	268.7	53:15.973
24	1	1:48.567B	31.493	32.471	44.603	269.3	55:04.540
25	1	11:14.909	...	31.714	36.285		1:06:19.449






ELMS Collective Test Day
4 Hours of Portimao
Afternoon Test

Sector Analysis

Lap under Red Flag Invalidated Lap Personal Best Session Best B Crossing the pit lane

Lap	D	Time	Sector 1	Sector 2	Sector 3	T. Spd	Elapsed	Lap	D	Time	Sector 1	Sector 2	Sector 3	T. Spd	Elapsed
26	1	1:41.168	31.268	32.477	37.423	270.0	1:13:01.425	19	1	1:40.642	31.147	33.207	36.288	273.4	44:52.350
27	1	1:40.873	32.286	32.029	36.558	270.7	1:14:42.298	20	1	1:38.119	30.721	31.583	35.815	272.7	46:30.469
28	1	1:41.816	31.903	32.715	37.198	272.0	1:16:24.114	21	1	1:45.430 B	31.477	31.850	42.103	272.7	48:15.899
29	1	1:40.064	31.256	32.100	36.708	268.7	1:18:04.178	22	1	2:56.281	1:45.736	33.802	36.743		51:12.180
30	1	1:49.019 B	31.552	32.769	44.698	271.4	1:19:53.197	23	1	1:39.423	31.331	32.197	35.895	274.1	52:51.603
31	1	7:23.183	6:13.200	32.411	37.572		1:27:16.380	24	1	1:38.461	30.933	31.308	36.220	273.4	54:30.064
32	1	1:40.668	31.396	32.186	37.086	266.7	1:28:57.048	25	1	1:37.526	30.561	30.895	36.070	272.7	56:07.590
33	1	1:41.228	32.740	32.266	36.222	268.7	1:30:38.276	26	1	1:37.671	30.653	31.211	35.807	273.4	57:45.261
34	1	1:39.526	31.241	31.902	36.383	269.3	1:32:17.802	27	1	1:38.290	31.009	31.443	35.838	274.1	59:23.551
35	1	1:48.993 B	32.983	32.683	43.327	269.3	1:34:06.795	28	1	1:37.597	30.477	30.990	36.130	272.7	1:01:01.148
36	1	15:21.124	...	32.655	36.476		1:49:27.919	29	1	1:44.498 B	31.013	32.241	41.244	274.1	1:02:45.646
37	1	1:39.443	31.111	31.930	36.402	266.7	1:51:07.362	30	3	4:12.170	3:02.495	31.992	37.683		1:06:57.816
38	1	1:39.187	31.024	31.964	36.199	267.3	1:52:46.549	31	3	1:39.777	31.145	31.357	37.275	270.7	1:08:37.593
39	1	1:48.333 B	31.012	33.346	43.975	268.7	1:54:34.882	32	3	1:39.301	31.134	31.529	36.638	272.0	1:10:16.894
40	1	11:01.670	9:51.691	33.159	36.820		2:05:36.552	33	3	1:40.857	31.114	32.582	37.161	272.0	1:11:57.751
41	1	1:40.891	31.656	32.168	37.067	265.4	2:07:17.443	34	3	1:43.268	32.398	33.343	37.527	270.0	1:13:41.019
42	1	1:40.999	32.108	32.061	36.830	264.7	2:08:58.442	35	3	1:49.963	32.590	33.785	43.588	270.7	1:15:30.982
43	1	1:46.611 B	31.388	32.229	42.994	268.0	2:10:45.053	36	3	1:40.739	31.260	31.468	38.011	266.7	1:17:11.721
44	2	6:57.381	5:48.914	31.931	36.536		2:17:42.434	37	3	1:39.647	31.310	31.643	36.694	268.7	1:18:51.368
45	2	1:39.041	31.083	31.779	36.179	267.3	2:19:21.475	38	3	1:50.371 B	30.977	32.293	47.101	271.4	1:20:41.739
46	2	1:39.144	31.274	31.736	36.134	268.0	2:21:00.619	39	2	8:10.488	6:59.961	33.176	37.351		1:28:52.227
47	2	1:38.756	30.986	31.452	36.318	269.3	2:22:39.375	40	2	1:41.091	31.743	32.410	36.938	268.7	1:30:33.318
48	2	1:50.993 B	32.246	32.727	46.020	251.2	2:24:30.368	41	2	1:41.962	31.577	33.010	37.375	270.0	1:32:15.280
49	2	5:09.897	4:01.074	32.678	36.145		2:29:40.265	42	2	1:44.708	34.419	33.297	36.992	271.4	1:33:59.988
50	2	1:38.074	31.014	31.290	35.770	269.3	2:31:18.339	43	2	2:33.307 B	31.679	44.600	1:17.028	270.7	1:36:33.295
51	2	1:38.186	30.903	31.601	35.682	268.7	2:32:56.525	44	2	4:23.314	3:14.134	32.470	36.710		1:40:56.609
52	2	1:37.635	30.762	31.091	35.782	270.0	2:34:34.160	45	2	1:41.601	32.351	32.250	37.000	270.7	1:42:38.210
53	2	1:37.894	30.614	31.508	35.772	270.0	2:36:12.054	46	2	1:39.766	31.460	31.942	36.364	272.0	1:44:17.976
54	2	3:20.432 B	1:00.123	1:01.072	1:19.237	133.8	2:39:32.486	47	2	1:39.668	31.311	31.822	36.535	272.0	1:45:57.644
55	2	5:18.714 B	4:00.528	32.101	46.085		2:44:51.200	48	2	1:39.478	31.289	31.795	36.394	273.4	1:47:37.122
56	1	3:38.208 B	2:19.234	33.868	45.106		2:48:29.408	49	2	1:40.101	31.164	31.917	37.020	272.7	1:49:17.223
57	2	3:32.686 B	2:16.563	31.980	44.143		2:52:02.094	50	2	1:46.617 B	31.325	32.038	43.254	273.4	1:51:03.840
15 RLR Msport 1.Malthe JAKOBSEN 3.Lorenzo VEGLIA Ligier JS P320 - Nissan 2.James DAYSON LMP3								51	2	4:32.486	3:22.165	33.597	36.724	1:55:36.326	
								52	2	1:38.204	31.070	31.446	35.688	271.4	1:57:14.530
								53	2	1:41.005	31.759	31.459	37.787	276.2	1:58:55.535
								54	2	1:36.817	30.521	30.965	35.331	272.7	2:00:32.352
								55	2	1:36.714	30.334	30.817	35.563	274.8	2:02:09.066
								56	2	1:38.059	30.999	31.331	35.729	274.8	2:03:47.125
								57	2	1:37.421	30.511	31.478	35.432	273.4	2:05:24.546
								58	2	1:43.160 B	30.662	31.579	40.919	274.1	2:07:07.706
								59	1	3:42.825	2:29.294	32.152	41.379		2:10:50.531
								60	1	1:39.345	31.344	31.690	36.311	268.7	2:12:29.876
								61	1	1:38.984	30.993	31.200	36.791	272.0	2:14:08.860
								62	1	1:39.846	31.065	31.806	36.975	272.7	2:15:48.706
								63	1	1:44.746	30.934	31.857	41.955	273.4	2:17:33.452
								64	1	1:39.210	31.020	31.409	36.781	270.7	2:19:12.662
								65	1	1:47.670 B	31.490	32.221	43.959	272.7	2:21:00.332
								66	3	4:02.243	2:49.037	33.360	39.846		2:25:02.575
								67	3	1:39.674	31.345	31.364	36.965	270.0	2:26:42.249
								68	3	1:38.688	30.831	31.439	36.418	273.4	2:28:20.937
								69	3	1:38.196	30.827	31.156	36.213	272.0	2:29:59.133
								70	3	1:48.372	32.184	36.593	39.595	272.7	2:31:47.505
								71	3	1:38.483	31.041	31.291	36.151	271.4	2:33:25.988



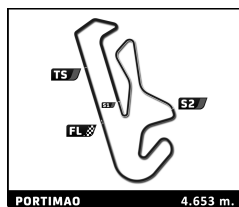


ELMS Collective Test Day
4 Hours of Portimao
Afternoon Test

Sector Analysis

Lap under Red Flag								Invalidated Lap	Personal Best	Session Best	B Crossing the pit lane						
Lap	D	Time	Sector 1	Sector 2	Sector 3	T. Spd	Elapsed	Lap	D	Time	Sector 1	Sector 2	Sector 3	T. Spd	Elapsed		
72	3	1:45.405	B	30.969	31.102	43.334	272.0	2:35:11.393	42	1	1:41.139	31.402	32.898	36.839	269.3	2:20:56.300	
73	3	7:52.042	6:39.460	33.779	38.803			2:43:03.435	43	1	1:42.026	31.861	32.703	37.462	270.0	2:22:38.326	
74	3	1:41.132	31.616	32.428	37.088			2:44:44.567	44	1	1:51.097	B	33.026	32.467	45.604	266.7	2:24:29.423
75	3	1:46.982	B	31.676	32.233	43.073	272.0	2:46:31.549	45	2	10:07.913	8:57.374	33.684	36.855		2:34:37.336	
76	2	3:25.629	2:16.048	32.548	37.033			2:49:57.178	46	2	1:42.543		31.377	32.125	39.041	266.7	2:36:19.879
77	2	1:40.214	31.490	31.928	36.796	269.3	2:51:37.392	47	2	3:34.844	B	1:13.079	1:01.053	1:20.712	80.0	2:39:54.723	
78	2	1:40.083	31.426	31.833	36.824	272.7	2:53:17.475	48	2	3:52.164	2:42.729	32.688	36.747		2:43:46.887		
79	2	1:40.730	31.631	32.199	36.900	273.4	2:54:58.205	49	2	1:40.772	31.788	32.330	36.654		2:45:27.659		
80	2	1:40.166	31.428	31.958	36.780	272.7	2:56:38.371	50	2	1:40.321	31.230	32.137	36.954	266.0	2:47:07.980		
16			BHK Motorsport		Ligier JS P320 - Nissan				20			High Class Racing		Oreca 07 - Gibson		LMP2	
		1. Tom CLOET		3. Alex FONTANA		LMP3				1. Anders FJORDBACH		2. Dennis ANDERSEN					
		2. Julius ADOMAVICIUS															
1	2	2:59.191	1:44.278	35.306	39.607		2:59.191	1	1	2:03.186	54.338	32.676	36.172		2:03.186		
2	2	9:15.271	B	33.559	32.768	8:08.944	261.5	12:14.462	2	1	1:31.963	28.538	29.501	33.924	292.7	3:35.149	
3	2	12:17.950	...	34.551	38.879		24:32.412	3	1	1:42.137	B	28.222	29.138	44.777	297.5	5:17.286	
4	2	1:44.173	32.722	33.987	37.464	264.1	26:16.585	4	1	12:00.205	...	33.677	36.990		17:17.491		
5	2	1:41.906	31.992	33.067	36.847	263.4	27:58.491	5	1	1:31.496	28.235	29.554	33.707	299.2	18:48.987		
6	2	1:43.303	31.722	34.635	36.946	268.7	29:41.794	6	1	1:32.687	28.295	30.371	34.021	300.8	20:21.674		
7	2	1:41.834	32.321	32.811	36.702	269.3	31:23.628	7	1	1:32.265	28.887	29.408	33.970	300.8	21:53.939		
8	2	1:41.487	31.950	32.828	36.709	270.0	33:05.115	8	1	1:42.604	B	30.983	30.227	41.394	302.5	23:36.543	
9	2	1:57.171	B	32.745	33.492	50.934	266.7	35:02.286	9	1	3:21.058	2:16.482	30.566	34.010		26:57.601	
10	3	19:52.309	...	33.360	36.598		54:54.595	10	1	1:30.571	28.065	28.985	33.521	300.0	28:28.172		
11	3	1:40.082	31.535	32.364	36.183	265.4	56:34.677	11	1	1:33.689	29.911	29.838	33.940	300.8	30:01.861		
12	3	1:38.818	31.202	31.693	35.923	265.4	58:13.495	12	1	1:40.036	B	30.533	30.114	39.389	302.5	31:41.897	
13	3	1:38.785	31.081	31.628	36.076	266.0	59:52.280	13	2	3:51.263	2:43.947	32.901	34.415		35:33.160		
14	3	1:38.626	31.185	31.339	36.102	267.3	1:01:30.906	14	2	1:33.488	29.304	30.067	34.117	297.5	37:06.648		
15	3	1:40.941	32.042	32.345	36.554	268.7	1:03:11.847	15	2	1:32.947	28.853	29.921	34.173	299.2	38:39.595		
16	3	1:42.792	31.697	33.712	37.383	268.7	1:04:54.639	16	2	1:33.243	28.896	30.000	34.347	299.2	40:12.838		
17	3	1:47.455	B	30.989	31.498	44.968	268.0	1:06:42.094	17	2	1:33.422	29.221	29.939	34.262	298.3	41:46.260	
18	3	7:36.923	6:28.321	31.662	36.940		1:14:19.017	18	2	1:33.449	29.000	29.939	34.510	299.2	43:19.709		
19	3	1:38.671	31.250	31.392	36.029	266.0	1:15:57.688	19	2	1:34.423	29.126	30.542	34.755	297.5	44:54.132		
20	3	1:38.431	30.777	31.678	35.976	268.0	1:17:36.119	20	2	1:40.452	B	29.093	30.500	40.859	297.5	46:34.584	
21	3	1:38.186	30.847	31.268	36.071	269.3	1:19:14.305	21	2	6:33.744	5:29.011	30.439	34.294		53:08.328		
22	3	1:38.079	B	30.769	31.354	35.956	268.7	1:20:52.384	22	2	1:34.379	29.951	29.859	34.569	299.2	54:42.707	
23	3	1:46.081	B	31.626	32.011	42.444	269.3	1:22:38.465	23	2	1:34.062	29.339	30.419	34.304	297.5	56:16.769	
24	1	11:25.692	...	34.331	37.728		1:34:04.157	24	2	1:33.795	29.542	29.860	34.393	300.8	57:50.564		
25	1	2:40.208	B	31.848	49.712	1:18.648	263.4	1:36:44.365	25	2	1:32.887	28.906	29.927	34.054	299.2	59:23.451	
26	1	3:39.924	2:28.403	33.612	37.909		1:40:24.289	26	2	1:33.219	29.280	29.767	34.172	299.2	1:00:56.670		
27	1	1:42.578	32.170	32.908	37.500	262.8	1:42:06.867	27	2	1:32.910	28.961	29.897	34.052	300.8	1:02:29.580		
28	1	1:42.666	32.285	32.773	37.608	266.7	1:43:49.533	28	2	1:32.743	29.114	29.638	33.991	300.0	1:04:02.323		
29	1	1:42.549	32.647	32.902	37.000	269.3	1:45:32.082	29	2	1:35.138	29.088	30.537	35.513	301.7	1:05:37.461		
30	1	1:43.958	32.970	33.250	37.738	268.0	1:47:16.040	30	2	1:39.157	B	29.216	30.252	39.689	298.3	1:07:16.618	
31	1	1:43.660	32.519	33.032	38.109	262.1	1:48:59.700	31	1	10:06.903	8:48.616	40.922	37.365		1:17:23.521		
32	1	2:01.227	B	33.009	34.783	53.435	262.8	1:51:00.927	32	1	1:30.300	28.025	29.014	33.261	300.8	1:18:53.821	
33	1	14:38.501	...	33.585	37.522		2:05:39.428	33	1	1:34.624	28.528	29.936	36.160	300.0	1:20:28.445		
34	1	1:41.554	32.084	32.620	36.850	263.4	2:07:20.982	34	1	1:33.153	28.679	29.550	34.924	302.5	1:22:01.598		
35	1	1:42.222	32.512	32.429	37.281	266.0	2:09:03.204	35	1	1:46.914	29.846	41.774	35.294	302.5	1:23:48.512		
36	1	1:41.599	31.969	32.688	36.942	267.3	2:10:44.803	36	1	1:30.743	27.948	28.773	34.022	300.0	1:25:19.255		
37	1	1:40.921	31.533	32.277	37.111	268.0	2:12:25.724										
38	1	1:40.330	31.606	32.152	36.572	267.3	2:14:06.054										
39	1	1:41.470	32.131	32.173	37.166	267.3	2:15:47.524										
40	1	1:47.504	31.453	37.648	38.403	268.7	2:17:35.028										
41	1	1:40.133	31.497	32.314	36.322	268.7	2:19:15.161										





ELMS Collective Test Day

4 Hours of Portimao

Afternoon Test

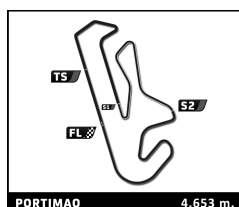
PORTIMÃO 4.653 m.

Sector Analysis

Lap under Red Flag Invalidated Lap Personal Best Session Best Crossing the pit lane

Lap	D	Time	Sector 1	Sector 2	Sector 3	T. Spd	Elapsed	Lap	D	Time	Sector 1	Sector 2	Sector 3	T. Spd	Elapsed
8	3	1:34.280	30.521	29.631	34.128	293.5	31:35.007	61	1	1:34.834	28.923	31.739	34.172	295.1	2:15:21.396
9	3	1:32.632	28.555	29.533	34.544	296.7	33:07.639	62	1	1:34.156	29.336	29.877	34.943	300.0	2:16:55.552
10	3	1:33.496	29.755	29.869	33.872	293.5	34:41.135	63	1	1:33.895	28.941	30.228	34.726	299.2	2:18:29.447
11	3	1:41.688 B	28.988	30.179	42.521	297.5	36:22.823	64	1	1:33.250	28.837	29.877	34.536	295.9	2:20:02.697
12	1	3:49.983	2:41.900	31.564	36.519		40:12.806	65	1	1:32.199	28.738	29.563	33.898	298.3	2:21:34.896
13	1	1:35.424	29.839	30.925	34.660	285.7	41:48.230	66	1	1:34.844	30.982	30.007	33.855	299.2	2:23:09.740
14	1	1:33.401	28.930	29.906	34.565	295.1	43:21.631	67	1	1:33.221	28.721	29.882	34.618	299.2	2:24:42.961
15	1	1:35.996	29.950	30.071	35.975	296.7	44:57.627	68	1	1:39.946	34.673	30.330	34.943	300.8	2:26:22.907
16	1	1:33.585	29.363	30.074	34.148	290.3	46:31.212	69	1	1:39.134 B	28.988	29.881	40.265	295.1	2:28:02.041
17	1	1:33.243	29.567	29.473	34.203	297.5	48:04.455	70	1	2:50.026	1:45.747	30.169	34.110		2:30:52.067
18	1	1:32.401	28.742	29.551	34.108	295.9	49:36.856	71	1	1:32.746	29.408	29.669	33.669	297.5	2:32:24.813
19	1	1:33.128	28.655	29.644	34.829	296.7	51:09.984	72	1	1:31.489	28.526	29.228	33.735	296.7	2:33:56.302
20	1	1:34.217	28.968	30.027	35.222	295.9	52:44.201	73	1	1:32.888	29.154	29.502	34.232	298.3	2:35:29.190
21	1	1:34.171	28.801	30.024	35.346	295.9	54:18.372	74	1	2:40.505 B	28.460	47.601	1:24.444	299.2	2:38:09.695
22	1	1:32.869	29.037	29.613	34.219	288.8	55:51.241	75	3	4:50.079	3:44.735	30.914	34.430		2:42:59.774
23	1	1:33.380	28.816	29.638	34.926	295.9	57:24.621	76	3	1:36.660 B	28.741	29.296	38.623		2:44:36.434
24	1	1:33.124	28.815	29.643	34.666	295.1	58:57.745	77	2	2:58.235	1:52.768	29.662	35.805		2:47:34.669
25	1	1:48.564 B	34.042	31.430	43.092	295.1	1:00:46.309	78	2	1:30.419	28.317	28.889	33.213	298.3	2:49:05.088
26	2	8:01.404	6:56.779	30.273	34.352		1:08:47.713	79	2	1:32.035	28.236	29.965	33.834	300.8	2:50:37.123
27	2	1:32.161	29.131	29.185	33.845	297.5	1:10:19.874	80	2	1:37.611 B	28.194	29.623	39.794	300.0	2:52:14.734
28	2	1:34.557	28.626	29.736	36.195	299.2	1:11:54.431	81	2	2:37.869	1:32.705	30.988	34.176		2:54:52.603
29	2	1:38.264 B	28.458	29.178	40.628	292.7	1:13:32.695	82	2	1:30.731	28.249	29.013	33.469	297.5	2:56:23.334
30	2	4:30.337	3:26.384	30.194	33.759		1:18:03.032	25 Algarve Pro Racing 1. John FALB 2. Gabriel AUBRY 3. Arjun MAINI Oreca 07 - Gibson LMP2							
31	2	1:33.191	28.083	29.911	35.197	298.3	1:19:36.223	1	3	29:25.605	...	36.255	39.545		29:25.605
32	2	1:37.620	27.952	32.200	37.468	298.3	1:21:13.843	2	3	1:38.414	31.174	31.513	35.727	291.9	31:04.019
33	2	1:30.467	28.362	28.812	33.293	298.3	1:22:44.310	3	3	1:36.538	30.636	30.983	34.919	292.7	32:40.557
34	2	1:38.354 B	28.238	29.005	41.111	298.3	1:24:22.664	4	3	1:33.901	29.532	30.158	34.211	294.3	34:14.458
35	2	3:46.969	2:42.129	30.789	34.051		1:28:09.633	5	3	1:35.808	31.687	30.192	33.929	298.3	35:50.266
36	2	1:31.384	28.560	29.247	33.577	298.3	1:29:41.017	6	3	1:40.154 B	28.885	29.904	41.365	299.2	37:30.420
37	2	1:31.864	28.787	29.149	33.928	297.5	1:31:12.881	7	3	3:40.468	2:31.347	32.876	36.245		41:10.888
38	2	1:31.843	28.660	29.291	33.892	297.5	1:32:44.724	8	3	1:31.566	28.943	29.256	33.367	295.1	42:42.454
39	2	1:31.743	28.664	29.092	33.987	296.7	1:34:16.467	9	3	1:30.873	28.463	29.145	33.265	298.3	44:13.327
40	2	2:40.250 B	28.560	55.920	1:15.770	296.7	1:36:56.717	10	3	1:32.109	28.375	30.134	33.600	298.3	45:45.436
41	3	4:11.528	3:04.815	33.116	33.597		1:41:08.245	11	3	1:33.225	30.120	29.564	33.541	300.0	47:18.661
42	3	1:31.633	28.380	29.223	34.030	297.5	1:42:39.878	12	3	1:38.365 B	28.658	29.946	39.761	299.2	48:57.026
43	3	1:33.184	29.454	29.738	33.992	295.9	1:44:13.062	13	3	4:18.953	3:13.489	31.069	34.395		53:15.979
44	3	1:37.028 B	28.425	29.003	39.600	298.3	1:45:50.090	14	3	1:34.838	30.558	30.520	33.760	296.7	54:50.817
45	2	2:52.835	1:46.239	32.267	34.329		1:48:42.925	15	3	1:31.383	28.082	28.977	34.324	296.7	56:22.200
46	2	1:32.127	28.909	29.320	33.898	298.3	1:50:15.052	16	3	1:33.351	29.255	30.076	34.020	295.9	57:55.551
47	2	1:32.217	28.848	29.341	34.028	298.3	1:51:47.269	17	3	1:30.690	28.149	28.911	33.630	296.7	59:26.241
48	2	1:35.537	29.778	30.157	35.602	297.5	1:53:22.806	18	3	1:41.104 B	28.575	31.001	41.528	298.3	1:01:07.345
49	2	1:32.837	29.481	29.473	33.883	299.2	1:54:55.643	19	1	3:52.792	2:41.295	32.257	39.240		1:05:00.137
50	2	1:32.785	28.698	30.114	33.973	297.5	1:56:28.428	20	1	1:37.568	30.773	31.539	35.256	291.9	1:06:37.705
51	2	1:32.640	28.857	29.537	34.246	296.7	1:58:01.068	21	1	1:37.982	29.741	31.700	36.541	294.3	1:08:15.687
52	2	1:31.748	28.721	29.348	33.679	293.5	1:59:32.816	22	1	1:34.842	29.889	30.355	34.598	291.9	1:09:50.529
53	2	1:34.086	29.028	30.142	34.916	299.2	2:01:06.902	23	1	1:34.328	29.448	30.290	34.590	295.1	1:11:24.857
54	2	1:38.113 B	29.562	29.352	39.199	293.5	2:02:45.015	24	1	1:34.639	29.213	30.401	35.025	295.1	1:12:59.496
55	1	3:14.356	2:09.505	30.361	34.490		2:05:59.371	25	1	1:34.600	29.259	30.248	35.093	296.7	1:14:34.096
56	1	1:33.846	29.094	30.426	34.326	295.9	2:07:33.217	26	1	1:34.537	29.291	30.651	34.595	295.9	1:16:08.633
57	1	1:34.337	29.067	31.081	34.189	296.7	2:09:07.554	27	1	1:35.707	29.454	30.364	35.889	296.7	1:17:44.340
58	1	1:34.192	28.966	30.529	34.697	297.5	2:10:41.746	28	1	1:40.834 B	29.397	30.471	40.966	295.9	1:19:25.174
59	1	1:32.305	28.746	29.488	34.071	295.1	2:12:14.051								
60	1	1:32.511	28.798	29.648	34.065	298.3	2:13:46.562								





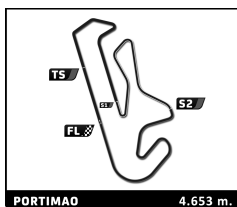
PORTIMÃO 4.653 m.

ELMS Collective Test Day
4 Hours of Portimao
Afternoon Test

Sector Analysis

		Lap under Red Flag										Invalidated Lap										Personal Best										Session Best										B Crossing the pit lane																																																																																																																																																																																															
Lap	D	Time	Sector 1	Sector 2	Sector 3	T. Spd	Elapsed	Lap	D	Time	Sector 1	Sector 2	Sector 3	T. Spd	Elapsed	Lap	D	Time	Sector 1	Sector 2	Sector 3	T. Spd	Elapsed	Lap	D	Time	Sector 1	Sector 2	Sector 3	T. Spd	Elapsed	Lap	D	Time	Sector 1	Sector 2	Sector 3	T. Spd	Elapsed																																																																																																																																																																																																		
8	2	1:34.944	30.566	29.493	34.885	301.7	22:53.961	61	3	1:33.311	29.313	30.179	33.819	305.9	2:17:25.481	62	3	1:31.919	29.056	29.387	33.476	305.9	2:18:57.400	63	3	1:39.308B	28.351	29.818	41.139	300.0	2:20:36.708	64	1	4:20.891	3:16.000	30.321	34.570	2:24:57.599	65	1	1:30.972	28.555	29.071	33.346	300.8	2:26:28.571	66	1	1:31.935	28.408	29.407	34.120	302.5	2:28:00.506	67	1	1:38.517B	29.181	29.274	40.062	297.5	2:29:39.023	68	1	2:50.432	1:47.070	30.280	33.082	2:32:29.455	69	1	1:29.430	27.987	28.588	32.855	301.7	2:33:58.885	70	1	1:32.420	27.989	30.189	34.242	304.2	2:35:31.305	71	1	2:55.588B	28.311	1:02.192	1:25.085	304.2	2:38:26.893	72	2	4:38.955	3:32.385	31.383	35.187	2:43:05.848	73	2	1:32.507	28.904	30.009	33.594	2:44:38.355	74	2	1:34.866	28.603	29.624	36.639	300.0	2:46:13.221	75	2	1:31.432	28.421	28.955	34.056	302.5	2:47:44.653	76	2	1:30.810	28.350	29.027	33.433	301.7	2:49:15.463	77	2	1:31.277	28.426	29.131	33.720	302.5	2:50:46.740	78	2	1:32.192	28.825	29.643	33.724	303.4	2:52:18.932	79	2	1:33.709	29.226	29.959	34.524	302.5	2:53:52.641	80	2	1:34.937	29.805	30.593	34.539	302.5	2:55:27.578																																																																						
31																																		Panis Racing					Oreca 07 - Gibson LMP2																																																																																																																																																																																																		
1.Julien CANAL																																																																																																																																																																																																																																									
2.Nicolas JAMIN																																																																																																																																																																																																																																									
3.William STEVENS																																																																																																																																																																																																																																									
1	1	4:40.733	3:33.372	32.145	35.216	4:40.733	2	1	3:06.851B	43.653	1:02.642	1:20.556	296.7	7:47.584	3	1	8:55.342	7:46.872	33.793	34.677	16:42.926	4	1	1:36.981	29.907	32.035	35.039	297.5	18:19.907	5	1	1:32.982	29.457	29.645	33.880	295.1	19:52.889	6	1	1:33.701	29.682	30.015	34.004	274.1	21:26.590	7	1	1:35.026	29.416	30.122	35.488	284.2	23:01.616	8	1	1:32.405	28.829	29.675	33.901	296.7	24:34.021	9	1	1:34.437	29.328	30.411	34.698	302.5	26:08.458	10	1	1:32.521	28.661	29.949	33.911	301.7	27:40.979	11	1	1:42.733B	29.187	31.509	42.037	299.2	29:23.712	12	3	2:58.492	1:52.528	31.660	34.304	32:22.204	13	3	1:32.896	29.131	29.754	34.011	299.2	33:55.100	14	3	1:36.212	30.920	30.287	35.005	300.0	35:31.312	15	3	1:41.790B	29.905	30.207	41.678	296.7	37:13.102	16	3	3:42.436	2:38.241	30.147	34.048	40:55.538	17	3	1:30.986	28.469	29.162	33.355	300.8	42:26.524	18	3	1:30.628	28.312	29.329	32.987	301.7	43:57.152	19	3	1:31.581	28.149	29.372	34.060	300.8	45:28.733	20	3	1:41.196B	29.640	29.898	41.658	295.1	47:09.929	21	3	4:19.146	3:15.320	30.105	33.721	51:29.075	22	3	1:29.978	28.043	29.082	32.853	300.0	52:59.053	23	3	1:32.361	28.053	30.372	33.936	301.7	54:31.414	24	3	1:31.621	28.964	29.281	33.376	298.3	56:03.035	25	3	1:39.524B	28.282	29.425	41.817	301.7	57:42.559	26	1	4:06.003	3:00.424	31.253	34.326	1:01:48.562	27	1	1:32.899	28.682	30.245	33.972	297.5	1:03:21.461	28	1	1:34.576	29.278	30.393	34.905	299.2	1:04:56.037	29	1	1:33.893	29.470	30.217	34.206	300.0	1:06:29.930	30	1	1:34.403	28.894	31.387	34.122	301.7	1:08:04.333





ELMS Collective Test Day

4 Hours of Portimao

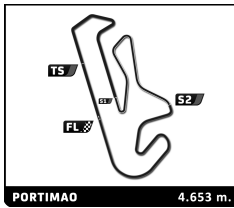
Afternoon Test

Sector Analysis

■ Lap under Red Flag
 ■ Invalidated Lap
 ■ Personal Best
 ■ Session Best
 ■ Crossing the pit lane

Lap	D	Time	Sector 1	Sector 2	Sector 3	T. Spd	Elapsed	Lap	D	Time	Sector 1	Sector 2	Sector 3	T. Spd	Elapsed
51 AF Corse Ferrari 488 GTE Evo 1.Christoph ULRICH LMGTE 2.Alexander WEST								51 2 1:45.875 33.187 33.398 39.290 256.5 1:56:16.241 52 2 1:45.752 32.756 33.587 39.409 257.1 1:58:01.993 53 2 1:55.174 B 33.500 34.269 47.405 256.5 1:59:57.167 54 2 5:13.544 4:01.648 33.572 38.324 2:05:10.711 55 2 1:45.135 32.909 33.716 38.510 258.4 2:06:55.846 56 2 1:44.223 32.669 33.187 38.367 258.4 2:08:40.069 57 2 1:45.007 32.647 33.346 39.014 257.8 2:10:25.076 58 2 1:44.795 32.792 33.442 38.561 257.1 2:12:09.871 59 2 1:44.850 33.192 33.247 38.411 257.8 2:13:54.721 60 2 1:43.977 33.244 32.857 37.876 257.8 2:15:38.698 61 2 1:44.962 33.005 33.562 38.395 257.8 2:17:23.660 62 2 1:44.636 33.427 33.083 38.126 258.4 2:19:08.296 63 2 1:44.301 32.769 33.413 38.119 258.4 2:20:52.597 64 2 1:44.787 32.745 33.914 38.128 257.8 2:22:37.384 65 2 1:53.289 32.743 33.191 47.355 257.8 2:24:30.673 66 2 1:44.963 32.817 33.484 38.662 257.8 2:26:15.636 67 2 1:45.720 33.508 33.991 38.221 256.5 2:28:01.356 68 2 1:45.653 32.847 33.713 39.093 259.6 2:29:47.009 69 2 1:44.504 32.507 33.172 38.825 257.1 2:31:31.513 70 2 1:43.239 32.193 33.076 37.970 259.6 2:33:14.752 71 2 1:43.651 32.569 33.035 38.047 260.2 2:34:58.403 72 2 1:56.444 B 32.459 33.090 50.895 260.2 2:36:54.847 73 3 6:12.192 4:56.820 35.691 39.681 2:43:07.039 74 3 1:44.338 32.725 33.526 38.087 2:44:51.377 75 3 1:43.516 32.436 32.868 38.212 260.2 2:46:34.893 76 3 1:48.432 32.758 34.561 41.113 260.9 2:48:23.325 77 3 1:43.900 32.570 32.950 38.380 259.6 2:50:07.225 78 3 1:44.174 32.323 33.706 38.145 258.4 2:51:51.399 79 3 1:44.227 32.611 33.051 38.565 260.2 2:53:35.626 80 3 1:44.482 32.840 32.864 38.778 259.6 2:55:20.108							
55 Spirit of Race Ferrari 488 GTE Evo 1.Duncan CAMERON LMGTE 2.Matthew GRIFFIN								55 2 3:03.287 1:50.931 33.597 38.759 3:03.287 2 2 1:43.654 32.531 32.594 38.529 257.1 4:46.941 3 2 3:14.848 B 57.575 1:00.267 1:17.006 180.3 8:01.789 4 2 9:50.668 8:38.983 33.409 38.276 17:52.457 5 2 1:42.626 32.158 32.423 38.045 260.9 19:35.083 6 2 1:42.633 32.208 32.475 37.950 262.1 21:17.716 7 2 1:47.774 32.449 34.018 41.307 262.1 23:05.490 8 2 1:42.139 32.155 32.460 37.524 264.7 24:47.629 9 2 1:42.207 32.224 32.361 37.622 263.4 26:29.836 10 2 1:51.467 B 32.315 32.946 46.206 264.7 28:21.303 11 2 3:23.605 2:10.445 33.612 39.548 31:44.908 12 2 1:40.961 31.840 32.147 36.974 263.4 33:25.869 13 2 1:41.098 31.916 32.049 37.133 264.1 35:06.967 14 2 1:47.213 33.552 35.008 38.653 262.8 36:54.180 15 2 1:41.256 31.923 32.278 37.055 262.8 38:35.436 16 2 1:49.880 B 32.422 33.124 44.334 262.8 40:25.316 17 1 3:41.775 2:29.987 33.757 38.031 44:07.091 18 1 1:43.890 32.635 33.192 38.063 262.8 45:50.981 19 1 1:43.849 33.019 32.805 38.025 260.2 47:34.830 20 1 1:43.895 32.613 33.394 37.888 260.9 49:18.725							





ELMS Collective Test Day
4 Hours of Portimao
Afternoon Test

Sector Analysis

Lap under Red Flag Invalidated Lap Personal Best Session Best B Crossing the pit lane

Lap	D	Time	Sector 1	Sector 2	Sector 3	T. Spd	Elapsed	Lap	D	Time	Sector 1	Sector 2	Sector 3	T. Spd	Elapsed
26	2	1:41.730	32.011	32.402	37.317	262.1	1:00:02.243								
27	2	1:42.393	32.001	33.050	37.342	262.1	1:01:44.636								
28	2	1:41.980	32.076	32.567	37.337	262.8	1:03:26.616								
29	2	1:42.003	32.167	32.366	37.470	263.4	1:05:08.619								
30	2	1:41.101	31.868	32.219	37.014	264.7	1:06:49.720								
31	2	1:41.743	31.928	32.563	37.252	264.7	1:08:31.463								
32	2	1:41.505	31.989	32.177	37.339	264.7	1:10:12.968								
33	2	1:43.918	32.103	33.011	38.804	265.4	1:11:56.886								
34	2	1:43.845	32.265	33.158	38.422	264.7	1:13:40.731								
35	2	1:42.515	32.190	32.472	37.853	262.8	1:15:23.246								
36	2	1:41.526	31.806	32.547	37.173	264.1	1:17:04.772								
37	2	1:41.579	31.754	32.352	37.473	266.0	1:18:46.351								
38	2	1:40.943	31.733	32.171	37.039	264.7	1:20:27.294								
39	2	1:48.724 B	33.122	32.355	43.247	264.7	1:22:16.018								
40	1	20:24.560	...	34.738	41.556		1:42:40.578								
41	1	1:43.670	32.482	33.073	38.115	262.8	1:44:24.248								
42	1	1:43.052	32.636	32.947	37.469	262.8	1:46:07.300								
43	1	1:43.018	32.311	33.144	37.563	263.4	1:47:50.318								
44	1	1:43.132	32.213	33.050	37.869	264.7	1:49:33.450								
45	1	1:43.500	32.685	33.269	37.546	264.7	1:51:16.950								
46	1	1:43.059	32.303	32.904	37.852	263.4	1:53:00.009								
47	1	1:43.434	32.573	33.054	37.807	262.1	1:54:43.443								
48	1	1:44.453	33.153	33.109	38.191	263.4	1:56:27.896								
49	1	1:43.842	32.544	33.324	37.974	264.1	1:58:11.738								
50	1	1:42.985	32.352	33.135	37.498	263.4	1:59:54.723								
51	1	1:50.132 B	32.361	32.920	44.851	264.1	2:01:44.855								
52	3	6:30.292	5:15.598	34.791	39.903		2:08:15.147								
53	3	1:45.459	32.517	33.928	39.014	262.8	2:10:00.606								
54	3	1:41.326	31.700	32.298	37.328	263.4	2:11:41.932								
55	3	1:42.781	31.770	33.390	37.621	264.7	2:13:24.713								
56	3	1:41.460	31.698	32.421	37.341	264.7	2:15:06.173								
57	3	1:42.768	32.173	32.855	37.740	264.1	2:16:48.941								
58	3	1:48.113 B	31.695	32.640	43.778	264.7	2:18:37.054								
59	3	7:15.114	6:03.386	34.682	37.046		2:25:52.168								
60	3	1:40.850	31.779	32.100	36.971	263.4	2:27:33.018								
61	3	1:41.864	32.363	32.429	37.072	263.4	2:29:14.882								
62	3	1:41.464	31.751	32.329	37.384	263.4	2:30:56.346								
63	3	1:40.967	31.767	32.116	37.084	264.1	2:32:37.313								
64	3	1:42.057	32.001	32.535	37.521	264.7	2:34:19.370								
65	3	1:47.488 B	31.691	32.482	43.315	264.7	2:36:06.858								
66	2	10:54.051	9:44.383	32.368	37.300		2:47:00.909								
67	2	1:42.200	32.137	32.850	37.213	262.8	2:48:43.109								
68	2	1:42.355	32.802	32.386	37.167	263.4	2:50:25.464								
69	2	1:41.691	31.789	32.371	37.531	263.4	2:52:07.155								
70	2	1:42.666	32.057	32.465	38.144	264.7	2:53:49.821								
71	2	1:45.019	32.623	34.774	37.622	263.4	2:55:34.840								

