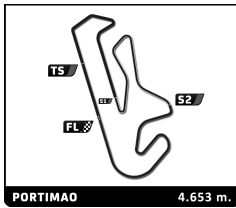


EUROPEAN LE MANS SERIES
4 Hours of Portimao
Bronze Driver Collective Test

Sector Analysis

											Lap under Red Flag	Invalidated Lap	Personal Best	Session Best	Crossing the pit lane						
Lap	D	Time	Sector 1	Sector 2	Sector 3	T. Spd	Elapsed		Lap	D	Time	Sector 1	Sector 2	Sector 3	T. Spd	Elapsed					
2	United Autosports 1. Wayne BOYD 3. Robert WHELDON 2. Tom GAMBLE					Ligier JS P320 - Nissan LMP3					11	3	1:45.465	30.928	31.534	43.003	274.1	19:43.028			
12	3	1:54.131 B	35.379	32.496	46.256	272.7	21:37.159		13	3	4:09.290	3:00.005	32.088	37.197	25:46.449						
14	3	1:39.388	30.926	31.768	36.694	274.1	27:25.837		15	3	1:39.354	30.969	31.575	36.810	272.7	29:05.191					
16	3	1:39.618	31.283	31.648	36.687	274.8	30:44.809														
1	3	3:17.115	2:08.261	32.340	36.514	3:17.115															
2	3	1:38.696	31.008	31.321	36.367	266.0	4:55.811														
3	3	1:38.529	31.157	31.289	36.083	267.3	6:34.340														
4	3	1:38.491	30.759	31.203	36.529	267.3	8:12.831														
5	3	1:38.392	30.984	31.415	35.993	268.7	9:51.223														
6	3	1:38.283	31.256	31.252	35.775	267.3	11:29.506														
7	3	1:38.510	30.769	31.475	36.266	275.5	13:08.016														
8	3	1:38.402	30.841	31.520	36.041	268.7	14:46.418														
9	3	1:37.699	30.737	31.095	35.867	267.3	16:24.117														
10	3	1:38.475	30.839	31.544	36.092	270.0	18:02.592														
11	3	1:44.973 B	30.880	31.480	42.613	268.7	19:47.565														
12	3	3:28.724	2:21.618	31.221	35.885	23:16.289															
13	3	1:38.240	30.872	31.335	36.033	268.7	24:54.529														
14	3	1:37.863	30.753	31.360	35.750	270.0	26:32.392														
15	3	1:37.719	30.734	31.202	35.783	269.3	28:10.111														
16	3	1:38.237	30.960	31.298	35.979	269.3	29:48.348														
17	3	1:38.777	31.334	31.402	36.041	268.7	31:27.125														
5	Graff 1. Eric TROUILLET 2. Sébastien PAGE					Duqueine M30 - D08 - Nissan LMP3					1	2	4:43.766	3:32.590	33.822	37.354	4:43.766				
2	2	1:42.949	31.376	34.284	37.289	270.0	6:26.715		3	2	1:39.980	31.706	31.983	36.291	274.1	8:06.695					
4	2	1:40.369	31.116	31.785	37.468	273.4	9:47.064		5	2	1:39.312	30.965	31.898	36.449	273.4	11:26.376					
6	2	1:38.742	30.828	31.822	36.092	273.4	13:05.118		7	2	1:38.802	30.942	31.730	36.130	274.1	14:43.920					
8	2	1:38.963	30.785	31.903	36.275	273.4	16:22.883		9	2	1:41.821	30.802	34.017	37.002	274.8	18:04.704					
10	2	1:49.860 B	31.890	32.975	44.995	273.4	19:54.564		11	1	4:00.217	2:50.480	32.688	37.049	23:54.781						
12	1	1:40.689	31.584	32.306	36.799	272.0	25:35.470		13	1	1:39.266	31.184	31.779	36.303	272.7	27:14.736					
14	1	1:40.103	31.124	32.174	36.805	273.4	28:54.839		15	1	1:40.166	31.228	32.145	36.793	274.1	30:35.005					
7	Nielsen Racing 1. Anthony WELLS 2. Colin NOBLE					Duqueine M30 - D08 - Nissan LMP3					1	1	1:46.367	36.695	32.875	36.797	1:46.367				
2	1	1:39.889	31.558	32.015	36.316	268.7	3:26.256		3	1	1:41.255	31.542	31.518	38.195	270.7	5:07.511					
4	1	1:39.339	31.320	31.796	36.223	272.7	6:46.850		5	1	1:39.257	31.241	31.691	36.325	272.0	8:26.107					
6	1	1:38.975	31.181	31.548	36.246	272.0	10:05.082		7	1	1:38.844	31.065	31.408	36.371	274.1	11:43.926					
8	1	1:41.467	31.063	33.136	37.268	273.4	13:25.393		9	1	1:39.014	31.207	31.501	36.306	272.0	15:04.407					
10	1	1:38.584	31.045	31.424	36.115	272.0	16:42.991		11	1	1:38.787	31.071	31.472	36.244	273.4	18:21.778					
12	1	1:39.035	31.209	31.511	36.315	274.1	20:00.813		13	1	1:40.079	31.226	32.208	36.645	274.8	21:40.892					
14	1	1:41.770	31.950	32.723	37.097	274.8	23:22.662		15	1	1:39.897	31.649	31.801	36.447	274.8	25:02.559					
16	1	1:39.117	31.324	31.507	36.286	273.4	26:41.676		17	1	1:40.610	31.183	32.648	36.779	273.4	28:22.286					
18	1	1:39.057	31.150	31.705	36.202	273.4	30:01.343														
8	Realteam Racing 1. Julien GERBI 2. David DROUX					Ligier JS P320 - Nissan LMP3					1	1	3:15.393	2:03.810	34.069	37.514	3:15.393				
2	1	1:40.081	31.515	31.995	36.571	263.4	4:55.474		3	1	1:40.294	31.925	32.056	36.313	266.7	6:35.768					
4	1	1:39.702	31.605	31.587	36.510	268.7	8:15.470		5	1	1:39.363	31.145	31.998	36.220	267.3	9:54.833					
4	DKR Engineering 1. Laurents HERR 2. François KIRMAN					Duqueine M30 - D08 - Nissan LMP3					1	3	2:40.840	1:21.231	37.358	42.251	2:40.840				
2	3	1:47.358	33.622	35.196	38.540	262.1	4:28.198		3	3	1:42.241	31.800	33.438	37.003	272.7	6:10.439					
4	3	1:43.754	31.687	32.106	39.961	273.4	7:54.193		5	3	1:46.310	34.358	33.712	38.240	273.4	9:40.503					
6	3	1:40.831	31.410	31.729	37.692	272.0	11:21.334		7	3	1:39.109	31.154	31.667	36.288	273.4	13:00.443					
8	3	1:38.953	31.027	31.494	36.432	274.8	14:39.396		9	3	1:38.808	30.985	31.722	36.101	274.1	16:18.204					
10	3	1:39.359	30.917	31.383	37.059	275.5	17:57.563														

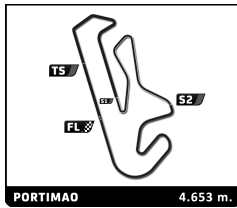


EUROPEAN LE MANS SERIES
4 Hours of Portimao
Bronze Driver Collective Test

Sector Analysis

Lap under Red Flag Invalidated Lap Personal Best Session Best Crossing the pit lane

Lap	D	Time	Sector 1	Sector 2	Sector 3	T. Spd	Elapsed	Lap	D	Time	Sector 1	Sector 2	Sector 3	T. Spd	Elapsed
6	1	1:38.552	31.299	31.281	35.972	270.0	11:33.385	2	3	1:39.754	31.647	31.806	36.301	265.4	3:27.234
7	1	1:38.238	30.658	31.287	36.293	270.7	13:11.623	3	3	1:39.333	31.208	31.639	36.486	269.3	5:06.567
8	1	1:39.752	30.784	32.343	36.625	271.4	14:51.375	4	3	1:38.477	30.903	31.420	36.154	270.0	6:45.044
9	1	1:37.981	30.964	31.246	35.771	269.3	16:29.356	5	3	1:38.922	31.190	31.574	36.158	268.0	8:23.966
10	1	1:38.424	31.524	31.133	35.767	273.4	18:07.780	6	3	1:38.467	31.024	31.231	36.212	268.7	10:02.433
11	1	1:48.270 B	30.565	31.877	45.828	271.4	19:56.050	7	3	1:38.211	30.813	31.331	36.067	269.3	11:40.644
12	1	2:29.273	1:16.525	32.169	40.579		22:25.323	8	3	1:39.967	32.135	32.102	35.730	270.0	13:20.611
13	1	1:37.580	30.887	31.080	35.613	266.0	24:02.903	9	3	1:37.911	30.729	31.303	35.879	268.7	14:58.522
14	1	1:37.828	30.649	31.195	35.984	270.7	25:40.731	10	3	1:45.518 B	31.034	31.480	43.004	269.3	16:44.040
15	1	1:41.721	31.425	33.422	36.874	272.7	27:22.452	11	3	3:09.029	2:00.496	31.783	36.750		19:53.069
16	1	1:39.154	30.664	31.909	36.581	270.7	29:01.606	12	3	1:38.368	31.107	31.419	35.842	268.7	21:31.437
17	1	1:40.673	31.327	32.511	36.835	271.4	30:42.279	13	3	1:38.057	30.534	31.444	36.079	269.3	23:09.494
9 Graff Ligier JS P320 - Nissan LMP3 1.Vincent CAPILLAIRE 3.Maxime ROBIN 2.Arnold ROBIN								13 Inter Europol Competition Ligier JS P320 - Nissan LMP3 1.Martin HIPPE 2.Dino LUNARDI							
1	2	2:57.373	1:42.420	37.716	37.237		2:57.373	1	1	2:50.958	1:37.473	33.648	39.837		2:50.958
2	2	1:41.595	32.614	31.412	37.569	264.7	4:38.968	2	1	1:38.643	31.187	31.411	36.045	267.3	4:29.601
3	2	1:38.288	30.965	31.406	35.917	268.7	6:17.256	3	1	1:38.837	30.921	32.064	35.852	272.0	6:08.438
4	2	1:38.359	30.922	31.418	36.019	270.7	7:55.615	4	1	1:40.046	31.150	31.606	37.290	271.4	7:48.484
5	2	1:48.573 B	31.148	32.325	45.100	271.4	9:44.188	5	1	1:38.233	30.766	31.567	35.900	270.7	9:26.717
6	2	3:53.962	2:42.020	34.396	37.546		13:38.150	6	1	1:45.732 B	30.916	31.468	43.348	270.0	11:12.449
7	2	1:40.121	31.634	32.029	36.458	267.3	15:18.271	7	1	5:53.609	4:43.404	32.213	37.992		17:06.058
8	2	1:39.002	30.912	31.625	36.465	269.3	16:57.273	8	1	1:38.390	30.813	31.553	36.024	272.7	18:44.448
9	2	1:39.010	31.016	31.715	36.279	271.4	18:36.283	9	1	1:37.672	30.674	31.169	35.829	271.4	20:22.120
10	2	1:40.211	30.873	31.832	37.506	271.4	20:16.494	10	1	1:51.178 B	31.023	36.375	43.780	273.4	22:13.298
11	2	1:38.573	30.799	31.534	36.240	270.7	21:55.067	11	1	7:35.751	6:28.710	31.281	35.760		29:49.049
12	2	1:46.481 B	30.763	31.409	44.309	271.4	23:41.548	12	1	1:38.404	31.116	31.428	35.860	272.0	31:27.453
13	2	2:55.179	1:46.095	32.313	36.771		26:36.727	15 RLR Msport Ligier JS P320 - Nissan LMP3 1.Malthe JAKOBSEN 3.Lorenzo VEGLIA 2.James DAYSON							
14	2	1:48.404 B	31.202	31.973	45.229	268.0	28:25.131	1	2	2:11.236	58.273	35.014	37.949		2:11.236
10 Nielsen Racing Duqueine M30 - D08 - Nissan LMP3 1.Rob HODES 3.Charles CREWS 2.Garrett GRIST								2	2	1:40.047	31.713	31.789	36.545	268.0	3:51.283
1	3	2:38.555	1:28.850	33.162	36.543		2:38.555	3	2	1:39.649	31.876	31.784	35.989	270.7	5:30.932
2	3	1:38.925	31.142	31.776	36.007	267.3	4:17.480	4	2	1:38.644	30.877	31.706	36.061	272.0	7:09.576
3	3	1:43.993	31.686	31.637	40.670	270.0	6:01.473	5	2	1:39.262	31.068	31.816	36.378	272.7	8:48.838
4	3	1:38.507	31.045	31.540	35.922	270.0	7:39.980	6	2	1:39.102	31.331	31.701	36.070	275.5	10:27.940
5	3	1:38.659	30.889	31.486	36.284	272.7	9:18.639	7	2	1:39.850	31.411	32.322	36.117	272.7	12:07.790
6	3	1:51.696	31.493	41.888	38.315	275.5	11:10.335	8	2	1:39.073	31.147	31.880	36.046	270.7	13:46.863
7	3	1:38.808	31.113	31.783	35.912	271.4	12:49.143	9	2	1:39.051	30.969	31.446	36.636	271.4	15:25.914
8	3	1:38.723	30.965	31.591	36.167	270.7	14:27.866	10	2	1:38.910	30.903	31.855	36.152	271.4	17:04.824
9	3	1:38.204	30.787	31.268	36.149	270.7	16:06.070	11	2	1:46.034 B	30.887	31.770	43.377	272.0	18:50.858
10	3	1:43.134	30.789	31.336	41.009	272.7	17:49.204	12	2	3:29.644	2:21.164	32.242	36.238		22:20.502
11	3	1:38.039	30.542	31.306	36.191	271.4	19:27.243	13	2	1:39.024	31.014	31.893	36.117	270.0	23:59.526
12	3	1:45.868 B	30.749	31.337	43.782	274.1	21:13.111	14	2	1:38.765	30.694	31.843	36.228	272.0	25:38.291
13	3	3:38.625	2:27.872	33.973	36.780		24:51.736	15	2	1:39.377	30.958	32.095	36.324	273.4	27:17.668
14	3	1:38.189	30.938	31.443	35.808	271.4	26:29.925	16	2	1:38.994	30.913	31.790	36.291	272.0	28:56.662
15	3	1:38.248	30.908	31.255	36.085	271.4	28:08.173	17	2	1:39.288	30.986	31.880	36.422	272.7	30:35.950
16	3	1:38.153	30.715	31.406	36.032	271.4	29:46.326	11 Eurointernational Ligier JS P320 - Nissan LMP3 1.Niko KARI 3.Jacopo BARATTO 2.Nicolas MAULINI							
17	3	1:38.229	30.939	31.488	35.802	266.7	31:24.555	1	3	1:47.480	38.544	32.187	36.749		1:47.480

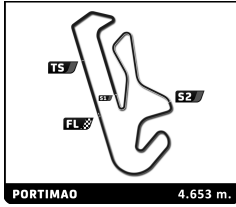


EUROPEAN LE MANS SERIES
4 Hours of Portimao
Bronze Driver Collective Test

Sector Analysis

Lap under Red Flag Invalidated Lap Personal Best Session Best B Crossing the pit lane

Lap	D	Time	Sector 1	Sector 2	Sector 3	T. Spd	Elapsed	Lap	D	Time	Sector 1	Sector 2	Sector 3	T. Spd	Elapsed
16	BHK Motorsport 1. Tom CLOET 2. Julius ADOMAVICIUS 3. Alex FONTANA							Ligier JS P320 - Nissan LMP3							
1	1	1:52.757	42.618	32.850	37.289		1:52.757	8	1	1:35.704	31.239	30.299	34.166	299.2	13:50.619
2	1	1:40.869	31.396	32.265	37.208	262.8	3:33.626	9	1	1:33.783	29.405	30.155	34.223	296.7	15:24.402
3	1	1:40.101	31.374	32.054	36.673	266.0	5:13.727	10	1	1:33.001	29.458	29.591	33.952	296.7	16:57.403
4	1	1:40.015	31.223	32.006	36.786	266.7	6:53.742	11	1	1:32.867	29.086	29.971	33.810	297.5	18:30.270
5	1	1:40.032	31.420	31.891	36.721	266.7	8:33.774	12	1	1:32.709	28.982	29.565	34.162	297.5	20:02.979
6	1	1:40.120	31.571	31.742	36.807	266.7	10:13.894	13	1	1:39.439 B	28.813	30.275	40.351	297.5	21:42.418
7	1	1:40.462	31.588	31.971	36.903	266.0	11:54.356	14	1	2:55.724	1:52.629	29.422	33.673		24:38.142
8	1	1:40.545	31.816	32.174	36.555	266.0	13:34.901	15	1	1:31.609	28.747	29.251	33.611	296.7	26:09.751
9	1	1:40.595	31.415	31.837	37.343	263.4	15:15.496	16	1	2:14.387 B	36.047	42.259	56.081	252.9	28:24.138
10	1	1:54.033 B	31.779	33.134	49.120	266.0	17:09.529								
11	1	2:54.942	1:45.202	32.270	37.470		20:04.471								
12	1	1:40.013	31.573	31.675	36.765	265.4	21:44.484								
13	1	1:39.702	31.296	31.926	36.480	266.7	23:24.186								
14	1	1:41.025	31.344	32.553	37.128	268.0	25:05.211								
15	1	1:39.555	31.406	31.881	36.268	268.0	26:44.766								
16	1	1:39.019	31.165	31.542	36.312	266.0	28:23.785								
17	1	1:39.313	31.233	31.644	36.436	266.0	30:03.098								
20	High Class Racing 1. Anders FJORBACH 2. Dennis ANDERSEN							Oreca 07 - Gibson LMP2							
1	2	1:57.419	51.814	31.200	34.405		1:57.419	1	3	1:48.186	42.347	31.292	34.547		1:48.186
2	2	1:34.141	29.846	29.639	34.656	296.7	3:31.560	2	3	1:33.922	29.791	30.303	33.828	296.7	3:22.108
3	2	1:32.980	28.795	29.603	34.582	299.2	5:04.540	3	3	1:33.518	29.078	30.078	34.362	297.5	4:55.626
4	2	1:32.049	28.746	29.605	33.698	297.5	6:36.589	4	3	1:32.280	28.707	29.848	33.725	295.1	6:27.906
5	2	1:33.906	29.287	30.576	34.043	300.0	8:10.495	5	3	1:34.321	30.563	30.147	33.611	301.7	8:02.227
6	2	1:34.340	28.861	30.592	34.887	298.3	9:44.835	6	3	1:33.099	28.701	30.046	34.352	298.3	9:35.326
7	2	1:34.000	29.234	29.873	34.893	300.0	11:18.835	7	3	1:32.207	28.533	29.866	33.808	298.3	11:07.533
8	2	1:32.109	28.857	29.545	33.707	298.3	12:50.944	8	3	1:32.927	28.532	29.800	34.595	299.2	12:40.460
9	2	1:32.095	29.000	29.540	33.555	299.2	14:23.039	9	3	1:32.226	28.737	29.918	33.571	294.3	14:12.686
10	2	1:32.076	28.920	29.570	33.586	299.2	15:55.115	10	3	1:33.699	29.377	30.002	34.320	300.0	15:46.385
11	2	1:33.921	29.325	30.231	34.365	300.0	17:29.036	11	3	1:33.398	28.802	30.925	33.671	297.5	17:19.783
12	2	1:33.629	28.748	31.216	33.665	299.2	19:02.665	12	3	1:31.741	28.618	29.606	33.517	298.3	18:51.524
13	2	1:31.989	28.678	29.534	33.777	298.3	20:34.654	13	3	1:38.877 B	29.351	29.825	39.701	300.8	20:30.401
14	2	1:32.892	28.962	30.300	33.630	299.2	22:07.546	14	3	2:39.060	1:35.092	30.302	33.666		23:09.461
15	2	1:33.242	28.923	29.826	34.493	299.2	23:40.788	15	3	1:31.912	29.031	29.626	33.255	297.5	24:41.373
16	2	1:31.919	28.842	29.363	33.714	295.1	25:12.707	16	3	1:30.710	28.271	29.386	33.053	299.2	26:12.083
17	2	1:32.204	28.759	29.434	34.011	300.0	26:44.911	17	3	1:47.726	30.875	42.332	34.519	300.0	27:59.809
18	2	1:32.545	28.823	30.043	33.679	299.2	28:17.456	18	3	1:30.973	28.327	29.316	33.330	296.7	29:30.782
19	2	1:31.688	28.701	29.371	33.616	299.2	29:49.144	19	3	1:40.361 B	29.853	30.740	39.768	300.0	31:11.143
20	2	1:43.855 B	29.407	30.693	43.755	299.2	31:32.999								
25	Algarve Pro Racing 1. John FALB 2. Gabriel AUBRY							Oreca 07 - Gibson LMP2							
1	1	1:42.173	36.433	31.315	34.425		1:42.173	1	2	2:17.692	1:01.834	35.566	40.292		2:17.692
2	1	1:32.943	28.987	29.891	34.065	295.1	3:15.116	2	2	1:44.303	32.758	33.230	38.315	259.6	4:01.995
3	1	1:31.730	28.572	29.647	33.511	295.9	4:46.846	3	2	1:43.239	32.753	32.673	37.813	260.9	5:45.234
4	1	1:34.639	28.756	32.089	33.794	297.5	6:21.485	4	2	1:43.518	32.064	33.208	38.246	262.8	7:28.752
5	1	1:34.064	28.549	29.927	35.588	298.3	7:55.549	5	2	1:43.915	32.961	33.241	37.713	262.1	9:12.667
6	1	1:39.957 B	29.321	29.671	40.965	293.5	9:35.506	6	2	1:41.871	32.053	32.620	37.198	261.5	10:54.538
7	1	2:39.409	1:35.204	29.890	34.315		12:14.915	7	2	1:42.194	32.009	32.614	37.571	262.8	12:36.732
								8	2	1:51.023 B	32.625	33.629	44.769	261.5	14:27.755
								9	3	3:05.660	1:52.832	34.692	38.136		17:33.415
								10	3	1:42.698	32.589	32.770	37.339	261.5	19:16.113
								11	3	1:41.814	32.113	32.592	37.109	261.5	20:57.927
								12	3	1:41.903	31.952	32.804	37.147	262.8	22:39.830
								13	3	1:41.909	32.013	32.668	37.228	262.8	24:21.739
								14	3	1:42.046	32.014	32.794	37.238	262.8	26:03.785
								15	3	1:42.101	31.756	32.479	37.866	263.4	27:45.886
								16	3	1:41.740	32.118	32.719	36.903	261.5	29:27.626
								17	3	1:41.998	31.896	33.055	37.047	262.1	31:09.624



EUROPEAN LE MANS SERIES

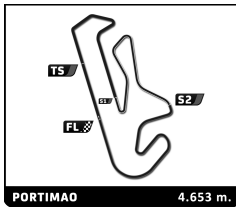
4 Hours of Portimao

Bronze Driver Collective Test

Sector Analysis

Lap under Red Flag Invalidated Lap Personal Best Session Best Crossing the pit lane

Lap	D	Time	Sector 1	Sector 2	Sector 3	T. Spd	Elapsed	Lap	D	Time	Sector 1	Sector 2	Sector 3	T. Spd	Elapsed	
55	Spirit of Race							Ferrari 488 GTE Evo LMGTE								
	1.Duncan CAMERON 3.Aaron SCOTT															
	2.Matthew GRIFFIN															
	1	1	1:59.523	48.021	33.436	38.066		1:59.523	10	2	1:42.531	32.074	32.809	37.648	262.8	20:16.361
	2	1	1:43.142	32.493	32.470	38.179	261.5	3:42.665	11	2	1:42.771	32.490	32.861	37.420	262.1	21:59.132
	3	1	1:42.382	32.291	32.387	37.704	263.4	5:25.047	12	2	1:42.165	32.315	32.756	37.094	262.8	23:41.297
	4	1	1:42.168	32.351	32.297	37.520	264.7	7:07.215	13	2	1:43.297	32.749	33.306	37.242	263.4	25:24.594
	5	1	1:50.297	B 32.238	32.557	45.502	265.4	8:57.512	14	2	1:44.929	34.254	33.293	37.382	262.8	27:09.523
	6	1	2:28.812	1:18.855	32.630	37.327		11:26.324	15	2	1:42.118	32.203	32.897	37.018	262.8	28:51.641
	7	1	1:43.232	32.155	32.642	38.435	263.4	13:09.556	16	2	1:41.919	32.244	32.732	36.943	261.5	30:33.560
	8	1	1:41.721	32.267	32.313	37.141	263.4	14:51.277	74 Kessel Racing							
	9	1	1:41.843	32.324	32.450	37.069	263.4	16:33.120	Ferrari 488 GTE Evo LMGTE							
	10	1	1:41.585	32.048	32.369	37.168	264.1	18:14.705	1.Michael BRONISZEWSKI 3.Nicola CADEI							
	11	1	1:41.358	31.994	32.274	37.090	264.7	19:56.063	2.David PEREL							
	12	1	1:43.932	32.206	33.418	38.308	265.4	21:39.995	1	1	1:56.907	45.952	32.964	37.991		1:56.907
	13	1	1:42.452	32.347	32.700	37.405	262.8	23:22.447	2	1	1:43.203	32.785	32.816	37.602	264.1	3:40.110
	14	1	1:42.581	32.584	32.751	37.246	264.1	25:05.028	3	1	1:41.664	32.102	32.060	37.502	262.8	5:21.774
	15	1	1:43.592	32.664	32.670	38.258	259.6	26:48.620	4	1	1:41.785	32.010	32.147	37.628	263.4	7:03.559
16	1	1:41.695	32.015	32.430	37.250	263.4	28:30.315	5	1	1:41.872	32.081	32.154	37.637	261.5	8:45.431	
17	1	1:42.127	32.225	32.520	37.382	263.4	30:12.442	6	1	1:41.660	32.107	32.252	37.301	263.4	10:27.091	
60	Iron Lynx							Ferrari 488 GTE Evo LMGTE								
	1.Rino MASTRONARDI 3.Andrea PICCINI															
	2.Sergio PIANEZOLA															
	1	1	2:27.086	1:07.507	39.575	40.004		2:27.086	7	1	1:49.006	B 32.109	33.141	43.756	263.4	12:16.097
	2	1	1:46.926	34.164	34.512	38.250	259.0	4:14.012	8	1	2:31.847	1:21.883	32.047	37.917		14:47.944
	3	1	1:41.718	32.022	32.023	37.673	260.9	5:55.730	9	1	1:40.873	31.672	31.978	37.223	264.1	16:28.817
	4	1	1:41.350	32.077	31.995	37.278	262.1	7:37.080	10	1	1:42.885	33.327	32.225	37.333	264.7	18:11.702
	5	1	1:41.310	32.074	32.416	36.820	263.4	9:18.390	11	1	1:41.275	31.684	32.208	37.383	263.4	19:52.977
	6	1	1:41.652	32.380	32.255	37.017	265.4	11:00.042	12	1	1:55.326	34.725	41.641	38.960	256.5	21:48.303
	7	1	1:41.362	31.713	31.997	37.652	263.4	12:41.404	13	1	1:57.688	B 31.932	35.326	50.430	264.7	23:45.991
	8	1	1:41.224	32.020	32.544	36.660	260.2	14:22.628	77 Proton Competition							
	9	1	1:41.035	31.959	32.099	36.977	263.4	16:03.663	1.Christian RIED 3.Alessio PICARIELLO							
	10	1	1:40.478	31.631	31.944	36.903	264.1	17:44.141	2.Michele BERETTA							
	11	1	1:40.634	31.758	32.002	36.874	263.4	19:24.775	1	1	1:56.256	44.534	33.645	38.077		1:56.256
	12	1	1:40.602	31.840	31.892	36.870	264.1	21:05.377	2	1	1:45.082	33.231	33.928	37.923	263.4	3:41.338
	13	1	1:40.582	31.769	32.111	36.702	264.7	22:45.959	3	1	1:42.617	32.352	32.619	37.646	266.0	5:23.955
	14	1	1:40.576	31.761	32.055	36.760	264.1	24:26.535	4	1	1:42.403	32.180	32.657	37.566	265.4	7:06.358
	15	1	1:40.510	31.764	31.841	36.905	265.4	26:07.045	5	1	1:41.948	32.167	32.393	37.388	264.7	8:48.306
16	1	1:40.539	31.790	32.066	36.683	264.7	27:47.584	6	1	1:42.650	32.933	32.457	37.260	265.4	10:30.956	
17	1	1:41.449	32.047	32.152	37.250	266.0	29:29.033	7	1	1:43.178	31.821	33.148	38.209	265.4	12:14.134	
18	1	1:41.141	31.888	32.282	36.971	264.7	31:10.174	8	1	1:51.294	B 32.622	32.974	45.698	264.7	14:05.428	
66	JMW Motorsport							Ferrari 488 GTE Evo LMGTE								
	1.Gunnar JEANNETTE 3.Finlay HUTCHISON															
	2.Rodrigo SALES															
	1	2	4:40.933	3:26.712	33.935	40.286		4:40.933	9	1	4:34.912	3:24.903	32.982	37.027		18:40.340
	2	2	1:45.508	33.547	34.274	37.687	260.2	6:26.441	10	1	1:40.833	31.783	32.072	36.978	266.7	20:21.173
	3	2	1:44.584	33.540	33.124	37.920	262.1	8:11.025	11	1	1:41.020	31.753	32.296	36.971	267.3	22:02.193
	4	2	1:43.585	32.530	33.528	37.527	262.1	9:54.610	12	1	1:41.548	31.770	32.414	37.364	267.3	23:43.741
	5	2	1:43.543	32.599	33.251	37.693	261.5	11:38.153	13	1	1:41.658	31.790	32.357	37.511	267.3	25:25.399
	6	2	1:47.290	36.413	33.212	37.665	261.5	13:25.443	14	1	1:41.798	32.266	32.330	37.202	267.3	27:07.197
	7	2	1:43.328	32.403	33.375	37.550	261.5	15:08.771	15	1	1:49.580	B 31.867	33.175	44.538	265.4	28:56.777
83	Iron Lynx							Ferrari 488 GTE Evo LMGTE								
	1.Manuela GOSTNER 3.Rahel FREY															
	2.Michelle GATTING															
	1	1	2:15.809		59.914	35.559	40.336	2:15.809	1	1	1:42.827	31.827	32.589	38.411	263.4	3:58.636
	2	1	1:42.827					6:26.441	2	1	1:42.595	31.860	32.451	38.284	264.1	5:41.231
	3	1	1:42.595					8:11.025	3	1	1:41.867	31.971	32.452	37.444	264.1	7:23.098
	4	1	1:41.867					9:54.610	4	1	1:41.747	32.018	32.295	37.434	264.1	9:04.845
	5	1	1:41.747					11:38.153	5	1	1:41.457	31.835	32.205	37.417	263.4	10:46.302
	6	1	1:41.457					13:25.443	6	1	1:41.628	31.900	32.149	37.579	264.1	12:27.930
	7	1	1:41.628					15:08.771	7	1	1:42.402	32.057	32.696	37.649	263.4	14:10.332
8	1	1:42.402					16:51.048	8	1	1:42.292	32.175	32.508	37.609	262.8	15:52.624	



EUROPEAN LE MANS SERIES
4 Hours of Portimao
Bronze Driver Collective Test

Sector Analysis

Lap under Red Flag Invalidated Lap Personal Best Session Best B Crossing the pit lane

Lap	D	Time	Sector 1	Sector 2	Sector 3	T. Spd	Elapsed	Lap	D	Time	Sector 1	Sector 2	Sector 3	T. Spd	Elapsed							
10	1	1:42.366	32.230	32.489	37.647	263.4	17:34.990	5	1	1:42.269	32.122	32.871	37.276	263.4	9:00.553							
11	1	1:41.726	31.946	32.311	37.469	265.4	19:16.716	6	1	1:42.950	32.883	32.829	37.238	263.4	10:43.503							
12	1	1:42.797	33.080	32.347	37.370	266.0	20:59.513	7	1	1:41.684	32.072	32.372	37.240	263.4	12:25.187							
13	1	1:41.750	31.937	32.315	37.498	264.1	22:41.263	8	1	1:41.362	31.999	32.346	37.017	264.7	14:06.549							
14	1	1:41.573	31.855	32.115	37.603	264.1	24:22.836	9	1	1:42.063	32.065	32.410	37.588	264.1	15:48.612							
15	1	1:49.093 B	32.050	32.576	44.467	264.7	26:11.929	10	1	1:42.795	32.215	32.742	37.838	264.7	17:31.407							
86 Gulf Racing Porsche 911 RSR LMGTE 1. Michael WAINWRIGHT 3. Andrew WATSON 2. Benjamin BARKER								11								1	1:41.820	32.158	32.484	37.178	264.1	19:13.227
1	1	2:05.748	52.131	34.451	39.166		2:05.748	12	1	1:42.099	32.071	32.670	37.358	264.7	20:55.326							
2	1	1:47.972	33.719	33.866	40.387	260.2	3:53.720	13	1	1:41.915	31.928	32.650	37.337	264.7	22:37.241							
3	1	1:49.369	34.762	33.872	40.735	260.9	5:43.089	14	1	1:42.005	32.299	32.569	37.137	264.7	24:19.246							
4	1	1:45.397	33.305	33.486	38.606	262.1	7:28.486	15	1	1:42.022	32.055	32.448	37.519	265.4	26:01.268							
5	1	1:45.874	32.866	34.242	38.766	262.8	9:14.360	16	1	1:42.704	32.224	32.651	37.829	264.7	27:43.972							
6	1	1:53.936 B	32.603	33.149	48.184	264.1	11:08.296	17	1	1:48.931 B	31.937	32.728	44.266	264.1	29:32.903							
7	1	2:50.626	1:38.452	33.952	38.222		13:58.922	88 AF Corse Ferrari F488 GTE LMGTE 1. François PERRODO 3. Alessio ROVERA 2. Emmanuel COLLARD														
8	1	1:43.368	32.834	32.946	37.588	260.9	15:42.290	1	1	2:43.444	1:32.955	33.027	37.462		2:43.444							
9	1	1:43.114	32.516	32.849	37.749	264.1	17:25.404	2	1	1:42.252	32.163	32.923	37.166	262.8	4:25.696							
10	1	1:43.300	32.396	32.988	37.916	264.1	19:08.704	3	1	1:41.651	32.024	32.322	37.305	263.4	6:07.347							
11	1	1:42.693	32.216	32.656	37.821	264.7	20:51.397	4	1	1:42.637	32.143	33.096	37.398	264.1	7:49.984							
12	1	1:43.876	32.592	32.773	38.511	264.1	22:35.273	5	1	1:42.126	31.854	32.323	37.949	263.4	9:32.110							
13	1	1:42.487	32.266	32.605	37.616	263.4	24:17.760	6	1	1:48.023 B	31.848	32.526	43.649	262.8	11:20.133							
14	1	1:42.590	31.982	32.490	38.118	264.1	26:00.350	7	1	2:28.588	1:17.806	33.698	37.084		13:48.721							
15	1	1:46.387	32.280	32.980	41.127	264.1	27:46.737	8	1	1:40.437	31.686	32.133	36.618	263.4	15:29.158							
16	1	1:44.579	32.916	33.351	38.312	262.1	29:31.316	9	1	1:40.075	31.474	31.886	36.715	263.4	17:09.233							
17	1	1:56.916 B	32.856	35.070	48.990	264.7	31:28.232	10	1	1:40.116	31.364	32.020	36.732	264.7	18:49.349							
93 Proton Competition Porsche 911 RSR LMGTE 1. Michael FASSBENDER 3. Richard LIETZ 2. Felipe LASER								11								1	1:42.260	32.800	32.418	37.042	264.7	20:31.609
1	1	2:06.207	54.291	33.754	38.162		2:06.207	12	1	1:41.055	31.717	32.447	36.891	264.1	22:12.664							
2	1	1:44.483	33.422	33.293	37.768	265.4	3:50.690	13	1	1:43.004	32.694	33.092	37.218	264.7	23:55.668							
3	1	1:44.470	33.627	33.216	37.627	263.4	5:35.160	14	1	1:41.400	31.817	32.578	37.005	264.1	25:37.068							
4	1	1:43.124	32.432	33.181	37.511	263.4	7:18.284	15	1	1:42.785	31.757	32.302	38.726	263.4	27:19.853							
30/10/2020 Page 5 / 5																						