


EUROPEAN LE MANS SERIES
4 Hours of Portimao
Free Practice 2

Sector Analysis

Lap under Red Flag Invalidated Lap Personal Best Session Best B Crossing the pit lane

Lap	D	Time	Sector 1	Sector 2	Sector 3	T. Spd	Elapsed	Lap	D	Time	Sector 1	Sector 2	Sector 3	T. Spd	Elapsed	
3	United Autosports 1.Duncan TAPPY 3.James MCGUIRE 2.Andrew BENTLEY							Ligier JS P320 - Nissan LMP3								
	1	1	26:26.580	...	33.669	37.354		26:26.580	15	2	51:35.365	...	34.134	39.268		1:18:26.059
	2	1	1:40.518	31.249	32.597	36.672	266.7	28:07.098	16	2	1:55.338	46.270	32.480	36.588	269.3	1:20:21.397
	3	1	1:54.613 B	30.812	31.232	52.569	268.7	30:01.711	17	2	1:58.806 B	31.216	40.923	46.667	273.4	1:22:20.203
	4	1	48:16.597	...	33.952	40.233		1:18:18.308	18	1	3:21.876	2:09.678	35.001	37.197		1:25:42.079
	5	1	1:38.671	30.800	31.642	36.229	270.0	1:19:56.979	19	1	1:43.291	31.527	32.909	38.855	272.7	1:27:25.370
	6	1	1:37.352	30.557	31.108	35.687	271.4	1:21:34.331	20	1	1:40.934	31.764	32.422	36.748	270.7	1:29:06.304
	7	1	1:37.468	31.033	31.090	35.345	270.7	1:23:11.799	21	1	1:40.034	31.190	32.166	36.678	274.1	1:30:46.338
	8	1	1:37.269	30.512	31.094	35.663	270.7	1:24:49.068	7 Nielsen Racing 1.Anthony WELLS 2.Colin NOBLE							
	9	1	1:43.579 B	30.582	30.901	42.096	270.7	1:26:32.647	Duqueine M30 - D08 - Nissan LMP3							
	10	1	2:36.096	1:27.694	31.856	36.546		1:29:08.743	1	2	1:57.232	46.419	33.500	37.313		1:57.232
	11	1	1:38.664	30.820	31.394	36.450	271.4	1:30:47.407	2	2	1:39.134	31.534	31.437	36.163	266.7	3:36.366
4	DKR Engineering 1.Laurents HORR 3.Wolfgang TRILLER 2.François KIRMANN							Duqueine M30 - D08 - Nissan LMP3								
	1	1	2:50.256	1:40.693	33.340	36.223		2:50.256	3	2	1:38.872	31.059	31.774	36.039	270.7	5:15.238
	2	1	1:38.455	30.897	31.889	35.669	273.4	4:28.711	4	2	1:38.936	31.302	31.599	36.035	270.0	6:54.174
	3	1	1:37.988	30.701	31.155	36.132	275.5	6:06.699	5	2	1:38.025	30.950	31.300	35.775	270.0	8:32.199
	4	1	1:37.842	30.660	31.204	35.978	274.8	7:44.541	6	2	1:38.136	31.012	31.350	35.774	270.7	10:10.335
	5	1	1:37.577	30.698	31.227	35.652	276.2	9:22.118	7	2	1:47.645 B	31.412	31.913	44.320	271.4	11:57.980
	6	1	1:46.522 B	31.100	31.550	43.872	277.6	11:08.640	8	2	10:10.218	9:02.507	31.254	36.457		22:08.198
	7	1	6:08.082	5:01.013	31.349	35.720		17:16.722	9	2	1:38.162	30.850	31.358	35.954	268.7	23:46.360
	8	1	1:38.337	30.740	31.405	36.192	275.5	18:55.059	10	2	1:37.875	30.918	30.999	35.958	270.7	25:24.235
	9	1	1:44.021 B	30.690	31.419	41.912	275.5	20:39.080	11	2	1:39.516	31.580	31.913	36.023	272.7	27:03.751
	10	1	4:58.133	3:50.623	31.549	35.961		25:37.213	12	2	1:38.432	30.853	31.210	36.369	271.4	28:42.183
	11	1	1:40.088	31.944	31.432	36.712	274.1	27:17.301	13	2	2:21.395 B	31.581	33.896	1:15.918	268.0	31:03.578
	12	1	1:44.954 B	31.318	31.287	42.349	273.4	29:02.255	14	1	47:15.574	...	33.533	40.295		1:18:19.152
	13	3	49:31.288	...	36.729	39.484		1:18:33.543	15	1	1:41.299	32.069	32.112	37.118	268.7	1:20:00.451
	14	3	1:43.653	32.321	33.687	37.645	272.0	1:20:17.196	16	1	1:47.701 B	32.232	32.229	43.240	266.7	1:21:48.152
	15	3	1:52.544 B	32.283	32.904	47.357	273.4	1:22:09.740	17	1	5:02.461	3:53.356	32.511	36.594		1:26:50.613
	16	2	3:31.010	2:18.772	35.353	36.885		1:25:40.750	18	1	1:40.382	31.804	31.919	36.659	269.3	1:28:30.995
	17	2	1:45.699	31.852	33.078	40.769	274.1	1:27:26.449	19	1	1:40.271	31.249	31.771	37.251	271.4	1:30:11.266
	18	2	1:40.656	31.806	32.076	36.774	267.3	1:29:07.105	8 Realteam Racing 1.Julien GERBI 2.David DROUX							
19	2	1:40.399	31.109	31.980	37.310	276.9	1:30:47.504	Ligier JS P320 - Nissan LMP3								
5	Graff 1.Eric TROUILLET 2.Sébastien PAGE							Duqueine M30 - D08 - Nissan LMP3								
	1	2	2:05.073	52.312	34.287	38.474		2:05.073	1	2	2:39.367	1:30.611	32.304	36.452		2:39.367
	2	2	1:43.058	32.291	32.775	37.992	263.4	3:48.131	2	2	1:39.178	31.267	32.004	35.907	264.7	4:18.545
	3	2	1:40.629	31.749	32.296	36.584	267.3	5:28.760	3	2	1:38.372	31.009	31.438	35.925	268.0	5:56.917
	4	2	1:46.117	32.036	36.388	37.693	270.0	7:14.877	4	2	1:38.822	30.775	31.751	36.296	268.7	7:35.739
	5	2	1:41.281	31.699	32.220	37.362	270.7	8:56.158	5	2	1:37.571	30.776	31.148	35.647	269.3	9:13.310
	6	2	1:40.443	31.150	31.888	37.405	272.0	10:36.601	6	2	1:38.590	31.156	31.648	35.786	274.1	10:51.900
	7	2	1:40.624	31.507	32.301	36.816	268.0	12:17.225	7	2	1:37.230	30.612	30.880	35.738	268.7	12:29.130
	8	2	1:50.737 B	32.585	33.445	44.707	271.4	14:07.962	8	2	1:43.907 B	30.681	30.953	42.273	269.3	14:13.037
	9	1	3:57.489	2:44.675	34.007	38.807		18:05.451	9	2	4:36.671	3:29.898	31.325	35.448		18:49.708
	10	1	1:40.155	31.408	32.027	36.720	269.3	19:45.606	10	2	1:37.258	30.592	31.078	35.588	270.7	20:26.966
	11	1	1:52.183	31.169	31.985	49.029	272.0	21:37.789	11	2	1:36.672	30.530	30.903	35.239	270.7	22:03.638
	12	1	1:42.357	31.911	32.375	38.071	268.7	23:20.146	12	2	1:43.142 B	30.634	30.977	41.531	270.0	23:46.780
	13	1	1:40.907	31.445	32.189	37.273	271.4	25:01.053	13	1	3:31.295	2:19.372	33.479	38.444		27:18.075
	14	1	1:49.641 B	31.980	32.783	44.878	270.7	26:50.694	14	1	1:41.694	31.714	32.738	37.242	264.1	28:59.769
									15	1	2:53.060 B	33.839	1:01.289	1:17.932	262.8	31:52.829
								16	1	47:08.508	...	34.401	39.823		1:19:01.337	
								17	1	1:40.930	31.886	32.311	36.733	265.4	1:20:42.267	
								18	1	1:47.995 B	31.957	32.502	43.536	266.7	1:22:30.262	
								19	1	2:46.850	1:38.078	32.311	36.461		1:25:17.112	
								20	1	1:39.322	31.733	31.658	35.931	268.0	1:26:56.434	
								21	1	1:39.140	31.068	31.634	36.438	270.0	1:28:35.574	

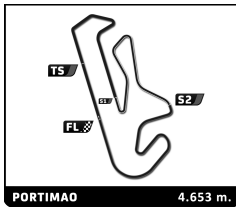


EUROPEAN LE MANS SERIES
4 Hours of Portimao
Free Practice 2

Sector Analysis

Lap under Red Flag Invalidated Lap Personal Best Session Best B Crossing the pit lane

Lap	D	Time	Sector 1	Sector 2	Sector 3	T. Spd	Elapsed	Lap	D	Time	Sector 1	Sector 2	Sector 3	T. Spd	Elapsed
22	1	1:40.842	31.391	32.770	36.681	270.0	1:30:16.416	6	1	1:36.919	30.458	31.000	35.461	269.3	1:22:55.296
9		Graff					Ligier JS P320 - Nissan	7	1	1:36.869	30.451	30.875	35.543	266.7	1:24:32.165
		1.Vincent CAPILLAIRE		3.Maxime ROBIN			LMP3	8	1	1:43.471 B	30.514	30.876	42.081	268.7	1:26:15.636
		2.Arnold ROBIN						9	2	3:03.895	1:54.620	32.363	36.912		1:29:19.531
1	2	2:15.043	1:00.013	35.700	39.330		2:15.043	10	2	1:38.196	30.854	31.720	35.622	270.7	1:30:57.727
2	2	1:44.434	32.195	34.525	37.714	260.2	3:59.477	13		Inter Europol Competition					Ligier JS P320 - Nissan
3	2	1:43.628	32.792	33.548	37.288	264.1	5:43.105			1.Martin HIPPE					LMP3
4	2	1:45.600	32.151	36.113	37.336	265.4	7:28.705			2.Dino LUNARDI					
5	2	1:43.215	31.994	33.505	37.716	266.0	9:11.920	1	2	11:20.391	...	31.820	36.031		11:20.391
6	2	1:50.725 B	32.228	33.654	44.843	264.7	11:02.645	2	2	1:38.249	31.145	31.410	35.694	266.0	12:58.640
7	3	4:07.668	2:57.132	33.519	37.017		15:10.313	3	2	1:37.209	30.539	31.091	35.573	269.3	14:35.843
8	3	1:40.763	31.827	32.529	36.407	265.4	16:51.076	4	2	1:45.554 B	30.627	31.673	43.254	269.3	16:21.397
9	3	1:42.172	31.678	33.207	37.287	266.0	18:33.248	5	2	9:00.732	7:52.545	31.654	36.533		25:22.129
10	3	1:40.054	31.522	32.139	36.393	266.7	20:13.302	6	2	1:38.257	30.739	31.227	36.291	268.7	27:00.386
11	3	1:39.646	31.447	31.910	36.289	267.3	21:52.948	7	2	1:37.648	30.716	31.206	35.726	268.0	28:38.034
12	3	1:39.660	31.367	31.998	36.295	268.0	23:32.608	8	2	2:17.914 B	31.013	31.170	1:15.731	268.7	30:55.948
13	3	1:48.448 B	31.856	32.798	43.794	266.7	25:21.056	9	2	48:43.803	...	31.795	36.210		1:19:39.751
14	1	3:37.832 B	2:19.372	33.238	45.222		28:58.888	10	2	1:39.609	30.786	31.753	37.070	273.4	1:21:19.360
15	1	50:39.224	...	37.019	39.259		1:19:38.112	11	2	1:38.163	30.668	31.257	36.238	276.9	1:22:57.523
16	1	1:42.510	31.702	32.121	38.687	268.0	1:21:20.622	12	2	1:38.028	30.560	31.639	35.829	277.6	1:24:35.551
17	1	1:39.305	31.275	31.932	36.098	270.0	1:22:59.927	13	2	1:38.629	30.731	31.896	36.002	276.9	1:26:14.180
18	1	1:38.980	31.239	31.326	36.415	271.4	1:24:38.907	14	2	1:38.816	30.650	31.697	36.469	276.2	1:27:52.996
19	1	1:38.084	30.982	31.197	35.905	268.7	1:26:16.991	15	2	1:39.134	30.928	31.627	36.579	275.5	1:29:32.130
20	1	1:45.539 B	31.139	31.639	42.761	272.7	1:28:02.530	16	2	1:40.442	31.341	32.825	36.276	273.4	1:31:12.572
10		Nielsen Racing					Duqueine M30 - D08 - Nissan	15		RLR Msport					Ligier JS P320 - Nissan
		1.Rob HODES		3.Charles CREWS			LMP3			1.Malthe JAKOBSEN		3.Lorenzo VEGLIA			LMP3
		2.Garett GRIST								2.James DAYSON					
1	3	9:42.725 B	8:23.202	33.768	45.755		9:42.725	1	3	19:37.124	...	34.331	36.720		19:37.124
2	3	5:00.739	3:50.838	32.618	37.283		14:43.464	2	3	1:39.348	31.501	31.479	36.368	266.7	21:16.472
3	3	1:40.208	31.407	32.165	36.636	266.0	16:23.672	3	3	1:39.284	31.162	31.634	36.488	270.0	22:55.756
4	3	1:40.014	31.580	31.995	36.439	266.7	18:03.686	4	3	1:50.388 B	31.633	35.996	42.759	270.0	24:46.144
5	3	1:38.889	31.193	31.557	36.139	269.3	19:42.575	5	1	5:12.594 B	3:45.185	34.319	53.090		29:58.738
6	3	1:47.105 B	31.478	32.491	43.136	272.0	21:29.680	6	1	49:12.796	...	32.266	36.027		1:19:11.534
7	3	4:33.625	3:24.575	32.350	36.700		26:03.305	7	1	1:38.537	31.003	31.564	35.970	272.7	1:20:50.071
8	3	1:39.222	31.260	31.826	36.136	267.3	27:42.527	8	1	1:41.156	31.933	31.430	37.793	275.5	1:22:31.227
9	3	1:38.463	30.893	31.562	36.008	268.0	29:20.990	9	1	1:38.695	30.979	31.706	36.010	273.4	1:24:09.922
10	3	3:03.668 B	48.297	1:00.655	1:14.716	270.0	32:24.658	10	1	1:38.259	30.812	31.489	35.958	272.0	1:25:48.181
11	1	46:37.284	...	34.363	38.694		1:19:01.942	11	1	1:41.463	31.024	31.795	38.644	272.0	1:27:29.644
12	1	1:42.726	32.581	33.010	37.135	266.0	1:20:44.668	12	1	1:39.748	31.081	31.789	36.878	272.7	1:29:09.392
13	1	1:40.667	31.784	32.016	36.867	268.7	1:22:25.335	13	1	1:38.544	30.962	31.419	36.163	272.7	1:30:47.936
14	1	1:40.839	31.606	32.476	36.757	270.0	1:24:06.174	16		BHK Motorsport					Ligier JS P320 - Nissan
15	1	1:40.519	31.484	32.313	36.722	270.0	1:25:46.693			1.Tom CLOET		3.Alex FONTANA			LMP3
16	1	2:01.010	31.514	31.794	57.702	269.3	1:27:47.703			2.Julius ADOMAVICIUS					
17	1	1:42.838	33.152	32.697	36.989	264.7	1:29:30.541	1	3	5:59.785	4:33.524	42.332	43.929		5:59.785
18	1	1:44.354	32.377	34.641	37.336	270.7	1:31:14.895	2	3	1:55.958	38.549	36.152	41.257	185.2	7:55.743
11		Eurointernational					Ligier JS P320 - Nissan	3	3	1:47.444	35.470	34.452	37.522	188.2	9:43.187
		1.Niko KARI		3.Jacopo BARATTO			LMP3	4	3	1:41.718	33.357	32.331	36.030	228.8	11:24.905
		2.Nicolas MAULINI						5	3	1:40.263	32.885	31.520	35.858	218.6	13:05.168
1	1	29:18.928	...	32.131	35.691		29:18.928	6	3	1:52.202 B	30.953	33.734	47.515	267.3	14:57.370
2	1	3:03.224 B	47.712	1:00.454	1:15.058	264.7	32:22.152	7	3	12:24.616	...	33.158	36.198		27:21.986
3	1	45:40.833	...	33.012	36.047		1:18:02.985	8	3	1:37.798	30.557	31.314	35.927	266.0	28:59.784
4	1	1:37.691	30.782	31.145	35.764	266.7	1:19:40.676	9	3	2:46.884 B	31.420	59.232	1:16.232	262.8	31:46.668
5	1	1:37.701	30.517	31.173	36.011	268.0	1:21:18.377	10	2	48:06.881	...	33.517	37.649		1:19:53.549

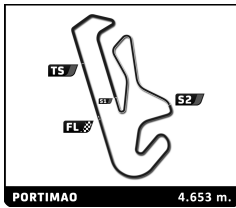


EUROPEAN LE MANS SERIES
4 Hours of Portimao
Free Practice 2

Sector Analysis

Lap under Red Flag Invalidated Lap Personal Best Session Best B Crossing the pit lane

Lap	D	Time	Sector 1	Sector 2	Sector 3	T. Spd	Elapsed	Lap	D	Time	Sector 1	Sector 2	Sector 3	T. Spd	Elapsed	
11	2	1:40.820	31.673	32.578	36.569	259.6	1:21:34.369	24 Algarve Pro Racing 1. Henning ENQVIST 2. Loïc DUVAL	Oreca 07 - Gibson LMP2						3. Jon LANCASTER	
12	2	1:42.083	31.792	32.616	37.675	265.4	1:23:16.452		1	3	1:50.055	43.341	31.145	35.569		1:50.055
13	2	1:39.875	31.560	32.013	36.302	260.9	1:24:56.327		2	3	1:35.367	29.472	30.417	35.478	293.5	3:25.422
14	2	1:49.132 B	31.980	32.097	45.055	263.4	1:26:45.459		3	3	1:31.306	28.474	29.141	33.691	295.9	4:56.728
15	1	4:16.038	3:06.559	32.572	36.907		1:31:01.497		4	3	1:30.693	28.319	29.104	33.270	298.3	6:27.421
20	High Class Racing 1. Anders FJORBACH 2. Dennis ANDERSEN							Oreca 07 - Gibson LMP2	5	3	1:37.537 B	28.509	29.228	39.800	296.7	8:04.958
1	1	2:26.106	1:11.712	36.860	37.534		2:26.106	6	3	5:11.927	4:09.145	29.186	33.596		13:16.885	
2	1	1:33.032	28.619	30.502	33.911	295.1	3:59.138	7	3	1:31.210	28.443	29.131	33.636	295.9	14:48.095	
3	1	1:32.283	28.704	29.311	34.268	291.1	5:31.421	8	3	1:31.715	28.377	29.761	33.577	296.7	16:19.810	
4	1	1:38.423	30.008	33.661	34.754	298.3	7:09.844	9	3	1:30.591	28.242	28.899	33.450	298.3	17:50.401	
5	1	1:31.741	29.181	29.480	33.080	298.3	8:41.585	10	3	1:38.506 B	28.749	29.685	40.072	298.3	19:28.907	
6	1	1:34.145	28.194	29.678	36.273	298.3	10:15.730	11	1	4:09.027	3:03.143	31.197	34.687		23:37.934	
7	1	1:38.113 B	28.474	29.465	40.174	296.7	11:53.843	12	1	1:34.785	30.229	29.817	34.739	294.3	25:12.719	
8	1	5:01.071	3:58.248	29.573	33.250		16:54.914	13	1	1:32.605	29.087	29.635	33.883	295.1	26:45.324	
9	1	1:31.642	28.583	29.807	33.252	299.2	18:26.556	14	1	1:32.347	28.764	29.694	33.889	298.3	28:17.671	
10	1	1:31.017	28.288	29.406	33.323	298.3	19:57.573	15	1	1:55.499 B	28.761	29.284	57.454	297.5	30:13.170	
11	1	1:31.771	28.357	29.369	34.045	296.7	21:29.344	16	2	47:51.705 B	...	31.403	39.751		1:18:04.875	
12	1	1:31.914	28.656	29.354	33.904	298.3	23:01.258	17	2	3:06.312	1:57.613	34.758	33.941		1:21:11.187	
13	1	1:38.360 B	28.393	30.316	39.651	298.3	24:39.618	18	2	1:30.177	28.010	28.640	33.527	300.0	1:22:41.364	
14	1	3:23.735	2:19.242	31.132	33.361		28:03.353	19	2	1:30.644	28.147	28.897	33.600	300.0	1:24:12.008	
15	1	1:52.139 B	28.652	31.928	51.559	298.3	29:55.492	20	2	1:38.865 B	28.210	30.263	40.392	300.8	1:25:50.873	
16	1	48:41.165	...	41.929	40.151		1:18:36.657	21	1	2:49.576	1:46.155	29.750	33.671		1:28:40.449	
17	1	1:36.974	30.379	31.306	35.289	296.7	1:20:13.631	22	1	1:31.975	28.716	29.352	33.907	299.2	1:30:12.424	
18	1	1:33.638	28.996	30.204	34.438	300.0	1:21:47.269	25	Algarve Pro Racing 1. John FALB 2. Gabriel AUBRY						Oreca 07 - Gibson LMP2	3. Arjun MAINI
19	1	1:31.999	28.908	29.807	33.284	300.8	1:23:19.268	1	2	1:49.429	41.215	30.767	37.447		1:49.429	
20	1	1:39.853 B	29.632	30.499	39.722	299.2	1:24:59.121	2	2	1:32.300	29.105	29.119	34.076	293.5	3:21.729	
21	1	2:43.903	1:36.309	29.683	37.911		1:27:43.024	3	2	1:30.286	28.194	28.940	33.152	295.9	4:52.015	
22	1	1:31.850	28.345	30.219	33.286	298.3	1:29:14.874	4	2	1:30.091	28.076	28.880	33.135	297.5	6:22.106	
23	1	1:32.823	29.301	29.717	33.805	299.2	1:30:47.697	5	2	1:41.293 B	30.316	30.415	40.562	299.2	8:03.399	
22	United Autosports 1. Philip HANSON 2. Filipe ALBUQUERQUE							Oreca 07 - Gibson LMP2	6	2	4:46.792	3:42.177	30.662	33.953		12:50.191
1	1	3:02.510	1:57.355	31.200	33.955		3:02.510	7	2	1:29.922	28.000	28.696	33.226	296.7	14:20.113	
2	1	1:31.316	28.710	29.568	33.038	297.5	4:33.826	8	2	1:35.286	28.353	31.139	35.794	298.3	15:55.399	
3	1	1:31.404	28.204	29.162	34.038	299.2	6:05.230	9	2	1:29.944	27.987	28.777	33.180	296.7	17:25.343	
4	1	1:30.482	28.349	29.002	33.131	300.0	7:35.712	10	2	1:39.748 B	29.074	29.883	40.791	298.3	19:05.091	
5	1	1:32.290	28.147	30.163	33.980	304.2	9:08.002	11	2	4:30.228	3:27.574	29.446	33.208		23:35.319	
6	1	1:38.219 B	28.295	30.338	39.586	297.5	10:46.221	12	2	1:30.745	28.434	28.916	33.395	297.5	25:06.064	
7	1	7:36.642	6:29.930	30.015	36.697		18:22.863	13	2	1:30.434	27.934	29.003	33.497	298.3	26:36.498	
8	1	1:29.386	27.902	28.810	32.674	301.7	19:52.249	14	2	1:36.226 B	28.043	28.818	39.365	299.2	28:12.724	
9	1	1:42.397	27.794	29.633	44.970	300.8	21:34.646	15	3	49:48.338	...	33.092	34.539		1:18:01.062	
10	1	1:29.553	28.001	28.869	32.683	301.7	23:04.199	16	3	1:31.954	29.017	29.486	33.451	296.7	1:19:33.016	
11	1	1:37.803 B	28.066	29.571	40.166	302.5	24:42.002	17	3	1:32.280	29.782	29.485	33.013	297.5	1:21:05.296	
12	1	55:31.207	...	30.806	35.818		1:20:13.209	18	3	1:36.925 B	28.270	29.087	39.568	300.0	1:22:42.221	
13	1	1:32.058	28.270	30.218	33.570	299.2	1:21:45.267	19	1	2:36.445	1:31.811	30.163	34.471		1:25:18.666	
14	1	1:30.767	28.023	28.836	33.908	300.8	1:23:16.034	20	1	1:32.430	29.072	29.794	33.564	298.3	1:26:51.096	
15	1	1:31.089	28.307	29.378	33.404	297.5	1:24:47.123	21	1	1:32.691	28.856	30.069	33.766	299.2	1:28:23.787	
16	1	1:29.591	27.804	28.929	32.858	300.8	1:26:16.714	22	1	1:32.691	28.884	30.155	33.652	300.8	1:29:56.478	
17	1	1:47.095 B	31.790	32.665	42.640	298.3	1:28:03.809	23	1	1:33.747	30.110	29.910	33.727	301.7	1:31:30.225	
18	1	2:10.260	1:06.020	30.248	33.992		1:30:14.069									



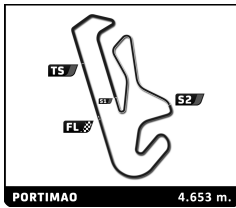
EUROPEAN LE MANS SERIES

4 Hours of Portimao

Free Practice 2

Sector Analysis

Lap under Red Flag											Invalidated Lap	Personal Best	Session Best	B Crossing the pit lane		
Lap	D	Time	Sector 1	Sector 2	Sector 3	T. Spd	Elapsed	Lap	D	Time	Sector 1	Sector 2	Sector 3	T. Spd	Elapsed	
26	G-Drive Racing		3.Nyck DE VRIES		Aurus 01 - Gibson LMP2			10	1	4:38.451	3:34.919	29.684	33.848		23:17.606	
	1.Roman RUSINOV							11	1	1:30.884	28.412	29.284	33.188	300.0	24:48.490	
	2.Mikkel JENSEN							12	1	1:32.542	28.799	30.203	33.540	301.7	26:21.032	
	1	23:31.999	...	30.969	34.006		23:31.999	13	1	1:30.951	28.691	29.097	33.163	300.8	27:51.983	
	2	1:31.123	28.676	29.207	33.240	291.9	25:03.122	14	1	1:30.925	28.395	29.100	33.430	300.0	29:22.908	
	3	1:32.248	28.366	29.949	33.933	296.7	26:35.370	15	1	3:04.401 B	47.841	1:00.735	1:15.825	301.7	32:27.309	
	4	1:30.604	28.034	29.136	33.434	296.7	28:05.974	16	1	45:28.899	...	30.066	33.621		1:17:56.208	
	5	1:51.773 B	28.856	30.491	52.426	300.0	29:57.747	17	1	1:31.049	28.349	29.350	33.350	299.2	1:19:27.257	
	6	47:59.245	...	30.708	34.286		1:17:56.992	18	1	1:31.290	28.531	29.304	33.455	304.2	1:20:58.547	
	7	1:31.552	28.460	29.650	33.442	295.9	1:19:28.544	19	1	1:31.240	28.272	29.655	33.313	302.5	1:22:29.787	
	8	1:32.089	28.200	29.816	34.073	299.2	1:21:00.633	20	1	1:31.630	28.946	29.413	33.271	304.2	1:24:01.417	
	9	1:30.496	28.151	28.971	33.374	299.2	1:22:31.129	21	1	1:36.394 B	28.288	29.478	38.628	302.5	1:25:37.811	
	10	1:30.886	28.296	29.283	33.307	300.0	1:24:02.015	22	3	2:45.313	1:41.698	29.832	33.783		1:28:23.124	
	11	1:38.558 B	28.481	30.263	39.814	300.8	1:25:40.573	23	3	1:32.363	28.737	30.120	33.506	300.8	1:29:55.487	
	12	2:30.513	1:28.303	29.595	32.615		1:28:11.086	24	3	1:32.388	29.808	29.104	33.476	302.5	1:31:27.875	
	13	1:30.537	29.198	28.650	32.689	300.8	1:29:41.623									
	14	1:39.290 B	28.230	28.906	42.154	300.8	1:31:20.913									
28	Idec Sport		3.Richard BRADLEY		Oreca 07 - Gibson LMP2			31	Panis Racing		3.William STEVENS		Oreca 07 - Gibson LMP2			
	1.Paul LAFARGUE								1.Julien CANAL							
	2.Paul Loup CHATIN								2.Nicolas JAMIN							
	1	3	2:42.043	1:36.946	31.382	33.715	2:42.043	1	2	1:53.907	47.154	32.348	34.405		1:53.907	
	2	3	1:34.287	28.610	31.014	34.663	297.5	4:16.330	2	2	1:33.010	29.373	29.734	33.903	294.3	3:26.917
	3	3	1:32.108	28.271	30.322	33.515	300.0	5:48.438	3	2	1:33.082	29.042	29.513	34.527	304.2	4:59.999
	4	3	1:32.929	28.793	30.737	33.399	301.7	7:21.367	4	2	1:30.994	28.609	29.265	33.120	297.5	6:30.993
	5	3	1:31.119	28.160	29.313	33.646	300.0	8:52.486	5	2	1:33.718	28.508	29.381	35.829	300.0	8:04.711
	6	3	1:30.448	28.197	29.060	33.191	300.0	10:22.934	6	2	1:38.916 B	28.380	29.230	41.306	297.5	9:43.627
	7	3	1:38.113 B	28.351	29.496	40.266	298.3	12:01.047	7	3	3:12.839	2:06.730	31.269	34.840		12:56.466
	8	3	3:20.289	2:17.154	29.760	33.375	15:21.336	8	3	1:30.633	28.511	29.244	32.878	295.9	14:27.099	
	9	3	1:30.918	27.975	29.096	33.847	299.2	16:52.254	9	3	1:31.633	28.246	29.916	33.471	299.2	15:58.732
	10	3	1:39.123 B	29.159	29.470	40.494	299.2	18:31.377	10	3	1:30.165	28.285	29.030	32.850	301.7	17:28.897
	11	2	8:53.311	7:48.568	30.247	34.496	27:24.688	11	3	1:40.057 B	28.541	29.978	41.538	297.5	19:08.954	
	12	2	1:33.292	28.524	30.414	34.354	294.3	28:57.980	12	3	5:11.533	4:06.239	31.702	33.592		24:20.487
	13	2	2:39.924 B	28.352	55.288	1:16.284	296.7	31:37.904	13	3	1:29.309	27.997	28.827	32.485	296.7	25:49.796
	14	2	47:20.162	...	37.264	37.486	1:18:58.066	14	3	1:32.320	28.846	29.965	33.509	298.3	27:22.116	
	15	2	1:29.627	27.973	28.825	32.829	298.3	1:20:27.693	15	3	1:32.559	28.026	30.279	34.254	298.3	28:54.675
	16	2	1:30.540	28.046	28.981	33.513	300.8	1:21:58.233	16	3	2:39.286 B	28.249	54.074	1:16.963	295.9	31:33.961
	17	2	1:38.599 B	27.978	28.914	41.707	300.8	1:23:36.832	17	1	47:15.275	...	34.308	35.599		1:18:49.236
	18	1	3:09.562	2:06.076	30.240	33.246	1:26:46.394	18	1	1:32.357	28.671	29.406	34.280	293.5	1:20:21.593	
	19	1	1:32.648	29.601	29.292	33.755	300.8	1:28:19.042	19	1	1:32.261	28.602	30.215	33.444	295.9	1:21:53.854
	20	1	1:31.955	29.152	29.504	33.299	300.8	1:29:50.997	20	1	1:31.848	28.419	29.527	33.902	298.3	1:23:25.702
	21	1	1:31.270	28.544	29.393	33.333	298.3	1:31:22.267	21	1	1:31.634	28.395	29.275	33.964	295.9	1:24:57.336
									22	1	1:31.881	28.799	29.620	33.462	297.5	1:26:29.217
									23	1	1:32.585	28.374	29.935	34.276	296.7	1:28:01.802
									24	1	1:30.724	28.343	29.180	33.201	297.5	1:29:32.526
									25	1	1:34.040	30.409	30.401	33.230	298.3	1:31:06.566
30	Duqueine Team		3.Konstantin TERESCHENKO		Oreca 07 - Gibson LMP2			32	United Autosports		3.Job VAN UITERT		Oreca 07 - Gibson LMP2			
	1.Tristan GOMMENDY								1.Will OWEN							
	2.Jonathan HIRSCHI								2.Alex BRUNDLE							
	1	2	1:51.206	44.899	31.099	35.208	1:51.206	1	3	1:41.395	36.259	30.612	34.524		1:41.395	
	2	2	1:37.942	29.733	30.465	37.744	298.3	3:29.148	2	3	1:30.813	28.663	29.103	33.047	294.3	3:12.208
	3	2	1:31.496	28.900	29.146	33.450	300.0	5:00.644	3	3	1:30.222	28.082	28.960	33.180	296.7	4:42.430
	4	2	1:31.239	28.627	29.139	33.473	302.5	6:31.883	4	3	1:29.815	28.015	28.902	32.898	297.5	6:12.245
	5	2	1:44.553 B	28.636	36.053	39.864	303.4	8:16.436	5	3	1:37.998 B	28.633	29.165	40.200	297.5	7:50.243
	6	2	5:40.966	4:34.307	30.748	35.911	13:57.402	6	3	20:05.378	...	30.066	33.372		27:55.621	
	7	2	1:33.092	28.677	29.007	35.408	300.8	15:30.494	7	1	53:26.961	28.149	...	34.148	296.7	1:21:22.582
	8	2	1:29.768	27.988	28.663	33.117	300.8	17:00.262								
	9	2	1:38.893 B	27.914	30.531	40.448	302.5	18:39.155								

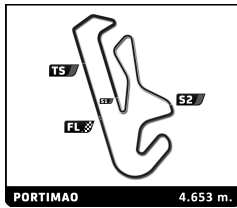


EUROPEAN LE MANS SERIES
4 Hours of Portimao
Free Practice 2

Sector Analysis

Lap under Red Flag Invalidated Lap Personal Best Session Best B Crossing the pit lane

Lap	D	Time	Sector 1	Sector 2	Sector 3	T. Spd	Elapsed	Lap	D	Time	Sector 1	Sector 2	Sector 3	T. Spd	Elapsed
8	1	1:33.027	29.272	30.055	33.700	297.5	1:22:55.609								
9	1	1:31.492	28.687	29.529	33.276	299.2	1:24:27.101								
10	1	1:30.727	28.457	29.274	32.996	300.8	1:25:57.828								
11	1	1:39.993 B	28.157	29.674	42.162	300.0	1:27:37.821								
12	1	2:30.341	1:26.469	30.365	33.507		1:30:08.162								
34															
Inter Europol Competition							Ligier JSP217 - Gibson								
1. Jakub SMIECHOWSKI							LMP2								
2. René BINDER															
1	2	1:46.951	39.180	32.580	35.191		1:46.951								
2	2	1:37.415	32.158	30.702	34.555	292.7	3:24.366								
3	2	1:31.198	28.742	29.196	33.260	295.1	4:55.564								
4	2	1:40.883 B	28.238	31.339	41.306	295.9	6:36.447								
5	1	6:27.169	5:19.471	32.080	35.618		13:03.616								
6	1	1:34.094	29.693	30.451	33.950	291.9	14:37.710								
7	1	1:32.645	29.173	29.720	33.752	294.3	16:10.355								
8	1	1:34.408	28.840	29.724	35.844	294.3	17:44.763								
9	1	1:32.772	28.844	30.089	33.839	296.7	19:17.535								
10	1	1:32.328	28.782	29.614	33.932	295.9	20:49.863								
11	1	1:32.712	28.902	30.162	33.648	295.9	22:22.575								
12	1	1:32.387	29.408	29.476	33.503	297.5	23:54.962								
13	1	1:31.647	28.696	29.302	33.649	295.1	25:26.609								
14	1	1:33.969	29.056	29.741	35.172	296.7	27:00.578								
15	1	1:31.514	28.711	29.341	33.462	291.1	28:32.092								
16	1	2:16.363 B	30.029	31.744	1:14.590	295.1	30:48.455								
17	2	47:21.316	...	31.406	34.508		1:18:09.771								
18	2	1:34.435	30.088	30.474	33.873	295.1	1:19:44.206								
19	2	1:33.225	28.451	29.994	34.780	296.7	1:21:17.431								
20	2	1:31.171	28.538	29.197	33.436	296.7	1:22:48.602								
21	2	1:31.284	28.385	29.276	33.623	296.7	1:24:19.886								
22	2	1:32.028	28.357	29.432	34.239	297.5	1:25:51.914								
23	2	1:55.364	28.380	30.134	56.850	298.3	1:27:47.278								
24	2	1:32.011	28.888	29.373	33.750	289.5	1:29:19.289								
25	2	1:32.568	28.962	30.066	33.540	296.7	1:30:51.857								
35															
BHK Motorsport							Oreca 07 - Gibson								
1. Francesco DRACONE							LMP2								
2. Sergio CAMPANA															
1	1	15:25.148	...	32.567	36.138		15:25.148								
2	1	1:32.992	29.017	29.965	34.010	293.5	16:58.140								
3	1	1:33.949	28.960	30.675	34.314	295.9	18:32.089								
4	1	1:32.387	29.050	29.663	33.674	294.3	20:04.476								
5	1	1:33.168	28.678	29.670	34.820	291.9	21:37.644								
6	1	1:32.752	29.174	29.740	33.838	290.3	23:10.396								
7	1	1:42.216 B	28.751	29.890	43.575	293.5	24:52.612								
8	1	7:01.463 B	4:41.411	1:02.441	1:17.611		31:54.075								
9	2	48:08.767	...	31.623	35.745		1:20:02.842								
10	2	1:31.777	29.268	29.207	33.302	294.3	1:21:34.619								
11	2	1:31.110	28.988	28.933	33.189	295.1	1:23:05.729								
12	2	1:32.265	28.480	29.059	34.726	294.3	1:24:37.994								
13	2	1:31.098	28.554	29.416	33.128	291.1	1:26:09.092								
14	2	1:35.836	28.432	29.314	38.090	294.3	1:27:44.928								
15	2	1:31.743	28.544	29.548	33.651	294.3	1:29:16.671								
16	2	1:31.836	29.008	29.407	33.421	295.9	1:30:48.507								
37															
Cool Racing							Oreca 07 - Gibson								
1. Nicolas LAPIERRE							LMP2								
2. Antonin BORGA															
3. Alexandre COIGNY															
1	1	1:47.106	40.674	31.326	35.106		1:47.106								
2	1	1:31.695	29.081	29.372	33.242	297.5	3:18.801								
3	1	1:30.453	28.237	29.249	32.967	297.5	4:49.254								
4	1	1:30.520	28.432	29.014	33.074	297.5	6:19.774								
5	1	1:36.941 B	28.371	29.144	39.426	297.5	7:56.715								
6	1	3:48.561	2:39.758	30.097	38.706		11:45.276								
7	1	1:38.156	29.118	29.245	39.793	299.2	13:23.432								
8	1	1:29.189	27.936	28.623	32.630	299.2	14:52.621								
9	1	1:29.345	27.868	28.557	32.920	299.2	16:21.966								
10	1	1:37.001 B	28.765	28.708	39.528	301.7	17:58.967								
11	2	3:49.659	2:45.634	30.251	33.774		21:48.626								
12	2	1:31.054	28.297	29.435	33.322	297.5	23:19.680								
13	2	1:31.106	28.538	29.136	33.432	299.2	24:50.786								
14	2	1:33.338	28.936	30.285	34.117	299.2	26:24.124								
15	2	1:32.152	28.561	29.975	33.616	299.2	27:56.276								
16	2	1:30.476	28.469	29.080	32.927	300.8	29:26.752								
17	2	3:13.562 B	57.568	1:00.380	1:15.614	189.1	32:40.314								
18	3	46:45.828	...	32.321	35.039		1:19:26.142								
19	3	1:36.294	29.685	30.492	36.117	296.7	1:21:02.436								
20	3	1:33.481	29.322	29.959	34.200	292.7	1:22:35.917								
21	3	1:33.926	29.677	30.060	34.189	300.0	1:24:09.843								
22	3	1:33.536	28.877	30.803	33.856	297.5	1:25:43.379								
23	3	1:37.596	30.074	31.848	35.674	299.2	1:27:20.975								
24	3	1:32.482	28.637	29.979	33.866	297.5	1:28:53.457								
25	3	1:33.098	29.067	30.297	33.734	299.2	1:30:26.555								
39															
Graff							Oreca 07 - Gibson								
1. James ALLEN							LMP2								
2. Thomas LAURENT															
3. Alexandre COUGNAUD															
1	2	1:50.664	43.731	31.626	35.307		1:50.664								
2	2	1:41.351 B	29.897	30.534	40.920	295.9	3:32.015								
3	2	2:49.448	1:40.987	30.633	37.828		6:21.463								
4	2	1:31.181	28.656	29.188	33.337	292.7	7:52.644								
5	2	1:30.854	28.719	28.874	33.261	296.7	9:23.498								
6	2	1:40.488 B	28.981	30.449	41.058	297.5	11:03.986								
7	2	3:36.485	2:32.957	29.612	33.916		14:40.471								
8	2	1:30.575	28.399	28.895	33.281	300.0	16:11.046								
9	2	1:32.126	28.424	29.957	33.745	302.5	17:43.172								
10	2	1:31.135	29.054	28.908	33.173	302.5	19:14.307								
11	2	1:37.021 B	28.292	29.702	39.027	300.8	20:51.328								
12	3	3:31.131	2:25.606	30.501	35.024		24:22.459								
13	3	1:33.345	29.717	29.590	34.038	297.5	25:55.804								
14	3	1:32.537	28.997	29.687	33.853	299.2	27:28.341								
15	3	1:33.051	29.675	29.683	33.693	301.7	29:01.392								
16	3	2:49.685 B	30.330	1:01.004	1:18.351	300.0	31:51.077								
17	1	47:28.022	...	30.306	33.975		1:19:19.099								
18	1	1:32.306	28.903	29.756	33.647	298.3	1:20:51.405								
19	1	1:32.422	29.098	29.472	33.852	301.7	1:22:23.827								
20	1	1:31.165	28.585	29.153	33.427	299.2	1:23:54.992								
21	1	1:34.030	31.147</												

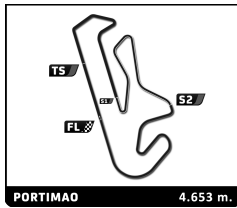


EUROPEAN LE MANS SERIES
4 Hours of Portimao
Free Practice 2

Sector Analysis

Lap under Red Flag Invalidated Lap Personal Best Session Best B Crossing the pit lane

Lap	D	Time	Sector 1	Sector 2	Sector 3	T. Spd	Elapsed	Lap	D	Time	Sector 1	Sector 2	Sector 3	T. Spd	Elapsed
23	1	1:32.430	28.782	29.807	33.841	300.8	1:28:33.268	24	3	1:43.701	32.312	33.565	37.824	260.9	1:31:15.877
24	1	1:31.283	28.600	29.167	33.516	301.7	1:30:04.551								
50	Richard Mille Racing Team Orega 07 - Gibson							55	Spirit of Race Ferrari 488 GTE Evo						
	1.Tatiana CALDERON 3.Beitske VISSER								1.Duncan CAMERON 3.Aaron SCOTT						
	2.Sophia FLOERSCH LMP2								2.Matthew GRIFFIN LMGTE						
1	2	1:52.454	45.051	31.794	35.609		1:52.454	1	3	2:02.095	50.559	33.836	37.700		2:02.095
2	2	1:34.026	29.449	30.053	34.524	288.8	3:26.480	2	3	1:41.993	32.352	32.488	37.153	259.6	3:44.088
3	2	1:31.796	28.838	29.380	33.578	292.7	4:58.276	3	3	1:42.582	32.140	32.967	37.475	261.5	5:26.670
4	2	1:32.016	28.706	29.304	34.006	293.5	6:30.292	4	3	1:40.825	31.830	32.028	36.967	262.1	7:07.495
5	2	1:31.313	28.493	29.334	33.486	292.7	8:01.605	5	3	1:41.652	31.964	32.402	37.286	262.8	8:49.147
6	2	1:31.872	28.753	29.371	33.748	291.9	9:33.477	6	3	1:41.332	31.952	32.239	37.141	262.8	10:30.479
7	2	1:38.766 B	28.683	29.345	40.738	291.9	11:12.243	7	3	1:41.209	31.798	32.230	37.181	262.1	12:11.688
8	2	4:11.469	3:06.200	30.811	34.458		15:23.712	8	3	1:48.561 B	32.290	32.318	43.953	261.5	14:00.249
9	2	1:32.782	28.821	29.876	34.085	292.7	16:56.494	9	3	4:57.966	3:46.726	33.994	37.246		18:58.215
10	2	1:32.009	28.871	29.811	33.327	292.7	18:28.503	10	3	1:41.363	31.859	32.224	37.280	261.5	20:39.578
11	2	1:30.455	28.274	28.979	33.202	293.5	19:58.958	11	3	1:41.414	32.001	32.232	37.181	260.9	22:20.992
12	2	1:31.448	28.617	29.215	33.616	293.5	21:30.406	12	3	1:49.178 B	32.602	32.584	43.992	260.9	24:10.170
13	2	1:32.305	28.477	29.410	34.418	294.3	23:02.711	13	1	3:15.171	2:02.484	34.106	38.581		27:25.341
14	2	1:32.165	28.543	29.568	34.054	292.7	24:34.876	14	1	1:44.094	32.699	32.795	38.600	263.4	29:09.435
15	2	1:38.635 B	28.749	29.196	40.690	288.0	26:13.511	15	1	2:56.451 B	39.101	1:00.743	1:16.607	261.5	32:05.886
16	3	4:37.030 B	2:49.408	31.829	1:15.793		30:50.541	16	1	46:59.007	...	36.603	38.808		1:19:04.893
17	3	47:25.895	...	31.981	37.260		1:18:16.436	17	1	1:41.688	32.104	32.405	37.179	262.8	1:20:46.581
18	3	1:36.115	29.426	30.471	36.218	290.3	1:19:52.551	18	1	1:41.814	31.985	32.529	37.300	262.8	1:22:28.395
19	3	1:32.807	29.330	29.437	34.040	289.5	1:21:25.358	19	1	1:43.903	32.885	32.867	38.151	263.4	1:24:12.298
20	3	1:40.577 B	28.912	29.923	41.742	292.7	1:23:05.935	20	1	1:48.749 B	32.029	33.091	43.629	264.1	1:26:01.047
21	1	5:31.301	4:26.492	30.769	34.040		1:28:37.236	21	2	2:43.463	1:34.407	32.276	36.780		1:28:44.510
22	1	1:33.050	29.447	29.427	34.176	291.9	1:30:10.286	22	2	1:39.858	31.665	31.650	36.543	263.4	1:30:24.368
51	AF Corse Ferrari 488 GTE Evo							60	Iron Lynx Ferrari 488 GTE Evo						
	1.Christoph ULRICH 3.Steffen GÖRIG								1.Rino MASTRONARDI 3.Andrea PICCINI						
	2.Alexander WEST LMGTE								2.Sergio PIANEZZOLA LMGTE						
1	1	2:19.815	1:05.061	35.471	39.283		2:19.815	1	1	2:30.949	1:15.243	35.479	40.227		2:30.949
2	1	1:44.870	33.267	34.006	37.597	256.5	4:04.685	2	1	1:42.280	32.513	32.704	37.063	260.9	4:13.229
3	1	1:42.262	32.112	32.849	37.301	260.9	5:46.947	3	1	1:41.726	31.782	32.439	37.505	264.1	5:54.955
4	1	1:42.776	32.811	32.761	37.204	261.5	7:29.723	4	1	1:40.799	31.975	32.069	36.755	263.4	7:35.754
5	1	1:43.198	31.894	33.227	38.077	262.8	9:12.921	5	1	1:40.896	32.260	31.984	36.652	260.9	9:16.650
6	1	1:45.585	33.127	33.016	39.442	260.9	10:58.506	6	1	1:40.599	31.818	31.896	36.885	265.4	10:57.249
7	1	1:41.502	32.012	32.356	37.134	262.8	12:40.008	7	1	1:40.351	31.790	31.751	36.810	264.1	12:37.600
8	1	1:41.870	31.945	32.482	37.443	262.1	14:21.878	8	1	1:43.164	31.645	31.972	39.547	265.4	14:20.764
9	1	1:41.489	31.848	32.604	37.037	263.4	16:03.367	9	1	1:40.786	31.729	31.902	37.155	266.0	16:01.550
10	1	1:43.293	31.950	32.639	38.704	263.4	17:46.660	10	1	1:40.096	31.645	31.803	36.648	264.7	17:41.646
11	1	1:42.125	32.085	32.767	37.273	262.1	19:28.785	11	1	1:41.106	31.958	32.164	36.984	266.0	19:22.752
12	1	1:41.689	31.915	32.485	37.289	263.4	21:10.474	12	1	1:40.208	31.595	31.806	36.807	264.7	21:02.960
13	1	1:42.342	32.047	32.543	37.752	261.5	22:52.816	13	1	1:39.958	31.458	31.796	36.704	264.7	22:42.918
14	1	1:42.998	32.239	32.554	38.205	261.5	24:35.814	14	1	1:41.089	31.487	32.135	37.467	265.4	24:24.007
15	1	1:43.211	32.415	32.479	38.317	260.9	26:19.025	15	1	1:40.458	31.511	31.901	37.046	264.1	26:04.465
16	1	1:43.554	32.506	33.234	37.814	260.9	28:02.579	16	1	1:59.172 B	31.631	35.844	51.697	264.7	28:03.637
17	1	2:01.694 B	32.693	32.828	56.173	260.9	30:04.273	17	3	4:35.615 B	2:13.807	1:03.520	1:18.288		32:39.252
18	2	48:23.883	...	36.173	42.311		1:18:28.156	18	3	47:27.976	...	38.396	42.016		1:20:07.228
19	2	1:47.985	34.220	33.987	39.778	258.4	1:20:16.141	19	3	1:39.561	31.416	31.440	36.705	266.0	1:21:46.789
20	2	1:47.286	34.566	33.592	39.128	259.0	1:22:03.427	20	3	1:49.361 B	31.326	31.784	46.251	266.7	1:23:36.150
21	2	1:51.689 B	32.846	33.504	45.339	258.4	1:23:55.116	21	2	2:57.958	1:46.870	33.270	37.818		1:26:34.108
22	3	3:53.319	1:58.886	33.475	1:20.958		1:27:48.435	22	2	1:43.160	32.828	32.790	37.542	262.8	1:28:17.268
23	3	1:43.741	32.799	33.160	37.782	263.4	1:29:32.176	23	2	1:44.836	33.050	34.244	37.542	264.1	1:30:02.104

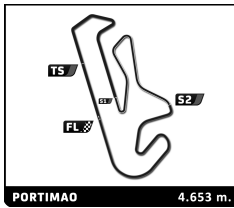


EUROPEAN LE MANS SERIES
4 Hours of Portimao
Free Practice 2

Sector Analysis

Lap under Red Flag Invalidated Lap Personal Best Session Best B Crossing the pit lane

Lap	D	Time	Sector 1	Sector 2	Sector 3	T. Spd	Elapsed	Lap	D	Time	Sector 1	Sector 2	Sector 3	T. Spd	Elapsed
66 JMW Motorsport Ferrari 488 GTE Evo 1.Gunnar JEANNETTE 3.Finlay HUTCHISON LMGTE 2.Rodrigo SALES								18 3 1:39.771 31.321 31.699 36.751 268.0 1:22:42.464							
1 3 5:27.195 4:15.443 33.163 38.589 5:27.195								19 3 1:46.652 B 31.380 31.827 43.445 266.0 1:24:29.116							
2 3 2:05.953 B 32.111 47.642 46.200 262.8 7:33.148								83 Iron Lynx Ferrari 488 GTE Evo 1.Manuela GOSTNER 3.Rahel FREY LMGTE 2.Michelle GATTING							
3 3 5:03.472 3:53.913 32.418 37.141 12:36.620								1 2 2:16.337 57.432 36.232 42.673 2:16.337							
4 3 1:40.698 31.798 32.051 36.849 262.1 14:17.318								2 2 1:46.277 33.905 33.726 38.646 259.6 4:02.614							
5 3 1:40.698 31.525 32.105 36.978 262.1 15:57.926								3 2 1:41.902 32.318 32.495 37.089 262.1 5:44.516							
6 3 1:41.698 32.328 32.118 37.252 263.4 17:39.624								4 2 1:42.837 31.748 33.519 37.570 264.1 7:27.353							
7 3 1:47.905 B 32.031 32.905 42.969 263.4 19:27.529								5 2 1:47.329 B 31.676 32.113 43.540 263.4 9:14.682							
8 3 4:13.182 3:02.806 32.353 38.023 23:40.711								6 2 4:14.213 3:04.514 32.235 37.464 13:28.895							
9 3 1:42.698 32.119 32.395 38.184 262.1 25:23.409								7 2 1:44.854 31.740 33.578 39.536 264.1 15:13.749							
10 3 1:42.523 32.401 32.769 37.353 262.1 27:05.932								8 2 1:40.386 31.607 31.651 37.128 264.1 16:54.135							
11 3 1:42.077 32.114 32.490 37.473 262.1 28:48.009								9 2 1:42.300 31.712 33.148 37.440 264.7 18:36.435							
12 3 2:43.125 B 32.373 54.582 1:16.170 260.9 31:31.134								10 2 1:46.212 B 31.474 31.733 43.005 265.4 20:22.647							
13 1 48:18.617 ... 34.233 37.839 1:19:49.751								11 2 6:17.522 5:00.678 37.535 39.309 26:40.169							
14 1 1:43.210 32.563 33.129 37.518 260.2 1:21:32.961								12 2 1:39.945 31.450 31.570 36.925 264.1 28:20.114							
15 1 1:43.465 32.462 33.075 37.928 261.5 1:23:16.426								13 2 2:09.982 B 31.367 31.690 1:06.925 264.7 30:30.096							
16 1 1:49.764 B 33.041 33.428 43.295 254.1 1:25:06.190								14 3 47:52.451 ... 33.827 37.726 1:18:22.547							
17 2 3:01.811 1:48.273 34.468 39.070 1:28:08.001								15 3 1:42.720 32.048 31.990 38.682 264.1 1:20:05.267							
18 2 1:45.867 32.980 33.627 39.260 260.2 1:29:53.868								16 3 1:40.050 31.442 31.690 36.918 264.7 1:21:45.317							
19 2 1:47.101 35.124 33.683 38.294 255.9 1:31:40.969								17 3 1:39.893 31.265 31.676 36.952 266.7 1:23:25.210							
74 Kessel Racing Ferrari 488 GTE Evo 1.Michael BRONISZEWSKI 3.Nicola CADEI LMGTE 2.David PEREL								18 3 1:39.911 31.252 31.704 36.955 266.0 1:25:05.121							
1 2 1:18:25.325 ... 35.542 38.950 1:18:25.325								19 3 1:40.337 31.618 31.764 36.955 265.4 1:26:45.458							
2 2 1:42.952 32.564 32.633 37.755 264.7 1:20:08.277								20 3 1:42.794 32.333 33.429 37.032 265.4 1:28:28.252							
3 2 1:41.684 31.930 32.124 37.630 266.7 1:21:49.961								21 3 1:40.320 31.502 31.922 36.896 265.4 1:30:08.572							
4 2 1:40.611 31.680 31.909 37.022 268.0 1:23:30.572								86 Gulf Racing Porsche 911 RSR 1.Michael WAINWRIGHT 3.Andrew WATSON LMGTE 2.Benjamin BARKER							
5 2 1:45.864 B 31.651 31.952 42.261 267.3 1:25:16.436								1 2 2:07.365 53.387 34.131 39.847 2:07.365							
6 2 2:45.234 1:33.657 32.248 39.329 1:28:01.670								2 2 1:41.774 32.069 32.563 37.142 262.8 3:49.139							
7 2 1:39.409 31.436 31.688 36.285 267.3 1:29:41.079								3 2 1:40.685 31.756 32.139 36.790 262.8 5:29.824							
8 2 1:40.239 31.444 31.613 37.182 268.0 1:31:21.318								4 2 1:43.564 31.858 34.514 37.192 266.0 7:13.388							
77 Proton Competition Porsche 911 RSR 1.Christian RIED 3.Alessio PICARIELLO LMGTE 2.Michele BERETTA								5 2 1:41.074 31.795 32.159 37.120 266.7 8:54.462							
1 3 2:06.704 56.283 33.047 37.374 2:06.704								6 2 1:47.490 B 31.596 32.306 43.588 266.7 10:41.952							
2 3 1:41.023 31.656 32.186 37.181 264.1 3:47.727								7 2 8:59.977 7:49.655 32.801 37.521 19:41.929							
3 3 1:40.078 31.448 31.914 36.716 265.4 5:27.805								8 2 1:40.839 31.778 32.082 36.979 265.4 21:22.768							
4 3 1:44.810 31.759 35.159 37.892 266.7 7:12.615								9 2 1:41.337 31.570 32.082 37.685 265.4 23:04.105							
5 3 1:40.665 31.535 31.695 37.435 266.0 8:53.280								10 2 1:41.200 31.621 32.102 37.477 266.7 24:45.305							
6 3 1:40.507 31.584 31.956 36.967 266.7 10:33.787								11 2 1:48.011 B 31.963 32.515 43.533 265.4 26:33.316							
7 3 1:45.989 B 31.636 31.868 42.485 268.7 12:19.776								12 2 4:27.295 B 2:35.809 35.491 1:15.995 31:00.611							
8 2 3:21.348 2:10.977 32.748 37.623 15:41.124								13 1 47:38.868 ... 34.010 38.564 1:18:39.479							
9 2 1:41.847 31.896 32.396 37.555 263.4 17:22.971								14 1 1:44.536 33.363 33.301 37.872 265.4 1:20:24.015							
10 2 1:42.615 31.875 32.193 38.547 264.1 19:05.586								15 1 1:45.462 32.478 32.806 40.178 265.4 1:22:09.477							
11 2 1:41.125 31.898 32.197 37.030 264.1 20:46.711								16 1 1:43.999 32.507 33.294 38.198 264.7 1:23:53.476							
12 2 1:41.430 31.867 32.207 37.356 264.7 22:28.141								17 1 1:45.725 33.778 33.148 38.799 264.7 1:25:39.201							
13 2 1:41.201 31.594 32.054 37.553 264.1 24:09.342								18 1 1:47.192 32.441 33.121 41.630 264.7 1:27:26.393							
14 2 1:41.126 31.779 32.109 37.238 261.5 25:50.468								19 1 1:44.576 32.785 32.822 38.969 262.8 1:29:10.969							
15 2 1:49.685 B 31.848 33.445 44.392 264.1 27:40.153								20 1 1:45.949 33.810 33.568 38.571 264.7 1:30:56.918							
16 3 51:41.989 ... 32.792 37.672 1:19:22.142								88 AF Corse Ferrari F488 GTE 1.François PERRODO 3.Alessio ROVERA LMGTE 2.Emmanuel COLLARD							
17 3 1:40.551 31.326 31.592 37.633 266.7 1:21:02.693								1 3 3:31.780 2:05.574 35.467 50.739 3:31.780							



EUROPEAN LE MANS SERIES
4 Hours of Portimao
Free Practice 2

Sector Analysis

		Lap under Red Flag		Invalidated Lap		Personal Best		Session Best		B Crossing the pit lane						
Lap	D	Time	Sector 1	Sector 2	Sector 3	T. Spd	Elapsed	Lap	D	Time	Sector 1	Sector 2	Sector 3	T. Spd	Elapsed	
2	3	1:46.008	32.464	36.498	37.046	261.5	5:17.788									
3	3	1:40.257	31.498	31.860	36.899	264.1	6:58.045									
4	3	1:39.934	31.490	31.673	36.771	263.4	8:37.979									
5	3	1:49.852 B	31.902	32.270	45.680	262.8	10:27.831									
6	3	4:35.763	3:19.667	36.789	39.307		15:03.594									
7	3	1:59.805	35.123	33.664	51.018	255.3	17:03.399									
8	3	1:38.955	31.159	31.472	36.324	264.7	18:42.354									
9	3	1:38.728	31.118	31.412	36.198	264.7	20:21.082									
10	3	1:54.921 B	35.540	37.093	42.288	234.8	22:16.003									
11	2	3:29.284	2:19.286	32.751	37.247		25:45.287									
12	2	1:41.440	31.845	32.316	37.279	260.2	27:26.727									
13	2	1:41.812	31.819	32.739	37.254	265.4	29:08.539									
14	2	2:46.609 B	31.751	58.892	1:15.966	261.5	31:55.148									
15	3	47:14.995	...	33.639	37.742		1:19:10.143									
16	3	1:39.326	31.347	31.652	36.327	264.1	1:20:49.469									
17	3	1:46.585 B	31.390	31.727	43.468	266.0	1:22:36.054									
18	3	2:45.872	1:34.574	32.781	38.517		1:25:21.926									
19	3	1:44.865	32.617	34.098	38.150	259.6	1:27:06.791									
20	3	1:42.185	32.386	32.453	37.346	260.2	1:28:48.976									
21	3	1:41.673	31.982	32.611	37.080	262.8	1:30:30.649									
93	Proton Competition		Porsche 911 RSR													
	1. Michael FASSBENDER		3. Richard LIETZ		LMGTE											
	2. Felipe LASER															
1	2	2:10.248	57.255	33.064	39.929		2:10.248									
2	2	1:40.839	31.718	32.046	37.075	263.4	3:51.087									
3	2	1:40.680	31.538	31.948	37.194	264.7	5:31.767									
4	2	1:48.862	31.588	35.888	41.386	265.4	7:20.629									
5	2	1:42.679	32.769	32.182	37.728	265.4	9:03.308									
6	2	1:41.247	31.692	32.080	37.475	264.7	10:44.555									
7	2	1:40.808	31.708	32.020	37.080	264.1	12:25.363									
8	2	1:41.333	31.756	32.257	37.320	264.1	14:06.696									
9	2	1:41.159	31.950	32.049	37.160	264.7	15:47.855									
10	2	1:41.430	31.778	31.960	37.692	264.7	17:29.285									
11	2	1:40.949	31.795	32.046	37.108	264.7	19:10.234									
12	2	1:47.829 B	31.561	32.550	43.718	265.4	20:58.063									
13	3	4:21.493	3:10.852	33.074	37.567		25:19.556									
14	3	1:41.717	31.780	32.189	37.748	262.1	27:01.273									
15	3	1:40.757	31.756	32.128	36.873	265.4	28:42.030									
16	3	2:35.906 B	32.937	47.438	1:15.531	264.1	31:17.936									
17	3	47:56.993	...	32.621	36.848		1:19:14.929									
18	3	1:39.582	31.298	31.804	36.480	267.3	1:20:54.511									
19	3	1:40.598	31.244	32.508	36.846	267.3	1:22:35.109									
20	3	1:47.126 B	31.936	31.962	43.228	266.7	1:24:22.235									
21	1	3:24.721	2:09.180	32.939	42.602		1:27:46.956									
22	1	1:42.381	32.353	32.613	37.415	262.1	1:29:29.337									
23	1	1:42.107	32.081	33.022	37.004	264.1	1:31:11.444									