

EUROPEAN LE MANS SERIES

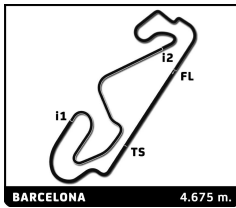
4 Hours of Barcelona

Free Practice 1

Sector Analysis

Lap	D	Time	Sector 1	Sector 2	Sector 3	T. Spd	Elapsed	Lap under Red Flag	Invalidated Lap	Personal Best	Session Best	Crossing the pit lane	
9	3	1:44.172	30.080	39.908	34.184	267.1	24:05.859						
10	3	1:43.986	29.359	39.554	35.073	265.1	25:49.845						
11	3	1:47.904	29.979	39.678	38.247	267.8	27:37.749						
12	3	12:34.982	...	40.226	34.210	180.0	40:12.731						
13	3	5:34.343	3:52.512	1:06.675	35.156	263.8	45:47.074						
14	3	1:44.526	30.029	39.837	34.660	261.3	47:31.600						
15	3	1:43.155	29.733	39.533	33.889	263.2	49:14.755						
16	3	1:44.482	29.704	40.398	34.380	263.8	50:59.237						
17	3	1:44.007	29.637	39.608	34.762	263.8	52:43.244						
18	3	1:45.577	29.631	40.017	35.929	265.1	54:28.821						
19	3	1:49.835	30.794	40.327	38.714	265.1	56:18.656						
20	1	3:52.725	2:16.815	43.116	52.794	174.2	1:00:11.381						
21	1	4:28.963	2:37.620	1:15.780	35.563	80.6	1:04:40.344						
22	1	1:45.298	30.097	40.652	34.549	263.8	1:06:25.642						
23	1	1:44.048	29.610	40.063	34.375	263.8	1:08:09.690						
24	1	1:52.709	29.825	40.081	42.803	265.1	1:10:02.399						
25	1	4:57.027	2:42.107	1:18.569	56.351	80.0	1:14:59.426						
26	1	1:50.335	35.192	40.660	34.483	235.0	1:16:49.761						
27	1	1:43.844	29.678	39.950	34.216	264.5	1:18:33.605						
28	1	1:44.497	29.779	40.223	34.495	265.8	1:20:18.102						
29	1	1:45.307	29.664	40.720	34.923	268.4	1:22:03.409						
30	1	1:45.119	29.836	40.361	34.922	268.4	1:23:48.528						
31	1	1:44.569	29.695	40.267	34.607	267.8	1:25:33.097						
32	1	1:46.051	29.928	40.852	35.271	269.1	1:27:19.148						
33	1	1:46.076	29.978	40.807	35.291	267.8	1:29:05.224						
34	1	1:47.525	30.118	42.013	35.394	266.4	1:30:52.749						
21		DragonSpeed USA											Oreca 07 - Gibson LMP2 P/A
		1. Henrik HEDMAN								3. Ricky TAYLOR			
		2. Ben HANLEY											
1	2	2:34.954	1:21.963	39.877	33.114	177.6	2:34.954						
2	2	1:35.405	27.466	36.417	31.522	278.9	4:10.359						
3	2	1:34.861	26.992	36.044	31.825	280.3	5:45.220						
4	2	1:36.006	27.491	36.756	31.759	284.0	7:21.226						
5	2	1:35.102	26.975	36.378	31.749	282.5	8:56.328						
6	2	1:36.679	27.499	37.287	31.893	284.0	10:33.007						
7	2	1:35.827	27.024	37.001	31.802	281.0	12:08.834						
8	2	1:37.010	27.015	37.016	32.979	281.0	13:45.844						
9	2	1:35.966	27.171	36.425	32.370	281.8	15:21.810						
10	2	1:36.190	27.660	36.577	31.953	284.8	16:58.000						
11	2	1:36.438	27.193	37.213	32.032	282.5	18:34.438						
12	2	1:36.118	27.568	36.552	31.998	281.0	20:10.556						
13	2	1:41.241	27.168	37.139	36.934	281.8	21:51.797						
14	1	3:08.850	1:50.094	43.400	35.356	186.6	25:00.647						
15	1	1:41.841	28.539	39.045	34.257	279.6	26:42.488						
16	1	1:42.890	28.295	39.878	34.717	280.3	28:25.378						
17	1	1:54.096	34.727	44.281	35.088	278.9	30:19.474						
18	1	1:45.317	29.627	40.270	35.420	278.9	32:04.791						
19	1	1:45.460	29.806	40.183	35.471	276.7	33:50.251						
20	1	1:43.747	30.004	39.109	34.634	252.7	35:33.998						
21	1	1:45.659	28.699	41.506	35.454	279.6	37:19.657						
22	1	1:44.316	28.562	39.192	36.562	278.9	39:03.973						
23	1	1:41.061	28.511	38.577	33.973	278.1	40:45.034						
24	1	2:37.204	29.724	1:07.922	59.558	279.6	43:22.238						
25	3	3:30.046	2:16.334	39.621	34.091	142.0	46:52.284						
26	3	1:42.794	31.451	37.963	33.380	279.6	48:35.078						
27	3	1:37.848	27.568	37.451	32.829	279.6	50:12.926						
28	3	1:38.493	28.143	38.041	32.309	281.8	51:51.419						
29	3	1:38.219	27.320	38.561	32.338	281.0	53:29.638						
30	3	1:38.595	28.627	37.218	32.750	281.8	55:08.233						
31	3	1:36.537	27.595	36.837	32.105	280.3	56:44.770						
32	3	1:43.182	27.683	37.665	37.834	283.3	58:27.952						
33	3	11:20.915	...	37.886	33.021	193.2	1:09:48.867						
34	3	3:00.850	46.393	1:18.132	56.325	280.3	1:12:49.717						
35	3	2:57.040	1:12.861	1:09.613	34.566	81.2	1:15:46.757						
36	3	1:38.358	28.534	37.698	32.126	278.1	1:17:25.115						





EUROPEAN LE MANS SERIES
 4 Hours of Barcelona
 Free Practice 1
 Sector Analysis

Lap	D	Time	Sector 1	Sector 2	Sector 3	T. Spd	Elapsed	Lap	D	Time	Sector 1	Sector 2	Sector 3	T. Spd	Elapsed
37	3	1:45.573 B	27.724	38.300	39.549	281.0	1:19:10.688	1	3	3:28.047 B	2:06.598	41.054	40.395	183.1	3:28.047
38	2	2:37.823	1:28.467	37.121	32.235	191.5	1:21:48.511	2	3	2:41.090	1:27.562	40.092	33.436	189.5	6:09.137
39	2	1:39.343	27.656	37.892	33.795	283.3	1:23:27.854	3	3	1:39.984	27.342	37.609	35.033	279.6	7:49.121
40	2	1:36.134	27.375	36.685	32.074	281.8	1:25:03.988	4	3	1:35.364	27.059	36.323	31.982	279.6	9:24.485
41	2	1:36.113	27.279	36.695	32.139	282.5	1:26:40.101	5	3	1:36.109	26.960	36.838	32.311	280.3	11:00.594
42	2	1:36.224	27.159	36.479	32.586	282.5	1:28:16.325	6	3	1:35.551	27.470	36.265	31.816	281.0	12:36.145
43	2	1:37.466	27.392	37.819	32.255	281.8	1:29:53.791	7	3	1:35.805	26.961	36.298	32.546	279.6	14:11.950
44	2	1:49.456 B	29.337	38.601	41.518	286.3	1:31:43.247	8	3	1:40.907 B	27.031	37.103	36.773	280.3	15:52.857

Lap under Red Flag Invalidated Lap Personal Best Session Best B Crossing the pit lane

22 **United Autosports**
 1. Phil HANSON 3. Tom GAMBLE Oreca 07 - Gibson LMP2
 2. Jonathan ABERDEIN

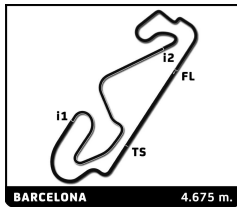
1	1	7:44.332	6:28.886	37.720	37.726	188.5	7:44.332
2	1	1:33.629	26.565	35.619	31.445	278.9	9:17.961
3	1	1:35.244	26.821	36.865	31.558	284.8	10:53.205
4	1	1:41.039 B	26.725	36.402	37.912	280.3	12:34.244
5	1	7:22.827	6:06.991	37.414	38.422	191.5	19:57.071
6	1	1:34.849	26.940	36.207	31.702	280.3	21:31.920
7	1	1:34.863	26.863	36.230	31.770	280.3	23:06.783
8	1	1:41.612 B	27.452	36.796	37.364	281.8	24:48.395
9	3	5:04.934	3:52.300	39.877	32.757	146.4	29:53.329
10	3	1:36.563	27.540	36.992	32.031	279.6	31:29.892
11	3	1:38.726	27.183	37.574	33.969	281.0	33:08.618
12	3	1:37.578	27.315	37.738	32.525	280.3	34:46.196
13	3	1:35.728	27.095	36.583	32.050	281.0	36:21.924
14	3	1:36.420	27.729	36.601	32.090	281.8	37:58.344
15	3	1:38.190	27.159	37.727	33.304	283.3	39:36.534
16	3	1:40.538	27.821	39.595	33.122	283.3	41:17.072
17	3	3:03.570 B	48.939	1:18.381	56.250	281.0	44:20.642
18	3	5:15.383	3:54.345	37.673	43.365	189.5	49:36.025
19	3	1:46.311	27.577	36.844	41.890	279.6	51:22.336
20	3	1:35.387	27.158	36.428	31.801	280.3	52:57.723
21	3	1:43.724 B	27.347	37.016	39.361	281.0	54:41.447
22	2	3:01.356	1:51.615	37.224	32.517	194.3	57:42.803
23	2	1:38.593	27.746	38.262	32.585	281.0	59:21.396
24	2	3:08.602	53.854	1:18.323	56.425	228.5	1:02:29.998
25	2	2:35.191	1:13.118	47.791	34.282	80.4	1:05:05.189
26	2	1:37.880	27.614	38.050	32.216	281.0	1:06:43.069
27	2	1:38.022	27.501	36.753	33.768	281.0	1:08:21.091
28	2	2:02.749	28.876	45.688	48.185	284.0	1:10:23.840
29	2	3:28.275	1:12.674	1:19.084	56.517	80.6	1:13:52.115
30	2	2:27.347	1:13.922	40.358	33.067	80.5	1:16:19.462
31	2	1:38.555	28.758	36.923	32.874	280.3	1:17:58.017
32	2	1:36.490	27.806	36.716	31.968	278.9	1:19:34.507
33	2	1:37.279	28.426	36.935	31.918	283.3	1:21:11.786
34	2	1:36.050	27.279	36.735	32.036	283.3	1:22:47.836
35	2	1:38.012	27.294	37.931	32.787	283.3	1:24:25.848
36	2	1:38.759	27.505	38.613	32.641	282.5	1:26:04.607
37	2	1:40.642	27.669	39.281	33.692	282.5	1:27:45.249
38	2	1:36.996	28.072	36.830	32.094	282.5	1:29:22.245
39	2	1:45.266 B	27.477	38.590	39.199	281.8	1:31:07.511

24 **Algarve Pro Racing**
 1. Diego MENCHACA 3. Richard BRADLEY Oreca 07 - Gibson LMP2
 2. Ferdinand HABSBURG

25 **G-Drive Racing**
 1. John FALB 3. Pietro FITTIPALDI Aurus 01 - Gibson LMP2 P/A
 2. Rui ANDRADE

1	3	9:56.915	8:38.738	43.000	35.177	106.8	9:56.915
2	3	1:49.509 B	28.512	38.438	42.559	277.4	11:46.424
3	3	57:20.583	...	38.260	33.127	157.8	1:09:07.007
4	3	2:23.528	27.712	59.582	56.234	281.0	1:11:30.535
5	3	3:27.833	1:12.866	1:18.757	56.210	80.6	1:14:58.368
6	3	1:45.124	34.645	38.328	32.151	244.1	1:16:43.492



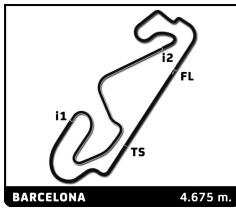


EUROPEAN LE MANS SERIES
4 Hours of Barcelona
Free Practice 1

Sector Analysis

Lap under Red Flag							Invalidated Lap		Personal Best		Session Best		B Crossing the pit lane		
Lap	D	Time	Sector 1	Sector 2	Sector 3	T. Spd	Elapsed	Lap	D	Time	Sector 1	Sector 2	Sector 3	T. Spd	Elapsed
7	3	1:36.620	27.626	37.298	31.696	281.8	1:18:20.112	44	2	1:38.421	29.002	37.033	32.386	283.3	1:29:37.017
8	3	1:37.412	27.225	37.167	33.020	282.5	1:19:57.524	45	2	1:39.103	27.729	38.125	33.249	283.3	1:31:16.120
9	3	1:43.387 B	27.056	38.760	37.571	284.0	1:21:40.911	<div style="border: 1px solid black; padding: 5px;"> 28 IDEC Sport 1. Paul LAFARGUE 2. Paul Loup CHATIN 3. Patrick PILET Oreca 07 - Gibson LMP2 </div>							
10	2	3:53.814	2:42.821	38.001	32.992	191.5	1:25:34.725								
11	2	1:40.053	27.994	38.796	33.263	284.8	1:27:14.778	1	2	1:55.534	39.142	39.038	37.354	189.2	1:55.534
12	2	1:45.525	30.398	41.155	33.972	283.3	1:29:00.303	2	2	1:35.029	26.820	36.290	31.919	281.0	3:30.563
13	2	1:37.359	27.608	37.286	32.465	281.8	1:30:37.662	3	2	1:34.108	26.662	35.854	31.592	282.5	5:04.671
<div style="border: 1px solid black; padding: 5px;"> 26 G-Drive Racing 1. Roman RUSINOV 2. Franco COLAPINTO 3. Nyck DE VRIES Aurus 01 - Gibson LMP2 </div>							<div style="border: 1px solid black; padding: 5px;"> 29 Ultimate 1. Matthieu LAHAYE 2. Jean-Baptiste LAHAYE 3. François HERIAU Oreca 07 - Gibson LMP2 P/A </div>								
1	3	3:34.474	2:20.719	40.225	33.530	175.0	3:34.474	1	2	4:39.515	3:26.984	38.943	33.588	190.2	4:39.515
2	3	1:40.126	29.787	37.582	32.757	258.1	5:14.600	2	2	1:37.001	27.070	37.209	32.722	280.3	6:16.516
3	3	1:35.463	26.838	36.895	31.730	281.0	6:50.063	3	2	1:35.568	27.199	36.444	31.925	282.5	7:52.084
4	3	1:36.574	27.724	36.729	32.121	283.3	8:26.637	4	2	1:42.293 B	27.678	37.619	36.996	284.0	9:34.377
5	3	1:36.520	26.943	37.643	31.934	284.0	10:03.157								
6	3	1:35.591	26.955	36.488	32.148	282.5	11:38.748								
7	3	1:37.523	27.882	37.109	32.532	282.5	13:16.271								
8	3	1:37.276	27.307	37.194	32.775	282.5	14:53.547								
9	3	1:41.890	27.460	37.412	37.018	283.3	16:35.437								
10	3	1:35.509	26.968	36.334	32.207	280.3	18:10.946								
11	3	1:41.721 B	26.996	36.624	38.101	281.8	19:52.667								
12	3	1:57.653	47.759	36.776	33.118	192.2	21:50.320								
13	3	1:34.942	26.961	36.126	31.855	282.5	23:25.262								
14	3	1:37.466	28.159	36.264	33.043	284.0	25:02.728								
15	3	1:35.371	27.012	36.416	31.943	284.0	26:38.099								
16	3	1:35.421	26.876	36.507	32.038	284.0	28:13.520								
17	3	1:37.281	27.847	36.912	32.522	283.3	29:50.801								
18	3	1:35.898	27.120	36.347	32.431	283.3	31:26.699								
19	3	1:38.517	27.091	38.180	33.246	284.0	33:05.216								
20	3	1:41.198 B	28.174	36.959	36.065	284.0	34:46.414								
21	1	3:57.783	2:46.715	38.237	32.831	188.8	38:44.197								
22	1	1:40.511	27.521	39.698	33.292	283.3	40:24.708								
23	1	2:03.795	27.835	40.765	55.195	283.3	42:28.503								
24	1	3:08.271	1:12.864	1:18.779	36.628	80.8	45:36.774								
25	1	1:40.250	29.114	37.894	33.242	275.3	47:17.024								
26	1	1:40.822	27.795	38.086	34.941	278.1	48:57.846								
27	1	1:37.968	27.584	36.939	33.445	281.0	50:35.814								
28	1	1:40.909	28.881	37.688	34.340	282.5	52:16.723								
29	1	1:42.239	28.110	40.230	33.899	283.3	53:58.962								
30	1	1:42.692 B	27.395	38.620	36.677	281.0	55:41.654								
31	1	7:46.799	5:32.018	1:18.545	56.236	80.8	1:03:28.453								
32	1	2:07.609	53.405	39.992	34.212	80.0	1:05:36.062								
33	1	1:41.064	29.104	39.186	32.774	269.8	1:07:17.126								
34	1	1:39.605	28.484	38.217	32.904	280.3	1:08:56.731								
35	1	2:06.185 B	28.074	41.455	56.656	281.0	1:11:02.916								
36	2	5:31.324	4:17.201	40.020	34.103	80.8	1:16:34.240								
37	2	1:39.920	27.889	38.119	33.912	280.3	1:18:14.160								
38	2	1:36.784	27.610	36.851	32.323	281.0	1:19:50.944								
39	2	1:39.253	29.840	37.242	32.171	285.5	1:21:30.197								
40	2	1:36.956	27.472	37.372	32.112	282.5	1:23:07.153								
41	2	1:37.903	27.197	37.899	32.807	283.3	1:24:45.056								
42	2	1:36.320	27.241	36.779	32.300	284.0	1:26:21.376								
43	2	1:37.220	27.421	37.128	32.671	284.0	1:27:58.596								





EUROPEAN LE MANS SERIES
4 Hours of Barcelona
Free Practice 1

Sector Analysis

														Lap under Red Flag	Invalidated Lap	Personal Best	Session Best	B Crossing the pit lane
Lap	D	Time	Sector 1	Sector 2	Sector 3	T. Spd	Elapsed	Lap	D	Time	Sector 1	Sector 2	Sector 3	T. Spd	Elapsed			
16	1	1:51.719	31.782	43.083	36.854	259.4	38:37.169											
17	1	1:54.719	33.207	43.693	37.819	260.0	40:31.888											
18	1	2:41.573 B	32.164	1:03.970	1:05.439	260.6	43:13.461											
19	3	4:03.643	2:45.630	41.965	36.048	173.6	47:17.104											
20	3	1:47.881	31.240	41.341	35.300	260.6	49:04.985											
21	3	1:47.598	30.817	41.083	35.698	262.5	50:52.583											
22	3	1:52.906	30.729	42.288	39.889	262.5	52:45.489											
23	3	1:47.458	30.516	41.296	35.646	263.2	54:32.947											
24	3	1:46.399	30.523	40.792	35.084	263.2	56:19.346											
25	3	1:50.732 B	30.443	40.503	39.786	263.8	58:10.078											
26	1	8:07.974 B	6:37.935	44.581	45.458	163.8	1:06:18.052											
27	1	2:33.442	1:13.939	42.927	36.576	177.3	1:08:51.494											
28	1	2:23.401	31.805	51.310	1:00.286	261.3	1:11:14.895											
29	1	3:31.701 B	1:13.343	1:19.174	59.184	80.1	1:14:46.596											
30	3	3:19.320	2:02.045	41.451	35.824	175.0	1:18:05.916											
31	3	1:47.871	30.928	40.948	35.995	262.5	1:19:53.787											
32	3	1:46.841	30.666	40.875	35.300	263.2	1:21:40.628											
33	3	1:49.496	30.677	42.618	36.201	264.5	1:23:30.124											
34	3	1:45.874	30.423	40.602	34.849	265.1	1:25:15.998											
35	3	1:48.443	30.329	41.183	36.931	264.5	1:27:04.441											
36	3	1:45.893	30.461	40.621	34.811	264.5	1:28:50.334											
37	3	1:46.013	30.409	40.700	34.904	263.8	1:30:36.347											

