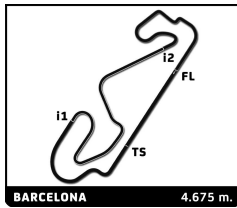


**EUROPEAN LE MANS SERIES**  
4 Hours of Barcelona  
Bronze Driver Collective Test

Sector Analysis

Lap under Red Flag											Invalidated Lap											Personal Best											Session Best											B Crossing the pit lane										
Lap	D	Time	Sector 1	Sector 2	Sector 3	T. Spd	Elapsed	Lap	D	Time	Sector 1	Sector 2	Sector 3	T. Spd	Elapsed	Lap	D	Time	Sector 1	Sector 2	Sector 3	T. Spd	Elapsed	Lap	D	Time	Sector 1	Sector 2	Sector 3	T. Spd	Elapsed	Lap	D	Time	Sector 1	Sector 2	Sector 3	T. Spd	Elapsed															
8	1	1:42.636	29.126	39.551	33.959	265.8	19:44.048	13	3	1:44.451	29.734	40.432	34.285	262.5	30:20.362	<b>13 Inter Europol Competition</b> Ligier JS P320 - Nissan LMP3																																						
9	1	1:42.429	29.074	39.224	34.131	267.8	21:26.477	1.Martin HIPPE 3.Julien FALCHERO																																														
10	1	2:38.969	29.082	39.422	1:30.465	267.1	24:05.446	2.Ugo DE WILDE																																														
11	1	3:44.501	2:26.682	41.673	36.146	178.5	27:49.947	1	1	1:53.806	36.806	42.089	34.911	171.9	1:53.806																																							
12	1	1:57.264	30.460	43.928	42.876	263.2	29:47.211	2	1	1:42.767	29.025	39.203	34.539	260.0	3:36.573																																							
<b>9</b> <b>Graff</b> Ligier JS P320 - Nissan LMP3											3	1	2:26.814	28.939	1:01.037	56.838	261.3	6:03.387																																				
1.Matthias KAISER											4	1	3:31.267	1:14.426	1:19.872	56.969	78.9	9:34.654																																				
2.Rory PENTTINEN											5	1	3:32.129	1:14.933	1:19.915	57.281	78.0	13:06.783																																				
1	2	2:16.901	58.063	43.482	35.356	165.1	2:16.901	6	1	2:15.482	57.283	41.723	36.476	77.8	15:22.265																																							
2	2	1:43.929	30.025	39.795	34.109	258.1	4:00.830	7	1	1:43.878	29.963	39.750	34.165	259.4	17:06.143																																							
3	2	2:46.745	31.107	1:18.723	56.915	260.0	6:47.575	8	1	1:46.482	29.663	39.387	37.432	260.6	18:52.625																																							
4	2	3:28.283	1:13.543	1:18.728	56.012	79.7	10:15.858	9	1	1:45.614	29.467	40.884	35.263	264.5	20:38.239																																							
5	2	3:29.765	1:13.403	1:18.727	57.635	79.7	13:45.623	10	1	1:46.050	29.485	41.652	34.913	265.1	22:24.289																																							
6	2	1:52.368	35.031	42.218	35.119	235.0	15:37.991	11	1	1:50.679	29.524	40.127	41.028	265.1	24:14.968																																							
7	2	1:43.767	29.805	39.611	34.351	260.0	17:21.758	12	1	1:42.839	29.223	39.482	34.134	263.8	25:57.807																																							
8	2	1:43.748	29.493	39.580	34.675	261.3	19:05.506	13	1	1:42.326	29.277	38.957	34.092	263.2	27:40.133																																							
9	2	1:45.683	29.605	40.338	35.740	263.2	20:51.189	14	1	1:45.995	29.151	40.440	36.404	263.8	29:26.128																																							
10	2	1:47.546	31.054	39.989	36.503	263.2	22:38.735	15	1	1:45.462	29.667	41.747	34.048	263.8	31:11.590																																							
11	2	1:51.276	29.676	39.747	41.853	265.1	24:30.011	<b>14 Inter Europol Competition</b> Ligier JS P320 - Nissan LMP3																																														
12	2	1:45.378	29.681	40.674	35.023	263.2	26:15.389	1.Julius ADOMAVICIUS 3.Mattia PASINI																																														
13	2	1:43.482	29.558	39.383	34.541	263.2	27:58.871	2.Alessandro BRACALENTE																																														
14	2	1:47.851	29.816	39.638	38.397	264.5	29:46.722	1	3	1:49.690	35.271	40.292	34.127	175.6	1:49.690																																							
15	2	1:42.824	29.553	39.131	34.140	262.5	31:29.546	2	3	1:43.845	29.222	39.300	35.323	257.5	3:33.535																																							
<b>11</b> <b>Eurointernational</b> Ligier JS P320 - Nissan LMP3											3	3	2:19.744	29.432	53.318	56.994	260.6	5:53.279																																				
1.Andrea DROMEDARI											4	3	3:30.623	1:13.780	1:19.749	57.094	79.3	9:23.902																																				
2.Mateusz KAPRZYK											5	3	3:30.046	1:13.940	1:19.507	56.599	79.3	12:53.948																																				
1	1	2:04.983	42.260	44.213	38.510	168.7	2:04.983	6	3	3:08.261	1:53.345	40.472	34.444	179.1	16:02.209																																							
2	1	1:47.112	30.672	41.173	35.267	257.5	3:52.095	7	3	1:42.208	29.618	39.230	33.360	258.8	17:44.417																																							
3	1	2:35.752	30.243	1:11.792	53.717	260.6	6:27.847	8	3	1:42.746	29.094	39.033	34.619	261.3	19:27.163																																							
4	1	10:13.891	8:53.869	42.801	37.221	173.1	16:41.738	9	3	1:51.418	29.847	42.555	39.016	267.1	21:18.581																																							
5	1	1:50.186	32.007	41.380	36.799	255.7	18:31.924	10	3	1:41.195	29.106	38.788	33.301	261.9	22:59.776																																							
6	1	1:45.770	30.382	40.687	34.701	261.9	20:17.694	11	3	1:49.553	29.089	40.674	39.790	263.2	24:49.329																																							
7	1	1:46.250	29.983	41.204	35.063	262.5	22:03.944	12	3	1:43.779	29.189	39.425	35.165	261.3	26:33.108																																							
8	1	1:49.686	30.401	41.068	38.217	262.5	23:53.630	13	3	1:42.384	29.080	39.671	33.633	262.5	28:15.492																																							
9	1	1:46.199	30.193	40.908	35.098	263.8	25:39.829	14	3	1:42.375	29.239	39.679	33.457	261.9	29:57.867																																							
10	1	1:46.601	30.618	41.079	34.904	261.3	27:26.430	15	3	1:53.046	29.177	41.174	42.695	260.6	31:50.913																																							
11	1	1:45.799	30.153	40.656	34.990	260.0	29:12.229	<b>15 RLR MSport</b> Ligier JS P320 - Nissan LMP3																																														
12	1	1:45.567	29.997	40.611	34.959	262.5	30:57.796	1.Michael BENHAM 3.Malthe JAKOBSEN																																														
1.David HAUSER											2.Alex KAPADIA																																											
2.Gary HAUSER											3.Tom CLOET																																											
1	3	2:10.173	51.962	42.455	35.756	172.8	2:10.173	1	1	3:49.718	2:34.566	40.524	34.628	174.2	3:49.718																																							
2	3	1:43.780	29.273	39.856	34.651	263.2	3:53.953	2	1	2:37.212	29.183	1:11.076	56.953	260.6	6:26.930																																							
3	3	2:43.808	29.052	1:17.751	57.005	263.8	6:37.761	3	1	3:30.497	1:13.634	1:19.744	57.119	79.6	9:57.427																																							
4	3	3:31.354	1:14.259	1:19.802	57.293	78.6	10:09.115	4	1	3:29.970	1:13.569	1:19.481	56.920	79.6	13:27.397																																							
5	3	3:32.923	1:14.346	1:20.164	58.413	78.5	13:42.038	5	1	2:03.507	46.907	41.345	35.255	159.9	15:30.904																																							
6	3	1:57.567	38.382	42.321	36.864	226.1	15:39.605	6	1	1:43.642	29.569	39.591	34.482	261.9	17:14.546																																							
7	3	1:47.111	30.234	41.023	35.854	260.6	17:26.716	7	1	1:42.497	29.113	39.290	34.094	263.8	18:57.043																																							
8	3	1:45.771	30.254	40.531	34.986	263.2	19:12.487	8	1	1:42.969	29.395	39.427	34.147	264.5	20:40.012																																							
9	3	1:52.054	29.413	40.716	41.925	265.8	21:04.541	9	1	1:45.600	30.344	40.745	34.511	267.8	22:25.612																																							
10	3	4:00.291	2:42.234	42.340	35.717	174.2	25:04.832	10	1	1:47.312	29.125	39.765	38.422	265.1	24:12.924																																							
11	3	1:46.184	30.013	40.973	35.198	262.5	26:51.016	11	1	1:42.161	29.232	39.203	33.726	263.8	25:55.085																																							
12	3	1:44.895	29.747	40.575	34.573	260.6	28:35.911	12	1	1:43.455	29.011	39.153	35.291	264.5	27:38.540																																							
								13	1	1:51.410	29.579	41.300	40.531	264.5	29:29.950																																							



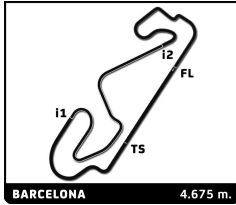


**EUROPEAN LE MANS SERIES**  
4 Hours of Barcelona  
Bronze Driver Collective Test

Sector Analysis

Lap under Red Flag											Invalidated Lap	Personal Best	Session Best	B Crossing the pit lane	
Lap	D	Time	Sector 1	Sector 2	Sector 3	T. Spd	Elapsed	Lap	D	Time	Sector 1	Sector 2	Sector 3	T. Spd	Elapsed
<b>18</b>		<b>1 AIM Villorba Corse</b>		Ligier JS P320 - Nissan				1	1	2:29.361	1:09.747	43.107	36.507	184.9	2:29.361
		1.Alessandro BRESSAN		3.Damiano FIORAVANTI		LMP3		2	1	1:43.840	29.758	39.670	34.412	276.0	4:13.201
		2.Andreas LASKARATOS						3	1	3:00.652	45.051	1:18.539	57.062	278.1	7:13.853
1	2	1:58.140	41.914	41.198	35.028	172.5	1:58.140	4	1	3:30.106 B	1:12.526	1:18.619	58.961	81.2	10:43.959
2	2	<b>1:43.786</b>	29.722	39.844	34.220	257.5	3:41.926	5	1	5:48.889	4:28.697	42.765	37.427	137.8	16:32.848
3	2	2:26.248	29.810	1:01.719	54.719	261.3	6:08.174	6	1	1:48.969	30.703	41.585	36.681	273.2	18:21.817
4	2	3:29.369	1:12.373	1:19.369	57.627	82.1	9:37.543	7	1	1:49.242	30.528	41.981	36.733	276.7	20:11.059
5	2	3:32.425	1:14.365	1:19.493	58.567	79.8	13:09.968	8	1	1:48.593 B	28.711	38.525	41.357	280.3	21:59.652
6	2	2:13.289	56.287	41.618	35.384	77.8	15:23.257	9	1	3:07.073	1:54.867	38.482	33.724	192.9	25:06.725
7	2	1:44.184	30.295	39.881	34.008	258.8	17:07.441	10	1	1:39.585	28.022	38.091	33.472	281.8	26:46.310
8	2	1:44.613	<b>29.404</b>	<b>39.433</b>	35.776	263.8	18:52.054	11	1	<b>1:38.749</b>	<b>27.578</b>	<b>37.948</b>	<b>33.223</b>	281.0	28:25.059
9	2	1:45.376	29.650	40.938	34.788	265.1	20:37.430	12	1	1:58.080 B	30.304	43.543	44.233	277.4	30:23.139
10	2	1:45.961	29.801	41.372	34.788	263.2	22:23.391								
11	2	1:43.831	30.130	39.842	<b>33.859</b>	263.2	24:07.222								
12	2	1:43.998	29.480	39.790	34.728	262.5	25:51.220								
13	2	1:46.025	29.625	40.828	35.572	263.8	27:37.245								
14	2	1:46.862	30.522	41.253	35.087	263.2	29:24.107								
15	2	1:46.604	30.534	41.976	34.094	262.5	31:10.711								
<b>19</b>		<b>COOL Racing</b>		Ligier JS P320 - Nissan											
		1.Nicolas MAULINI		3.Niklas KRUEITEN		LMP3									
		2.Matthew BELL													
1	1	5:59.468 B	4:04.417	1:01.074	53.977	177.0	5:59.468								
2	1	3:59.218 B	1:47.852	1:18.721	52.645	79.8	9:58.686								
3	1	3:58.347	1:52.282	1:18.615	47.450	79.7	13:57.033								
4	1	1:46.119	31.353	40.363	34.403	255.7	15:43.152								
5	1	1:43.753	29.180	39.584	34.989	265.1	17:26.905								
6	1	1:42.204	29.474	39.162	<b>33.568</b>	269.1	19:09.109								
7	1	1:42.363	<b>28.953</b>	39.213	34.197	267.8	20:51.472								
8	1	1:43.139	29.435	39.376	34.328	271.8	22:34.611								
9	1	1:44.249	29.150	40.485	34.614	269.8	24:18.860								
10	1	<b>1:42.108</b>	29.133	<b>39.158</b>	33.817	267.1	26:00.968								
11	1	1:43.717	30.032	39.416	34.269	267.1	27:44.685								
12	1	1:42.710	29.202	39.311	34.197	267.1	29:27.395								
13	1	1:47.576	29.655	41.473	36.448	271.1	31:14.971								
<b>20</b>		<b>Team Virage</b>		Ligier JS P320 - Nissan											
		1.Rob HODES		3.Charles CREWS		LMP3									
		2.Garett GRIST													
1	3	3:30.187	2:15.571	40.755	33.861	177.3	3:30.187								
2	3	2:20.665	<b>28.817</b>	55.000	56.848	263.2	5:50.852								
3	3	3:28.928	1:13.364	1:18.946	56.618	79.7	9:19.780								
4	3	3:29.134	1:13.517	1:19.232	56.385	79.6	12:48.914								
5	3	2:22.331	1:06.128	41.466	34.737	79.5	15:11.245								
6	3	1:43.226	29.504	39.291	34.431	262.5	16:54.471								
7	3	1:44.060	29.313	40.614	34.133	267.8	18:38.531								
8	3	1:44.421	29.171	40.280	34.970	267.1	20:22.952								
9	3	<b>1:41.512</b>	29.202	38.916	<b>33.394</b>	267.8	22:04.464								
10	3	1:48.058	29.873	39.527	38.658	269.1	23:52.522								
11	3	1:41.540	29.144	<b>38.882</b>	33.514	267.8	25:34.062								
12	3	1:48.799	29.160	39.656	39.983	267.1	27:22.861								
13	3	1:47.927 B	29.214	39.461	39.252	267.1	29:10.788								
<b>21</b>		<b>DragonSpeed USA</b>		Oreca 07 - Gibson											
		1.Henrik HEDMAN		3.Ricky TAYLOR		LMP2 P/A									
		2.Ben HANLEY													
<b>25</b>		<b>G-Drive Racing</b>		Aurus 01 - Gibson											
		1.John FALB		3.Pietro FITTIPALDI		LMP2 P/A									
		2.Rui ANDRADE													
1	1	1:52.774	40.535	38.470	33.769	164.8	1:52.774								
2	1	1:39.075	27.798	38.417	32.860	279.6	3:31.849								
3	1	2:11.553	27.698	47.507	56.348	281.0	5:43.402								
4	1	3:27.675	1:12.758	1:18.671	56.246	80.6	9:11.077								
5	1	3:29.251 B	1:13.122	1:19.160	56.969	80.5	12:40.328								
6	1	5:52.151	4:40.000	39.035	33.116	177.9	18:32.479								
7	1	1:37.143	27.300	37.196	32.647	284.0	20:09.622								
8	1	<b>1:36.700</b>	<b>27.121</b>	<b>36.881</b>	32.698	284.0	21:46.322								
9	1	1:37.063	27.432	37.058	<b>32.573</b>	284.0	23:23.385								
10	1	1:39.441	27.629	37.572	34.240	284.8	25:02.826								
11	1	1:38.585	27.912	37.812	32.861	284.8	26:41.411								
12	1	1:39.286	28.471	37.835	32.980	286.3	28:20.697								
13	1	1:45.177	33.397	37.799	33.981	286.3	30:05.874								
<b>29</b>		<b>Ultimate</b>		Oreca 07 - Gibson											
		1.Matthieu LAHAYE		3.François HERIAU		LMP2 P/A									
		2.Jean-Baptiste LAHAYE													
1	3	2:11.951	53.031	42.319	36.601	185.6	2:11.951								
2	3	1:43.617	28.600	39.319	35.698	281.8	3:55.568								
3	3	2:42.939 B	28.687	1:17.124	57.128	280.3	6:38.507								
4	3	10:03.292	8:47.935	39.217	36.140	189.5	16:41.799								
5	3	1:42.546	29.275	39.466	33.805	275.3	18:24.345								
6	3	1:40.153	28.667	38.432	33.054	283.3	20:04.498								
7	3	1:38.212	<b>27.540</b>	37.712	32.960	284.0	21:42.710								
8	3	<b>1:37.728</b>	27.612	37.422	<b>32.694</b>	284.0	23:20.438								
9	3	1:42.080	28.426	38.316	35.338	283.3	25:02.518								
10	3	1:38.332	27.571	37.496	33.265	284.0	26:40.850								
11	3	1:38.617	27.937	<b>37.332</b>	33.348	284.0	28:19.467								
12	3	1:40.402	28.318	39.265	32.819	284.0	29:59.869								
13	3	1:39.665	27.639	39.082	32.944	282.5	31:39.534								
<b>34</b>		<b>Racing Team Turkey</b>		Oreca 07 - Gibson											
		1.Salih YOLUC		3.Harry TINCKNELL		LMP2 P/A									
		2.Charlie EASTWOOD													
1	1	2:02.192	47.685	39.520	34.987	178.8	2:02.192								
2	1	1:37.903	27.413	38.119	32.371	278.1	3:40.095								
3	1	2:23.825	<b>27.368</b>	59.685	56.772	281.0	6:03.920								
4	1	3:32.142	1:14.612	1:19.849	57.681	77.9	9:36.062								
5	1	3:32.362	1:14.164	1:19.918	58.280	78.9	13:08.424								
6	1	2:12.610	56.189	41.225	35.196	79.4	15:21.034								





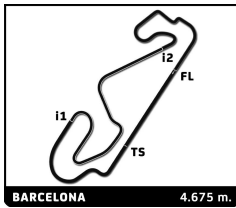
**EUROPEAN LE MANS SERIES**  
4 Hours of Barcelona  
Bronze Driver Collective Test

Sector Analysis

Lap under Red Flag    Invalidated Lap    Personal Best    Session Best    Crossing the pit lane

Lap	D	Time	Sector 1	Sector 2	Sector 3	T. Spd	Elapsed	Lap	D	Time	Sector 1	Sector 2	Sector 3	T. Spd	Elapsed
7	1	1:39.406	28.450	37.926	33.030	276.0	17:00.440	12	1	1:49.432	31.506	41.887	36.039	263.8	28:30.019
8	1	1:38.867	28.039	37.829	32.999	283.3	18:39.307	13	1	1:47.702	30.864	41.132	35.706	263.2	30:17.721
9	1	1:41.467	28.360	39.462	33.645	283.3	20:20.774								
10	1	1:38.299	27.520	38.243	32.536	282.5	21:59.073								
11	1	1:40.043	28.952	38.700	32.391	283.3	23:39.116								
12	1	1:37.292	28.096	36.963	32.233	280.3	25:16.408								
13	1	<b>1:36.376</b>	27.413	<b>36.874</b>	<b>32.089</b>	280.3	26:52.784								
14	1	1:37.481	27.921	37.232	32.328	280.3	28:30.265								
15	1	1:46.612 <b>B</b>	27.571	38.668	40.373	281.0	30:16.877								
<b>37</b>	<b>COOL Racing</b> 1.Alexandre COIGNY    3.Antonin BORGA    Orega 07 - Gibson 2.Nicolas LAPIERRE    LMP2 P/A														
1	1	4:47.680	3:24.425	38.151	45.104	181.2	4:47.680								
2	1	3:29.286	1:13.223	1:19.148	56.915	81.4	8:16.966								
3	1	3:31.097 <b>B</b>	1:13.200	1:19.057	58.840	81.5	11:48.063								
4	1	7:03.401	5:47.069	39.633	36.699	163.8	18:51.464								
5	1	<b>1:39.341</b>	28.836	37.420	<b>33.085</b>	281.8	20:30.805								
6	1	2:06.505	33.224	45.078	48.203	283.3	22:37.310								
7	1	2:22.497	42.603	1:04.885	35.009	189.5	24:59.807								
8	1	1:39.395	28.209	37.677	33.509	278.9	26:39.202								
9	1	1:40.085	<b>27.878</b>	<b>37.350</b>	34.857	279.6	28:19.287								
10	1	2:00.849 <b>B</b>	35.258	41.847	43.744	281.0	30:20.136								
<b>39</b>	<b>Graff</b> 1.Vincent CAPILLAIRE    3.Arnold ROBIN    Orega 07 - Gibson 2.Maxime ROBIN    LMP2 P/A														
1	3	2:03.453	46.216	40.909	36.328	181.2	2:03.453								
2	3	<b>1:39.343</b>	28.231	<b>37.858</b>	33.254	277.4	3:42.796								
3	3	2:31.273	29.366	1:04.739	57.168	281.8	6:14.069								
4	3	3:29.544	1:13.349	1:19.097	57.098	79.6	9:43.613								
5	3	3:36.277	1:15.051	1:21.880	59.346	79.3	13:19.890								
6	3	2:09.095	52.015	41.254	35.826	80.4	15:28.985								
7	3	1:43.454	29.188	39.945	34.321	274.6	17:12.439								
8	3	1:41.753	28.457	38.836	34.460	278.1	18:54.192								
9	3	1:54.852 <b>B</b>	33.053	39.976	41.823	281.8	20:49.044								
10	3	2:29.495	1:18.154	38.061	33.280	192.2	23:18.539								
11	3	1:41.830	28.756	38.720	34.354	280.3	25:00.369								
12	3	1:40.280	<b>28.092</b>	38.190	33.998	281.8	26:40.649								
13	3	1:39.512	28.673	37.910	<b>32.929</b>	281.0	28:20.161								
14	3	1:44.184	30.566	39.843	33.775	285.5	30:04.345								
<b>55</b>	<b>Spirit of Race</b> 1.Duncan CAMERON    3.David PEREL    Ferrari 488 GTE Evo 2.Matthew GRIFFIN    LMGT E														
1	1	2:22.071	1:00.466	43.420	38.185	178.5	2:22.071								
2	1	<b>1:46.606</b>	30.448	<b>40.680</b>	<b>35.478</b>	262.5	4:08.677								
3	1	2:57.691	42.248	1:18.640	56.803	262.5	7:06.368								
4	1	3:27.604	1:12.832	1:18.499	56.273	79.9	10:33.972								
5	1	3:29.097 <b>B</b>	1:13.011	1:18.694	57.392	79.9	14:03.069								
6	1	3:31.079	2:12.801	41.672	36.606	180.0	17:34.148								
7	1	1:49.305	31.484	41.740	36.081	263.8	19:23.453								
8	1	1:47.011	30.404	41.021	35.586	264.5	21:10.464								
9	1	1:46.768	<b>30.330</b>	40.856	35.582	265.1	22:57.232								
10	1	1:54.949	30.448	43.334	41.167	265.1	24:52.181								
11	1	1:48.406	30.789	41.160	36.457	263.2	26:40.587								
<b>60</b>	<b>Iron Lynx</b> 1.Claudio SCHIAVONI    3.Paolo RUBERTI    Ferrari 488 GTE Evo 2.Giorgio SERNAGIOTTO    LMGT E														
1	1	3:06.479	1:43.937	45.929	36.613	176.5	3:06.479								
2	1	2:05.887	<b>30.711</b>	41.941	53.235	261.3	5:12.366								
3	1	3:31.974 <b>B</b>	1:13.136	1:19.156	59.682	79.7	8:44.340								
4	1	8:13.116	6:52.938	42.436	37.742	176.7	16:57.456								
5	1	1:50.995	31.231	42.672	37.092	260.0	18:48.451								
6	1	1:51.000	30.834	42.286	37.880	261.9	20:39.451								
7	1	1:51.779	30.931	42.117	38.731	264.5	22:31.230								
8	1	1:49.934	31.289	41.946	36.699	263.2	24:21.164								
9	1	1:48.799	30.998	<b>41.795</b>	36.006	261.3	26:09.963								
10	1	<b>1:48.741</b>	31.091	41.813	<b>35.837</b>	261.3	27:58.704								
11	1	1:49.337	31.229	41.880	36.228	263.2	29:48.041								
12	1	1:50.316	31.136	42.887	36.293	262.5	31:38.357								
<b>66</b>	<b>JMW Motorsport</b> 1.Jody FANNIN    3.Rodrigo SALES    Ferrari 488 GTE Evo 2.Andrea FONTANA    LMGT E														
1	3	2:06.534	44.649	42.630	39.255	174.2	2:06.534								
2	3	1:49.044	31.260	41.610	36.174	260.0	3:55.578								
3	3	2:46.198	31.424	1:17.610	57.164	261.9	6:41.776								
4	3	3:28.702	1:12.873	1:18.348	57.481	80.1	10:10.478								
5	3	3:36.008 <b>B</b>	1:13.872	1:21.368	1:00.768	80.0	13:46.486								
6	3	2:51.189	1:28.241	44.125	38.823	167.7	16:37.675								
7	3	1:48.464	31.588	41.208	35.668	263.2	18:26.139								
8	3	1:45.914	30.568	40.347	34.999	264.5	20:12.053								
9	3	<b>1:45.417</b>	<b>30.182</b>	40.562	<b>34.673</b>	265.1	21:57.470								
10	3	1:46.502	30.438	41.137	34.927	263.2	23:43.972								
11	3	1:45.968	30.412	40.557	34.999	263.8	25:29.940								
12	3	1:47.033	30.400	41.679	34.954	263.2	27:16.973								
13	3	1:45.436	30.317	<b>40.329</b>	34.790	262.5	29:02.409								
14	3	1:45.569	30.437	40.407	34.725	263.2	30:47.978								
<b>77</b>	<b>Proton Competition</b> 1.Christian RIED    3.Gianmaria BRUNI    Porsche 911 RSR - 19 2.Jaxon EVANS    LMGT E														
1	1	3:36.457	2:13.752	46.216	36.489	175.0	3:36.457								
2	1	2:30.542	30.574	1:04.008	55.960	259.4	6:06.999								
3	1	3:29.901	1:12.936	1:19.080	57.885	79.8	9:36.900								
4	1	3:32.711 <b>B</b>	1:14.388	1:19.525	58.798	79.6	13:09.611								
5	1	3:44.480	2:24.881	43.246	36.353	170.0	16:54.091								
6	1	1:47.713	30.968	41.185	35.560	258.8	18:41.804								
7	1	<b>1:46.072</b>	30.323	40.928	<b>34.821</b>	261.3	20:27.876								
8	1	1:47.238	<b>30.109</b>	<b>40.798</b>	36.331	260.6	22:15.114								
9	1	1:47.979	30.491	41.344	36.144	261.3	24:03.093								
10	1	1:46.675	30.506	40.888	35.281	260.0	25:49.768								
11	1	1:50.184	30.449	41.847	37.888	260.0	27:39.952								
12	1	1:47.042	30.800	40.862	35.380	258.1	29:26.994								
13	1	1:49.837	30.848	41.335	37.654	260.6	31:16.831								
<b>80</b>	<b>Iron Lynx</b> 1.Matteo CRESSONI    3.Miguel MOLINA    Ferrari 488 GTE Evo 2.Rino MASTRONARDI    LMGT E														





**EUROPEAN LE MANS SERIES**  
4 Hours of Barcelona  
Bronze Driver Collective Test

Sector Analysis

														Lap under Red Flag	Invalidated Lap	Personal Best	Session Best	B Crossing the pit lane
Lap	D	Time	Sector 1	Sector 2	Sector 3	T. Spd	Elapsed	Lap	D	Time	Sector 1	Sector 2	Sector 3	T. Spd	Elapsed			
1	2	2:46.560	1:19.772	48.654	38.134	150.8	2:46.560	9	1	<b>1:53.091</b>	32.031	43.416	37.644	259.4	26:18.408			
2	2	2:00.583	31.887	42.307	46.389	260.6	4:47.143	10	1	1:53.608	32.099	44.125	37.384	260.0	28:12.016			
3	2	3:28.350	1:13.058	1:18.759	56.533	79.7	8:15.493	11	1	1:54.978	31.954	43.800	39.224	258.1	30:06.994			
4	2	3:29.405	1:13.142	1:19.222	57.041	79.7	11:44.898											
5	2	3:00.515	1:13.604	1:04.341	42.570	79.7	14:45.413											
6	2	1:59.674	34.173	44.915	40.586	241.9	16:45.087											
7	2	2:17.097	32.894	51.873	52.330	260.0	19:02.184											
8	2	1:53.680	31.648	42.240	39.792	258.1	20:55.864											
9	2	<b>1:46.219</b>	30.708	40.775	<b>34.736</b>	262.5	22:42.083											
10	2	1:49.397	30.686	40.910	37.801	264.5	24:31.480											
11	2	1:59.188	30.402	50.374	38.412	263.8	26:30.668											
12	2	1:46.438	30.473	<b>40.495</b>	35.470	262.5	28:17.106											
13	2	1:47.143	<b>30.249</b>	40.723	36.171	263.2	30:04.249											
<b>83 Iron Lynx</b> Ferrari 488 GTE Evo																		
1. Rahel FREY 3. Manuela GOSTNER LMGTE																		
2. Michelle GATTING																		
1	3	2:31.196	1:05.171	46.414	39.611	169.2	2:31.196											
2	3	1:51.444	32.703	42.329	36.412	258.1	4:22.640											
3	3	3:22.319	1:06.107	1:19.884	56.328	79.9	7:44.959											
4	3	3:30.064	1:13.369	1:19.730	56.965	80.0	11:15.023											
5	3	3:18.615	1:13.185	1:19.672	45.758	79.9	14:33.638											
6	3	2:08.091	38.828	48.039	41.224	186.9	16:41.729											
7	3	2:06.759	36.524	50.375	39.860	239.2	18:48.488											
8	3	2:02.915 <b>B</b>	32.706	44.808	45.401	258.8	20:51.403											
9	3	2:47.836	1:29.427	42.084	36.325	158.3	23:39.239											
10	3	1:49.272	31.638	41.713	35.921	261.9	25:28.511											
11	3	1:51.351	31.625	41.684	38.042	260.6	27:19.862											
12	3	1:49.412	31.262	42.529	35.621	261.9	29:09.274											
13	3	<b>1:47.438</b>	<b>31.076</b>	<b>40.972</b>	<b>35.390</b>	262.5	30:56.712											
<b>93 Proton Competition</b> Porsche 911 RSR - 19																		
1. Michael FASSBENDER 3. Richard LIETZ LMGTE																		
2. Felipe LASER																		
1	1	3:17.477 <b>B</b>	1:42.266	47.893	47.318	177.0	3:17.477											
2	1	13:26.301	...	42.007	37.244	171.9	16:43.778											
3	1	1:51.760	33.853	42.001	35.906	260.6	18:35.538											
4	1	1:48.953	30.819	41.621	36.513	260.6	20:24.491											
5	1	1:47.655	30.881	41.498	<b>35.276</b>	260.0	22:12.146											
6	1	1:48.594	30.663	41.810	36.121	260.0	24:00.740											
7	1	<b>1:47.483</b>	<b>30.594</b>	<b>41.352</b>	35.537	258.1	25:48.223											
8	1	1:47.546	30.747	41.381	35.418	259.4	27:35.769											
9	1	1:47.847	30.767	41.571	35.509	258.8	29:23.616											
10	1	1:57.146 <b>B</b>	30.842	43.811	42.493	258.8	31:20.762											
<b>95 TF Sport</b> Aston Martin Vantage AMR																		
1. John HARTSHORNE 3. Oliver HANCOCK LMGTE																		
2. Ross GUNN																		
1	1	3:12.132	1:52.178	43.086	<b>36.868</b>	174.2	3:12.132											
2	1	2:13.592	<b>31.859</b>	<b>42.791</b>	58.942	260.6	5:25.724											
3	1	3:29.619	1:13.382	1:19.459	56.778	79.5	8:55.343											
4	1	3:33.356 <b>B</b>	1:13.655	1:19.802	59.899	79.3	12:28.699											
5	1	6:09.796	4:45.717	45.251	38.828	154.9	18:38.495											
6	1	1:56.052	32.634	44.785	38.633	258.8	20:34.547											
7	1	1:56.546	32.246	44.542	39.758	260.0	22:31.093											
8	1	1:54.224	32.334	43.673	38.217	260.0	24:25.317											

