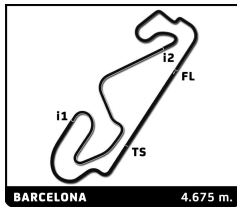


EUROPEAN LE MANS SERIES
4 Hours of Barcelona
Free Practice 2

Sector Analysis

Lap under Red Flag											Invalidated Lap	Personal Best	Session Best	B Crossing the pit lane		
Lap	D	Time	Sector 1	Sector 2	Sector 3	T. Spd	Elapsed	Lap	D	Time	Sector 1	Sector 2	Sector 3	T. Spd	Elapsed	
2	United Autosports		Ligier JS P320 - Nissan		LMP3											
	1.Wayne BOYD		3.Edouard CAUHAUPE													
	2.Robert WHELDON															
	1	3	50:13.480	...	40.933	34.741	177.0	50:13.480	11	2	4:06.149	2:15.279	54.100	56.770	177.0	58:27.028
	2	3	1:47.311	29.958	40.467	36.886	260.6	52:00.791	12	2	3:29.498	1:13.590	1:19.267	56.641	79.3	1:01:56.526
	3	3	1:44.649	30.358	40.221	34.070	260.6	53:45.440	13	2	1:55.209	38.201	41.196	35.812	224.2	1:03:51.735
	4	3	1:42.967	29.567	39.438	33.962	262.5	55:28.407	14	2	1:48.226	31.812	41.148	35.266	260.6	1:05:39.961
	5	3	1:42.506	29.448	39.010	34.048	261.9	57:10.913	15	2	1:47.211	30.040	40.937	36.234	261.9	1:07:27.172
	6	3	3:16.106 B	1:01.469	1:18.765	55.872	80.1	1:00:27.019	16	2	1:46.234	29.954	41.146	35.134	263.8	1:09:13.406
3	United Autosports		Ligier JS P320 - Nissan		LMP3											
	1.James MCGUIRE		3.Andrew BENTLEY													
	2.Duncan TAPPY															
	1	3	4:01.889 B	2:29.367	45.265	47.257	140.5	4:01.889	17	2	2:15.472 B	29.656	40.258	1:05.558	262.5	1:11:28.878
	2	3	3:46.080 B	2:15.736	42.303	48.041	157.6	7:47.969	18	2	2:55.386	1:38.050	41.206	36.130	177.6	1:14:24.264
	3	3	5:23.048	4:00.950	42.676	39.422	163.8	13:11.017	19	2	1:45.560	29.907	40.753	34.900	262.5	1:16:09.824
	4	3	1:53.567	32.051	43.256	38.260	254.5	15:04.584	20	2	1:45.279	29.550	39.860	35.869	262.5	1:17:55.103
	5	3	1:48.367	30.808	40.589	36.970	256.9	16:52.951	21	2	1:44.680	29.743	39.958	34.979	261.9	1:19:39.783
	6	3	1:47.401	29.991	40.679	36.731	258.8	18:40.352	22	2	1:56.212	29.686	39.975	46.551	263.8	1:21:35.995
5	MV2S Racing		Ligier JS P320 - Nissan		LMP3											
	1.Christophe CRESP		3.Adrien CHILA													
	2.Fabien LAVERGNE															
	1	2	:07:05.229	...	43.099	36.975	170.9	1:07:05.229	23	2	2:50.779	1:13.555	1:01.274	35.950	79.4	1:24:26.774
	2	2	1:46.382	29.581	40.230	36.571	258.8	1:08:51.611	24	2	1:45.519	30.264	40.178	35.077	261.3	1:26:12.293
	3	2	1:42.207	29.497	38.915	33.795	257.5	1:10:33.818	25	2	1:47.920	30.090	41.719	36.111	261.9	1:28:00.213
	4	2	1:51.612 B	30.208	40.806	40.598	260.0	1:12:25.430	26	2	1:44.819	29.719	40.133	34.967	263.2	1:29:45.032
	6	Nielsen Racing		Ligier JS P320 - Nissan		LMP3										
		1.Nicholas ADCKOCK		3.Max KOEBOLT												
2.Austin MCCUSKER																
1		3	18:32.166	...	41.296	37.304	166.9	18:32.166	27	2	1:51.961 B	29.701	41.494	40.766	263.2	1:31:36.993
2		3	1:45.300	30.378	39.510	35.412	255.7	20:17.466	1	3	18:32.166	...	41.296	37.304	166.9	18:32.166
3		3	1:44.867	29.662	39.599	35.606	256.3	22:02.333	2	3	1:45.300	30.378	39.510	35.412	255.7	20:17.466
4		3	1:43.745	29.530	39.301	34.914	261.9	23:46.078	3	3	1:44.867	29.662	39.599	35.606	256.3	22:02.333
5		3	1:42.947	29.499	38.914	34.534	256.9	25:29.025	4	3	1:43.745	29.530	39.301	34.914	261.9	23:46.078
6		3	1:43.849	29.262	38.991	35.596	256.9	27:12.874	5	3	1:42.947	29.499	38.914	34.534	256.9	25:29.025
4	DKR Engineering		Duqueine M30 - D08 - Nissan		LMP3											
	1.Laurents HERR		3.Max KOEBOLT													
	2.Alain BERG															
	1	1	5:09.882 B	3:38.306	42.828	48.748	142.0	5:09.882	6	3	1:43.849	30.026	38.872	34.490	252.1	28:56.262
	2	1	30:50.830	...	40.067	36.179	169.0	36:00.712	7	3	1:43.888	30.206	38.872	34.490	252.1	28:56.262
	3	1	3:05.556	49.936	1:18.986	56.634	261.9	39:06.268	8	3	1:42.256	29.403	38.760	34.093	258.1	30:38.518
	4	1	2:21.914	1:03.969	41.881	36.064	79.1	41:28.182	9	3	1:47.326 B	29.301	38.865	39.160	258.8	32:25.844
	5	1	1:42.498	29.378	39.068	34.052	261.3	43:10.680	10	2	3:47.872 B	2:23.678	41.151	43.043	155.8	36:13.716
	6	1	1:59.316 B	29.099	40.400	49.817	261.9	45:09.996	11	2	6:43.552	5:26.723	40.641	36.188	164.1	42:57.268
1	DKR Engineering		Duqueine M30 - D08 - Nissan		LMP3											
	1.Laurents HERR		3.Max KOEBOLT													
	2.Alain BERG															
	1	1	4:00.949	2:47.389	39.692	33.868	178.2	49:10.945	12	2	1:55.550	30.316	40.403	44.831	257.5	44:52.818
	2	1	1:42.034	28.975	39.116	33.943	263.2	50:52.979	13	2	2:55.113	1:13.562	1:06.140	35.411	79.2	47:47.931
	3	1	1:41.041	28.835	38.663	33.543	263.8	52:34.020	14	2	1:43.616	29.741	39.466	34.409	256.3	49:31.547
	4	1	1:46.859 B	28.933	39.508	38.418	263.8	54:20.879	15	2	1:42.775	29.523	39.246	34.006	258.1	51:14.322
	5	1	1:42.034	28.975	39.116	33.943	263.2	50:52.979	16	2	1:45.793	30.298	39.452	36.043	259.4	53:00.115
	6	1	1:42.034	28.975	39.116	33.943	263.2	50:52.979	17	2	1:42.979	29.700	39.130	34.149	258.8	54:43.094



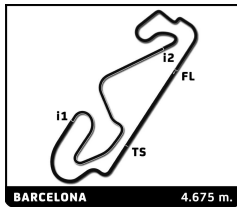


EUROPEAN LE MANS SERIES
4 Hours of Barcelona
Free Practice 2

Sector Analysis

Lap under Red Flag								Invalidated Lap		Personal Best		Session Best		B Crossing the pit lane	
Lap	D	Time	Sector 1	Sector 2	Sector 3	T. Spd	Elapsed	Lap	D	Time	Sector 1	Sector 2	Sector 3	T. Spd	Elapsed
12		Racing Experience		3. Tom CLOET		Duqueine M30 - D08 - Nissan								LMP3	
		1. David HAUSER													
		2. Gary HAUSER													
1	2	17:04.754	...	42.400	37.846	166.4	17:04.754								
2	2	1:46.581	29.878	40.308	36.395	258.1	18:51.335								
3	2	1:44.811	29.399	39.647	35.765	260.0	20:36.146								
4	2	1:54.885	29.320	47.705	37.860	263.2	22:31.031								
5	2	1:44.459	29.813	39.251	35.395	261.3	24:15.490								
6	2	1:45.232	29.311	41.090	34.831	263.8	26:00.722								
7	2	1:43.380	29.095	39.267	35.018	261.9	27:44.102								
8	2	1:48.465 B	30.345	39.307	38.813	261.3	29:32.567								
9	1	11:03.886	8:58.169	1:19.498	46.219	78.5	40:36.453								
10	1	1:47.776	30.870	40.428	36.478	255.1	42:24.229								
11	1	1:48.049	29.793	42.322	35.934	261.3	44:12.278								
12	1	2:54.867	43.957	1:19.371	51.539	253.3	47:07.145								
13	1	1:46.185	31.232	40.281	34.672	252.7	48:53.330								
14	1	1:43.579	29.248	39.485	34.846	263.2	50:36.909								
15	1	1:45.856	29.936	39.485	36.435	263.8	52:22.765								
16	1	1:43.719	29.353	40.092	34.274	261.9	54:06.484								
17	1	1:49.842 B	29.345	39.138	41.359	263.2	55:56.326								
18	3	5:46.236	3:28.813	1:19.527	57.896	78.4	1:01:42.562								
19	3	2:08.061	48.190	43.637	36.234	162.6	1:03:50.623								
20	3	1:46.993	30.101	41.665	35.227	258.8	1:05:37.616								
21	3	1:47.528	30.250	41.022	36.256	258.8	1:07:25.144								
22	3	1:46.737	30.249	40.659	35.829	259.4	1:09:11.881								
23	3	1:47.515	30.095	40.763	36.657	261.3	1:10:59.396								
24	3	1:46.727	30.252	41.230	35.245	261.9	1:12:46.123								
25	3	1:45.693	29.949	40.661	35.083	260.6	1:14:31.816								
26	3	1:52.772 B	29.901	40.797	42.074	261.3	1:16:24.588								
27	2	3:35.825 B	2:15.145	41.037	39.643	178.5	1:20:00.413								
28	1	4:26.703 B	2:41.765	1:04.437	40.501	78.8	1:24:27.116								
14		Inter Europol Competition		3. Mattia PASINI		Ligier JS P320 - Nissan								LMP3	
		1. Julius ADOMAVICIUS													
		2. Alessandro BRACALENTE													
1	3	15:24.573	...	43.155	38.898	168.2	15:24.573								
2	3	1:50.940	31.399	42.099	37.442	250.9	17:15.513								
3	3	1:47.783	30.784	40.701	36.298	253.3	19:03.296								
4	3	1:45.036	29.974	39.894	35.168	255.7	20:48.332								
5	3	1:45.736	29.698	39.511	36.527	255.7	22:34.068								
6	3	1:50.749 B	30.037	41.087	39.625	256.9	24:24.817								
7	1	3:34.235	2:17.941	40.862	35.432	177.0	27:59.052								
8	1	1:45.266	30.161	39.704	35.401	255.7	29:44.318								
9	1	1:44.666	29.821	39.879	34.966	255.1	31:28.984								
10	1	1:43.387	29.706	39.442	34.239	255.7	33:12.371								
11	1	1:45.783	29.963	40.771	35.049	256.3	34:58.154								
12	1	2:01.590 B	30.399	40.165	51.026	255.7	36:59.744								
13	2	4:30.170	3:05.657	46.076	38.437	79.4	41:29.914								
14	2	1:46.435	30.552	40.157	35.726	254.5	43:16.349								
15	2	2:09.542 B	30.371	41.319	57.852	253.9	45:25.891								
16	3	3:30.626	2:14.530	40.920	35.176	176.2	48:56.517								
17	3	1:45.368	30.398	40.253	34.717	258.1	50:41.885								
18	3	1:44.742	30.195	40.036	34.511	256.3	52:26.627								
19	3	1:45.595	30.598	40.214	34.783	256.9	54:12.222								
20	3	1:48.695 B	30.504	39.931	38.260	258.1	56:00.917								
21	1	4:42.930	2:26.668	1:19.467	56.795	79.4	1:00:43.847								
22	1	2:33.177	1:13.742	43.923	35.512	79.3	1:03:17.024								
23	1	1:45.957	30.544	40.484	34.929	252.7	1:05:02.981								
24	1	1:45.052	30.216	39.987	34.849	254.5	1:06:48.033								
25	1	1:45.429	30.044	39.949	35.436	254.5	1:08:33.462								
26	1	1:48.495 B	30.185	39.956	38.354	254.5	1:10:21.957								
27	2	3:40.846	2:23.436	41.705	35.705	156.5	1:14:02.803								
28	2	1:45.760	30.655	40.240	34.865	256.9	1:15:48.563								
29	2	1:45.245	30.244	40.064	34.937	254.5	1:17:33.808								
30	2	1:46.652	30.740	40.563	35.349	253.9	1:19:20.460								
31	2	1:46.338	30.247	40.931	35.160	257.5	1:21:06.798								
32	2	2:57.288 B	51.957	1:19.452	45.879	255.1	1:24:04.086								
33	3	3:03.975	1:48.188	40.897	34.890	179.7	1:27:08.061								
34	3	1:46.967	30.475	40.921	35.571	256.3	1:28:55.028								
35	3	1:45.885	30.807	40.346	34.732	254.5	1:30:40.913								
17		IDEC Sport		3. Ryan DALZIEL		Oreca 07 - Gibson								LMP2 P/A	
		1. Dwight MERRIMAN													
		2. Kyle TILLEY													
1	2	3:08.999	1:50.792	38.966	39.241	185.9	3:08.999								
2	2	1:43.843	28.830	38.044	36.969	273.9	4:52.842								
3	2	1:41.686	28.109	37.641	35.936	277.4	6:34.528								
4	2	1:40.379	27.751	37.220	35.408	278.9	8:14.907								
5	2	1:40.355	27.665	37.530	35.160	280.3	9:55.262								
6	2	1:47.864 B	27.764	37.430	42.670	280.3	11:43.126								
7	2	3:09.620	1:55.553	38.820	35.247	188.8	14:52.746								
8	2	1:40.271	27.831	37.662	34.778	278.9	16:33.017								





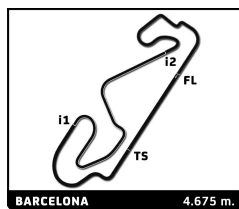
EUROPEAN LE MANS SERIES
4 Hours of Barcelona
Free Practice 2

Sector Analysis

Lap under Red Flag Invalidated Lap Personal Best Session Best Crossing the pit lane

Lap	D	Time	Sector 1	Sector 2	Sector 3	T. Spd	Elapsed	Lap	D	Time	Sector 1	Sector 2	Sector 3	T. Spd	Elapsed
9	2	1:40.949	27.596	37.499	35.854	279.6	18:13.966	17	3	1:45.050	29.194	40.242	35.614	260.0	52:24.610
10	2	1:39.936	28.005	37.519	34.412	281.0	19:53.902	18	3	1:42.541	29.388	39.095	34.058	263.8	54:07.151
11	2	1:39.669	27.848	37.839	33.982	281.0	21:33.571	19	3	1:47.877 B	29.918	39.573	38.386	261.3	55:55.028
12	2	1:44.584 B	28.178	37.587	38.819	281.0	23:18.155	20	1	8:06.984	6:49.928	42.457	34.599	177.6	1:04:02.012
13	2	4:49.296	3:37.987	37.845	33.464	189.8	28:07.451	21	1	1:43.377	29.440	39.410	34.527	260.6	1:05:45.389
14	2	1:38.465	27.875	37.305	33.285	279.6	29:45.916	22	1	1:44.883	29.164	40.523	35.196	263.2	1:07:30.272
15	2	1:38.940	28.140	37.280	33.520	279.6	31:24.856	23	1	1:45.377	29.066	39.337	36.974	263.2	1:09:15.649
16	2	1:42.531	27.855	40.838	33.838	280.3	33:07.387	24	1	1:52.681 B	29.223	39.117	44.341	260.6	1:11:08.330
17	2	1:39.908	27.791	37.671	34.446	281.8	34:47.295	25	1	3:40.215	2:24.236	41.030	34.949	179.7	1:14:48.545
18	2	1:53.960 B	27.912	37.514	48.534	281.0	36:41.255	26	1	1:44.829	29.763	40.255	34.811	257.5	1:16:33.374
19	3	5:48.011	4:31.702	40.856	35.453	188.2	42:29.266	27	1	1:46.137	31.473	39.949	34.715	258.8	1:18:19.511
20	3	1:41.749	28.216	39.648	33.885	278.1	44:11.015	28	1	1:51.923 B	30.035	39.755	42.133	259.4	1:20:11.434
21	3	2:53.373	40.095	1:18.843	54.435	280.3	47:04.388	29	2	3:47.285	1:45.174	1:19.403	42.708	177.6	1:23:58.719
22	3	1:43.511	30.818	38.296	34.397	263.2	48:47.899	30	2	1:46.113	30.595	40.585	34.933	255.7	1:25:44.832
23	3	1:37.757	27.597	37.175	32.985	280.3	50:25.656	31	2	1:44.025	29.969	39.606	34.450	258.1	1:27:28.857
24	3	1:36.921	27.532	36.889	32.500	281.0	52:02.577	32	2	1:44.179	29.911	39.617	34.651	258.1	1:29:13.036
25	3	1:38.903	28.092	37.376	33.435	281.8	53:41.480	33	2	1:48.614	30.232	41.882	36.500	260.0	1:31:01.650
26	3	1:42.111 B	27.382	37.127	37.602	282.5	55:23.591	19 COOL Racing Ligier JS P320 - Nissan LMP3 1. Nicolas MAULINI 3. Niklas KRUETTEN 2. Matthew BELL							
27	1	4:00.329 B	1:46.872	1:16.222	57.235	133.4	59:23.920	1	1	18:38.882	...	43.421	38.816	171.1	18:38.882
28	1	6:14.142	4:59.195	40.492	34.455	187.9	1:05:38.062	2	1	1:49.362	30.740	41.143	37.479	260.6	20:28.244
29	1	1:43.208	29.220	39.349	34.639	278.1	1:07:21.270	3	1	1:50.075	32.333	41.101	36.641	260.0	22:18.319
30	1	1:44.088	29.402	40.390	34.296	278.9	1:09:05.358	4	1	1:46.195	30.157	40.140	35.898	261.3	24:04.514
31	1	1:42.554	28.572	39.235	34.747	277.4	1:10:47.912	5	1	1:45.552	30.038	40.134	35.380	261.3	25:50.066
32	1	1:44.215	28.805	39.569	35.841	279.6	1:12:32.127	6	1	1:44.278	29.791	39.588	34.899	261.3	27:34.344
33	1	1:43.622	29.033	40.100	34.489	276.7	1:14:15.749	7	1	1:44.651	29.656	39.897	35.098	262.5	29:18.995
34	1	1:42.927	29.574	39.380	33.973	280.3	1:15:58.676	8	1	1:51.624 B	29.707	40.384	41.533	262.5	31:10.619
35	1	1:55.784	29.198	39.337	47.249	279.6	1:17:54.460	9	1	3:38.861 B	2:16.436	41.418	41.007	178.5	34:49.480
36	1	1:42.368	28.788	39.323	34.257	278.9	1:19:36.828	10	3	7:20.931	6:04.207	41.818	34.906	177.0	42:10.411
37	1	1:51.728 B	29.192	39.220	43.316	281.0	1:21:28.556	11	3	1:46.189	30.947	39.902	35.340	261.3	43:56.600
38	1	3:17.203	1:57.096	44.888	35.219	80.6	1:24:45.759	12	3	2:41.766 B	30.295	1:14.973	56.498	259.4	46:38.366
39	1	1:42.586	28.698	39.276	34.612	278.1	1:26:28.345	13	3	3:31.128	2:14.832	40.140	36.156	179.1	50:09.494
40	1	1:42.386	28.853	39.493	34.040	277.4	1:28:10.731	14	3	1:48.113	30.358	40.520	37.235	262.5	51:57.607
41	1	1:42.150	28.459	39.296	34.395	278.9	1:29:52.881	15	3	1:43.641	30.148	39.406	34.087	261.3	53:41.248
42	1	1:41.788	28.527	38.805	34.456	280.3	1:31:34.669	16	3	1:43.182	29.848	39.340	33.994	263.2	55:24.430
18 1 AIM Villorba Corse Ligier JS P320 - Nissan LMP3 1. Alessandro BRESSAN 3. Damiano FIORAVANTI 2. Andreas LASKARATOS							17 3 1:42.722 29.483 39.311 33.928 263.8 57:07.152								
1	3	2:21.485 B	46.411	47.090	47.984	147.3	2:21.485	18	3	3:06.958 B	51.831	1:18.866	56.261	263.2	1:00:14.110
2	3	2:56.776	1:32.849	44.534	39.393	176.2	5:18.261	19	3	8:38.234	7:18.714	41.856	37.664	178.2	1:08:52.344
3	3	1:54.121	31.742	44.199	38.180	250.9	7:12.382	20	3	1:45.982	31.055	39.960	34.967	259.4	1:10:38.326
4	3	1:50.095	31.041	42.151	36.903	254.5	9:02.477	21	3	1:43.875	29.952	39.644	34.279	261.3	1:12:22.201
5	3	1:48.411	30.029	40.061	38.321	258.8	10:50.888	22	3	1:45.531	29.847	39.950	35.734	261.3	1:14:07.732
6	3	1:53.992 B	30.903	41.071	42.018	257.5	12:44.880	23	3	1:45.109	29.832	39.978	35.299	261.9	1:15:52.841
7	3	16:16.415	...	40.525	35.582	177.0	29:01.295	24	3	1:46.997	29.803	41.197	35.997	262.5	1:17:39.838
8	3	1:44.931	29.937	39.586	35.408	256.9	30:46.226	25	3	1:48.915 B	29.909	40.001	39.005	261.9	1:19:28.753
9	3	1:43.056	29.320	39.398	34.338	258.1	32:29.282	26	2	4:36.557	2:33.576	1:18.202	44.779	176.7	1:24:05.310
10	3	1:42.306	29.273	38.978	34.055	259.4	34:11.588	27	2	1:46.858	30.625	41.302	34.931	258.8	1:25:52.168
11	3	1:46.382 B	29.250	38.901	38.231	258.1	35:57.970	28	2	1:45.069	30.256	40.274	34.539	260.6	1:27:37.237
12	3	6:32.856	5:15.712	41.817	35.327	181.2	42:30.826	29	2	1:44.708	30.010	40.266	34.432	261.9	1:29:21.945
13	3	1:44.332	29.543	40.205	34.584	257.5	44:15.158	30	2	1:45.504	30.135	40.150	35.219	261.3	1:31:07.449
14	3	2:52.482	45.526	1:16.231	50.725	258.1	47:07.640	20 Team Virage Ligier JS P320 - Nissan LMP3 1. Rob HODES 3. Charles CREWS 2. Garrett GRIST							
15	3	1:47.694	31.501	40.696	35.497	253.9	48:55.334	1	1	1:45.504	30.135	40.150	35.219	261.3	1:31:07.449
16	3	1:44.226	29.228	39.436	35.562	259.4	50:39.560								





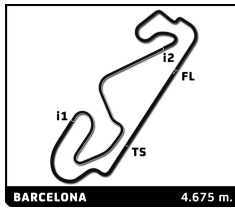
EUROPEAN LE MANS SERIES
4 Hours of Barcelona
Free Practice 2

Sector Analysis

Lap under Red Flag Invalidated Lap Personal Best Session Best Crossing the pit lane

Lap	D	Time	Sector 1	Sector 2	Sector 3	T. Spd	Elapsed	Lap	D	Time	Sector 1	Sector 2	Sector 3	T. Spd	Elapsed
24 Algarve Pro Racing 1. Diego MENCHACA 2. Ferdinand HABSBURG 3. Richard BRADLEY Oreca 07 - Gibson LMP2								10 3 1:37.192 27.233 36.812 33.147 278.9 23:09.001							
1	3	5:21.670					5:21.670	11	3	1:34.106	26.535	35.565	32.006	279.6	24:43.107
2	3	1:43.164	29.016	38.499	35.649	272.5	7:04.834	12	3	1:34.726	26.416	36.024	32.286	281.0	26:17.833
3	3	1:42.512	28.327	38.618	35.567	273.9	8:47.346	13	3	1:36.569	26.554	36.149	33.866	280.3	27:54.402
4	3	1:42.635	28.417	38.207	36.011	276.0	10:29.981	14	3	1:42.592	28.258	36.779	37.555	281.0	29:36.994
5	3	1:47.633	28.235	37.821	41.577	274.6	12:17.614	15	2	3:44.840	2:32.800	38.212	33.828	170.9	33:21.834
6	2	6:42.503	5:26.896	38.942	36.665	187.9	19:00.117	16	2	1:38.136	27.477	37.184	33.475	278.9	34:59.970
7	2	1:39.824	28.254	37.839	33.731	273.9	20:39.941	17	2	1:58.462	28.547	38.389	51.526	279.6	36:58.432
8	2	1:42.352	27.982	38.061	36.309	276.0	22:22.293	18	2	3:17.455	1:12.615	1:18.404	46.436	80.6	40:15.887
9	2	1:42.564	28.176	38.411	35.977	274.6	24:04.857	19	2	1:40.804	28.593	39.216	32.995	274.6	41:56.691
10	2	1:38.677	27.977	37.282	33.418	275.3	25:43.534	20	2	1:39.034	29.337	37.397	32.900	278.9	43:35.725
11	2	1:45.420	28.105	38.139	39.176	276.0	27:28.954	21	2	2:12.596	27.255	50.408	54.933	279.6	45:48.321
12	2	2:58.179	1:45.481	38.510	34.188	189.8	30:27.133	22	1	3:55.929	2:44.744	37.750	33.435	186.6	49:44.250
13	2	1:34.036	26.500	36.129	31.407	279.6	32:01.169	23	1	1:37.708	28.129	36.934	32.645	277.4	51:21.958
14	2	1:34.549	26.612	35.741	32.196	277.4	33:35.718	24	1	1:38.238	27.560	37.563	33.115	280.3	53:00.196
15	2	1:37.122	26.737	35.737	34.648	276.7	35:12.840	25	1	1:38.189	27.642	37.096	33.451	276.7	54:38.385
16	2	2:21.135	30.159	53.787	57.189	246.9	37:33.975	26	1	1:40.648	27.530	38.310	34.808	279.6	56:19.033
17	1	9:48.767	7:44.275	1:19.022	45.470	105.6	47:22.742	27	1	2:14.581	27.696	50.849	56.036	278.1	58:33.614
18	1	1:42.559	29.923	39.034	33.602	271.8	49:05.301	28	1	5:25.989	4:11.953	40.991	33.045	190.9	1:03:59.603
19	1	1:38.718	28.035	37.475	33.208	275.3	50:44.019	29	1	1:42.933	27.965	39.080	35.888	278.1	1:05:42.536
20	1	1:40.691	27.777	37.726	35.188	276.7	52:24.710	30	1	1:39.629	28.210	38.308	33.111	278.1	1:07:22.165
21	1	1:37.743	27.652	37.680	32.411	276.0	54:02.453	31	1	1:45.512	28.963	38.655	37.894	280.3	1:09:07.677
22	1	1:39.352	27.733	38.210	33.409	276.7	55:41.805	32	3	2:53.645	1:43.714	37.069	32.862	192.2	1:12:01.322
23	1	1:58.421	27.641	38.762	52.018	277.4	57:40.226	33	3	1:37.721	28.806	36.623	32.292	281.8	1:13:39.043
24	1	6:24.800	5:11.383	39.434	33.983	187.9	1:04:05.026	34	3	1:37.214	27.347	37.312	32.555	278.9	1:15:16.257
25	1	1:39.415	27.645	38.192	33.578	275.3	1:05:44.441	35	3	1:36.957	27.202	36.849	32.906	281.0	1:16:53.214
26	1	1:42.792	28.662	39.549	34.581	275.3	1:07:27.233	36	3	1:37.354	27.148	36.607	33.599	280.3	1:18:30.568
27	1	1:39.033	27.966	37.363	33.704	276.0	1:09:06.266	37	3	1:42.402	27.114	37.331	37.957	281.0	1:20:12.970
28	1	1:40.097	28.389	38.714	32.994	277.4	1:10:46.363	38	2	5:16.423	4:05.373	38.206	32.844	193.9	1:25:29.393
29	1	1:38.384	27.522	37.763	33.099	276.0	1:12:24.747	39	2	1:38.690	27.685	38.001	33.004	280.3	1:27:08.083
30	1	1:49.968	27.877	39.204	42.887	276.0	1:14:14.715	40	2	1:37.273	27.587	37.132	32.554	278.1	1:28:45.356
31	3	3:26.483	2:13.730	38.839	33.914	190.5	1:17:41.198	41	2	1:37.675	27.226	37.540	32.909	280.3	1:30:23.031
32	3	1:39.154	28.269	37.557	33.328	277.4	1:19:20.352	26 G-Drive Racing 1. Roman RUSINOV 2. Franco COLAPINTO 3. Nyck DE VRIES Aurus 01 - Gibson LMP2							
33	3	1:37.238	27.436	36.940	32.862	274.6	1:20:57.590	1	3	6:28.164	5:11.493	40.438	36.233	171.9	6:28.164
34	3	2:50.979	45.899	1:19.061	46.019	276.7	1:23:48.569	2	3	1:39.223	27.821	36.637	34.765	267.8	8:07.387
35	3	1:38.571	28.088	37.572	32.911	274.6	1:25:27.140	3	3	1:38.337	27.402	36.589	34.346	278.1	9:45.724
36	3	1:38.324	27.872	37.721	32.731	276.7	1:27:05.464	4	3	1:38.549	27.149	37.465	33.935	279.6	11:24.273
37	3	1:37.322	27.500	37.185	32.637	276.7	1:28:42.786	5	3	1:37.305	26.994	36.342	33.969	278.1	13:01.578
38	3	1:37.219	27.591	37.031	32.597	278.1	1:30:20.005	6	3	1:36.460	26.763	36.125	33.572	279.6	14:38.038
25 G-Drive Racing 1. John FALB 2. Rui ANDRADE 3. Pietro FITTIPALDI Aurus 01 - Gibson LMP2 P/A								7	3	1:37.360	27.416	36.460	33.484	279.6	16:15.398
1	3	2:03.872	40.792	44.214	38.866	150.1	2:03.872	8	3	1:36.395	26.862	36.326	33.207	278.9	17:51.793
2	3	1:51.955	29.794	40.694	41.467	269.8	3:55.827	9	3	1:41.739	26.929	36.221	38.589	279.6	19:33.532
3	3	3:21.466	2:08.414	37.750	35.302	177.6	7:17.293	10	3	6:03.140	4:51.957	36.855	34.328	175.9	25:36.672
4	3	1:39.719	27.529	37.777	34.413	279.6	8:57.012	11	3	1:34.616	26.451	35.371	32.794	278.1	27:11.288
5	3	1:36.664	26.913	36.259	33.492	278.9	10:33.676	12	3	1:37.851	26.851	36.392	34.608	279.6	28:49.139
6	3	1:36.885	27.120	36.510	33.255	281.0	12:10.561	13	3	1:34.148	26.453	35.548	32.147	279.6	30:23.287
7	3	1:37.585	26.767	37.410	33.408	280.3	13:48.146	14	3	1:33.841	26.603	35.545	31.693	280.3	31:57.128
8	3	1:40.638	26.823	36.114	37.701	280.3	15:28.784	15	3	1:39.185	26.609	36.832	35.744	279.6	33:36.313
9	3	6:03.025	4:50.475	38.836	33.714	160.2	21:31.809	16	1	8:45.030	7:32.787	38.620	33.623	173.3	42:21.343
								17	1	1:38.272	27.564	37.987	32.721	278.9	43:59.615
								18	1	2:39.118	27.825	1:14.827	56.466	278.9	46:38.733



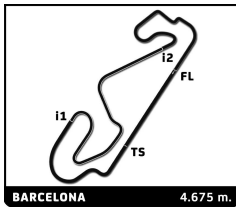


EUROPEAN LE MANS SERIES
4 Hours of Barcelona
Free Practice 2

Sector Analysis

		Lap under Red Flag						Invalidated Lap		Personal Best		Session Best		B Crossing the pit lane	
Lap	D	Time	Sector 1	Sector 2	Sector 3	T. Spd	Elapsed	Lap	D	Time	Sector 1	Sector 2	Sector 3	T. Spd	Elapsed
19	1	1:58.736	47.696	38.037	33.003	101.4	48:37.469	28	1	1:41.513	28.774	39.079	33.660	280.3	1:14:14.953
20	1	1:37.696	27.787	37.119	32.790	276.7	50:15.165	29	1	1:40.588	28.591	38.684	33.313	278.1	1:15:55.541
21	1	1:40.385	27.727	38.060	34.598	278.9	51:55.550	30	1	1:39.216	27.894	38.292	33.030	278.1	1:17:34.757
22	1	1:36.522	27.240	36.679	32.603	277.4	53:32.072	31	1	1:38.385	27.838	37.566	32.981	278.9	1:19:13.142
23	1	1:35.724	27.056	36.707	31.961	278.1	55:07.796	32	1	1:38.715	27.715	37.226	33.774	277.4	1:20:51.857
24	1	1:36.467	27.103	36.566	32.798	277.4	56:44.263	33	1	2:44.982	32.291	1:18.673	54.018	277.4	1:23:36.839
25	1	2:42.701 B	27.587	1:17.346	57.768	278.1	59:26.964	34	1	1:42.129	30.347	38.543	33.239	261.3	1:25:18.968
26	2	4:27.443	3:14.676	39.318	33.449	189.5	1:03:54.407	35	1	1:38.872	28.006	37.746	33.120	279.6	1:26:57.840
27	2	1:38.978	28.752	37.966	32.260	278.1	1:05:33.385	36	1	1:39.248	28.792	37.595	32.861	281.8	1:28:37.088
28	2	1:35.627	27.107	36.374	32.146	276.7	1:07:09.012	37	1	1:37.794	27.643	37.405	32.746	278.1	1:30:14.882
29	2	1:39.590	27.267	38.540	33.783	279.6	1:08:48.602	29 Ultimate Oreca 07 - Gibson LMP2 P/A							
30	2	1:35.333	26.937	36.303	32.093	276.7	1:10:23.935	1.Matthieu LAHAYE 3.François HERIAU							
31	2	1:37.991	27.682	37.273	33.036	278.1	1:12:01.926	2.Jean-Baptiste LAHAYE							
32	2	1:40.763	28.437	39.248	33.078	281.0	1:13:42.689	1	1	2:56.123	1:37.574	40.192	38.357	167.7	2:56.123
33	2	1:38.486	27.013	38.310	33.163	278.9	1:15:21.175	2	1	1:43.430	28.749	38.350	36.331	276.0	4:39.553
34	2	1:35.442	26.847	36.337	32.258	278.1	1:16:56.617	3	1	1:42.100	28.092	38.375	35.633	277.4	6:21.653
35	2	1:35.935	26.682	36.328	32.925	279.6	1:18:32.552	4	1	1:45.523 B	27.810	37.833	39.880	278.9	8:07.176
36	2	1:36.267	26.837	37.059	32.371	279.6	1:20:08.819	5	1	2:58.929	1:45.839	37.824	35.266	183.1	11:06.105
37	2	2:03.150 B	28.071	37.940	57.139	280.3	1:22:11.969	6	1	1:39.980	27.924	37.402	34.654	278.1	12:46.085
38	2	3:52.968	2:43.183	37.204	32.581	193.2	1:26:04.937	7	1	1:40.809	28.227	37.848	34.734	280.3	14:26.894
39	2	1:36.353	26.933	36.339	33.081	278.9	1:27:41.290	8	1	1:38.607	27.453	37.118	34.036	278.9	16:05.501
40	2	1:35.756	26.898	36.667	32.191	280.3	1:29:17.046	9	1	1:38.037	27.222	36.860	33.955	279.6	17:43.538
41	2	1:40.208 B	26.937	37.149	36.122	279.6	1:30:57.254	10	1	1:37.888	27.258	36.770	33.860	280.3	19:21.426
28		IDEC Sport		Oreca 07 - Gibson LMP2											
		1.Paul LAFARGUE 3.Patrick PILET													
		2.Paul Loup CHATIN													
1	2	16:21.911	...	44.870	41.929	168.7	16:21.911	11	1	1:38.005	27.175	36.911	33.919	280.3	20:59.431
2	2	1:46.264	30.376	39.768	36.120	246.9	18:08.175	12	1	1:38.232	27.243	37.176	33.813	280.3	22:37.663
3	2	1:40.305	27.872	37.883	34.550	273.2	19:48.480	13	1	1:45.320 B	27.388	39.971	37.961	281.0	24:22.983
4	2	1:38.037	27.199	36.442	34.396	278.1	21:26.517	14	2	4:09.572	2:54.834	38.553	36.185	185.9	28:32.555
5	2	1:37.526	27.244	36.568	33.714	278.1	23:04.043	15	2	1:38.773	27.932	37.523	33.318	277.4	30:11.328
6	2	1:43.265 B	27.415	37.653	38.197	279.6	24:47.308	16	2	1:38.591	27.812	37.482	33.297	278.1	31:49.919
7	2	3:27.058	2:17.099	37.205	32.754	192.6	28:14.366	17	2	1:40.249	28.388	37.917	33.944	278.1	33:30.168
8	2	1:35.707	27.090	36.313	32.304	276.7	29:50.073	18	2	1:38.608	27.858	37.538	33.212	280.3	35:08.776
9	2	1:36.187	26.887	36.780	32.520	277.4	31:26.260	19	2	2:06.390 B	28.963	39.352	58.075	280.3	37:15.166
10	2	1:38.115	27.098	37.234	33.783	279.6	33:04.375	20	3	5:23.061	4:10.276	38.833	33.952	185.9	42:38.227
11	2	1:43.550 B	26.965	37.555	39.030	278.1	34:47.925	21	3	1:45.281	28.901	41.222	35.158	279.6	44:23.508
12	3	7:34.995	6:21.510	38.765	34.720	189.2	42:22.920	22	3	3:00.334	57.938	1:18.687	43.709	93.1	47:23.842
13	3	1:39.374	27.725	38.819	32.830	277.4	44:02.294	23	3	1:42.911	29.709	39.268	33.934	265.1	49:06.753
14	3	2:40.767	27.529	1:16.858	56.380	278.1	46:43.061	24	3	1:40.417	28.415	38.113	33.889	278.9	50:47.170
15	3	1:54.705	44.215	37.628	32.862	174.5	48:37.766	25	3	1:40.191	27.995	38.775	33.421	278.1	52:27.361
16	3	1:37.801	28.055	37.118	32.628	280.3	50:15.567	26	3	1:39.902	28.129	38.311	33.462	281.8	54:07.263
17	3	1:40.435	27.751	37.859	34.825	279.6	51:56.002	27	3	1:41.726	28.887	38.881	33.958	280.3	55:48.989
18	3	1:36.989	27.480	37.069	32.440	279.6	53:32.991	28	3	1:52.720 B	28.130	38.261	46.329	281.8	57:41.709
19	3	1:37.645	28.425	36.954	32.266	280.3	55:10.636	29	1	7:19.731	6:02.866	41.137	35.728	192.2	1:05:01.440
20	3	1:36.502	27.162	36.548	32.792	278.1	56:47.138	30	1	1:33.813	26.552	35.846	31.415	279.6	1:06:35.253
21	3	2:39.552	27.459	1:15.563	56.530	278.9	59:26.690	31	1	1:35.205	26.477	36.786	31.942	281.0	1:08:10.458
22	3	3:07.960	1:13.148	1:19.181	35.631	80.4	1:02:34.650	32	1	1:40.004 B	26.767	36.252	36.985	281.0	1:09:50.462
23	3	1:41.386	28.307	37.120	35.959	275.3	1:04:16.036	33	2	2:57.053	1:45.793	38.461	32.799	190.5	1:12:47.515
24	3	1:37.093	27.449	37.348	32.296	278.1	1:05:53.129	34	2	1:38.892	28.468	37.469	32.955	279.6	1:14:26.407
25	3	1:37.126	27.235	36.726	33.165	278.1	1:07:30.255	35	2	1:37.321	27.708	37.302	32.311	279.6	1:16:03.728
26	3	1:43.637 B	27.666	38.558	37.413	279.6	1:09:13.892	36	2	1:39.478	27.276	37.650	34.552	278.9	1:17:43.206
27	1	3:19.548	2:06.503	38.452	34.593	191.9	1:12:33.440	37	2	1:39.887	27.798	38.617	33.472	280.3	1:19:23.093
								38	2	1:39.236	28.143	37.705	33.388	283.3	1:21:02.329
								39	2	2:49.592	47.782	1:18.756	43.054	278.9	1:23:51.921
								40	2	1:41.881	29.137	37.843	34.901	266.4	1:25:33.802





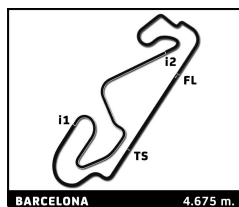
EUROPEAN LE MANS SERIES
4 Hours of Barcelona
Free Practice 2

Sector Analysis

Lap under Red Flag Invalidated Lap Personal Best Session Best Crossing the pit lane

Lap	D	Time	Sector 1	Sector 2	Sector 3	T. Spd	Elapsed	Lap	D	Time	Sector 1	Sector 2	Sector 3	T. Spd	Elapsed
41	2	1:39.084	27.890	37.203	33.991	276.0	1:27:12.886	10	1	3:07.527 B	1:07.131	1:18.738	41.658	80.3	47:36.590
42	2	1:38.807	27.974	38.186	32.647	280.3	1:28:51.693	11	3	17:52.680	...	39.823	32.750	184.9	1:05:29.270
43	2	1:39.265	27.479	37.324	34.462	281.0	1:30:30.958	12	3	1:36.051	27.382	36.353	32.316	275.3	1:07:05.321
30 Duqueine Team Oreca 07 - Gibson 1. Tristan GOMMENDY 3. Memo ROJAS LMP2 2. Rene BINDER								13 3 1:38.478 27.634 38.724 32.120 275.3 1:08:43.799 14 3 1:35.357 27.073 36.185 32.099 276.0 1:10:19.156 15 3 1:37.259 27.147 37.667 32.445 277.4 1:11:56.415 16 3 1:36.038 27.162 36.635 32.241 275.3 1:13:32.453 17 3 1:36.246 27.321 36.606 32.319 276.0 1:15:08.699 18 3 1:38.851 27.762 37.991 33.098 278.1 1:16:47.550 19 3 1:37.728 27.639 37.392 32.697 278.9 1:18:25.278 20 3 1:38.892 27.564 37.298 34.030 278.1 1:20:04.170 21 3 2:02.280 B 27.581 39.038 55.661 276.7 1:22:06.450 22 2 3:26.151 2:14.200 37.748 34.203 192.6 1:25:32.601 23 2 1:39.255 27.938 37.520 33.797 275.3 1:27:11.856 24 2 1:39.096 28.284 38.226 32.586 276.0 1:28:50.952 25 2 1:37.010 27.677 36.796 32.537 275.3 1:30:27.962							
31 1 2 3:56.423 2:38.238 40.621 37.564 179.4 3:56.423 2 2 1:42.036 28.649 37.971 35.416 276.0 5:38.459 3 2 1:39.638 27.763 37.254 34.621 279.6 7:18.097 4 2 1:39.730 27.607 37.703 34.420 282.5 8:57.827 5 2 1:45.275 B 27.802 37.563 39.910 282.5 10:43.102 6 3 17:09.908 ... 39.871 34.240 180.6 27:53.010 7 3 1:39.249 28.023 37.961 33.265 278.9 29:32.259 8 3 1:40.042 27.779 37.975 34.288 280.3 31:12.301 9 3 1:40.109 28.061 38.126 33.922 279.6 32:52.410 10 3 1:38.147 27.551 37.365 33.231 279.6 34:30.557 11 3 1:44.274 B 27.894 37.329 39.051 279.6 36:14.831 12 2 10:41.499 8:24.966 1:19.332 57.201 160.4 46:56.330 13 2 1:46.675 35.268 38.606 32.801 234.0 48:43.005 14 2 1:34.795 26.728 36.450 31.617 282.5 50:17.800 15 2 1:40.725 26.616 37.714 36.395 281.8 51:58.525 16 2 1:35.193 26.963 36.321 31.909 284.0 53:33.718 17 2 1:37.431 28.233 36.899 32.299 284.0 55:11.149 18 2 1:38.036 27.121 36.781 34.134 284.0 56:49.185 19 2 2:41.263 B 27.579 1:17.323 56.361 278.1 59:30.448 20 1 3:57.824 2:45.995 38.567 33.262 79.5 1:03:28.272 21 1 1:36.028 27.209 36.562 32.257 279.6 1:05:04.300 22 1 1:40.444 28.484 37.091 34.869 281.0 1:06:44.744 23 1 1:36.239 27.037 36.696 32.506 281.0 1:08:20.983 24 1 1:36.191 26.900 36.586 32.705 280.3 1:09:57.174 25 1 1:35.689 26.889 36.529 32.271 279.6 1:11:32.863 26 1 1:35.634 26.848 36.318 32.468 280.3 1:13:08.497 27 1 1:41.621 B 26.922 37.380 37.319 279.6 1:14:50.118 28 3 3:11.380 1:59.209 38.487 33.684 174.2 1:18:01.498 29 3 1:38.240 27.823 37.350 33.067 284.0 1:19:39.738 30 3 1:50.061 B 27.690 37.977 44.394 278.9 1:21:29.799 31 3 3:28.612 2:17.484 38.361 32.767 80.6 1:24:58.411 32 3 1:36.572 27.416 36.964 32.192 280.3 1:26:34.983 33 3 1:37.899 27.732 37.842 32.325 281.8 1:28:12.882 34 3 1:38.574 27.372 38.286 32.916 281.0 1:29:51.456 35 3 1:38.447 27.323 37.441 33.683 277.4 1:31:29.903								34 Racing Team Turkey Oreca 07 - Gibson 1. Salih YOLUC 3. Harry TINCKNELL LMP2 P/A 2. Charlie EASTWOOD 1 3 3:18.997 2:00.570 40.797 37.630 169.2 3:18.997 2 3 1:42.967 28.511 37.749 36.707 271.8 5:01.964 3 3 1:39.615 27.530 37.400 34.685 273.9 6:41.579 4 3 1:38.543 27.480 36.778 34.285 274.6 8:20.122 5 3 1:38.216 27.260 36.626 34.330 275.3 9:58.338 6 3 1:39.075 27.321 36.626 35.128 276.0 11:37.413 7 3 1:38.633 27.664 36.639 34.330 276.0 13:16.046 8 3 1:39.031 27.220 37.541 34.270 278.1 14:55.077 9 3 1:38.274 27.176 36.632 34.466 275.3 16:33.351 10 3 1:40.286 27.696 37.347 35.243 278.1 18:13.637 11 3 1:37.410 27.120 36.357 33.933 275.3 19:51.047 12 3 1:37.902 27.643 36.913 33.346 276.0 21:28.949 13 3 1:43.749 B 28.737 37.729 37.283 276.0 23:12.698 14 1 4:08.474 2:53.693 38.267 36.514 179.4 27:21.172 15 1 1:40.850 27.933 38.143 34.774 274.6 29:02.022 16 1 1:39.350 27.971 37.701 33.678 276.7 30:41.372 17 1 1:38.973 27.735 37.514 33.724 276.0 32:20.345 18 1 1:37.998 27.677 37.237 33.084 276.0 33:58.343 19 1 1:38.493 27.524 37.617 33.352 276.7 35:36.836 20 1 2:46.423 B 31.297 1:17.211 57.915 260.0 38:23.259 21 1 4:14.577 3:01.109 38.763 34.705 178.5 42:37.836 22 1 1:43.707 28.779 40.895 34.033 276.7 44:21.543 23 1 2:56.332 51.030 1:18.973 46.329 269.1 47:17.875 24 1 1:40.626 28.673 38.189 33.764 271.8 48:58.501 25 1 1:41.887 29.310 39.096 33.481 277.4 50:40.388 26 1 1:41.180 28.486 39.075 33.619 277.4 52:21.568 27 1 1:38.452 27.915 37.533 33.004 275.3 54:00.020 28 1 1:40.178 29.074 38.111 32.993 277.4 55:40.198 29 1 1:57.882 B 29.017 38.678 50.187 277.4 57:38.080 30 2 5:12.608 3:35.942 1:03.131 33.535 79.1 1:02:50.688 31 2 1:37.264 27.716 37.042 32.506 273.2 1:04:27.952 32 2 1:36.642 27.395 36.797 32.450 273.9 1:06:04.594 33 2 1:37.183 27.215 37.231 32.737 275.3 1:07:41.777 34 2 1:36.551 27.311 36.701 32.539 276.0 1:09:18.328							
32 United Autosports Oreca 07 - Gibson 1. Job VAN UITERT 3. Manuel MALDONADO LMP2 2. Nicolas JAMIN								1 1 17:27.902 B ... 50.362 48.906 154.0 17:27.902 2 1 8:54.485 B 7:30.186 40.471 43.828 184.3 26:22.387 3 1 2:01.645 49.782 38.125 33.738 187.2 28:24.032 4 1 1:38.262 27.832 37.289 33.141 278.1 30:02.294 5 1 1:36.586 27.493 36.719 32.374 276.7 31:38.880 6 1 1:36.319 27.318 36.547 32.454 277.4 33:15.199 7 1 1:45.527 B 27.573 39.148 38.806 274.6 35:00.726 8 1 7:55.237 6:38.141 40.098 36.998 167.1 42:55.963 9 1 1:33.100 26.407 35.272 31.421 277.4 44:29.063							





EUROPEAN LE MANS SERIES

4 Hours of Barcelona

Free Practice 2

Sector Analysis

Lap under Red Flag Invalidated Lap Personal Best Session Best Crossing the pit lane

Lap	D	Time	Sector 1	Sector 2	Sector 3	T. Spd	Elapsed	Lap	D	Time	Sector 1	Sector 2	Sector 3	T. Spd	Elapsed
35	2	1:42.273	27.308	40.248	34.717	276.0	1:11:00.601	11	2	13:28.972	...	39.325	34.022	88.9	42:49.288
36	2	1:42.085	28.924	37.813	35.348	277.4	1:12:42.686	12	2	1:46.359 B	26.442	40.335	39.582	278.1	44:35.647
37	2	1:43.220 B	27.434	37.780	38.006	276.7	1:14:25.906	13	2	4:53.823	3:36.434	38.200	39.189	190.9	49:29.470
38	3	3:12.756	2:01.650	37.513	33.593	188.2	1:17:38.662	14	2	1:39.549	26.422	36.776	36.351	278.1	51:09.019
39	3	1:39.495	27.616	37.983	33.896	275.3	1:19:18.157	15	2	1:43.655	27.660	41.178	34.817	278.9	52:52.674
40	3	1:37.879	27.709	37.297	32.873	275.3	1:20:56.036	16	2	1:34.258	26.437	36.247	31.574	278.1	54:26.932
41	3	2:49.812	46.472	1:18.368	44.972	226.1	1:23:45.848	17	2	1:38.300 B	26.398	35.520	36.382	278.1	56:05.232
42	3	1:38.477	28.458	37.134	32.885	267.8	1:25:24.325	18	1	8:12.646	6:59.978	38.926	33.742	165.3	1:04:17.878
43	3	1:38.434	28.400	37.301	32.733	275.3	1:27:02.759	19	1	1:38.679	27.692	37.774	33.213	276.7	1:05:56.557
44	3	1:38.468	27.427	37.152	33.889	276.7	1:28:41.227	20	1	1:40.171	29.199	37.620	33.352	278.9	1:07:36.728
45	3	1:37.118	27.381	36.962	32.775	278.1	1:30:18.345	21	1	1:39.172	27.789	37.709	33.674	277.4	1:09:15.900

35 **BHK Motorsport** Oreca 07 - Gibson
1. Francesco DRACONE 3. Markus POMMER LMP2
2. Sergio CAMPANA

1	2	13:48.083	...	40.400	45.761	175.6	13:48.083
2	2	1:41.852	29.412	37.917	34.523	261.3	15:29.935
3	2	1:40.992	27.638	38.659	34.695	280.3	17:10.927
4	2	1:40.715	27.461	37.389	35.865	280.3	18:51.642
5	2	1:38.599	27.338	37.186	34.075	279.6	20:30.241
6	2	1:46.787	30.971	40.273	35.543	281.8	22:17.028
7	2	1:38.011	27.504	37.189	33.318	278.9	23:55.039
8	2	1:50.603 B	27.510	40.143	42.950	279.6	25:45.642
9	2	24:13.835	...	38.935	32.705	188.2	49:59.477
10	2	1:40.390	29.409	38.491	32.490	281.0	51:39.867
11	2	1:34.046	26.592	35.993	31.461	282.5	53:13.913
12	2	1:36.989	26.722	37.674	32.593	283.3	54:50.902
13	2	1:41.468 B	27.152	36.500	37.816	283.3	56:32.370
14	3	8:57.631	7:47.156	37.945	32.530	188.8	1:05:30.001
15	3	1:36.557	27.653	36.854	32.050	280.3	1:07:06.558
16	3	1:38.484	28.245	38.045	32.194	281.8	1:08:45.042
17	3	1:36.152	27.319	36.679	32.154	280.3	1:10:21.194
18	3	1:37.342	27.143	36.972	33.227	280.3	1:11:58.536
19	3	1:36.070	27.076	36.602	32.392	279.6	1:13:34.606
20	3	1:47.214 B	29.398	39.140	38.676	279.6	1:15:21.820
21	1	4:28.916	3:16.704	38.831	33.381	193.6	1:19:50.736
22	1	1:58.302 B	28.359	39.087	50.856	281.0	1:21:49.038
23	1	3:28.181	2:16.528	38.615	33.038	185.9	1:25:17.219
24	1	1:39.811	27.784	37.858	34.169	279.6	1:26:57.030
25	1	1:38.310	28.073	37.696	32.541	277.4	1:28:35.340
26	1	1:38.054	27.889	37.382	32.783	277.4	1:30:13.394

37 **COOL Racing** Oreca 07 - Gibson
1. Alexandre COIGNY 3. Antonin BORGA LMP2 P/A
2. Nicolas LAPIERRE

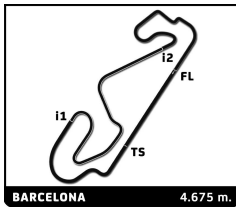
1	2	10:03.017	8:46.066	40.605	36.346	181.2	10:03.017
2	2	1:39.735	27.662	36.894	35.179	276.0	11:42.752
3	2	1:38.904	27.276	36.801	34.827	277.4	13:21.656
4	2	1:38.615	27.219	36.891	34.505	278.9	15:00.271
5	2	1:44.117 B	27.718	36.426	39.973	279.6	16:44.388
6	2	6:01.396	4:38.922	39.210	43.264	188.8	22:45.784
7	2	1:37.723	27.474	36.767	33.482	276.0	24:23.507
8	2	1:38.127	27.133	36.653	34.341	276.7	26:01.634
9	2	1:37.311	28.002	36.598	32.711	276.7	27:38.945
10	2	1:41.371 B	27.149	37.402	36.820	280.3	29:20.316

22	1	1:43.572	27.684	39.660	36.228	276.0	1:10:59.472
23	1	1:38.045	27.697	37.333	33.015	274.6	1:12:37.517
24	1	1:41.729	29.121	39.329	33.279	277.4	1:14:19.246
25	1	1:39.880	27.914	37.995	33.971	276.7	1:15:59.126
26	1	1:43.497	30.677	38.664	34.156	277.4	1:17:42.623
27	1	1:40.233	28.027	38.832	33.374	276.7	1:19:22.856
28	1	1:44.104 B	27.846	37.788	38.470	277.4	1:21:06.960
29	3	4:01.874	2:51.478	37.611	32.785	112.6	1:25:08.834
30	3	1:36.727	27.363	36.889	32.475	277.4	1:26:45.561
31	3	1:36.318	27.149	36.745	32.424	278.1	1:28:21.879
32	3	1:36.516	27.346	36.941	32.229	278.9	1:29:58.395
33	3	1:40.170 B	27.205	36.386	36.579	280.3	1:31:38.565

39 **Graff** Oreca 07 - Gibson
1. Vincent CAPILLAIRE 3. Arnold ROBIN LMP2 P/A
2. Maxime ROBIN

1	1	15:54.756	...	43.591	40.456	132.7	15:54.756
2	1	1:44.537	29.143	39.097	36.297	272.5	17:39.293
3	1	1:40.872	27.987	38.007	34.878	275.3	19:20.165
4	1	1:38.527	27.512	37.304	33.711	276.7	20:58.692
5	1	1:38.410	27.340	37.344	33.726	276.7	22:37.102
6	1	1:50.983 B	27.428	41.250	42.305	277.4	24:28.085
7	1	2:42.126	1:25.867	40.259	36.000	155.5	27:10.211
8	1	1:40.948	27.601	38.861	34.486	276.0	28:51.159
9	1	1:38.308	27.949	37.014	33.345	277.4	30:29.467
10	1	1:39.970	27.265	38.340	34.365	278.9	32:09.437
11	1	1:36.330	27.149	36.650	32.531	276.7	33:45.767
12	1	1:38.434	27.178	36.556	34.700	276.7	35:24.201
13	1	2:28.175 B	28.945	1:01.624	57.606	277.4	37:52.376
14	3	10:02.344 B	4:53.273	4:25.285	43.786	184.0	47:54.720
15	3	3:16.538	1:58.010	42.548	35.980	177.3	51:11.258
16	3	1:45.986	29.321	42.362	34.303	272.5	52:57.244
17	3	1:42.008	28.507	38.349	35.152	274.6	54:39.252
18	3	1:41.088	28.372	38.349	34.367	276.0	56:20.340
19	3	2:21.646	28.831	56.420	56.395	276.7	58:41.986
20	3	3:25.353	1:13.390	1:19.752	52.211	80.8	1:02:07.339
21	3	1:49.323	33.327	41.209	34.787	246.3	1:03:56.662
22	3	1:47.069	29.239	40.819	37.011	274.6	1:05:43.731
23	3	1:41.428	28.948	38.860	33.620	276.7	1:07:25.159
24	3	1:40.599	28.061	38.366	34.172	275.3	1:09:05.758
25	3	1:42.486	28.463	39.707	34.316	277.4	1:10:48.244
26	3	1:44.851	28.730	39.721	36.400	278.1	1:12:33.095
27	3	1:50.264 B	28.453	40.370	41.441	274.6	1:14:23.359





EUROPEAN LE MANS SERIES
4 Hours of Barcelona
Free Practice 2

Sector Analysis

Lap under Red Flag Invalidated Lap Personal Best Session Best Crossing the pit lane

Lap	D	Time	Sector 1	Sector 2	Sector 3	T. Spd	Elapsed	Lap	D	Time	Sector 1	Sector 2	Sector 3	T. Spd	Elapsed
28	2	3:26.216	2:13.028	39.077	34.111	190.9	1:17:49.575	5	3	1:47.373	30.317	40.159	36.897	262.5	9:48.295
29	2	1:38.990	27.924	37.959	33.107	274.6	1:19:28.565	6	3	1:46.920	30.223	40.116	36.581	263.2	11:35.215
30	2	1:38.872	27.798	37.892	33.182	274.6	1:21:07.437	7	3	1:48.671	30.367	40.286	38.018	261.9	13:23.886
31	2	2:52.365	52.666	1:19.694	40.005	228.1	1:23:59.802	8	3	1:47.321	30.188	40.535	36.598	263.2	15:11.207
32	2	1:41.706	29.479	38.849	33.378	276.0	1:25:41.508	9	3	1:52.499 B	30.334	40.459	41.706	262.5	17:03.706
33	2	1:41.864	28.403	38.092	35.369	275.3	1:27:23.372	10	1	3:24.368	1:59.074	43.722	41.572	140.5	20:28.074
34	2	1:39.235	28.079	37.926	33.230	273.9	1:29:02.607	11	1	1:54.235	32.966	43.121	38.148	258.1	22:22.309
35	2	1:41.430	28.380	39.883	33.167	275.3	1:30:44.037	12	1	1:51.142	31.257	41.866	38.019	261.9	24:13.451

41 Team WRT
1. Louis DELETRAZ 3. Yifei YE
2. Robert KUBICA
Oreca 07 - Gibson LMP2

1	1	3:14.952	1:56.597	40.263	38.092	172.5	3:14.952
2	1	1:43.021	28.725	38.209	36.087	273.2	4:57.973
3	1	1:41.606	28.597	37.111	35.898	276.7	6:39.579
4	1	1:38.459	27.354	36.528	34.577	278.1	8:18.038
5	1	1:38.304	27.463	36.690	34.151	278.9	9:56.342
6	1	1:45.350 B	27.401	37.142	40.807	280.3	11:41.692
7	1	6:21.573	5:09.439	37.834	34.300	185.3	18:03.265
8	1	1:39.792	28.618	37.051	34.123	279.6	19:43.057
9	1	1:37.148	27.266	36.714	33.168	278.9	21:20.205
10	1	1:40.193	30.540	36.740	32.913	278.9	23:00.398
11	1	1:35.585	27.118	36.071	32.396	281.0	24:35.983
12	1	1:41.836 B	26.970	36.409	38.457	278.9	26:17.819
13	3	3:56.386	2:45.655	37.557	33.174	194.6	30:14.205
14	3	1:36.844	27.365	36.741	32.738	278.1	31:51.049
15	3	1:38.577	28.233	37.369	32.975	278.9	33:29.626
16	3	1:36.490	27.235	36.509	32.746	278.9	35:06.116
17	3	1:58.146	28.113	38.119	51.914	280.3	37:04.262
18	3	3:15.188	1:12.750	1:18.269	44.169	80.6	40:19.450
19	3	1:39.673	28.467	37.342	33.864	275.3	41:59.123
20	3	1:37.458	27.748	37.197	32.513	281.0	43:36.581
21	3	2:13.717 B	27.382	50.017	56.318	280.3	45:50.298
22	1	21:28.884	...	38.405	34.686	189.5	1:07:19.182
23	1	1:33.031	26.390	35.256	31.385	278.9	1:08:52.213
24	1	1:32.828	26.152	35.411	31.265	280.3	1:10:25.041
25	1	1:41.643 B	26.973	37.336	37.334	281.0	1:12:06.684
26	2	3:08.714	1:56.936	38.501	33.277	170.0	1:15:15.398
27	2	1:36.719	27.194	36.713	32.812	279.6	1:16:52.117
28	2	1:37.242	27.157	36.657	33.428	278.9	1:18:29.359
29	2	1:36.949	27.199	37.118	32.632	279.6	1:20:06.308
30	2	2:00.703	29.231	37.912	53.560	272.5	1:22:07.011
31	2	2:33.128	1:13.313	47.235	32.580	79.7	1:24:40.139
32	2	1:36.275	27.152	36.985	32.138	279.6	1:26:16.414
33	2	1:37.640	27.951	37.622	32.067	280.3	1:27:54.054
34	2	1:34.909	26.885	36.187	31.837	278.1	1:29:28.963
35	2	1:36.655	26.911	36.885	32.859	280.3	1:31:05.618

55 Spirit of Race
1. Duncan CAMERON 3. David PEREL
2. Matthew GRIFFIN
Ferrari 488 GTE Evo LMGTE

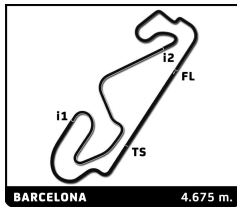
1	3	2:37.043	1:14.247	43.473	39.323	154.0	2:37.043
2	3	1:49.407	31.241	40.555	37.611	256.9	4:26.450
3	3	1:47.631	30.596	40.240	36.795	260.6	6:14.081
4	3	1:46.841	30.258	39.987	36.596	261.9	8:00.922

13	1	1:58.564 B	30.852	41.896	45.816	260.6	26:12.015
14	1	2:56.856	1:36.366	43.373	37.117	177.3	29:08.871
15	1	1:47.333	30.743	40.774	35.816	261.3	30:56.204
16	1	1:47.956	31.330	40.919	35.707	261.9	32:44.160
17	1	1:47.470	30.765	40.581	36.124	261.9	34:31.630
18	1	2:00.039	30.780	41.655	47.604	262.5	36:31.669
19	1	3:28.107	1:13.081	1:18.560	56.466	80.0	39:59.776
20	1	1:55.665	37.225	42.486	35.954	233.5	41:55.441
21	1	1:47.176	30.681	41.186	35.309	260.6	43:42.617
22	1	2:37.930 B	30.576	1:10.184	57.170	261.3	46:20.547
23	1	10:03.144	8:38.645	45.945	38.554	175.3	56:23.691
24	1	2:35.089	31.321	1:07.391	56.377	261.3	58:58.780
25	1	3:18.911	1:13.052	1:18.728	47.131	80.0	1:02:17.691
26	1	1:50.503	31.535	42.250	36.718	257.5	1:04:08.194
27	1	1:47.166	31.170	40.484	35.512	260.6	1:05:55.360
28	1	1:46.183	30.513	40.508	35.162	261.3	1:07:41.543
29	1	1:45.915	30.274	40.264	35.377	261.9	1:09:27.458
30	1	1:53.069 B	30.281	40.772	42.016	261.3	1:11:20.527
31	2	3:08.485	1:48.623	40.735	39.127	180.6	1:14:29.012
32	2	1:44.832	30.296	40.072	34.464	261.9	1:16:13.844
33	2	1:46.947	30.233	40.103	36.611	263.2	1:18:00.791
34	2	1:45.148	30.222	39.843	35.083	263.2	1:19:45.939
35	2	1:57.928 B	30.781	40.635	46.512	262.5	1:21:43.867
36	2	4:14.255	2:58.616	40.340	35.299	179.1	1:25:58.122
37	2	1:42.969	29.690	39.127	34.152	263.8	1:27:41.091
38	2	1:43.593	29.742	39.450	34.401	265.8	1:29:24.684
39	2	1:44.805	29.887	40.126	34.792	263.8	1:31:09.489

60 Iron Lynx
1. Claudio SCHIAVONI 3. Paolo RUBERTI
2. Giorgio SERNAGIOTTO
Ferrari 488 GTE Evo LMGTE

1	2	8:43.023	7:24.078	41.155	37.790	155.5	8:43.023
2	2	1:46.693	30.101	40.182	36.410	258.8	10:29.716
3	2	1:47.862	30.654	40.868	36.340	259.4	12:17.578
4	2	1:46.306	30.339	40.078	35.889	260.0	14:03.884
5	2	1:49.761	29.991	40.797	38.973	261.3	15:53.645
6	2	1:47.022	30.334	40.702	35.986	259.4	17:40.667
7	2	1:46.595	30.318	40.219	36.058	261.9	19:27.262
8	2	1:46.224	30.244	40.317	35.663	260.6	21:13.486
9	2	1:46.078	30.286	40.222	35.570	261.3	22:59.564
10	2	1:47.413	30.642	41.016	35.755	260.0	24:46.977
11	2	1:46.700	30.213	41.094	35.393	260.0	26:33.677
12	2	1:47.922	30.225	40.303	37.394	259.4	28:21.599
13	2	1:55.068 B	30.520	40.888	43.660	260.0	30:16.667
14	1	6:23.683 B	3:13.325	43.063	2:27.295	178.8	36:40.350
15	1	6:43.806	5:23.238	43.181	37.387	177.3	43:24.156



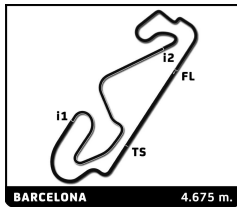


EUROPEAN LE MANS SERIES
4 Hours of Barcelona
Free Practice 2

Sector Analysis

Lap under Red Flag											Invalidated Lap	Personal Best	Session Best	B Crossing the pit lane	
Lap	D	Time	Sector 1	Sector 2	Sector 3	T. Spd	Elapsed	Lap	D	Time	Sector 1	Sector 2	Sector 3	T. Spd	Elapsed
16	1	2:19.728	30.546	50.120	59.062	261.3	45:43.884	30	3	1:37.569	27.745	37.140	32.684	278.9	1:13:50.034
17	1	2:35.414	1:12.969	45.807	36.638	79.9	48:19.298	31	3	1:36.933	27.325	36.949	32.659	277.4	1:15:26.967
18	1	1:48.456	30.701	40.964	36.791	260.0	50:07.754	32	3	1:38.519	28.623	37.091	32.805	280.3	1:17:05.486
19	1	1:54.923	30.580	40.701	43.642	258.8	52:02.677	33	3	1:41.614 B	27.155	36.784	37.675	278.1	1:18:47.100
20	1	1:48.238	31.186	40.962	36.090	257.5	53:50.915	34	1	4:30.714	2:23.919	1:10.475	56.320	183.4	1:23:17.814
21	1	1:47.816	30.682	41.077	36.057	260.6	55:38.731	35	1	1:53.698	42.083	38.733	32.882	194.3	1:25:11.512
22	1	1:59.050	30.985	40.974	47.091	260.0	57:37.781	36	1	1:36.715	27.287	36.800	32.628	277.4	1:26:48.227
23	1	3:29.014 B	1:13.051	1:18.670	57.293	79.9	1:01:06.795	37	1	1:36.671	27.309	36.943	32.419	278.1	1:28:24.898
24	1	4:01.234	2:35.479	46.544	39.211	175.3	1:05:08.029	38	1	1:38.522	27.368	38.171	32.983	278.9	1:30:03.420
25	1	1:51.691	31.970	43.062	36.659	256.3	1:06:59.720	66 JMW Motorsport Ferrari 488 GTE Evo							
26	1	1:51.855	31.150	42.489	38.216	258.1	1:08:51.575	1.Jody FANNIN LMGTE							
27	1	1:51.439	31.848	42.836	36.755	253.9	1:10:43.014	2.Andrea FONTANA							
28	1	1:50.058	30.955	41.630	37.473	259.4	1:12:33.072	1	2	2:22.074	50.698	49.138	42.238	159.2	2:22.074
29	1	1:56.767 B	31.563	41.706	43.498	257.5	1:14:29.839	2	2	1:54.977	33.007	43.301	38.669	241.3	4:17.051
30	3	3:56.861	2:41.171	39.797	35.893	177.3	1:18:26.700	3	2	1:48.447	30.701	40.307	37.439	258.8	6:05.498
31	3	1:45.010	29.534	41.153	34.323	261.9	1:20:11.710	4	2	1:47.995	30.843	40.336	36.816	260.0	7:53.493
32	3	2:19.607 B	30.471	52.506	56.630	262.5	1:22:31.317	5	2	1:46.707	30.251	40.233	36.223	260.0	9:40.200
33	3	2:42.167	1:27.512	40.494	34.161	79.9	1:25:13.484	6	2	1:46.660	30.191	40.285	36.184	260.6	11:26.860
34	3	1:43.426	29.653	39.506	34.267	261.9	1:26:56.910	7	2	1:46.320	30.098	40.107	36.115	260.6	13:13.180
35	3	1:43.854	30.013	39.710	34.131	262.5	1:28:40.764	8	2	1:47.213	30.458	40.646	36.109	260.6	15:00.393
36	3	1:44.390	29.973	39.640	34.777	262.5	1:30:25.154	9	2	1:46.980	30.434	40.051	36.495	261.9	16:47.373
65 Panis Racing Oreca 07 - Gibson															
1.Julien CANAL 3.Gabriel AUBRY LMP2															
2.William STEVENS															
1	1	2:19.898	53.517	44.604	41.777	177.6	2:19.898	10	2	1:46.047	30.236	40.207	35.604	260.0	18:33.420
2	1	1:51.072	30.895	41.031	39.146	258.1	4:10.970	11	2	1:53.838 B	30.090	41.303	42.445	261.9	20:27.258
3	1	1:46.617	29.061	39.696	37.860	273.2	5:57.587	12	2	2:56.388	1:37.791	42.001	36.596	180.0	23:23.646
4	1	1:44.342	28.241	38.863	37.238	276.0	7:41.929	13	2	1:45.276	30.278	39.914	35.084	259.4	25:08.922
5	1	1:41.128	27.963	37.747	35.418	275.3	9:23.057	14	2	1:44.926	30.123	39.951	34.852	260.6	26:53.848
6	1	1:45.648 B	27.655	37.199	40.794	277.4	11:08.705	15	2	1:45.038	29.957	40.106	34.975	260.6	28:38.886
7	3	4:07.904	2:53.465	38.845	35.594	183.4	15:16.609	16	2	1:44.493	29.930	39.816	34.747	261.3	30:23.379
8	3	1:41.286	28.548	37.549	35.189	278.9	16:57.895	17	2	1:47.331	30.122	41.242	35.967	261.9	32:10.710
9	3	1:40.917	27.608	37.804	35.505	279.6	18:38.812	18	2	1:44.584	29.952	39.999	34.633	260.0	33:55.294
10	3	1:41.318	27.997	38.260	35.061	279.6	20:20.130	19	2	1:53.366 B	30.129	41.157	42.080	260.0	35:48.660
11	3	1:39.582	27.417	38.079	34.086	279.6	21:59.712	20	3	6:18.776	4:58.714	42.029	38.033	176.7	42:07.436
12	3	1:37.105	27.212	36.520	33.373	278.9	23:36.817	21	3	1:48.894	31.326	41.214	36.354	260.0	43:56.330
13	3	1:44.581 B	27.674	37.417	39.490	278.9	25:21.398	22	3	2:45.194	31.642	1:17.095	56.457	255.7	46:41.524
14	2	4:15.802	3:03.549	39.046	33.207	180.0	29:37.200	23	3	2:06.545	48.611	41.588	36.346	151.6	48:48.069
15	2	1:37.615	27.841	37.202	32.572	278.1	31:14.815	24	3	1:47.907	31.336	41.064	35.507	258.1	50:35.976
16	2	1:38.647	27.844	37.958	32.845	279.6	32:53.462	25	3	1:48.447	30.791	42.146	35.510	260.0	52:24.423
17	2	1:38.465	28.074	37.657	32.734	280.3	34:31.927	26	3	1:47.449	31.202	40.909	35.338	261.3	54:11.872
18	2	1:44.911 B	27.535	37.183	40.193	279.6	36:16.838	27	3	1:47.344	31.446	40.703	35.195	260.0	55:59.216
19	2	13:23.928	...	39.146	33.467	182.4	49:40.766	28	3	2:06.852 B	30.578	40.585	55.689	260.6	58:06.068
20	2	1:33.512	26.722	35.579	31.211	278.9	51:14.278	29	1	6:46.423	5:28.749	41.794	35.880	179.7	1:04:52.491
21	2	1:40.990	28.453	37.672	34.865	281.8	52:55.268	30	1	1:46.879	30.858	40.742	35.279	258.1	1:06:39.370
22	2	1:35.429	26.549	35.777	33.103	280.3	54:30.697	31	1	1:46.290	30.611	40.770	34.909	258.8	1:08:25.660
23	2	1:40.933 B	28.750	36.626	35.557	280.3	56:11.630	32	1	1:47.176	30.398	40.269	36.509	260.0	1:10:12.836
24	3	7:50.479	6:37.918	38.634	33.927	187.2	1:04:02.109	33	1	1:47.424	30.695	40.839	35.890	257.5	1:12:00.260
25	3	1:40.046	27.545	37.556	34.945	278.1	1:05:42.155	34	1	1:52.814 B	31.768	41.152	39.894	260.0	1:13:53.074
26	3	1:39.297	27.565	38.245	33.487	276.0	1:07:21.452	35	1	2:30.079	1:15.046	40.511	34.522	180.9	1:16:23.153
27	3	1:36.662	27.471	36.830	32.361	280.3	1:08:58.114	36	1	1:43.673	29.814	39.569	34.290	261.9	1:18:06.826
28	3	1:37.659	27.273	37.639	32.747	278.9	1:10:35.773	37	1	1:45.495	30.546	40.016	34.933	263.2	1:19:52.321
29	3	1:36.692	27.587	36.748	32.357	278.1	1:12:12.465	38	1	1:58.196	30.326	39.985	47.885	261.9	1:21:50.517
								39	1	2:44.494	1:12.700	56.624	35.170	80.3	1:24:35.011
								40	1	1:43.814	29.910	39.704	34.200	261.9	1:26:18.825
								41	1	1:52.550 B	29.994	39.664	42.892	261.3	1:28:11.375



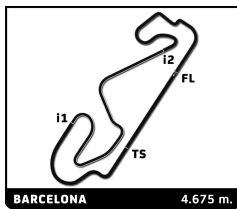


EUROPEAN LE MANS SERIES
4 Hours of Barcelona
Free Practice 2

Sector Analysis

Lap under Red Flag											Invalidated Lap	Personal Best	Session Best	B Crossing the pit lane					
Lap	D	Time	Sector 1	Sector 2	Sector 3	T. Spd	Elapsed	Lap	D	Time	Sector 1	Sector 2	Sector 3	T. Spd	Elapsed				
77		Proton Competition					Porsche 911 RSR - 19					LMGTE							
1.Christian RIED			3.Gianmaria BRUNI																
2.Jaxon EVANS																			
1	2	4:18.269	2:54.489	44.561	39.219	157.8	4:18.269	12	1	3:06.209	1:39.745	40.672	45.792	176.7	1:21:40.925				
2	2	1:48.781	30.974	40.571	37.236	258.8	6:07.050	13	1	2:48.230	1:13.007	57.774	37.449	79.7	1:24:29.155				
3	2	1:47.203	30.406	40.203	36.594	261.3	7:54.253	14	1	1:43.799	30.207	39.600	33.992	261.3	1:26:12.954				
4	2	1:46.786	30.100	40.188	36.498	261.9	9:41.039	15	1	1:45.072	30.113	40.435	34.524	263.2	1:27:58.026				
5	2	1:50.322	30.125	40.622	39.575	260.6	11:31.361	16	1	1:43.616	29.859	39.669	34.088	261.3	1:29:41.642				
6	2	1:47.159	30.186	40.183	36.790	259.4	13:18.520	17	1	1:43.858	29.995	39.661	34.202	261.3	1:31:25.500				
7	2	1:47.064	30.458	40.427	36.179	260.6	15:05.584									83			
8	2	1:47.826	30.710	40.540	36.576	260.6	16:53.410						Iron Lynx						
9	2	1:47.904	30.689	41.002	36.213	260.0	18:41.314						1.Rahel FREY						
10	2	1:47.196	30.346	40.575	36.275	258.8	20:28.510						3.Manuela GOSTNER						
11	2	1:50.541	32.334	41.855	36.352	260.6	22:19.051						LMGTE						
12	2	1:47.127	30.521	40.933	35.673	259.4	24:06.178						2.Michelle GATTING						
13	2	1:46.015	30.475	40.212	35.328	258.8	25:52.193						1						
14	2	1:46.014	30.497	40.212	35.305	258.8	27:38.207						2						
15	2	1:46.818	30.734	40.270	35.814	260.0	29:25.025						3						
16	2	1:47.346	30.604	41.276	35.466	258.8	31:12.371						4						
17	2	1:50.631	B 30.736	40.831	39.064	260.0	33:03.002						5						
18	3	3:27.761	B 1:58.718	41.287	47.756	145.3	36:30.763						6						
19	3	14:29.133	...	40.813	36.115	174.5	50:59.896						7						
20	3	1:43.312	29.738	39.519	34.055	260.0	52:43.208						8						
21	3	1:47.594	30.985	41.366	35.243	261.9	54:30.802						9						
22	3	1:48.187	29.860	40.444	37.883	260.6	56:18.989						10						
23	3	2:21.308	B 29.817	55.427	56.064	260.0	58:40.297						11						
24	3	7:29.799	6:15.089	40.430	34.280	176.2	1:06:10.096						12						
25	3	1:43.463	30.155	39.453	33.855	258.8	1:07:53.559						13						
26	3	1:43.060	29.784	39.408	33.868	258.8	1:09:36.619						14						
27	3	1:43.528	29.827	39.453	34.248	258.1	1:11:20.147						15						
28	3	1:49.228	B 29.839	39.512	39.877	258.1	1:13:09.375						16						
29	1	3:17.989	2:01.172	41.332	35.485	176.5	1:16:27.364						17						
30	1	1:46.316	30.348	40.680	35.288	258.8	1:18:13.680						18						
31	1	1:46.014	30.345	40.512	35.157	258.1	1:19:59.694						19						
32	1	2:08.261	30.689	41.758	55.814	258.8	1:22:07.955						20						
33	1	2:38.782	1:12.877	49.636	36.269	80.0	1:24:46.737						21						
34	1	1:46.089	30.437	40.523	35.129	258.8	1:26:32.826						22						
35	1	1:46.301	30.448	40.415	35.438	259.4	1:28:19.127						23						
36	1	1:47.067	30.444	41.182	35.441	260.0	1:30:06.194						24						
80		Iron Lynx					Ferrari 488 GTE Evo					LMGTE							
1.Matteo CRESSONI			3.Miguel MOLINA																
2.Rino MASTRONARDI																			
1	3	51:47.135	...	41.466	36.519	175.3	51:47.135						25						
2	3	1:44.716	30.208	40.007	34.501	260.0	53:31.851						26						
3	3	1:44.763	30.211	40.114	34.438	260.0	55:16.614						27						
4	3	1:45.010	30.509	39.945	34.556	261.9	57:01.624						28						
5	3	2:59.284	B 44.514	1:18.336	56.434	261.9	1:00:00.908						29						
6	3	6:24.837	5:06.146	42.043	36.648	155.3	1:06:25.745						30						
7	3	1:42.197	29.500	38.960	33.737	262.5	1:08:07.942						31						
8	3	1:49.791	B 29.608	39.772	40.411	264.5	1:09:57.733						32						
9	3	5:03.949	3:48.735	40.411	34.803	180.6	1:15:01.682						33						
10	3	1:42.081	29.376	39.053	33.652	260.6	1:16:43.763						34						
11	3	1:50.953	B 31.395	40.399	39.159	253.3	1:18:34.716						35						
84		Associaton SRT41					Oreca 07 - Gibson					INNOVATIVE CAR							
1.Takuma AOKI			3.Pierre SANCINENA																
2.Nigel BAILLY																			
1	3	33:10.471	...	47.885	39.334	96.6	33:10.471						36						





EUROPEAN LE MANS SERIES
4 Hours of Barcelona
Free Practice 2

Sector Analysis

Lap under Red Flag											Invalidated Lap	Personal Best	Session Best	B Crossing the pit lane	
Lap	D	Time	Sector 1	Sector 2	Sector 3	T. Spd	Elapsed	Lap	D	Time	Sector 1	Sector 2	Sector 3	T. Spd	Elapsed
2	3	1:49.456	31.813	41.971	35.672	269.1	34:59.927	31	1	1:57.314 B	31.294	41.859	44.161	257.5	1:31:09.160
3	3	2:13.904 B	32.272	44.034	57.598	219.2	37:13.831	<div style="border: 1px solid black; padding: 5px;"> 95 TF Sport 1. John HARTSHORNE 3. Oliver HANCOCK 2. Ross GUNN Aston Martin Vantage AMR LMGTE </div>							
4	3	5:18.608	4:01.964	40.289	36.355	180.3	42:32.439								
5	3	1:48.291 B	29.663	40.173	38.455	271.8	44:20.730	1	3	18:28.617	...	41.124	36.669	168.5	18:28.617
6	3	5:25.200	4:11.060	40.632	33.508	173.1	49:45.930	2	3	1:46.694	30.478	40.173	36.043	258.1	20:15.311
7	3	1:39.319	29.251	37.842	32.226	276.0	51:25.249	3	3	1:46.797	30.240	40.055	36.502	258.1	22:02.108
8	3	1:38.561	27.864	37.424	33.273	276.0	53:03.810	4	3	1:47.651	31.154	40.648	35.849	260.6	23:49.759
9	3	1:39.435	28.016	37.693	33.726	276.0	54:43.245	5	3	1:48.564	30.575	40.512	37.477	258.8	25:38.323
10	3	1:38.462	27.717	37.370	33.375	276.7	56:21.707	6	3	1:47.786	30.792	40.607	36.387	257.5	27:26.109
11	3	2:30.930 B	29.893	1:03.425	57.612	279.6	58:52.637	7	3	1:46.820	30.525	40.652	35.643	258.1	29:12.929
12	1	9:08.067	7:48.161	42.683	37.223	171.4	1:08:00.704	8	3	1:51.875 B	30.498	40.742	40.635	259.4	31:04.804
13	1	1:48.075	30.589	41.398	36.088	270.5	1:09:48.779	9	1	4:00.556	2:37.845	44.315	38.396	162.1	35:05.360
14	1	1:47.050	30.080	41.184	35.786	271.1	1:11:35.829	10	1	2:17.863	32.497	46.577	58.789	256.9	37:23.223
15	1	1:45.919	29.884	40.222	35.813	273.2	1:13:21.748	11	1	3:13.075	1:13.338	1:19.126	40.611	79.7	40:36.298
16	1	1:44.958	29.765	39.998	35.195	272.5	1:15:06.706	12	1	1:56.154	33.259	43.416	39.479	253.9	42:32.452
17	1	1:56.774 B	29.535	41.543	45.696	273.2	1:17:03.480	13	1	1:53.989	32.175	43.104	38.710	256.3	44:26.441
18	2	8:20.942	6:55.160	47.141	38.641	76.9	1:25:24.422	14	1	3:02.201	57.955	1:18.716	45.530	150.8	47:28.642
19	2	1:50.121	31.926	41.382	36.813	271.1	1:27:14.543	15	1	1:51.284	31.909	42.546	36.829	254.5	49:19.926
20	2	1:44.846	29.769	40.368	34.709	273.2	1:28:59.389	16	1	1:52.962	32.507	42.873	37.582	258.1	51:12.888
21	2	1:43.799	29.703	39.798	34.298	273.2	1:30:43.188	17	1	1:52.212	32.061	42.485	37.666	258.1	53:05.100
<div style="border: 1px solid black; padding: 5px;"> 93 Proton Competition 1. Michael FASSBENDER 3. Richard LIETZ 2. Felipe LASER Porsche 911 RSR - 19 LMGTE </div>							18	1	1:51.817	31.511	42.338	37.968	258.8	54:56.917	
							19	1	1:52.459	31.765	42.239	38.455	256.3	56:49.376	
1	3	2:25.199	1:02.164	42.451	40.584	170.3	2:25.199	20	1	2:58.874 B	39.369	1:19.150	1:00.355	258.8	59:48.250
2	3	1:49.662	30.997	41.854	36.811	256.9	4:14.861	21	1	4:45.199	3:24.161	43.408	37.630	171.7	1:04:33.449
3	3	1:47.641	30.501	40.365	36.775	258.1	6:02.502	22	1	1:54.033	31.973	44.009	38.051	256.9	1:06:27.482
4	3	1:47.059	30.406	40.134	36.519	258.1	7:49.561	23	1	1:52.855	32.509	43.065	37.281	257.5	1:08:20.337
5	3	1:54.003 B	30.508	40.589	42.906	258.1	9:43.564	24	1	1:52.436	31.901	42.750	37.785	256.3	1:10:12.773
6	3	5:15.705	3:56.061	41.986	37.658	176.2	14:59.269	25	1	1:54.803	32.952	43.142	38.709	247.4	1:12:07.576
7	3	1:49.616	31.067	41.874	36.675	257.5	16:48.885	26	1	1:53.732	32.713	42.992	38.027	255.1	1:14:01.308
8	3	1:48.455	30.739	41.053	36.663	259.4	18:37.340	27	1	1:54.109	32.634	43.231	38.244	255.7	1:15:55.417
9	3	1:48.021	30.553	41.121	36.347	259.4	20:25.361	28	1	2:12.509 B	33.051	46.047	53.411	258.1	1:18:07.926
10	3	1:52.413 B	30.568	41.021	40.824	258.1	22:17.774	29	1	4:03.485 B	2:21.096	45.180	57.209	164.6	1:22:11.411
11	3	4:55.038	3:36.859	41.703	36.476	177.0	27:12.812								
12	3	1:50.570	31.576	41.058	37.936	256.3	29:03.382								
13	3	1:52.113 B	30.960	40.890	40.263	256.3	30:55.495								
14	1	3:53.745	2:31.392	44.617	37.736	152.5	34:49.240								
15	1	7:01.019 B	4:50.658	1:13.830	56.531	257.5	41:50.259								
16	1	11:09.820	9:49.960	42.963	36.897	171.9	53:00.079								
17	1	1:50.549	32.033	42.237	36.279	250.9	54:50.628								
18	1	1:48.814	31.337	41.703	35.774	258.1	56:39.442								
19	1	2:46.601 B	31.914	1:17.181	57.506	257.5	59:26.043								
20	3	6:55.599	5:40.411	40.910	34.278	175.6	1:06:21.642								
21	3	1:42.876	29.646	39.305	33.925	259.4	1:08:04.518								
22	3	1:49.160 B	29.733	39.665	39.762	259.4	1:09:53.678								
23	1	5:32.041	4:12.990	42.745	36.306	147.9	1:15:25.719								
24	1	1:49.061	31.502	41.824	35.735	255.7	1:17:14.780								
25	1	1:48.557	30.970	41.679	35.908	256.3	1:19:03.337								
26	1	1:50.104	31.952	41.871	36.281	256.9	1:20:53.441								
27	1	2:49.140	42.173	1:18.331	48.636	246.3	1:23:42.581								
28	1	1:51.267	32.122	42.321	36.824	254.5	1:25:33.848								
29	1	1:49.524	31.758	41.717	36.049	256.9	1:27:23.372								
30	1	1:48.474	31.057	41.680	35.737	259.4	1:29:11.846								

