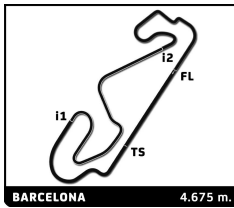


EUROPEAN LE MANS SERIES
4 Hours of Barcelona
Race

Sector Analysis

											Lap under Red Flag		Invalidated Lap		Personal Best		Session Best		B Crossing the pit lane									
Lap	D	Time	Sector 1	Sector 2	Sector 3	T. Spd	Elapsed	Lap	D	Time	Sector 1	Sector 2	Sector 3	T. Spd	Elapsed													
2	United Autosports		3.Edouard CAUHAUPE			Ligier JS P320 - Nissan										51	2	1:44.897	29.837	40.070	34.990	263.8	1:48:25.359					
	1.Wayne BOYD					LMP3										52	2	1:45.175	29.844	40.264	35.067	263.2	1:50:10.534					
	2.Robert WHELDON															53	2	1:46.255	29.924	41.086	35.245	261.9	1:51:56.789					
1	2	1:55.900	34.840	40.391	40.669		1:55.900	54	2	1:45.485	29.763	40.166	35.556	260.6	1:53:42.274													
2	2	3:00.300	50.281	1:14.535	55.484	202.7	4:56.200	55	2	1:45.540	29.847	40.475	35.218	262.5	1:55:27.814													
3	2	2:15.745	39.166	53.660	42.919	149.9	7:11.945	56	2	1:44.874	29.613	40.165	35.096	261.3	1:57:12.688													
4	2	2:11.768	39.680	52.971	39.117	177.6	9:23.713	57	2	1:45.722	29.790	40.184	35.748	260.6	1:58:58.410													
5	2	1:42.923	29.405	39.127	34.391	261.9	11:06.636	58	2	1:45.475	29.745	40.207	35.523	264.5	2:00:43.885													
6	2	1:43.782	30.286	39.352	34.144	262.5	12:50.418	59	2	1:45.154	29.582	39.956	35.616	263.2	2:02:29.039													
7	2	1:42.685	29.384	39.216	34.085	261.9	14:33.103	60	2	1:45.002	29.730	40.030	35.242	260.6	2:04:14.041													
8	2	1:42.419	29.246	39.037	34.136	252.7	16:15.522	61	2	1:45.502	29.941	40.325	35.236	263.8	2:05:59.543													
9	2	1:44.478	30.230	40.058	34.190	260.6	18:00.000	62	2	1:45.053	29.741	40.286	35.026	261.3	2:07:44.596													
10	2	1:42.993	29.434	39.269	34.290	263.8	19:42.993	63	2	1:50.996 B	29.809	40.258	40.929	256.9	2:09:35.592													
11	2	1:42.440	29.269	39.065	34.106	261.3	21:25.433	64	3	3:25.534	2:11.444	39.784	34.306	180.0	2:13:01.126													
12	2	1:42.711	29.324	39.192	34.195	261.3	23:08.144	65	3	1:43.265	29.306	39.274	34.685	261.3	2:14:44.391													
13	2	1:43.062	29.471	39.325	34.266	263.8	24:51.206	66	3	1:44.348	29.479	40.010	34.859	261.9	2:16:28.739													
14	2	1:44.368	29.434	40.453	34.481	260.6	26:35.574	67	3	1:44.344	29.597	40.424	34.323	263.8	2:18:13.083													
15	2	1:43.088	29.339	39.256	34.493	260.0	28:18.662	68	3	1:44.986	29.886	39.906	35.194	263.8	2:19:58.069													
16	2	1:43.151	29.452	39.347	34.352	258.1	30:01.813	69	3	1:43.742	29.927	39.471	34.344	262.5	2:21:41.811													
17	2	1:43.371	29.418	39.601	34.352	261.3	31:45.184	70	3	1:43.536	29.473	39.600	34.463	263.2	2:23:25.347													
18	2	1:43.297	29.466	39.440	34.391	261.3	33:28.481	71	3	1:45.870	29.566	41.819	34.485	263.2	2:25:11.217													
19	2	1:43.758	29.419	39.624	34.715	261.9	35:12.239	72	3	1:43.627	29.550	39.634	34.443	264.5	2:26:54.844													
20	2	1:43.502	29.494	39.491	34.517	263.8	36:55.741	73	3	1:43.212	29.590	39.384	34.238	261.9	2:28:38.056													
21	2	1:43.793	29.558	39.664	34.571	262.5	38:39.534	74	3	1:47.103	31.272	40.716	35.115	263.2	2:30:25.159													
22	2	1:43.824	29.768	39.680	34.376	260.6	40:23.358	75	3	1:45.377	30.307	40.192	34.878	263.2	2:32:10.536													
23	2	1:45.103	30.111	40.233	34.759	261.9	42:08.461	76	3	1:43.898	29.580	39.643	34.675	261.9	2:33:54.434													
24	2	1:45.168	29.844	40.432	34.892	264.5	43:53.629	77	3	1:45.877	29.867	41.050	34.960	260.0	2:35:40.311													
25	2	1:45.422	29.615	40.753	35.054	264.5	45:39.051	78	3	1:43.922	29.441	39.895	34.586	263.8	2:37:24.233													
26	2	1:44.218	29.771	39.750	34.697	261.3	47:23.269	79	3	1:44.417	29.481	40.202	34.734	265.8	2:39:08.650													
27	2	1:45.285	30.695	39.805	34.785	263.2	49:08.554	80	3	1:44.067	29.555	39.751	34.761	261.9	2:40:52.717													
28	2	1:43.922	29.586	39.528	34.808	261.3	50:52.476	81	3	1:44.450	29.502	39.853	35.095	261.3	2:42:37.167													
29	2	1:44.308	29.610	39.967	34.731	261.9	52:36.784	82	3	1:44.909	30.177	40.044	34.688	263.2	2:44:22.076													
30	2	1:44.123	29.571	39.693	34.859	263.2	54:20.907	83	3	1:44.336	29.571	39.979	34.786	257.5	2:46:06.412													
31	2	1:43.739	29.498	39.555	34.686	263.2	56:04.646	84	3	1:44.919	29.887	40.012	35.020	261.3	2:47:51.331													
32	2	1:44.546	29.559	40.303	34.684	263.8	57:49.192	85	3	1:44.052	29.523	39.760	34.769	269.8	2:49:35.383													
33	2	1:44.819	29.519	40.054	35.246	262.5	59:34.011	86	3	1:44.541	29.593	40.068	34.880	265.1	2:51:19.924													
34	2	1:44.385	29.547	39.887	34.951	264.5	1:01:18.396	87	3	1:44.219	29.595	39.579	35.045	261.3	2:53:04.143													
35	2	1:49.948 B	29.682	40.318	39.948	263.2	1:03:08.344	88	3	1:43.906	29.600	39.649	34.657	262.5	2:54:48.049													
36	2	18:54.546	...	41.204	35.508	178.2	1:22:02.890	89	3	1:43.963	29.588	39.704	34.671	262.5	2:56:32.012													
37	2	1:46.869	30.235	41.119	35.515	256.9	1:23:49.759	90	3	1:44.348	29.805	39.880	34.663	260.6	2:58:16.360													
38	2	1:46.782	29.942	40.828	36.012	264.5	1:25:36.541	91	3	1:45.335	29.655	40.370	35.310	260.0	3:00:01.695													
39	2	1:45.513	29.924	40.399	35.190	260.0	1:27:22.054	92	3	1:46.095	30.263	40.529	35.303	260.0	3:01:47.790													
40	2	1:44.956	29.794	40.098	35.064	260.6	1:29:07.010	93	3	1:46.293	30.065	41.213	35.015	261.9	3:03:34.083													
41	2	1:45.883	29.733	40.584	35.566	263.8	1:30:52.893	94	3	1:49.083 B	29.905	40.053	39.125	260.6	3:05:23.166													
42	2	1:45.006	29.719	40.099	35.188	260.0	1:32:37.899	95	1	3:11.127	1:56.262	40.501	34.364	177.0	3:08:34.293													
43	2	1:46.544	30.165	40.841	35.538	261.9	1:34:24.443	96	1	1:43.318	29.687	39.291	34.340	255.1	3:10:17.611													
44	2	1:45.048	29.893	40.100	35.055	263.2	1:36:09.491	97	1	1:44.388	29.838	40.123	34.427	262.5	3:12:01.999													
45	2	1:44.677	29.665	40.189	34.823	258.1	1:37:54.168	98	1	1:43.934	29.928	39.771	34.235	260.6	3:13:45.933													
46	2	1:44.859	29.762	40.099	34.998	258.8	1:39:39.027	99	1	1:44.543	29.942	39.787	34.814	261.9	3:15:30.476													
47	2	1:45.264	29.867	40.256	35.141	259.4	1:41:24.291	100	1	1:43.731	29.429	39.823	34.479	263.8	3:17:14.207													
48	2	1:44.772	29.701	40.038	35.033	260.6	1:43:09.063	101	1	1:44.093	29.613	39.782	34.698	258.8	3:18:58.300													
49	2	1:44.879	29.684	40.160	35.035	257.5	1:44:53.942	102	1	1:43.618	29.566	39.523	34.529	261.9	3:20:41.918													
50	2	1:46.520	29.840	41.364	35.316	261.9	1:46:40.462	103	1	1:44.123	29.811	39.789	34.523	260.6	3:22:26.041													



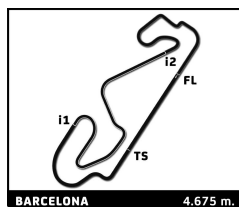


EUROPEAN LE MANS SERIES
4 Hours of Barcelona
Race

Sector Analysis

														Lap under Red Flag	Invalidated Lap	Personal Best	Session Best	B Crossing the pit lane	
Lap	D	Time	Sector 1	Sector 2	Sector 3	T. Spd	Elapsed	Lap	D	Time	Sector 1	Sector 2	Sector 3	T. Spd	Elapsed				
104	1	1:44.477	29.575	39.816	35.086	260.0	3:24:10.518	29	3	1:44.987	29.846	40.206	34.935	261.9	53:27.375				
105	1	1:44.053	29.659	39.810	34.584	261.3	3:25:54.571	30	3	1:45.416	29.727	40.459	35.230	261.9	55:12.791				
106	1	1:44.116	29.594	39.673	34.849	260.6	3:27:38.687	31	3	1:47.630	31.429	40.995	35.206	247.4	57:00.421				
107	1	1:43.596	29.398	39.596	34.602	261.9	3:29:22.283	32	3	1:45.019	29.650	40.332	35.037	262.5	58:45.440				
108	1	1:44.066	29.567	39.716	34.783	258.8	3:31:06.349	33	3	1:46.757	29.770	41.582	35.405	263.2	1:00:32.197				
109	1	1:43.753	29.600	39.583	34.570	258.1	3:32:50.102	34	3	1:46.746	30.367	40.999	35.380	261.3	1:02:18.943				
110	1	1:44.141	29.636	39.726	34.779	260.6	3:34:34.243	35	3	1:45.603	30.028	40.526	35.049	261.3	1:04:04.546				
111	1	1:43.928	29.704	39.585	34.639	263.2	3:36:18.171	36	3	1:51.349B	30.271	40.406	40.672	262.5	1:05:55.895				
112	1	1:45.336	29.641	40.484	35.211	263.2	3:38:03.507	37	1	3:32.617	2:14.348	42.220	36.049	175.9	1:09:28.512				
113	1	1:45.692	29.877	40.421	35.394	262.5	3:39:49.199	38	1	1:50.921	30.905	41.873	38.143	260.6	1:11:19.433				
114	1	1:45.237	29.826	40.143	35.268	261.9	3:41:34.436	39	1	1:49.660	31.455	42.193	36.102	260.6	1:13:09.093				
115	1	1:45.211	29.727	40.636	34.848	263.8	3:43:19.647	40	1	1:49.355	30.912	42.300	36.143	258.8	1:14:58.448				
116	1	1:45.036	29.961	39.984	35.091	262.5	3:45:04.683	41	1	1:48.899	31.032	41.841	36.026	258.8	1:16:47.347				
117	1	1:44.827	29.697	40.391	34.739	262.5	3:46:49.510	42	1	1:51.627	30.819	42.115	38.693	259.4	1:18:38.974				
118	1	1:44.290	29.597	39.939	34.754	267.1	3:48:33.800	43	1	1:50.557	30.831	42.231	37.495	258.8	1:20:29.531				
119	1	1:44.304	29.609	39.999	34.696	261.9	3:50:18.104	44	1	1:50.022	30.903	42.537	36.582	258.8	1:22:19.553				
120	1	1:45.145	29.632	40.400	35.113	267.8	3:52:03.249	45	1	1:50.164	30.770	43.359	36.035	258.8	1:24:09.717				
121	1	1:44.431	29.819	40.074	34.538	263.8	3:53:47.680	46	1	1:51.463	31.269	43.646	36.548	257.5	1:26:01.180				
122	1	1:45.575	29.923	40.437	35.215	261.9	3:55:33.255	47	1	1:49.708	31.226	42.237	36.245	255.7	1:27:50.888				
123	1	1:44.870	29.789	39.820	35.261	263.2	3:57:18.125	48	1	1:49.273	30.923	42.258	36.092	258.1	1:29:40.161				
124	1	1:45.324	29.779	40.310	35.235	261.3	3:59:03.449	49	1	1:51.154	31.370	42.737	37.047	258.8	1:31:31.315				
125	1	1:45.070	30.034	40.069	34.967	261.9	4:00:48.519	50	1	1:54.262	32.429	43.077	38.756	246.3	1:33:25.577				
3 United Autosports Ligier JS P320 - Nissan																			
1. James MCGUIRE 3. Andrew BENTLEY LMP3																			
2. Duncan TAPPY																			
1	3	1:57.963	35.169	41.965	40.829		1:57.963	51	1	1:49.819	31.131	42.267	36.421	256.9	1:35:15.396				
2	3	3:01.129	50.934	1:13.781	56.414	187.5	4:59.092	52	1	1:50.712	31.875	41.978	36.859	258.1	1:37:06.108				
3	3	2:15.291	39.995	52.373	42.923	181.2	7:14.383	53	1	1:50.608	31.582	42.703	36.323	256.3	1:38:56.716				
4	3	2:11.005	39.820	51.754	39.431	160.9	9:25.388	54	1	1:50.171	31.080	42.129	36.962	257.5	1:40:46.887				
5	3	1:45.358	30.719	39.970	34.669	255.1	11:10.746	55	1	1:50.008	31.097	42.425	36.486	256.9	1:42:36.895				
6	3	1:44.633	29.692	40.031	34.910	261.9	12:55.379	56	1	1:49.347	30.810	42.138	36.399	255.1	1:44:26.242				
7	3	1:45.154	30.009	40.321	34.824	259.4	14:40.533	57	1	1:50.406	31.423	41.676	37.307	258.1	1:46:16.648				
8	3	1:46.513	29.700	40.545	36.268	260.0	16:27.046	58	1	1:50.251	31.370	41.756	37.125	258.1	1:48:06.899				
9	3	1:44.934	29.851	40.210	34.873	261.9	18:11.980	59	1	1:52.599	31.118	43.422	38.059	257.5	1:49:59.498				
10	3	1:44.721	29.654	40.168	34.899	261.3	19:56.701	60	1	1:51.692	31.215	43.385	37.092	259.4	1:51:51.190				
11	3	1:44.584	29.787	40.085	34.712	260.6	21:41.285	61	1	1:51.302	31.158	42.416	37.728	259.4	1:53:42.492				
12	3	1:45.615	29.878	40.163	35.574	260.6	23:26.900	62	1	1:50.738	31.680	42.638	36.420	254.5	1:55:33.230				
13	3	1:47.861	29.808	41.304	36.749	261.3	25:14.761	63	1	1:50.974	30.762	42.789	37.423	256.3	1:57:24.204				
14	3	1:45.319	29.822	40.340	35.157	260.6	27:00.080	64	1	1:49.967	31.035	42.262	36.670	255.7	1:59:14.171				
15	3	1:45.978	30.099	40.661	35.218	259.4	28:46.058	65	1	1:51.723	31.458	42.555	37.710	256.3	2:01:05.894				
16	3	1:45.453	29.925	40.690	34.838	261.3	30:31.511	66	1	1:51.575	32.120	42.675	36.780	256.9	2:02:57.469				
17	3	1:47.702	29.880	41.381	36.441	261.9	32:19.213	67	1	1:52.038	30.966	42.688	38.384	258.1	2:04:49.507				
18	3	1:45.407	29.960	40.414	35.033	262.5	34:04.620	68	1	1:52.068	31.576	43.034	37.458	255.7	2:06:41.575				
19	3	1:46.592	29.752	41.115	35.725	261.9	35:51.212	69	1	2:02.550B	32.111	42.732	47.707	250.3	2:08:44.125				
20	3	1:45.998	29.904	40.969	35.125	262.5	37:37.210	70	2	3:28.848	2:14.006	39.710	35.132	173.3	2:12:12.973				
21	3	1:47.130	29.917	41.997	35.216	262.5	39:24.340	71	2	1:45.701	30.459	40.744	34.498	260.6	2:13:58.674				
22	3	1:46.081	30.193	40.654	35.234	262.5	41:10.421	72	2	1:43.363	29.574	39.629	34.160	260.0	2:15:42.037				
23	3	1:46.173	30.178	40.801	35.194	261.3	42:56.594	73	2	1:44.121	29.370	40.200	34.551	261.9	2:17:26.158				
24	3	1:45.080	29.672	40.240	35.168	261.3	44:41.674	74	2	1:44.930	29.668	40.495	34.767	259.4	2:19:11.088				
25	3	1:45.659	29.669	40.160	35.830	261.9	46:27.333	75	2	1:43.575	29.533	39.736	34.306	259.4	2:20:54.663				
26	3	1:44.775	29.810	40.001	34.964	262.5	48:12.108	76	2	1:43.644	29.488	39.655	34.501	260.6	2:22:38.307				
27	3	1:44.634	29.700	39.991	34.943	260.0	49:56.742	77	2	1:44.296	29.671	39.843	34.782	261.9	2:24:22.603				
28	3	1:45.646	29.798	40.315	35.533	261.3	51:42.388	78	2	1:44.725	29.688	40.157	34.880	264.5	2:26:07.328				
								79	2	1:46.416	30.235	41.154	35.027	261.3	2:27:53.744				
								80	2	1:46.769	30.388	41.181	35.200	262.5	2:29:40.513				
								81	2	1:44.747	29.863	40.035	34.849	258.1	2:31:25.260				





EUROPEAN LE MANS SERIES
4 Hours of Barcelona
Race

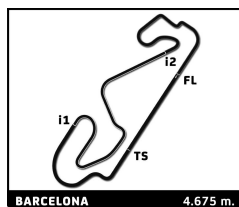
Sector Analysis

													Lap under Red Flag		Invalidated Lap		Personal Best		Session Best		B Crossing the pit lane	
Lap	D	Time	Sector 1	Sector 2	Sector 3	T. Spd	Elapsed	Lap	D	Time	Sector 1	Sector 2	Sector 3	T. Spd	Elapsed							
82	2	1:45.637	30.186	40.651	34.800	260.6	2:33:10.897	1	1	1:56.808	35.480	40.854	40.474		1:56.808							
83	2	1:46.038	30.093	40.951	34.994	260.0	2:34:56.935	2	1	3:00.185	50.315	1:14.215	55.655	190.9	4:56.993							
84	2	1:44.514	29.925	39.883	34.706	258.8	2:36:41.449	3	1	2:16.137	40.890	51.819	43.428	175.3	7:13.130							
85	2	1:44.116	29.701	39.876	34.539	260.6	2:38:25.565	4	1	2:11.015	39.141	52.774	39.100	162.8	9:24.145							
86	2	1:45.299	29.572	40.666	35.061	260.0	2:40:10.864	5	1	1:42.762	29.452	39.083	34.227	263.2	11:06.907							
87	2	1:44.351	29.468	40.141	34.742	259.4	2:41:55.215	6	1	1:41.651	29.362	38.645	33.644	265.1	12:48.558							
88	2	1:44.210	29.647	39.910	34.653	258.8	2:43:39.425	7	1	1:41.441	28.873	38.732	33.836	262.5	14:29.999							
89	2	1:47.853	30.439	41.807	35.607	260.0	2:45:27.278	8	1	1:41.723	29.045	38.942	33.736	261.9	16:11.722							
90	2	1:44.234	29.660	39.723	34.851	259.4	2:47:11.512	9	1	1:43.032	28.934	40.034	34.064	261.9	17:54.754							
91	2	1:45.178	29.756	40.613	34.809	258.8	2:48:56.690	10	1	1:43.719	30.275	39.234	34.210	261.9	19:38.473							
92	2	1:43.918	29.479	39.837	34.602	260.6	2:50:40.608	11	1	1:41.670	29.053	38.813	33.804	262.5	21:20.143							
93	2	1:45.278	29.529	39.968	35.781	260.6	2:52:25.886	12	1	1:41.471	28.784	38.858	33.829	262.5	23:01.614							
94	2	1:44.701	29.624	40.079	34.998	265.8	2:54:10.587	13	1	1:41.866	28.852	38.970	34.044	262.5	24:43.480							
95	2	1:44.266	29.526	40.137	34.603	260.0	2:55:54.853	14	1	1:42.015	29.196	38.957	33.862	262.5	26:25.495							
96	2	1:44.099	29.547	39.966	34.586	258.8	2:57:38.952	15	1	1:41.764	28.982	38.808	33.974	262.5	28:07.259							
97	2	1:46.222	29.465	40.087	36.670	258.8	2:59:25.174	16	1	1:42.016	29.066	38.969	33.981	261.3	29:49.275							
98	2	1:45.704	29.798	40.024	35.882	256.9	3:01:10.878	17	1	1:42.070	29.072	38.983	34.015	262.5	31:31.345							
99	2	1:47.532	30.231	41.571	35.730	258.1	3:02:58.410	18	1	1:42.370	29.000	39.063	34.307	263.2	33:13.715							
100	2	1:47.617	29.973	40.993	36.651	259.4	3:04:46.027	19	1	1:42.009	28.983	38.850	34.176	262.5	34:55.724							
101	2	1:46.484	30.108	40.395	35.981	260.6	3:06:32.511	20	1	1:43.836	29.279	39.929	34.628	264.5	36:39.560							
102	2	1:44.101	29.656	39.758	34.687	257.5	3:08:16.612	21	1	1:43.443	29.137	39.277	35.029	263.2	38:23.003							
103	2	1:50.210 B	29.710	40.053	40.447	257.5	3:10:06.822	22	1	1:43.210	29.265	39.223	34.722	260.6	40:06.213							
104	2	3:06.914	1:51.560	40.425	34.929	178.2	3:13:13.736	23	1	1:42.560	29.181	38.946	34.433	263.2	41:48.773							
105	2	1:44.787	29.884	40.125	34.778	258.8	3:14:58.523	24	1	1:42.654	29.291	39.120	34.243	261.9	43:31.427							
106	2	1:44.705	29.725	40.091	34.889	260.0	3:16:43.228	25	1	1:42.785	29.022	39.192	34.571	262.5	45:14.212							
107	2	1:46.376	30.491	40.688	35.197	260.0	3:18:29.604	26	1	1:42.518	29.158	39.019	34.341	264.5	46:56.730							
108	2	1:45.168	29.984	40.329	34.855	260.0	3:20:14.772	27	1	1:42.964	29.032	39.088	34.844	263.8	48:39.694							
109	2	1:45.125	29.642	40.020	35.463	258.1	3:21:59.897	28	1	1:44.087	30.231	39.364	34.492	260.6	50:23.781							
110	2	1:45.357	29.961	40.391	35.005	259.4	3:23:45.254	29	1	1:42.549	29.185	39.179	34.185	263.8	52:06.330							
111	2	1:45.020	29.765	40.296	34.959	258.8	3:25:30.274	30	1	1:45.304	30.250	40.173	34.881	267.1	53:51.634							
112	2	1:46.406	30.376	40.823	35.207	258.1	3:27:16.680	31	1	1:43.528	29.174	39.522	34.832	263.8	55:35.162							
113	2	1:45.555	29.900	40.436	35.219	259.4	3:29:02.235	32	1	1:42.622	29.178	39.098	34.346	263.8	57:17.784							
114	2	1:46.524	30.082	41.062	35.380	259.4	3:30:48.759	33	1	1:42.673	29.083	39.134	34.456	263.2	59:00.457							
115	2	1:46.118	30.147	40.520	35.451	258.1	3:32:34.877	34	1	1:43.136	29.170	39.660	34.306	263.8	1:00:43.593							
116	2	1:47.356	30.279	41.219	35.858	258.8	3:34:22.233	35	1	1:42.529	29.116	39.129	34.284	263.8	1:02:26.122							
117	2	1:46.720	30.135	40.767	35.818	259.4	3:36:08.953	36	1	1:47.220 B	29.257	39.515	38.448	264.5	1:04:13.342							
118	2	1:47.083	30.721	41.226	35.136	265.1	3:37:56.036	37	1	3:27.354	2:13.053	39.712	34.589	182.4	1:07:40.696							
119	2	1:45.731	29.959	40.674	35.098	260.0	3:39:41.767	38	1	1:43.374	29.453	39.707	34.214	262.5	1:09:24.070							
120	2	1:45.105	29.911	40.139	35.055	260.6	3:41:26.872	39	1	1:42.905	29.117	39.466	34.322	261.9	1:11:06.975							
121	2	1:46.750	30.472	40.787	35.491	260.6	3:43:13.622	40	1	1:43.778	29.152	39.335	35.291	262.5	1:12:50.753							
122	2	1:44.634	29.835	40.029	34.770	265.8	3:44:58.256	41	1	1:43.750	29.624	39.523	34.603	261.9	1:14:34.503							
123	2	1:46.664	29.873	41.341	35.450	260.0	3:46:44.920	42	1	1:47.813	29.295	43.437	35.081	264.5	1:16:22.316							
124	2	1:46.011	29.846	40.946	35.219	261.3	3:48:30.931	43	1	1:43.379	29.509	39.385	34.485	258.1	1:18:05.695							
125	2	1:45.989	29.892	40.369	35.728	260.6	3:50:16.920	44	1	1:42.704	29.277	39.200	34.227	261.9	1:19:48.399							
126	2	1:45.986	29.838	41.005	35.143	259.4	3:52:02.906	45	1	1:44.972	29.486	40.821	34.665	264.5	1:21:33.371							
127	2	1:46.235	29.742	41.455	35.038	260.0	3:53:49.141	46	1	1:42.972	29.170	39.321	34.481	267.1	1:23:16.343							
128	2	1:46.066	29.990	41.035	35.041	260.0	3:55:35.207	47	1	1:42.929	29.123	39.344	34.462	262.5	1:24:59.272							
129	2	1:47.245	29.731	42.069	35.445	260.6	3:57:22.452	48	1	1:43.011	29.175	39.358	34.478	260.6	1:26:42.283							
130	2	1:45.729	30.257	40.378	35.094	259.4	3:59:08.181	49	1	1:43.563	29.635	39.366	34.562	266.4	1:28:25.846							
131	2	1:46.453	30.004	41.306	35.143	260.0	4:00:54.634	50	1	1:44.527	29.667	40.363	34.497	261.9	1:30:10.373							
								51	1	1:43.093	29.235	39.439	34.419	261.9	1:31:53.466							
								52	1	1:43.785	29.295	39.690	34.800	260.0	1:33:37.251							
								53	1	1:44.575	29.707	39.766	35.102	260.6	1:35:21.826							

4 **DKR Engineering**
1. Laurents HÖRR
2. Alain BERG

Duqueine M30 - D08 - Nissan
LMP3



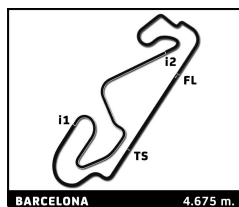


EUROPEAN LE MANS SERIES
4 Hours of Barcelona
Race

Sector Analysis

											Lap under Red Flag		Invalidated Lap		Personal Best		Session Best		B Crossing the pit lane	
Lap	D	Time	Sector 1	Sector 2	Sector 3	T. Spd	Elapsed	Lap	D	Time	Sector 1	Sector 2	Sector 3	T. Spd	Elapsed					
24	3	1:46.086	29.970	40.558	35.558	262.5	45:01.561	77	2	1:46.007	30.077	41.227	34.703	259.4	2:30:23.131					
25	3	1:45.648	29.841	40.367	35.440	264.5	46:47.209	78	2	1:44.225	30.005	39.656	34.564	256.9	2:32:07.356					
26	3	1:46.674	30.032	41.023	35.619	263.2	48:33.883	79	2	1:43.915	29.639	39.687	34.589	260.0	2:33:51.271					
27	3	1:46.099	29.962	40.582	35.555	261.3	50:19.982	80	2	1:45.970	29.973	40.600	35.397	258.1	2:35:37.241					
28	3	1:46.064	29.819	40.304	35.941	262.5	52:06.046	81	2	1:44.680	29.812	40.099	34.769	260.6	2:37:21.921					
29	3	1:49.548	31.075	41.543	36.930	265.1	53:55.594	82	2	1:45.921	30.351	40.900	34.670	260.6	2:39:07.842					
30	3	1:48.167	30.194	42.295	35.678	262.5	55:43.761	83	2	1:44.106	29.661	39.801	34.644	260.6	2:40:51.948					
31	3	1:46.096	30.085	40.409	35.602	263.8	57:29.857	84	2	1:44.914	29.656	39.916	35.342	260.0	2:42:36.862					
32	3	1:45.928	29.944	40.651	35.333	263.8	59:15.785	85	2	1:44.373	29.922	39.770	34.681	258.8	2:44:21.235					
33	3	1:47.150	30.046	40.904	36.200	265.1	1:01:02.935	86	2	1:44.233	29.613	39.755	34.865	260.0	2:46:05.468					
34	3	1:46.985	30.316	40.828	35.841	260.0	1:02:49.920	87	2	1:44.910	29.888	40.323	34.699	258.8	2:47:50.378					
35	3	1:45.671	30.114	40.320	35.237	261.3	1:04:35.591	88	2	1:43.937	29.658	39.653	34.626	260.0	2:49:34.315					
36	3	1:45.987	30.089	40.211	35.687	260.0	1:06:21.578	89	2	1:44.296	29.618	40.131	34.547	261.9	2:51:18.611					
37	3	1:51.644 B	30.174	40.954	40.516	261.3	1:08:13.222	90	2	1:44.201	29.619	39.812	34.770	260.0	2:53:02.812					
38	1	3:29.406	2:12.515	41.236	35.655	177.3	1:11:42.628	91	2	1:44.411	29.719	39.815	34.877	258.8	2:54:47.223					
39	1	1:48.676	30.505	41.114	37.057	258.8	1:13:31.304	92	2	1:44.202	29.569	39.937	34.696	259.4	2:56:31.425					
40	1	1:47.288	30.532	41.047	35.709	258.1	1:15:18.592	93	2	1:44.170	29.571	39.885	34.714	258.8	2:58:15.595					
41	1	1:48.111	31.164	41.253	35.694	258.1	1:17:06.703	94	2	1:45.319	29.825	40.660	34.834	258.8	3:00:00.914					
42	1	1:47.695	30.578	40.966	36.151	261.3	1:18:54.398	95	2	1:45.199	29.823	40.242	35.134	257.5	3:01:46.113					
43	1	1:51.672	34.374	41.444	35.854	230.0	1:20:46.070	96	2	1:45.575	29.912	40.136	35.527	260.6	3:03:31.688					
44	1	1:47.563	30.436	41.579	35.548	258.8	1:22:33.633	97	2	1:44.457	29.708	39.867	34.882	260.0	3:05:16.145					
45	1	1:47.963	30.499	41.018	36.446	259.4	1:24:21.596	98	2	1:44.821	29.862	40.073	34.886	260.0	3:07:00.966					
46	1	1:46.809	30.672	40.663	35.474	257.5	1:26:08.405	99	2	1:44.801	29.802	40.034	34.965	260.0	3:08:45.767					
47	1	1:46.097	30.229	40.305	35.563	257.5	1:27:54.502	100	2	1:45.203	29.909	40.156	35.138	257.5	3:10:30.970					
48	1	1:49.121	30.120	41.277	37.724	258.1	1:29:43.623	101	2	1:46.361	30.187	40.926	35.248	260.6	3:12:17.331					
49	1	2:03.342 B	34.798	45.319	43.225	247.4	1:31:46.965	102	2	1:49.986 B	29.978	40.621	39.387	261.3	3:14:07.317					
50	1	2:44.351	1:25.851	41.796	36.704	177.0	1:34:31.316	103	2	2:57.326	1:42.248	40.054	35.024	179.1	3:17:04.643					
51	1	1:48.310	31.089	41.259	35.962	254.5	1:36:19.626	104	2	1:44.450	29.591	40.197	34.662	257.5	3:18:49.093					
52	1	1:49.355	30.639	41.093	37.623	255.7	1:38:08.981	105	2	1:44.772	29.776	39.966	35.030	256.9	3:20:33.865					
53	1	1:47.259	30.419	41.066	35.774	256.3	1:39:56.240	106	2	1:44.847	29.821	40.362	34.664	257.5	3:22:18.712					
54	1	1:48.055	30.438	40.998	36.619	256.9	1:41:44.295	107	2	1:44.447	29.791	40.115	34.541	258.1	3:24:03.159					
55	1	1:48.330	30.599	41.443	36.288	256.9	1:43:32.625	108	2	1:44.203	29.689	39.846	34.668	258.1	3:25:47.362					
56	1	1:47.026	30.426	40.451	36.149	256.9	1:45:19.651	109	2	1:45.150	29.936	40.218	34.996	257.5	3:27:32.512					
57	1	1:49.158	30.884	42.456	35.818	257.5	1:47:08.809	110	2	1:44.512	29.829	39.919	34.764	257.5	3:29:17.024					
58	1	1:47.041	30.267	41.037	35.737	259.4	1:48:55.850	111	2	1:44.274	29.616	39.873	34.785	256.9	3:31:01.298					
59	1	1:46.619	30.156	40.427	36.036	258.8	1:50:42.469	112	2	1:45.464	29.857	40.324	35.283	258.1	3:32:46.762					
60	1	1:47.278	30.756	40.810	35.712	256.3	1:52:29.747	113	2	1:44.234	29.741	39.807	34.686	261.9	3:34:30.996					
61	1	1:46.718	30.233	40.778	35.707	259.4	1:54:16.465	114	2	1:45.164	29.746	39.830	35.588	258.1	3:36:16.160					
62	1	1:47.010	30.142	40.788	36.080	258.8	1:56:03.475	115	2	1:46.747	30.852	40.866	35.029	263.8	3:38:02.907					
63	1	1:47.259	30.125	40.915	36.219	258.8	1:57:50.734	116	2	1:45.751	30.001	40.713	35.037	260.0	3:39:48.658					
64	1	1:49.132	30.199	41.389	37.544	258.1	1:59:39.866	117	2	1:45.289	29.843	40.410	35.036	260.6	3:41:33.947					
65	1	1:52.357 B	30.254	40.859	41.244	258.8	2:01:32.223	118	2	1:48.438	29.740	42.571	36.127	261.9	3:43:22.385					
66	2	9:42.743	8:28.340	39.861	34.542	176.2	2:11:14.966	119	2	1:46.393	30.214	40.968	35.211	261.9	3:45:08.778					
67	2	1:43.741	29.698	39.810	34.233	257.5	2:12:58.707	120	2	1:45.533	30.006	40.407	35.120	261.3	3:46:54.311					
68	2	1:44.605	29.997	39.735	34.873	256.9	2:14:43.312	121	2	1:45.338	30.345	39.962	35.031	260.0	3:48:39.649					
69	2	1:44.791	29.772	40.583	34.436	260.0	2:16:28.103	122	2	1:45.292	29.712	40.413	35.167	260.6	3:50:24.941					
70	2	1:43.713	29.729	39.462	34.522	260.0	2:18:11.816								6 Nielsen Racing		Ligier JS P320 - Nissan			
71	2	1:45.938	29.790	40.612	35.536	260.0	2:19:57.754								1.Nicholas ADCOCK		3.Max KOEBOLT			
72	2	1:43.442	29.506	39.452	34.484	263.8	2:21:41.196								2.Austin MCCUSKER		LMP3			
73	2	1:43.453	29.497	39.625	34.331	260.6	2:23:24.649	1	1	2:07.994	38.533	42.629	46.832		2:07.994					
74	2	1:44.018	29.782	39.711	34.525	261.3	2:25:08.667	2	1	2:59.412	49.592	1:13.714	56.106	174.2	5:07.406					
75	2	1:44.126	29.836	39.833	34.457	259.4	2:26:52.793	3	1	2:14.976	42.765	50.708	41.503	150.1	7:22.382					
76	2	1:44.331	29.604	39.901	34.826	260.6	2:28:37.124	4	1	2:08.069	42.292	47.854	37.923	173.6	9:30.451					



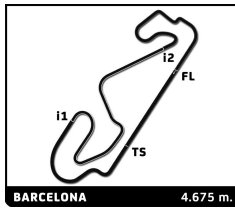


EUROPEAN LE MANS SERIES
4 Hours of Barcelona
Race

Sector Analysis

											Lap under Red Flag		Invalidated Lap		Personal Best		Session Best		B Crossing the pit lane	
Lap	D	Time	Sector 1	Sector 2	Sector 3	T. Spd	Elapsed	Lap	D	Time	Sector 1	Sector 2	Sector 3	T. Spd	Elapsed					
5	1	1:46.581	30.361	40.756	35.464	255.7	11:17.032	58	1	1:46.131	30.223	40.636	35.272	255.1	1:46:49.812					
6	1	1:45.918	30.288	40.725	34.905	258.1	13:02.950	59	1	1:46.060	30.309	40.590	35.161	253.9	1:48:35.872					
7	1	1:45.420	30.220	40.211	34.989	258.1	14:48.370	60	1	1:47.734	30.357	40.540	36.837	255.1	1:50:23.606					
8	1	1:47.071	30.587	41.560	34.924	258.8	16:35.441	61	1	1:46.652	30.832	40.527	35.293	255.1	1:52:10.258					
9	1	1:45.958	30.493	40.454	35.011	258.8	18:21.399	62	1	1:46.214	30.360	40.571	35.283	254.5	1:53:56.472					
10	1	1:45.081	30.059	40.223	34.799	257.5	20:06.480	63	1	1:45.981	29.960	40.528	35.493	257.5	1:55:42.453					
11	1	1:44.960	29.951	40.143	34.866	257.5	21:51.440	64	1	1:52.998B	30.220	40.699	42.079	255.7	1:57:35.451					
12	1	1:45.283	30.103	40.251	34.929	257.5	23:36.723	65	3	3:27.712	2:12.477	40.803	34.432	177.6	2:01:03.163					
13	1	1:44.952	29.965	40.288	34.699	258.1	25:21.675	66	3	1:43.227	29.625	39.389	34.213	254.5	2:02:46.390					
14	1	1:45.439	30.180	40.263	34.996	258.8	27:07.114	67	3	1:42.905	29.451	39.208	34.246	255.7	2:04:29.295					
15	1	1:48.798	31.192	40.816	36.790	262.5	28:55.912	68	3	1:43.223	29.700	39.333	34.190	258.1	2:06:12.518					
16	1	1:47.121	30.312	41.044	35.765	258.8	30:43.033	69	3	1:43.565	29.621	39.596	34.348	258.1	2:07:56.083					
17	1	1:45.540	30.271	40.289	34.980	262.5	32:28.573	70	3	1:46.527	30.054	41.027	35.446	259.4	2:09:42.610					
18	1	1:46.538	30.113	40.833	35.592	260.0	34:15.111	71	3	1:45.637	29.705	40.535	35.397	256.9	2:11:28.247					
19	1	1:45.926	30.052	40.292	35.582	256.3	36:01.037	72	3	1:43.889	29.737	39.666	34.486	262.5	2:13:12.136					
20	1	1:45.458	30.207	40.292	34.959	258.1	37:46.495	73	3	1:44.201	29.613	39.380	35.208	256.9	2:14:56.337					
21	1	1:45.874	29.980	40.427	35.467	257.5	39:32.369	74	3	1:43.682	29.675	39.607	34.400	257.5	2:16:40.019					
22	1	1:45.983	30.152	40.065	35.766	256.9	41:18.352	75	3	1:43.348	29.471	39.395	34.482	256.9	2:18:23.367					
23	1	1:44.923	30.043	40.071	34.809	256.9	43:03.275	76	3	1:44.933	29.569	39.441	35.923	258.1	2:20:08.300					
24	1	1:45.849	30.092	40.567	35.190	256.9	44:49.124	77	3	1:43.715	29.877	39.428	34.410	260.0	2:21:52.015					
25	1	1:45.213	30.065	40.036	35.112	258.8	46:34.337	78	3	1:43.450	29.666	39.398	34.386	257.5	2:23:35.465					
26	1	1:46.559	30.146	40.574	35.839	258.1	48:20.896	79	3	1:44.125	29.922	39.584	34.619	257.5	2:25:19.590					
27	1	1:45.719	30.228	40.201	35.290	256.3	50:06.615	80	3	1:44.020	29.609	39.845	34.566	255.1	2:27:03.610					
28	1	1:45.487	30.194	40.256	35.037	256.9	51:52.102	81	3	1:44.117	29.678	39.905	34.534	256.9	2:28:47.727					
29	1	1:46.334	30.273	40.813	35.248	258.1	53:38.436	82	3	1:46.465	29.629	41.441	35.395	259.4	2:30:34.192					
30	1	1:45.344	30.040	40.310	34.994	257.5	55:23.780	83	3	1:44.244	29.665	39.697	34.882	256.9	2:32:18.436					
31	1	1:45.263	30.011	40.344	34.908	259.4	57:09.043	84	3	1:45.626	29.759	40.895	34.972	256.9	2:34:04.062					
32	1	1:51.524B	30.169	40.563	40.792	257.5	59:00.567	85	3	1:43.914	29.697	39.485	34.732	257.5	2:35:47.976					
33	1	3:06.717	1:49.838	41.000	35.879	177.6	1:02:07.284	86	3	1:44.332	29.686	39.735	34.911	258.8	2:37:32.308					
34	1	1:47.734	31.000	41.085	35.649	258.1	1:03:55.018	87	3	1:45.611	30.798	40.094	34.719	260.0	2:39:17.919					
35	1	1:46.678	30.558	40.889	35.231	257.5	1:05:41.696	88	3	1:44.105	29.848	39.702	34.555	256.9	2:41:02.024					
36	1	1:45.918	30.415	40.436	35.067	255.7	1:07:27.614	89	3	1:44.609	29.703	39.817	35.089	257.5	2:42:46.633					
37	1	1:46.596	30.502	40.314	35.780	255.1	1:09:14.210	90	3	1:44.904	29.777	39.763	35.364	256.9	2:44:31.537					
38	1	1:46.682	30.146	40.588	35.948	257.5	1:11:00.892	91	3	1:46.568	30.505	40.461	35.602	259.4	2:46:18.105					
39	1	1:46.413	30.598	40.514	35.301	259.4	1:12:47.305	92	3	1:45.013	30.297	39.965	34.751	261.9	2:48:03.118					
40	1	1:45.680	30.225	40.200	35.255	255.1	1:14:32.985	93	3	1:43.808	29.577	39.589	34.642	256.3	2:49:46.926					
41	1	2:05.390	30.296	57.911	37.183	256.3	1:16:38.375	94	3	1:43.803	29.582	39.692	34.529	259.4	2:51:30.729					
42	1	1:46.652	30.658	40.684	35.310	253.9	1:18:25.027	95	3	1:43.577	29.445	39.555	34.577	256.9	2:53:14.306					
43	1	1:46.700	30.463	40.767	35.470	255.7	1:20:11.727	96	3	1:43.884	29.501	39.665	34.718	256.3	2:54:58.190					
44	1	1:47.752	30.467	41.478	35.807	256.9	1:21:59.479	97	3	1:44.691	29.632	39.906	35.153	256.3	2:56:42.881					
45	1	1:47.323	30.773	41.140	35.410	257.5	1:23:46.802	98	3	1:48.243B	29.963	40.148	38.132	256.3	2:58:31.124					
46	1	1:46.079	30.383	40.425	35.271	256.3	1:25:32.881	99	2	3:30.215	2:13.867	40.734	35.614	176.7	3:02:01.339					
47	1	1:46.699	30.422	41.077	35.200	253.3	1:27:19.580	100	2	1:45.834	30.334	40.465	35.035	255.1	3:03:47.173					
48	1	1:46.038	30.371	40.391	35.276	254.5	1:29:05.618	101	2	1:45.611	30.012	40.533	35.066	254.5	3:05:32.784					
49	1	1:45.638	29.938	40.389	35.311	256.3	1:30:51.256	102	2	1:46.299	29.998	40.832	35.469	253.9	3:07:19.083					
50	1	1:45.893	30.182	40.403	35.308	256.3	1:32:37.149	103	2	1:45.504	29.981	40.477	35.046	255.7	3:09:04.587					
51	1	1:47.005	30.649	40.813	35.543	256.3	1:34:24.154	104	2	1:46.038	30.049	40.739	35.250	255.7	3:10:50.625					
52	1	1:47.132	30.681	40.612	35.839	255.7	1:36:11.286	105	2	1:44.874	29.770	40.083	35.021	254.5	3:12:35.499					
53	1	1:46.215	30.379	40.713	35.123	256.3	1:37:57.501	106	2	1:47.010	29.730	41.174	36.106	254.5	3:14:22.509					
54	1	1:46.440	30.127	40.914	35.399	255.1	1:39:43.941	107	2	1:45.725	29.933	40.488	35.304	256.9	3:16:08.234					
55	1	1:45.924	30.194	40.543	35.187	255.1	1:41:29.865	108	2	1:45.605	30.006	40.538	35.061	255.7	3:17:53.839					
56	1	1:46.570	30.156	40.626	35.788	256.9	1:43:16.435	109	2	1:45.666	30.045	40.488	35.133	254.5	3:19:39.505					
57	1	1:47.246	30.778	41.079	35.389	255.1	1:45:03.681	110	2	1:45.424	30.130	40.354	34.940	256.3	3:21:24.929					





EUROPEAN LE MANS SERIES
4 Hours of Barcelona
Race

Sector Analysis

Lap under Red Flag Invalidated Lap Personal Best Session Best B Crossing the pit lane

Lap	D	Time	Sector 1	Sector 2	Sector 3	T. Spd	Elapsed	Lap	D	Time	Sector 1	Sector 2	Sector 3	T. Spd	Elapsed
111	2	1:44.726	29.807	40.033	34.886	255.1	3:23:09.655	28	1	1:47.283	30.108	40.423	36.752	256.9	52:05.128
112	2	1:45.476	29.889	40.325	35.262	255.1	3:24:55.131	29	1	1:48.263	30.546	42.018	35.699	258.1	53:53.391
113	2	1:48.236	30.152	40.530	37.554	255.1	3:26:43.367	30	1	1:46.506	30.498	41.086	34.922	257.5	55:39.897
114	2	1:49.289	30.915	41.328	37.046	253.3	3:28:32.656	31	1	1:46.897	30.146	40.633	36.118	255.1	57:26.794
115	2	1:45.764	30.301	40.379	35.084	253.3	3:30:18.420	32	1	1:45.940	30.210	40.237	35.493	255.1	59:12.734
116	2	1:46.424	30.032	40.517	35.875	253.9	3:32:04.844	33	1	1:51.968 B	30.150	40.751	41.067	255.1	1:01:04.702
117	2	1:45.953	30.282	40.421	35.250	255.1	3:33:50.797	34	1	5:12.699	3:56.641	40.929	35.129	175.9	1:06:17.401
118	2	1:45.727	29.920	40.289	35.518	254.5	3:35:36.524	35	1	1:46.688	30.196	41.013	35.479	253.9	1:08:04.089
119	2	1:46.465	30.448	40.812	35.205	256.3	3:37:22.989	36	1	1:46.408	30.157	40.726	35.525	257.5	1:09:50.497
120	2	1:46.343	30.363	40.571	35.409	258.8	3:39:09.332	37	1	1:48.684	30.183	41.381	37.120	256.9	1:11:39.181
121	2	1:45.815	30.301	40.582	34.932	257.5	3:40:55.147	38	1	1:47.540	30.556	41.069	35.915	261.3	1:13:26.721
122	2	1:45.788	29.739	40.969	35.080	255.7	3:42:40.935	39	1	1:46.529	30.066	40.811	35.652	255.7	1:15:13.250
123	2	1:45.519	29.882	40.403	35.234	256.3	3:44:26.454	40	1	1:46.617	30.218	41.024	35.375	256.3	1:16:59.867
124	2	1:45.259	29.974	40.252	35.033	257.5	3:46:11.713	41	1	1:46.895	30.328	40.978	35.589	258.8	1:18:46.762
125	2	1:45.058	29.721	40.243	35.094	255.7	3:47:56.771	42	1	1:46.670	30.464	40.725	35.481	258.1	1:20:33.432
126	2	1:44.873	29.706	40.187	34.980	255.7	3:49:41.644	43	1	1:46.761	30.478	40.827	35.456	258.1	1:22:20.193
127	2	1:45.453	29.841	40.428	35.184	257.5	3:51:27.097	44	1	1:46.665	30.193	40.992	35.480	258.8	1:24:06.858
128	2	1:46.557	29.836	41.198	35.523	255.7	3:53:13.654	45	1	1:46.979	30.110	40.993	35.876	256.3	1:25:53.837
129	2	1:45.736	29.933	40.751	35.052	256.3	3:54:59.390	46	1	1:47.583	30.869	41.149	35.565	255.7	1:27:41.420
130	2	1:46.386	29.750	41.390	35.246	257.5	3:56:45.776	47	1	1:46.649	30.190	40.792	35.667	258.1	1:29:28.069
131	2	1:45.831	30.050	40.490	35.291	256.9	3:58:31.607	48	1	1:49.700	31.390	42.073	36.237	258.8	1:31:17.769
132	2	1:45.331	29.999	39.924	35.408	254.5	4:00:16.938	49	1	1:46.861	30.134	40.587	36.140	256.3	1:33:04.630
133	2	1:46.373	30.238	40.721	35.414	258.8	4:02:03.311	50	1	1:46.817	30.140	41.032	35.645	258.8	1:34:51.447
7 Nielsen Racing 1. Anthony WELLS 2. Colin NOBLE								Ligier JS P320 - Nissan LMP3							
								1	1	2:07.417	38.015	42.460	46.942	2:07.417	51
2	1	2:59.226	49.514	1:13.716	55.996	188.2	5:06.643	52	1	1:51.577	31.930	42.059	37.588	255.7	1:38:29.696
3	1	2:15.151	42.682	51.045	41.424	166.1	7:21.794	53	1	1:48.199	30.664	41.464	36.071	256.3	1:40:17.895
4	1	2:07.967	41.925	48.352	37.690	181.8	9:29.761	54	1	1:48.092	30.593	41.597	35.902	258.1	1:42:05.987
5	1	1:46.578	30.107	40.693	35.778	256.3	11:16.339	55	1	1:46.780	30.287	40.898	35.595	256.3	1:43:52.767
6	1	1:45.503	30.235	40.376	34.892	258.1	13:01.842	56	1	1:46.065	30.175	40.463	35.427	255.7	1:45:38.832
7	1	1:45.996	30.032	40.298	35.666	255.7	14:47.838	57	1	1:47.384	30.249	41.226	35.909	258.1	1:47:26.216
8	1	1:46.447	30.318	41.350	34.779	255.7	16:34.285	58	1	1:47.269	30.260	41.155	35.854	256.9	1:49:13.485
9	1	1:44.728	29.961	40.092	34.675	253.9	18:19.013	59	1	1:50.064	30.365	41.970	37.729	256.3	1:51:03.549
10	1	1:45.187	30.349	40.084	34.754	256.3	20:04.200	60	1	1:48.713	30.569	41.484	36.660	256.3	1:52:52.262
11	1	1:45.661	30.146	40.195	35.320	256.3	21:49.861	61	1	1:53.342 B	30.434	41.159	41.749	258.1	1:54:45.604
12	1	1:45.178	29.877	40.299	35.002	255.7	23:35.039	62	2	3:27.441	2:11.872	41.156	34.413	179.1	1:58:13.045
13	1	1:45.222	29.955	40.297	34.970	255.1	25:20.261	63	2	1:44.632	29.621	40.384	34.627	258.1	1:59:57.677
14	1	1:46.497	30.115	40.705	35.677	255.7	27:06.758	64	2	1:44.763	29.943	40.465	34.355	261.3	2:01:42.440
15	1	1:47.979	30.405	41.137	36.437	253.3	28:54.737	65	2	1:45.172	29.522	40.294	35.356	258.8	2:03:27.612
16	1	1:48.049	30.826	41.314	35.909	255.7	30:42.786	66	2	1:42.928	29.604	39.186	34.138	256.9	2:05:10.540
17	1	1:47.592	31.087	40.767	35.738	256.3	32:30.378	67	2	1:45.008	29.885	40.354	34.769	258.1	2:06:55.548
18	1	1:47.212	30.826	40.622	35.764	256.3	34:17.590	68	2	1:43.726	29.719	39.904	34.103	259.4	2:08:39.274
19	1	1:46.413	30.430	40.756	35.227	259.4	36:04.003	69	2	1:44.237	29.614	39.797	34.826	261.9	2:10:23.511
20	1	1:46.703	30.283	41.108	35.312	256.3	37:50.706	70	2	1:44.539	30.283	39.699	34.557	261.9	2:12:08.050
21	1	1:46.280	30.270	40.682	35.328	254.5	39:36.986	71	2	1:45.582	29.900	40.735	34.947	260.0	2:13:53.632
22	1	1:47.825	30.110	40.753	36.962	255.1	41:24.811	72	2	1:43.142	29.230	39.665	34.247	261.9	2:15:36.774
23	1	1:46.960	30.790	40.680	35.490	257.5	43:11.771	73	2	1:43.057	29.248	39.558	34.251	259.4	2:17:19.831
24	1	1:46.679	30.402	40.816	35.461	256.9	44:58.450	74	2	1:42.900	29.419	39.286	34.195	259.4	2:19:02.731
25	1	1:46.201	30.217	40.624	35.360	257.5	46:44.651	75	2	1:44.200	29.288	39.503	35.409	258.1	2:20:46.931
26	1	1:47.006	30.301	40.572	36.133	256.3	48:31.657	76	2	1:45.518	30.008	40.894	34.616	262.5	2:22:32.449
27	1	1:46.188	30.313	40.262	35.613	254.5	50:17.845	77	2	1:43.166	29.349	39.411	34.406	258.8	2:24:15.615
								78	2	1:43.141	29.369	39.400	34.372	260.0	2:25:58.756
								79	2	1:45.131	29.824	39.927	35.380	258.1	2:27:43.887
								80	2	1:45.548	30.941	39.783	34.824	263.8	2:29:29.435



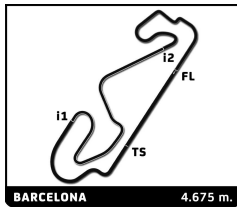


EUROPEAN LE MANS SERIES
4 Hours of Barcelona
Race

Sector Analysis

Lap under Red Flag Invalidated Lap ■ Personal Best ■ Session Best **B** Crossing the pit lane

Lap	D	Time	Sector 1	Sector 2	Sector 3	T. Spd	Elapsed	Lap	D	Time	Sector 1	Sector 2	Sector 3	T. Spd	Elapsed	Driver	Car
81	2	1:48.106	30.694	42.245	35.167	260.0	2:31:17.541										
82	2	1:44.562	29.613	39.809	35.140	259.4	2:33:02.103										
83	2	1:43.328	29.464	39.405	34.459	260.6	2:34:45.431										
84	2	1:43.736	29.456	39.618	34.662	258.1	2:36:29.167										
85	2	1:44.352	29.497	39.835	35.020	261.3	2:38:13.519										
86	2	1:44.233	29.502	40.105	34.626	260.6	2:39:57.752										
87	2	1:44.269	29.411	39.547	35.311	258.8	2:41:42.021										
88	2	1:44.384	29.551	39.527	35.306	258.8	2:43:26.405										
89	2	1:44.572	29.488	39.869	35.215	259.4	2:45:10.977										
90	2	1:44.388	29.609	39.727	35.052	260.0	2:46:55.365										
91	2	1:44.918	29.672	40.601	34.645	259.4	2:48:40.283										
92	2	1:44.528	29.473	40.358	34.697	259.4	2:50:24.811										
93	2	1:48.151	29.790	42.101	36.260	261.9	2:52:12.962										
94	2	1:48.927	32.237	41.131	35.559	263.2	2:54:01.889										
95	2	1:44.735	30.023	40.207	34.505	259.4	2:55:46.624										
96	2	1:43.393	29.261	39.811	34.321	258.1	2:57:30.017										
97	2	1:43.407	29.130	39.690	34.587	257.5	2:59:13.424										
98	2	1:49.577	B 29.666	40.068	39.843	256.3	3:01:03.001										
99	2	2:46.263	1:31.537	39.996	34.730	178.5	3:03:49.264										
100	2	1:45.442	29.737	40.694	35.011	256.3	3:05:34.706										
101	2	1:45.684	30.096	40.433	35.155	256.9	3:07:20.390										
102	2	1:44.850	29.858	40.125	34.867	256.9	3:09:05.240										
103	2	1:45.985	29.923	40.460	35.602	256.3	3:10:51.225										
104	2	1:44.964	29.773	40.214	34.977	257.5	3:12:36.189										
105	2	1:45.350	29.856	40.562	34.932	256.9	3:14:21.539										
106	2	1:44.322	29.796	39.894	34.632	259.4	3:16:05.861										
107	2	1:44.287	29.668	39.953	34.666	256.9	3:17:50.148										
108	2	1:45.697	30.157	40.124	35.416	254.5	3:19:35.845										
109	2	1:44.167	29.655	39.717	34.795	257.5	3:21:20.012										
110	2	1:45.369	29.943	40.112	35.314	258.1	3:23:05.381										
111	2	1:47.827	30.366	41.314	36.147	258.8	3:24:53.208										
112	2	1:44.951	29.942	40.016	34.993	255.1	3:26:38.159										
113	2	1:45.801	30.311	40.266	35.224	255.1	3:28:23.960										
114	2	1:44.822	29.980	40.057	34.785	258.8	3:30:08.782										
115	2	1:46.395	30.069	41.046	35.280	256.3	3:31:55.177										
116	2	1:45.318	29.970	40.368	34.980	254.5	3:33:40.495										
117	2	1:46.413	30.278	40.714	35.421	254.5	3:35:26.908										
118	2	1:44.904	29.963	40.072	34.869	258.8	3:37:11.812										
119	2	1:44.705	29.888	40.074	34.743	257.5	3:38:56.517										
120	2	1:47.416	30.022	41.987	35.407	256.9	3:40:43.933										
121	2	1:44.820	29.780	40.166	34.874	257.5	3:42:28.753										
122	2	1:44.403	29.701	40.012	34.690	257.5	3:44:13.156										
123	2	1:44.483	29.698	40.167	34.618	258.8	3:45:57.639										
124	2	1:43.867	29.688	39.771	34.408	258.1	3:47:41.506										
125	2	1:44.831	29.725	40.228	34.878	259.4	3:49:26.337										
126	2	1:45.194	29.584	40.219	35.391	259.4	3:51:11.531										
127	2	1:44.844	29.941	40.042	34.861	261.3	3:52:56.375										
128	2	1:45.635	29.738	40.540	35.357	258.1	3:54:42.010										
129	2	1:46.457	30.018	40.696	35.743	260.0	3:56:28.467										
130	2	1:47.227	30.195	40.970	36.062	258.1	3:58:15.694										
131	2	1:44.243	29.774	39.997	34.472	256.9	3:59:59.937										
132	2	1:46.323	29.778	40.827	35.718	258.1	4:01:46.260										
								8		Graff						Ligier JS P320 - Nissan LMP3	
										1. Eric TROUILLET			3. David DROUX				
										2. Sébastien PAGE							
								1	1	2:00.458	36.232	41.631	42.595				2:00.458
								2	1	3:00.363	50.160	1:13.772	56.431	184.0			5:00.821
								3	1	2:15.054	39.894	52.615	42.545	188.2			7:15.875
								4	1	2:10.180	39.964	51.362	38.854	145.7			9:26.055
								5	1	1:47.842	30.754	41.203	35.885	263.2			11:13.897
								6	1	1:44.837	29.910	40.299	34.628	263.2			12:58.734
								7	1	1:46.012	29.855	40.374	35.783	263.2			14:44.746
								8	1	1:45.617	29.641	41.123	34.853	263.2			16:30.363
								9	1	1:45.179	29.973	40.312	34.894	260.6			18:15.542
								10	1	1:46.132	30.127	40.690	35.315	260.6			20:01.674
								11	1	1:46.163	30.040	40.995	35.128	260.0			21:47.837
								12	1	1:45.491	29.960	40.580	34.951	260.0			23:33.328
								13	1	1:45.322	29.879	40.409	35.034	260.0			25:18.650
								14	1	1:46.709	30.016	40.649	36.044	260.6			27:05.359
								15	1	1:46.865	30.311	41.281	35.273	260.0			28:52.224
								16	1	1:47.891	30.231	41.754	35.906	260.6			30:40.115
								17	1	1:46.888	30.236	41.367	35.285	261.9			32:27.003
								18	1	1:48.756	30.015	41.096	37.645	261.9			34:15.759
								19	1	1:47.472	30.158	41.650	35.664	261.3			36:03.231
								20	1	1:46.627	30.153	40.974	35.500	262.5			37:49.858
								21	1	1:46.070	30.120	40.621	35.329	261.3			39:35.928
								22	1	1:46.063	30.225	40.544	35.294	260.6			41:21.991
								23	1	1:46.892	30.027	41.212	35.653	260.6			43:08.883
								24	1	1:46.119	29.911	40.758	35.450	262.5			44:55.002
								25	1	1:47.224	30.593	40.683	35.948	261.9			46:42.226
								26	1	1:46.134	30.270	40.508	35.356	261.9			48:28.360
								27	1	1:47.337	30.199	41.546	35.592	260.0			50:15.697
								28	1	1:55.726	30.263	40.901	44.562	261.3			52:11.423
								29	1	1:48.258	30.946	41.663	35.649	261.9			53:59.681
								30	1	1:47.427	30.355	41.177	35.895	263.2			55:47.108
								31	1	1:46.554	30.035	41.155	35.364	264.5			57:33.662
								32	1	1:47.311	30.014	41.648	35.649	263.2			59:20.973
								33	1	1:47.051	30.232	41.174	35.645	264.5			1:01:08.024
								34	1	1:46.847	30.205	41.094	35.548	263.8			1:02:54.871
								35	1	1:47.497	30.208	41.242	36.047	263.2			1:04:42.368
								36	1	1:49.408	31.286	41.912	36.210	262.5			1:06:31.776
								37	1	1:53.864	B 30.432	41.576	41.856	262.5			1:08:25.640
				</													

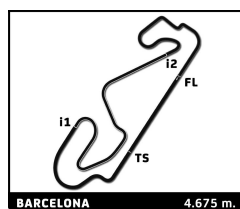


EUROPEAN LE MANS SERIES
4 Hours of Barcelona
Race

Sector Analysis

		Lap under Red Flag						Invalidated Lap		Personal Best		Session Best		B Crossing the pit lane		
Lap	D	Time	Sector 1	Sector 2	Sector 3	T. Spd	Elapsed	Lap	D	Time	Sector 1	Sector 2	Sector 3	T. Spd	Elapsed	
51	2	1:46.319	30.298	40.615	35.406	258.8	1:35:10.927	104	3	1:44.355	29.862	39.908	34.585	261.9	3:20:40.930	
52	2	1:46.178	30.309	40.460	35.409	259.4	1:36:57.105	105	3	1:44.361	29.565	40.153	34.643	260.6	3:22:25.291	
53	2	1:47.680	30.125	40.690	36.865	258.1	1:38:44.785	106	3	1:44.475	29.594	40.063	34.818	261.3	3:24:09.766	
54	2	1:47.989	30.812	41.025	36.152	253.9	1:40:32.774	107	3	1:43.948	29.595	39.785	34.568	263.2	3:25:53.714	
55	2	1:58.397	30.144	51.800	36.453	260.0	1:42:31.171	108	3	1:48.580	29.479	39.835	39.266	261.3	3:27:42.294	
56	2	1:48.249	30.360	41.764	36.125	256.3	1:44:19.420	109	3	2:32.433	1:17.079	40.546	34.808	180.0	3:30:14.727	
57	2	1:47.165	30.386	41.191	35.588	258.8	1:46:06.585	110	3	1:45.248	30.033	40.390	34.825	257.5	3:31:59.975	
58	2	1:48.136	30.269	41.686	36.181	259.4	1:47:54.721	111	3	1:46.506	30.010	40.916	35.580	259.4	3:33:46.481	
59	2	1:46.691	30.337	40.895	35.459	258.8	1:49:41.412	112	3	1:45.560	30.062	40.548	34.950	259.4	3:35:32.041	
60	2	1:46.229	30.198	40.613	35.418	259.4	1:51:27.641	113	3	1:45.855	30.436	40.532	34.887	261.9	3:37:17.896	
61	2	1:45.984	30.103	40.736	35.145	259.4	1:53:13.625	114	3	1:45.904	30.396	40.432	35.076	261.9	3:39:03.800	
62	2	1:48.061	30.061	42.232	35.768	259.4	1:55:01.686	115	3	1:45.169	29.868	40.461	34.840	260.0	3:40:48.969	
63	2	1:47.008	30.745	40.923	35.340	260.6	1:56:48.694	116	3	1:44.870	29.763	40.293	34.814	260.6	3:42:33.839	
64	2	1:46.169	30.220	40.656	35.293	258.8	1:58:34.863	117	3	1:44.799	29.715	40.369	34.715	260.6	3:44:18.638	
65	2	1:46.350	30.042	40.789	35.519	259.4	2:00:21.213	118	3	1:45.145	29.807	40.400	34.938	261.9	3:46:03.783	
66	2	1:47.180	30.065	41.244	35.871	259.4	2:02:08.393	119	3	1:45.228	29.890	40.499	34.839	260.6	3:47:49.011	
67	2	1:46.541	30.182	40.677	35.682	260.6	2:03:54.934	120	3	1:45.602	29.785	40.770	35.047	261.9	3:49:34.613	
68	2	1:47.647	30.122	41.477	36.048	258.8	2:05:42.581	121	3	1:45.619	29.816	40.505	35.298	260.6	3:51:20.232	
69	2	1:48.743	30.320	41.913	36.510	259.4	2:07:31.324	122	3	1:46.096	30.149	40.892	35.055	260.0	3:53:06.328	
70	2	1:48.817	31.018	41.955	35.844	259.4	2:09:20.141	123	3	1:46.146	30.073	40.873	35.200	259.4	3:54:52.474	
71	2	1:48.047	30.518	41.263	36.266	260.0	2:11:08.188	124	3	1:45.691	29.902	40.567	35.222	260.6	3:56:38.165	
72	2	1:47.421	30.166	41.459	35.796	261.3	2:12:55.609	125	3	1:46.241	29.856	40.633	35.752	260.6	3:58:24.406	
73	2	1:54.388	B	30.353	41.200	42.835	260.6	2:14:49.997	126	3	1:46.858	30.126	40.821	35.911	261.3	4:00:11.264
74	3	13:15.918	...	40.727	34.551	177.6	2:28:05.915	127	3	1:45.462	30.373	40.249	34.840	263.8	4:01:56.726	
75	3	1:46.017	30.438	40.689	34.890	261.9	2:29:51.932	9 Graff 1. Matthias KAISER 2. Rory PENTTINEN Ligier JS P320 - Nissan LMP3								
76	3	1:44.551	29.904	40.202	34.445	260.0	2:31:36.483									
77	3	1:44.751	30.105	40.322	34.324	260.0	2:33:21.234	1	2	2:02.450	36.841	41.738	43.871		2:02.450	
78	3	1:44.825	29.574	40.276	34.975	261.3	2:35:06.059	2	2	3:00.418	50.422	1:13.020	56.976	212.3	5:02.868	
79	3	1:47.252	30.912	41.359	34.981	265.1	2:36:53.311	3	2	2:14.565	39.837	52.867	41.861	187.5	7:17.433	
80	3	1:46.952	30.062	40.844	36.046	260.0	2:38:40.263	4	2	2:09.407	41.786	49.195	38.426	212.3	9:26.840	
81	3	1:44.601	30.016	40.065	34.520	256.3	2:40:24.864	5	2	1:46.370	30.318	40.971	35.081	261.3	11:13.210	
82	3	1:44.440	29.712	40.176	34.552	260.6	2:42:09.304	6	2	1:43.841	29.787	39.519	34.535	260.0	12:57.051	
83	3	1:46.705	29.947	40.810	35.948	261.3	2:43:56.009	7	2	1:44.139	29.809	39.623	34.707	260.0	14:41.190	
84	3	1:46.794	30.232	41.281	35.281	259.4	2:45:42.803	8	2	1:45.385	29.982	40.387	35.016	261.9	16:26.575	
85	3	1:44.882	30.162	40.052	34.668	261.3	2:47:27.685	9	2	1:44.008	29.628	39.637	34.743	261.3	18:10.583	
86	3	1:44.773	29.584	40.240	34.949	260.0	2:49:12.458	10	2	1:44.037	29.809	39.778	34.450	261.9	19:54.620	
87	3	1:44.205	29.603	39.989	34.613	267.1	2:50:56.663	11	2	1:44.419	29.775	39.988	34.656	261.9	21:39.039	
88	3	1:44.551	29.617	40.198	34.736	262.5	2:52:41.214	12	2	1:45.486	30.159	40.101	35.226	265.1	23:24.525	
89	3	1:44.347	29.567	40.145	34.635	260.6	2:54:25.561	13	2	1:46.225	29.875	40.870	35.480	263.2	25:10.750	
90	3	1:45.389	30.554	40.190	34.645	261.3	2:56:10.950	14	2	1:46.934	29.774	39.956	37.204	261.9	26:57.684	
91	3	1:45.398	29.576	40.280	35.542	261.3	2:57:56.348	15	2	1:46.402	29.944	40.109	36.349	261.3	28:44.086	
92	3	1:45.536	29.703	40.758	35.075	260.0	2:59:41.884	16	2	1:44.722	29.766	39.974	34.982	262.5	30:28.808	
93	3	1:44.603	29.700	40.321	34.582	260.6	3:01:26.487	17	2	1:45.415	29.665	40.455	35.295	263.8	32:14.223	
94	3	1:44.058	29.553	39.966	34.539	263.2	3:03:10.545	18	2	1:48.925	30.368	42.324	36.233	263.8	34:03.148	
95	3	1:43.855	29.657	39.705	34.493	260.0	3:04:54.400	19	2	1:46.100	30.035	41.113	34.952	264.5	35:49.248	
96	3	1:44.220	29.645	40.036	34.539	261.3	3:06:38.620	20	2	1:45.514	30.027	40.148	35.339	263.8	37:34.762	
97	3	1:44.772	29.719	40.152	34.901	260.6	3:08:23.392	21	2	1:44.864	29.876	40.107	34.881	262.5	39:19.626	
98	3	1:46.924	30.003	40.520	36.401	260.0	3:10:10.316	22	2	1:45.489	29.999	40.689	34.801	261.9	41:05.115	
99	3	1:48.999	31.346	41.891	35.762	259.4	3:11:59.315	23	2	1:45.256	29.899	40.070	35.287	261.9	42:50.371	
100	3	1:44.310	29.655	39.965	34.690	261.3	3:13:43.625	24	2	1:44.739	29.904	40.037	34.798	261.9	44:35.110	
101	3	1:43.938	29.444	39.908	34.586	261.3	3:15:27.563	25	2	1:44.370	29.876	39.867	34.627	261.9	46:19.480	
102	3	1:44.276	29.721	40.047	34.508	261.3	3:17:11.839	26	2	1:44.045	29.844	39.691	34.510	261.3	48:03.525	
103	3	1:44.736	29.886	39.963	34.887	261.3	3:18:56.575									



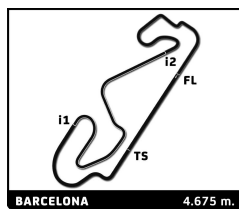


EUROPEAN LE MANS SERIES
4 Hours of Barcelona
Race

Sector Analysis

														Lap under Red Flag	Invalidated Lap	Personal Best	Session Best	B Crossing the pit lane	
Lap	D	Time	Sector 1	Sector 2	Sector 3	T. Spd	Elapsed	Lap	D	Time	Sector 1	Sector 2	Sector 3	T. Spd	Elapsed				
27	2	1:45.058	29.890	39.807	35.361	261.3	49:48.583	80	1	1:44.422	29.691	40.038	34.693	262.5	2:51:36.856				
28	2	1:45.215	29.820	40.519	34.876	261.9	51:33.798	81	1	1:45.360	29.756	40.062	35.542	261.9	2:53:22.216				
29	2	1:44.622	29.661	39.780	35.181	263.2	53:18.420	82	1	1:45.595	29.830	40.230	35.535	261.9	2:55:07.811				
30	2	1:46.284	30.414	40.780	35.090	263.8	55:04.704	83	1	1:46.197	30.295	40.815	35.087	260.6	2:56:54.008				
31	2	1:45.159	30.504	39.996	34.659	266.4	56:49.863	84	1	1:46.110	30.211	40.670	35.229	260.0	2:58:40.118				
32	2	1:45.374	29.757	39.985	35.632	263.2	58:35.237	85	1	1:45.896	29.858	40.814	35.224	259.4	3:00:26.014				
33	2	1:46.222	30.832	40.605	34.785	266.4	1:00:21.459	86	1	1:44.823	29.854	40.114	34.855	256.9	3:02:10.837				
34	2	1:46.149	29.765	40.353	36.031	263.8	1:02:07.608	87	1	1:45.313	29.934	40.548	34.831	260.6	3:03:56.150				
35	2	1:46.030	30.239	40.517	35.274	267.1	1:03:53.638	88	1	1:45.833	29.958	40.244	35.631	260.0	3:05:41.983				
36	2	1:49.184 B	29.751	39.861	39.572	261.3	1:05:42.822	89	1	1:45.097	30.040	40.113	34.944	258.8	3:07:27.080				
37	2	28:38.705	...	40.273	34.646	175.3	1:34:21.527	90	1	1:45.086	29.877	40.273	34.936	258.8	3:09:12.166				
38	2	1:45.907	31.096	40.225	34.586	260.6	1:36:07.434	91	1	1:45.308	29.895	40.245	35.168	258.8	3:10:57.474				
39	2	1:43.683	29.891	39.652	34.140	255.7	1:37:51.117	92	1	1:46.748	30.183	41.109	35.456	260.6	3:12:44.222				
40	2	1:43.511	29.676	39.482	34.353	256.3	1:39:34.628	93	1	1:45.261	30.054	40.132	35.075	259.4	3:14:29.483				
41	2	1:43.431	29.743	39.491	34.197	258.1	1:41:18.059	94	1	1:45.264	30.019	40.332	34.913	262.5	3:16:14.747				
42	2	1:43.894	29.704	39.523	34.667	260.0	1:43:01.953	95	1	1:46.663	29.995	40.518	36.150	259.4	3:18:01.410				
43	2	1:43.776	29.764	39.695	34.317	258.1	1:44:45.729	96	1	1:45.087	29.962	40.090	35.035	259.4	3:19:46.497				
44	2	1:43.889	29.506	39.856	34.527	260.0	1:46:29.618	97	1	1:44.766	29.862	40.004	34.900	259.4	3:21:31.263				
45	2	1:44.903	29.801	40.155	34.947	260.6	1:48:14.521	98	1	1:44.720	29.839	40.031	34.850	259.4	3:23:15.983				
46	2	1:46.860	30.999	40.479	35.382	261.3	1:50:01.381	99	1	1:44.479	29.791	39.888	34.800	260.0	3:25:00.462				
47	2	1:46.517	30.283	41.232	35.002	264.5	1:51:47.898	100	1	1:46.049	30.025	40.777	35.247	261.9	3:26:46.511				
48	2	1:44.885	30.091	40.028	34.766	259.4	1:53:32.783	101	1	1:46.520	30.041	40.286	36.193	260.0	3:28:33.031				
49	2	1:44.049	29.972	39.677	34.400	261.3	1:55:16.832	102	1	1:46.183	30.390	40.659	35.134	259.4	3:30:19.214				
50	2	1:44.658	29.590	39.719	35.349	261.3	1:57:01.490	103	1	1:47.086	30.058	41.232	35.796	259.4	3:32:06.300				
51	2	1:44.931	29.795	40.520	34.616	259.4	1:58:46.421	104	1	1:45.892	30.254	40.396	35.242	258.8	3:33:52.192				
52	2	1:44.866	29.829	40.295	34.742	260.6	2:00:31.287	105	1	1:47.078	30.047	40.590	36.441	258.8	3:35:39.270				
53	2	1:44.551	29.948	40.023	34.580	259.4	2:02:15.838	106	1	1:45.993	30.216	40.466	35.311	260.0	3:37:25.263				
54	2	1:44.156	29.909	39.638	34.609	260.6	2:03:59.994	107	1	1:45.329	29.975	40.322	35.032	261.9	3:39:10.592				
55	2	1:44.328	29.675	39.833	34.820	260.0	2:05:44.322	108	1	1:46.566	30.080	40.823	35.663	260.6	3:40:57.158				
56	2	1:45.441	29.683	40.793	34.965	262.5	2:07:29.763	109	1	1:50.091 B	30.294	40.338	39.459	259.4	3:42:47.249				
57	2	1:45.995	29.751	39.759	36.485	259.4	2:09:15.758	110	1	2:40.313	1:22.435	41.481	36.397	180.0	3:45:27.562				
58	2	1:45.727	30.451	40.267	35.009	255.7	2:11:01.485	111	1	1:47.362	30.725	41.158	35.479	262.5	3:47:14.924				
59	2	1:44.980	30.273	40.113	34.594	261.3	2:12:46.465	112	1	1:45.379	29.845	40.344	35.190	260.6	3:49:00.303				
60	2	1:45.279	29.799	40.467	35.013	260.6	2:14:31.744	113	1	1:47.432	29.852	41.577	36.003	261.3	3:50:47.735				
61	2	1:45.415	29.749	40.207	35.459	262.5	2:16:17.159	114	1	1:47.428	31.367	40.872	35.189	261.3	3:52:35.163				
62	2	1:44.663	29.903	39.962	34.798	262.5	2:18:01.822	115	1	1:46.495	29.913	40.394	36.188	260.0	3:54:21.658				
63	2	1:44.980	29.831	40.195	34.954	261.9	2:19:46.802	116	1	1:46.782	30.706	40.881	35.195	261.3	3:56:08.440				
64	2	1:45.415	30.029	40.115	35.271	261.3	2:21:32.217	117	1	1:46.983	31.853	40.288	34.842	216.1	3:57:55.423				
65	2	1:47.254	30.446	41.437	35.371	264.5	2:23:19.471	118	1	1:45.176	30.008	40.132	35.036	260.0	3:59:40.599				
66	2	1:46.623	29.836	41.207	35.580	261.9	2:25:06.094	119	1	1:45.425	30.291	40.106	35.028	262.5	4:01:26.024				
67	2	1:45.193	29.895	40.198	35.100	260.0	2:26:51.287	11 Eurointernational Ligier JS P320 - Nissan LMP3 1. Andrea DROMEDARI 2. Mateusz KAPRZYK											
68	2	1:45.705	29.720	40.385	35.600	261.3	2:28:36.992												
69	2	1:47.907	30.894	41.761	35.252	260.0	2:30:24.899												
70	2	1:45.240	30.210	40.164	34.866	258.8	2:32:10.139												
71	2	1:48.273	30.808	41.825	35.640	260.6	2:33:58.412												
72	2	1:45.888	30.367	40.328	35.193	259.4	2:35:44.300												
73	2	1:52.883 B	30.321	41.275	41.287	261.9	2:37:37.183												
74	1	3:27.044	2:11.962	40.257	34.825	177.9	2:41:04.227												
75	1	1:45.569	30.424	40.110	35.035	259.4	2:42:49.796												
76	1	1:44.786	30.015	40.083	34.688	257.5	2:44:34.582												
77	1	1:45.399	29.915	40.299	35.185	260.0	2:46:19.981												
78	1	1:47.677	30.910	40.805	35.962	262.5	2:48:07.658												
79	1	1:44.776	29.903	39.969	34.904	260.0	2:49:52.434												
80	2	2:10.613	39.143	42.802	48.668		2:10.613												
81	2	3:01.251	49.023	1:14.200	58.028	150.3	5:11.864												
82	2	2:12.747	45.824	46.672	40.251		7:24.611												
83	2	2:07.416	43.050	47.640	36.726	143.5	9:32.027												
84	2	1:46.210	30.546	40.575	35.089	260.0	11:18.237												
85	2	1:45.955	30.249	40.885	34.821	263.2	13:04.192												
86	2	1:45.525	29.850	40.062	35.613	260.0	14:49.717												
87	2	1:45.982	29.928	41.489	34.565	260.0	16:35.699												
88	2	1:43.564	29.537	39.525	34.502	264.5	18:19.263												
89	2	1:44.170	29.396	39.585	35.189	265.1	20:03.433												





EUROPEAN LE MANS SERIES

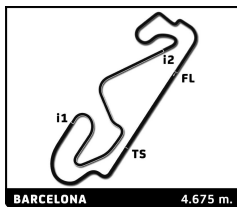
4 Hours of Barcelona

Race

Sector Analysis

												Lap under Red Flag		Invalidated Lap		Personal Best		Session Best		B Crossing the pit lane	
Lap	D	Time	Sector 1	Sector 2	Sector 3	T. Spd	Elapsed	Lap	D	Time	Sector 1	Sector 2	Sector 3	T. Spd	Elapsed						
11	2	1:43.140	29.444	39.549	34.147	260.0	21:46.573	64	1	1:50.605	30.566	42.511	37.528	258.1	1:58:17.311						
12	2	1:42.440	29.385	39.131	33.924	259.4	23:29.013	65	1	1:48.456	30.670	41.146	36.640	256.9	2:00:05.767						
13	2	1:45.015	29.332	40.101	35.582	260.0	25:14.028	66	1	1:48.106	30.612	41.630	35.864	257.5	2:01:53.873						
14	2	1:43.918	29.481	39.264	35.173	260.0	26:57.946	67	1	1:48.635	30.637	42.149	35.849	257.5	2:03:42.508						
15	2	1:46.484	30.135	39.994	36.355	263.2	28:44.430	68	1	1:48.530	31.051	41.743	35.736	256.3	2:05:31.038						
16	2	1:45.331	29.805	40.027	35.499	261.9	30:29.761	69	1	1:49.164	30.610	41.593	36.961	256.3	2:07:20.202						
17	2	1:45.032	29.481	40.480	35.071	261.3	32:14.793	70	1	1:57.922	30.731	41.130	46.061	253.9	2:09:18.124						
18	2	1:47.569	30.652	41.943	34.974	259.4	34:02.362	71	1	1:54.743 B	31.444	41.867	41.432	254.5	2:11:12.867						
19	2	1:44.953	30.358	40.125	34.470	258.8	35:47.315	72	1	2:55.557	1:37.354	41.949	36.254	177.6	2:14:08.424						
20	2	1:44.031	29.550	39.504	34.977	258.8	37:31.346	73	1	1:49.452	31.367	41.836	36.249	254.5	2:15:57.876						
21	2	1:43.922	29.505	39.905	34.512	263.8	39:15.268	74	1	1:49.173	30.935	41.929	36.309	258.8	2:17:47.049						
22	2	1:44.060	29.810	39.715	34.535	261.9	40:59.328	75	1	1:50.598	31.639	42.905	36.054	261.3	2:19:37.647						
23	2	1:44.950	29.725	39.597	35.628	260.6	42:44.278	76	1	1:49.138	30.754	41.453	36.931	257.5	2:21:26.785						
24	2	1:43.675	29.595	39.553	34.527	262.5	44:27.953	77	1	1:51.254	31.483	42.032	37.739	256.3	2:23:18.039						
25	2	1:43.486	29.594	39.473	34.419	261.3	46:11.439	78	1	1:49.031	30.862	41.799	36.370	255.7	2:25:07.070						
26	2	1:44.661	29.738	40.018	34.905	261.3	47:56.100	79	1	1:49.949	30.860	42.406	36.683	255.7	2:26:57.019						
27	2	1:44.775	30.377	39.732	34.666	262.5	49:40.875	80	1	1:49.068	31.299	41.685	36.084	257.5	2:28:46.087						
28	2	1:44.942	29.548	40.188	35.206	261.9	51:25.817	81	1	1:49.500	30.789	41.569	37.142	256.9	2:30:35.587						
29	2	1:46.037	30.099	40.347	35.591	261.3	53:11.854	82	1	1:49.090	30.947	41.946	36.197	255.1	2:32:24.677						
30	2	1:44.558	29.707	40.135	34.716	261.9	54:56.412	83	1	1:47.900	30.697	41.527	35.676	258.1	2:34:12.577						
31	2	1:46.832	29.979	41.604	35.249	263.2	56:43.244	84	1	1:47.930	30.714	41.309	35.907	253.9	2:36:00.507						
32	2	1:45.949	29.718	39.914	36.317	261.3	58:29.193	85	1	1:48.474	30.614	42.107	35.753	256.9	2:37:48.981						
33	2	1:47.089	31.284	40.365	35.440	261.9	1:00:16.282	86	1	1:49.090	30.562	41.911	36.617	256.9	2:39:38.071						
34	2	1:46.292	30.295	41.295	34.702	261.9	1:02:02.574	87	1	1:48.827	31.157	41.601	36.069	256.3	2:41:26.898						
35	2	1:48.570 B	29.811	40.131	38.628	259.4	1:03:51.144	88	1	1:49.506	30.929	41.771	36.806	258.1	2:43:16.404						
36	1	3:57.752	2:40.338	42.017	35.397	172.5	1:07:48.896	89	1	1:50.405	31.812	42.269	36.324	258.1	2:45:06.809						
37	1	1:47.843	30.770	41.603	35.470	256.3	1:09:36.739	90	1	1:50.488	30.862	41.919	37.707	253.9	2:46:57.297						
38	1	1:48.024	30.649	41.833	35.542	259.4	1:11:24.763	91	1	1:49.542	31.356	41.872	36.314	255.7	2:48:46.839						
39	1	1:47.901	30.668	41.336	35.897	256.9	1:13:12.664	92	1	1:50.453	30.865	42.085	37.503	258.1	2:50:37.292						
40	1	1:46.852	30.438	41.113	35.301	258.1	1:14:59.516	93	1	1:48.386	30.817	41.524	36.045	258.1	2:52:25.678						
41	1	1:48.220	30.611	41.697	35.912	258.1	1:16:47.736	94	1	1:49.490	31.060	42.434	35.996	258.1	2:54:15.168						
42	1	1:50.001	30.829	42.012	37.160	259.4	1:18:37.737	95	1	1:48.279	30.789	41.518	35.972	255.1	2:56:03.447						
43	1	1:47.616	30.659	41.472	35.485	259.4	1:20:25.353	96	1	1:48.786	30.932	41.784	36.070	254.5	2:57:52.233						
44	1	1:47.628	30.725	41.538	35.365	259.4	1:22:12.981	97	1	1:58.586 B	31.263	44.190	43.133	255.1	2:59:50.819						
45	1	1:47.831	30.560	41.589	35.682	256.3	1:24:00.812	98	2	3:29.796	2:14.145	40.736	34.915	178.2	3:03:20.615						
46	1	1:47.813	30.563	41.520	35.730	256.9	1:25:48.625	99	2	1:45.120	30.064	39.872	35.184	255.7	3:05:05.735						
47	1	1:47.824	30.553	41.686	35.585	255.7	1:27:36.449	100	2	1:48.204	31.032	41.726	35.446	256.9	3:06:53.939						
48	1	1:47.650	30.581	41.240	35.829	259.4	1:29:24.099	101	2	1:45.394	30.416	40.301	34.677	257.5	3:08:39.333						
49	1	1:47.628	30.706	41.258	35.664	259.4	1:31:11.727	102	2	1:45.070	29.963	40.026	35.081	253.3	3:10:24.403						
50	1	1:48.900	31.308	41.362	36.230	255.1	1:33:00.627	103	2	1:44.622	29.911	39.946	34.765	255.7	3:12:09.025						
51	1	1:48.010	30.419	42.136	35.455	257.5	1:34:48.637	104	2	1:45.755	29.852	40.557	35.346	256.9	3:13:54.780						
52	1	1:46.921	30.490	41.009	35.422	255.7	1:36:35.558	105	2	1:45.488	29.974	40.705	34.809	256.9	3:15:40.268						
53	1	1:48.876	30.488	41.711	36.677	254.5	1:38:24.434	106	2	1:44.422	29.734	39.877	34.811	257.5	3:17:24.690						
54	1	1:48.944	31.034	41.614	36.296	255.1	1:40:13.378	107	2	1:45.120	30.020	40.206	34.894	257.5	3:19:09.810						
55	1	1:48.223	30.494	41.712	36.017	258.1	1:42:01.601	108	2	1:45.873	30.005	40.638	35.230	257.5	3:20:55.683						
56	1	1:48.533	30.857	41.545	36.131	256.9	1:43:50.134	109	2	1:45.315	30.008	40.231	35.076	257.5	3:22:40.998						
57	1	1:47.326	30.601	41.087	35.638	255.1	1:45:37.460	110	2	1:45.944	30.095	40.732	35.117	261.3	3:24:26.942						
58	1	1:47.994	30.502	41.847	35.645	258.1	1:47:25.454	111	2	1:48.965	30.316	41.084	37.565	258.1	3:26:15.907						
59	1	1:47.261	30.498	41.153	35.610	258.1	1:49:12.715	112	2	1:46.058	30.336	40.631	35.091	256.3	3:28:01.965						
60	1	1:48.877	30.570	41.738	36.569	258.1	1:51:01.592	113	2	1:45.814	30.076	40.558	35.180	256.9	3:29:47.779						
61	1	1:49.117	30.823	41.712	36.582	257.5	1:52:50.709	114	2	1:47.414	30.203	40.997	36.214	258.8	3:31:35.193						
62	1	1:48.259	30.524	41.272	36.463	252.7	1:54:38.968	115	2	1:47.764	30.733	41.441	35.590	261.3	3:33:22.957						
63	1	1:47.738	30.504	41.572	35.662	260.0	1:56:26.706	116	2	1:45.714	30.094	40.437	35.183	255.7	3:35:08.671						





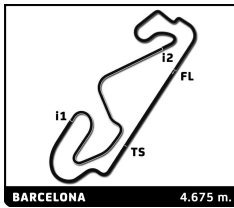
EUROPEAN LE MANS SERIES
4 Hours of Barcelona
Race

Sector Analysis

											Lap under Red Flag					Invalidated Lap					Personal Best					Session Best					B Crossing the pit lane				
Lap	D	Time	Sector 1	Sector 2	Sector 3	T. Spd	Elapsed	Lap	D	Time	Sector 1	Sector 2	Sector 3	T. Spd	Elapsed	Lap	D	Time	Sector 1	Sector 2	Sector 3	T. Spd	Elapsed	Lap	D	Time	Sector 1	Sector 2	Sector 3	T. Spd	Elapsed				
117	2	1:45.620	30.033	40.257	35.330	256.3	3:36:54.291	36	3	1:48.422	30.432	40.740	37.250	258.1	1:06:47.002																				
118	2	1:46.322	30.051	40.439	35.832	256.9	3:38:40.613	37	3	1:55.806 B	31.279	41.726	42.801	258.1	1:08:42.808																				
119	2	1:46.065	30.158	40.409	35.498	258.1	3:40:26.678	38	1	32:32.738	...	40.317	34.649	175.6	1:41:15.546																				
120	2	1:45.176	30.008	40.178	34.990	258.1	3:42:11.854	39	1	1:46.988	30.562	40.465	35.961	258.1	1:43:02.534																				
121	2	1:45.528	29.980	40.778	34.770	258.8	3:43:57.382	40	1	1:45.169	30.122	40.245	34.802	258.1	1:44:47.703																				
122	2	1:46.633	29.965	41.303	35.365	258.8	3:45:44.015	41	1	1:44.584	29.750	39.847	34.987	260.0	1:46:32.287																				
123	2	1:44.954	29.927	40.182	34.845	258.8	3:47:28.969	42	1	1:45.556	29.756	40.768	35.032	260.0	1:48:17.843																				
124	2	1:46.028	30.447	40.663	34.918	258.1	3:49:14.997	43	1	1:49.746	30.958	42.229	36.559	261.9	1:50:07.589																				
125	2	1:45.818	30.030	40.316	35.472	255.1	3:51:00.815	44	1	1:46.016	30.569	40.307	35.140	260.0	1:51:53.605																				
126	2	1:46.456	30.008	41.037	35.411	256.9	3:52:47.271	45	1	1:47.520	29.900	41.583	36.037	260.6	1:53:41.125																				
127	2	1:45.245	29.966	40.323	34.956	256.9	3:54:32.516	46	1	1:45.514	29.792	40.775	34.947	260.6	1:55:26.639																				
128	2	1:46.169	30.044	40.524	35.601	259.4	3:56:18.685	47	1	1:44.178	29.455	39.782	34.941	260.6	1:57:10.817																				
129	2	1:45.940	30.037	40.807	35.096	258.1	3:58:04.625	48	1	1:44.926	30.158	40.002	34.766	263.8	1:58:55.743																				
130	2	1:47.099	30.851	40.782	35.466	257.5	3:59:51.724	49	1	1:44.336	29.508	39.783	35.045	258.8	2:00:40.079																				
131	2	1:47.622	30.691	40.738	36.193	258.8	4:01:39.346	50	1	1:45.362	29.795	40.639	34.928	260.6	2:02:25.441																				
								51	1	1:44.756	29.804	40.186	34.766	262.5	2:04:10.197																				
								52	1	1:44.710	29.408	39.683	35.619	261.3	2:05:54.907																				
								53	1	1:44.150	29.493	39.874	34.783	260.6	2:07:39.057																				
								54	1	1:44.019	29.501	39.796	34.722	259.4	2:09:23.076																				
								55	1	1:45.614	29.615	40.062	35.937	260.0	2:11:08.690																				
								56	1	1:47.542	30.023	41.333	36.186	263.2	2:12:56.232																				
								57	1	1:46.061	30.109	40.839	35.113	262.5	2:14:42.293																				
								58	1	1:44.422	29.504	40.135	34.783	262.5	2:16:26.715																				
								59	1	1:44.030	29.462	39.820	34.748	261.3	2:18:10.745																				
								60	1	1:46.751	29.496	41.297	35.958	261.9	2:19:57.496																				
								61	1	1:46.235	31.065	40.178	34.992	251.5	2:21:43.731																				
								62	1	1:44.390	29.497	39.965	34.928	262.5	2:23:28.121																				
								63	1	1:44.809	29.575	39.952	35.282	261.9	2:25:12.930																				
								64	1	1:44.146	29.550	39.534	35.062	259.4	2:26:57.076																				
								65	1	1:44.713	29.991	39.977	34.745	260.6	2:28:41.789																				
								66	1	1:45.345	29.557	40.092	35.696	263.2	2:30:27.134																				
								67	1	1:47.147	30.032	40.016	37.099	258.8	2:32:14.281																				
								68	1	1:45.606	29.940	39.791	35.875	259.4	2:33:59.887																				
								69	1	1:46.983	30.812	40.953	35.218	261.9	2:35:46.870																				
								70	1	1:46.210	29.703	40.032	36.475	263.2	2:37:33.080																				
								71	1	1:45.982	30.232	40.650	35.100	264.5	2:39:19.062																				
								72	1	1:46.912	30.358	40.344	36.210	262.5	2:41:05.974																				
								73	1	1:45.571	29.801	40.369	35.401	261.9	2:42:51.545																				
								74	1	1:49.356 B	30.333	40.317	38.706	260.0	2:44:40.901																				
								75	2	3:29.411	2:12.763	40.795	35.853	175.0	2:48:10.312																				
								76	2	1:46.874	31.118	40.418	35.338	260.6	2:49:57.186																				
								77	2	1:45.996	29.933	40.637	35.426	261.9	2:51:43.182																				
								78	2	1:44.592	29.511	39.790	35.291	260.6	2:53:27.774																				
								79	2	1:44.121	29.432	39.826	34.863	260.6	2:55:11.895																				
								80	2	1:45.960	29.584	40.751	35.625	261.3	2:56:57.855																				
								81	2	1:44.668	29.456	40.262	34.950	261.3	2:58:42.523																				
								82	2	1:45.041	29.633	40.280	35.128	260.0	3:00:27.564																				
								83	2	1:46.505	29.729	41.093	35.683	259.4	3:02:14.069																				
								84	2	1:45.303	30.008	40.331	34.964	261.3	3:03:59.372																				
								85	2	1:44.745	29.682	40.192	34.871	260.6	3:05:44.117																				
								86	2	1:44.694	29.780	40.012	34.902	259.4	3:07:28.811																				
								87	2	1:45.097	29.608	40.529	34.960	258.1	3:09:13.908																				
								88	2	1:45.011	29.776	40.010	35.225	258.1	3:10:58.919																				

12	Racing Experience		<small>Duqueine M30 - D08 - Nissan</small>	
	1. David HAUSER	3. Tom CLOET	LMP3	
	2. Gary HAUSER			

1	3	2:08.979	38.718	42.672	47.589		2:08.979
2	3	2:59.996	49.186	1:14.124	56.686	170.6	5:08.975
3	3	2:13.980	43.110	49.781	41.089	120.5	7:22.955
4	3	2:08.272	42.174	47.969	38.129	178.5	9:31.227
5	3	1:46.235	30.212				

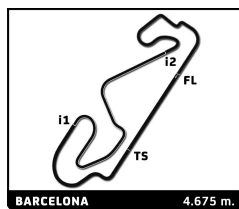


EUROPEAN LE MANS SERIES
4 Hours of Barcelona
Race

Sector Analysis

														Lap under Red Flag		Invalidated Lap		Personal Best		Session Best		B Crossing the pit lane	
Lap	D	Time	Sector 1	Sector 2	Sector 3	T. Spd	Elapsed	Lap	D	Time	Sector 1	Sector 2	Sector 3	T. Spd	Elapsed								
89	2	1:46.420	29.948	40.249	36.223	261.3	3:12:45.339	24	1	1:44.232	29.776	39.841	34.615	260.0	44:26.861								
90	2	1:47.303	30.321	41.109	35.873	261.3	3:14:32.642	25	1	1:43.914	29.475	39.753	34.686	261.3	46:10.775								
91	2	1:45.712	30.075	40.329	35.308	261.9	3:16:18.354	26	1	1:44.988	29.719	40.284	34.985	260.6	47:55.763								
92	2	1:45.690	29.874	40.787	35.029	263.2	3:18:04.044	27	1	1:44.521	29.651	40.129	34.741	260.0	49:40.284								
93	2	1:47.041	29.751	40.900	36.390	258.8	3:19:51.085	28	1	1:43.744	29.568	39.654	34.522	260.6	51:24.028								
94	2	1:44.866	29.816	40.028	35.022	261.3	3:21:35.951	29	1	1:45.299	29.643	40.936	34.720	261.3	53:09.327								
95	2	1:44.711	29.708	40.062	34.941	258.8	3:23:20.662	30	1	1:46.143	30.179	40.575	35.389	261.3	54:55.470								
96	2	1:45.720	29.595	41.042	35.083	259.4	3:25:06.382	31	1	1:45.344	29.988	40.209	35.147	260.6	56:40.814								
97	2	1:44.694	29.903	39.872	34.919	258.8	3:26:51.076	32	1	1:45.974	29.587	40.213	36.174	263.8	58:26.788								
98	2	1:44.433	29.616	39.772	35.045	258.8	3:28:35.509	33	1	1:44.228	29.693	39.912	34.623	260.6	1:00:11.016								
99	2	1:44.911	29.704	40.174	35.033	258.8	3:30:20.420	34	1	1:48.719 B	29.720	39.782	39.217	261.3	1:01:59.735								
100	2	1:47.274	29.899	41.852	35.523	258.8	3:32:07.694	35	1	2:45.599	1:29.612	40.494	35.493	177.6	1:04:45.334								
101	2	1:45.197	29.940	40.022	35.235	259.4	3:33:52.891	36	1	1:46.677	30.163	40.624	35.890	259.4	1:06:32.011								
102	2	1:46.715	29.932	40.649	36.134	259.4	3:35:39.606	37	1	1:48.217	30.602	41.443	36.172	260.6	1:08:20.228								
103	2	1:46.320	30.146	41.150	35.024	261.9	3:37:25.926	38	1	1:44.580	29.748	40.017	34.815	258.8	1:10:04.808								
104	2	1:45.308	29.815	40.315	35.178	261.9	3:39:11.234	39	1	1:44.738	29.808	40.168	34.762	258.8	1:11:49.546								
105	2	1:46.249	29.890	40.511	35.848	261.3	3:40:57.483	40	1	1:46.078	30.439	40.419	35.220	260.0	1:13:35.624								
106	2	1:46.192	30.291	40.388	35.513	261.9	3:42:43.675	41	1	1:45.723	29.887	40.758	35.078	260.0	1:15:21.347								
107	2	1:44.824	29.617	40.028	35.179	261.9	3:44:28.499	42	1	1:46.028	29.910	40.582	35.536	259.4	1:17:07.375								
108	2	1:44.143	29.591	39.681	34.871	262.5	3:46:12.642	43	1	1:47.515	30.176	40.972	36.367	261.3	1:18:54.890								
109	2	1:44.850	29.509	40.091	35.250	261.3	3:47:57.492	44	1	1:45.307	30.024	40.410	34.873	258.8	1:20:40.197								
110	2	1:50.485 B	29.741	40.300	40.444	261.9	3:49:47.977	45	1	1:45.260	29.909	40.297	35.054	258.1	1:22:25.457								
111	3	3:27.461	2:06.649	43.489	37.323	166.9	3:53:15.438	46	1	1:45.405	29.890	40.272	35.243	259.4	1:24:10.862								
112	3	1:50.770	31.113	42.527	37.130	255.7	3:55:06.208	47	1	1:45.505	30.149	40.266	35.090	257.5	1:25:56.367								
113	3	1:50.177	30.678	41.730	37.769	258.8	3:56:56.385	48	1	1:46.432	30.078	40.577	35.777	259.4	1:27:42.799								
114	3	1:52.474	31.089	41.925	39.460	254.5	3:58:48.859	49	1	1:46.911	30.806	40.692	35.413	240.3	1:29:29.710								
115	3	1:49.264	31.160	41.457	36.647	253.3	4:00:38.123	50	1	1:48.294	30.294	41.710	36.290	259.4	1:31:18.004								
13 Inter Europol Competition Ligier JS P320 - Nissan																							
1. Martin HIPPE 3. Julien FALCHERO LMP3																							
2. Ugo DE WILDE																							
1	1	2:03.415	36.851	42.142	44.422		2:03.415	51	1	1:47.258	30.365	40.591	36.302	258.8	1:33:05.262								
2	1	2:59.977	50.229	1:12.974	56.774	207.4	5:03.392	52	1	1:46.454	30.102	40.726	35.626	260.0	1:34:51.716								
3	1	2:14.638	40.687	51.912	42.039	175.9	7:18.030	53	1	1:46.632	30.399	40.589	35.644	258.8	1:36:38.348								
4	1	2:09.199	41.746	49.119	38.334	208.6	9:27.229	54	1	1:46.973	30.264	40.957	35.752	260.0	1:38:25.321								
5	1	1:46.884	30.254	41.008	35.622	260.6	11:14.113	55	1	1:47.407	30.546	41.253	35.608	260.0	1:40:12.728								
6	1	1:44.890	29.912	40.245	34.733	263.2	12:59.003	56	1	1:45.550	30.084	40.404	35.062	256.9	1:41:58.278								
7	1	1:44.744	29.863	40.215	34.666	261.9	14:43.747	57	1	1:46.076	30.190	40.509	35.377	257.5	1:43:44.354								
8	1	1:43.811	29.486	39.689	34.636	260.0	16:27.558	58	1	1:46.825	30.720	40.550	35.555	257.5	1:45:31.179								
9	1	1:44.771	29.624	40.213	34.934	261.3	18:12.329	59	1	1:46.344	30.227	40.916	35.201	260.0	1:47:17.523								
10	1	1:44.682	29.544	40.171	34.967	261.3	19:57.011	60	1	1:46.412	30.104	40.620	35.688	256.9	1:49:03.935								
11	1	1:45.512	29.664	40.161	35.687	261.3	21:42.523	61	1	1:45.969	30.044	40.379	35.546	258.8	1:50:49.904								
12	1	1:44.597	29.918	39.893	34.786	258.8	23:27.120	62	1	1:45.807	29.920	40.403	35.484	258.8	1:52:35.711								
13	1	1:44.633	29.859	40.350	34.424	260.6	25:11.753	63	1	1:46.024	30.007	40.693	35.324	260.0	1:54:21.735								
14	1	1:45.056	29.694	39.992	35.370	261.3	26:56.809	64	1	1:45.468	29.980	40.355	35.133	258.8	1:56:07.203								
15	1	1:44.950	29.648	40.239	35.063	260.0	28:41.759	65	1	1:46.169	30.031	40.722	35.416	258.1	1:57:53.372								
16	1	1:45.501	30.254	40.264	34.983	261.3	30:27.260	66	1	1:47.071	30.240	41.281	35.550	259.4	1:59:40.443								
17	1	1:46.530	30.033	41.305	35.192	260.0	32:13.790	67	1	1:47.281	30.231	40.765	36.285	260.6	2:01:27.724								
18	1	1:47.799	29.853	41.179	36.767	260.6	34:01.589	68	1	1:51.708 B	30.571	40.740	40.397	258.1	2:03:19.432								
19	1	1:44.454	29.889	39.994	34.571	263.8	35:46.043	69	3	3:35.799	2:19.841	41.283	34.675	175.9	2:06:55.231								
20	1	1:44.135	29.673	39.891	34.571	258.8	37:30.178	70	3	1:43.641	29.748	39.761	34.132	256.3	2:08:38.872								
21	1	1:44.559	29.736	39.925	34.898	260.0	39:14.737	71	3	1:44.317	29.626	39.981	34.710	258.8	2:10:23.189								
22	1	1:43.984	29.614	39.669	34.701	261.3	40:58.721	72	3	1:50.589	31.132	43.018	36.439	259.4	2:12:13.778								
23	1	1:43.908	29.497	39.761	34.650	260.0	42:42.629	73	3	1:46.063	30.634	40.635	34.794	260.0	2:13:59.841								
								74	3	1:44.615	29.891	40.166	34.558	260.0	2:15:44.456								
								75	3	1:45.256	29.566	40.855	34.835	260.0	2:17:29.712								
								76	3	1:44.753	29.672	40.182	34.899	259.4	2:19:14.465								

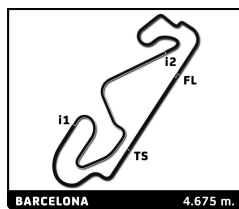




EUROPEAN LE MANS SERIES
4 Hours of Barcelona
Race

Sector Analysis

Lap under Red Flag											Invalidated Lap											Personal Best											Session Best											B Crossing the pit lane										
Lap	D	Time	Sector 1	Sector 2	Sector 3	T. Spd	Elapsed		Lap	D	Time	Sector 1	Sector 2	Sector 3	T. Spd	Elapsed		Lap	D	Time	Sector 1	Sector 2	Sector 3	T. Spd	Elapsed																													
77	3	1:45.880	30.212	40.677	34.991	260.6	2:21:00.345		130	2	1:47.138	30.992	40.896	35.250	265.1	3:56:09.436																																						
78	3	1:46.310	30.074	41.014	35.222	261.9	2:22:46.655		131	2	1:44.710	29.777	40.151	34.782	259.4	3:57:54.146																																						
79	3	1:46.923	30.594	41.156	35.173	261.9	2:24:33.578		132	2	1:44.998	29.706	40.154	35.138	259.4	3:59:39.144																																						
80	3	1:45.718	30.154	40.614	34.950	260.6	2:26:19.296		133	2	1:45.110	30.059	39.901	35.150	259.4	4:01:24.254																																						
81	3	1:46.312	30.493	40.648	35.171	261.9	2:28:05.608																																															
82	3	1:45.147	30.219	40.375	34.553	261.3	2:29:50.755																																															
83	3	1:45.369	30.332	40.302	34.735	255.7	2:31:36.124																																															
84	3	1:44.224	29.686	39.860	34.678	257.5	2:33:20.348																																															
85	3	1:45.477	29.795	40.402	35.280	257.5	2:35:05.825																																															
86	3	1:47.400	30.588	40.854	35.958	262.5	2:36:53.225																																															
87	3	1:47.381	30.808	40.683	35.890	259.4	2:38:40.606																																															
88	3	1:47.121	30.931	40.664	35.526	266.4	2:40:27.727																																															
89	3	1:44.569	29.690	40.390	34.489	258.8	2:42:12.296																																															
90	3	1:45.352	29.716	40.738	34.898	258.8	2:43:57.648																																															
91	3	1:45.626	29.744	40.482	35.400	260.6	2:45:43.274																																															
92	3	1:46.756	30.735	40.736	35.285	258.8	2:47:30.030																																															
93	3	1:45.869	30.119	40.516	35.234	258.8	2:49:15.899																																															
94	3	1:46.859	29.941	40.351	36.567	260.6	2:51:02.758																																															
95	3	1:45.512	30.064	40.215	35.233	260.6	2:52:48.270																																															
96	3	1:47.334	29.643	41.490	36.201	260.6	2:54:35.604																																															
97	3	1:47.385	30.153	40.943	36.289	260.6	2:56:22.989																																															
98	3	1:49.508	31.013	41.966	36.529	258.8	2:58:12.497																																															
99	3	1:51.701	B 30.054	40.496	41.151	256.3	3:00:04.198																																															
100	2	3:34.084	2:19.457	40.419	34.208	176.5	3:03:38.282																																															
101	2	1:42.359	29.407	39.192	33.760	256.3	3:05:20.641																																															
102	2	1:42.397	29.365	39.286	33.746	258.1	3:07:03.038																																															
103	2	1:43.127	29.318	39.356	34.453	256.9	3:08:46.165																																															
104	2	1:45.316	29.904	40.358	35.054	256.9	3:10:31.481																																															
105	2	1:46.307	30.016	40.926	35.365	258.8	3:12:17.788																																															
106	2	1:45.898	30.218	40.410	35.270	261.3	3:14:03.686																																															
107	2	1:44.840	29.467	39.810	35.563	259.4	3:15:48.526																																															
108	2	1:43.709	29.754	39.731	34.224	257.5	3:17:32.235																																															
109	2	1:43.717	29.412	39.930	34.375	258.1	3:19:15.952																																															
110	2	1:43.838	29.526	39.950	34.362	258.8	3:20:59.790																																															
111	2	1:43.627	29.544	39.749	34.334	258.1	3:22:43.417																																															
112	2	1:44.230	29.511	40.103	34.616	260.0	3:24:27.647																																															
113	2	1:47.793	30.584	41.278	35.931	261.3	3:26:15.440																																															
114	2	1:44.998	29.940	40.278	34.780	258.8	3:28:00.438																																															
115	2	1:45.072	30.002	40.359	34.711	260.0	3:29:45.510																																															
116	2	1:44.929	29.902	40.202	34.825	257.5	3:31:30.439																																															
117	2	1:45.716	29.828	40.646	35.242	258.1	3:33:16.155																																															
118	2	1:46.970	30.488	41.086	35.396	261.3	3:35:03.125																																															
119	2	1:46.064	30.212	41.047	34.805	260.6	3:36:49.189																																															
120	2	1:44.467	29.888	40.073	34.506	258.1	3:38:33.656																																															
121	2	1:44.879	29.829	40.008	35.042	259.4	3:40:18.535																																															
122	2	1:44.316	29.722	39.957	34.637	258.8	3:42:02.851																																															
123	2	1:46.434	30.567	41.020	34.847	261.9	3:43:49.285																																															
124	2	1:45.393	30.439	40.103	34.851	263.8	3:45:34.678																																															
125	2	1:45.168	29.778	40.067	35.323	261.9	3:47:19.846																																															
126	2	1:47.254	30.232	41.365	35.657	264.5	3:49:07.100																																															
127	2	1:44.831	29.799	40.192	34.840	260.6	3:50:51.931																																															
128	2	1:45.194	29.768	40.331	35.095	260.0	3:52:37.125																																															
129	2	1:45.173	29.847	40.230	35.096	260.6	3:54:22.298																																															
									14							Inter Europol Competition									Ligier JS P320 - Nissan																													
																1. Julius ADOMAVICIUS 3. Mattia PASINI										LMP3																												
																2. Alessandro BRACALENTE																																						
									1	3	2:04.482	37.633	42.105	44.744		2:04.482																																						
									2	3	2:59.796	50.178	1:13.475	56.143	215.7	5:04.278																																						
									3	3	2:15.208	42.033	51.415	41.760	148.1	7:19.486																																						
									4	3	2:08.634	42.275	48.704	37.655	192.2	9:28.120																																						
									5	3	1:46.552	30.015	40.890	35.647	257.5	11:14.672																																						
									6	3	1:45.022	29.915	40.081	35.026	258.1	12:59.694																																						
									7	3	1:45.331	29.730	40.134	35.467	258.1	14:45.025																																						
									8	3	1:44.316	29.729	40.083	34.504	258.8	16:29.341																																						
									9	3	1:43.917	29.573	39.908	34.436	256.9	18:13.258																																						
									10	3	1:44.268	29.663	39.976	34.629	261.3	19:57.526																																						
									11	3	1:44.612	29.918	40.104	34.590	260.0	21:42.138																																						
									12	3	1:43.969	29.524	40.018	34.427	257.5	23:2																																						

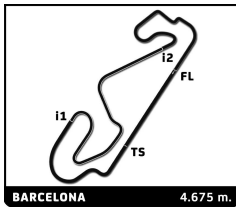


EUROPEAN LE MANS SERIES
4 Hours of Barcelona
Race

Sector Analysis

													Lap under Red Flag					Invalidated Lap		Personal Best	Session Best	B Crossing the pit lane
Lap	D	Time	Sector 1	Sector 2	Sector 3	T. Spd	Elapsed	Lap	D	Time	Sector 1	Sector 2	Sector 3	T. Spd	Elapsed							
47	3	1:45.051	29.964	40.300	34.787	258.1	1:25:56.814	100	1	1:47.140	30.902	40.782	35.456	253.3	3:01:12.856							
48	3	1:46.331	30.027	40.637	35.667	256.9	1:27:43.145	101	1	1:50.841 B	30.224	40.804	39.813	255.7	3:03:03.697							
49	3	1:45.167	29.969	40.222	34.976	258.8	1:29:28.312	102	2	4:38.257	3:21.248	41.480	35.529	176.7	3:07:41.954							
50	3	1:46.955	31.362	40.837	34.756	260.0	1:31:15.267	103	2	1:47.770	30.971	40.546	36.253	251.5	3:09:29.724							
51	3	1:44.766	29.904	39.969	34.893	256.9	1:33:00.033	104	2	1:46.031	30.298	40.208	35.525	253.3	3:11:15.755							
52	3	1:45.152	29.936	40.100	35.116	256.9	1:34:45.185	105	2	1:44.948	30.074	39.908	34.966	255.1	3:13:00.703							
53	3	1:45.272	30.290	40.298	34.684	255.7	1:36:30.457	106	2	1:45.425	30.047	40.195	35.183	255.1	3:14:46.128							
54	3	1:45.270	29.837	40.532	34.901	256.3	1:38:15.727	107	2	1:45.616	29.944	40.520	35.152	255.1	3:16:31.744							
55	3	1:46.185	29.997	40.316	35.872	256.3	1:40:01.912	108	2	1:45.209	29.944	40.077	35.188	253.9	3:18:16.953							
56	3	1:44.968	30.111	40.073	34.784	258.8	1:41:46.880	109	2	1:45.363	29.935	40.201	35.227	253.9	3:20:02.316							
57	3	1:46.198	30.110	40.474	35.614	256.9	1:43:33.078	110	2	1:46.725	29.909	41.179	35.637	256.3	3:21:49.041							
58	3	1:47.013	30.452	40.377	36.184	255.7	1:45:20.091	111	2	1:45.461	29.899	40.317	35.245	255.7	3:23:34.502							
59	3	1:46.343	30.920	40.604	34.819	261.3	1:47:06.434	112	2	1:47.545	30.340	40.361	36.844	255.1	3:25:22.047							
60	3	1:45.182	30.127	40.176	34.879	256.9	1:48:51.616	113	2	1:46.378	30.353	40.123	35.902	253.3	3:27:08.425							
61	3	1:44.738	30.017	39.979	34.742	255.1	1:50:36.354	114	2	1:48.252	30.044	41.407	36.801	255.1	3:28:56.677							
62	3	1:45.316	30.115	40.280	34.921	257.5	1:52:21.670	115	2	1:46.953	30.635	40.521	35.797	258.1	3:30:43.630							
63	3	1:45.404	30.293	40.178	34.933	256.3	1:54:07.074	116	2	1:46.826	30.485	40.971	35.370	258.8	3:32:30.456							
64	3	1:45.907	29.952	40.426	35.529	256.9	1:55:52.981	117	2	1:47.344	30.643	41.067	35.634	254.5	3:34:17.800							
65	3	1:45.846	30.115	40.291	35.440	256.9	1:57:38.827	118	2	1:48.903	30.727	41.540	36.636	256.3	3:36:06.703							
66	3	1:45.837	30.376	40.459	35.002	255.7	1:59:24.664	119	2	1:45.954	30.542	40.127	35.285	255.1	3:37:52.657							
67	3	1:46.563	30.242	40.736	35.585	256.3	2:01:11.227	120	2	1:45.847	30.103	40.264	35.480	256.9	3:39:38.504							
68	3	1:47.115	30.307	41.220	35.588	258.8	2:02:58.342	121	2	1:46.532	30.599	40.624	35.309	256.3	3:41:25.036							
69	3	1:46.564	30.534	40.551	35.479	256.3	2:04:44.906	122	2	1:45.317	30.031	40.080	35.206	255.7	3:43:10.353							
70	3	1:51.153 B	30.365	41.162	39.626	256.3	2:06:36.059	123	2	1:45.169	30.019	40.178	34.972	256.3	3:44:55.522							
71	1	3:31.780	2:16.505	40.296	34.979	175.6	2:10:07.839	124	2	1:44.303	29.930	39.754	34.619	255.7	3:46:39.825							
72	1	1:44.761	30.069	39.624	35.068	255.7	2:11:52.600	125	2	1:45.759	29.854	40.324	35.581	255.7	3:48:25.584							
73	1	1:45.588	29.651	40.324	35.613	258.8	2:13:38.188	126	2	1:45.886	30.107	40.355	35.424	256.9	3:50:11.470							
74	1	1:44.911	29.765	39.989	35.157	257.5	2:15:23.099	127	2	1:45.323	29.880	40.344	35.099	255.7	3:51:56.793							
75	1	1:45.433	29.728	40.182	35.523	257.5	2:17:08.532	128	2	1:45.789	29.905	40.523	35.361	256.3	3:53:42.582							
76	1	1:45.922	30.196	40.578	35.148	257.5	2:18:54.454	129	2	1:45.264	29.916	40.344	35.004	258.8	3:55:27.846							
77	1	1:45.374	29.827	40.362	35.185	256.9	2:20:39.828	130	2	1:46.595	29.863	40.606	36.126	257.5	3:57:14.441							
78	1	1:45.966	30.111	40.076	35.779	258.8	2:22:25.794	131	2	1:45.581	29.928	40.178	35.475	254.5	3:59:00.022							
79	1	1:45.162	29.720	40.327	35.115	258.1	2:24:10.956	132	2	1:46.248	30.247	40.578	35.423	256.3	4:00:46.270							
80	1	1:45.562	29.822	40.150	35.590	258.1	2:25:56.518	15 RLR M Sport							Ligier JS P320 - Nissan		LMP3					
81	1	1:46.831	30.035	40.736	36.060	257.5	2:27:43.349	1. Michael BENHAM							3. Malthé JAKOBSEN							
82	1	1:45.818	30.469	40.199	35.150	250.3	2:29:29.167	2. Alex KAPADIA														
83	1	1:46.826	30.826	40.876	35.124	256.9	2:31:15.993	1	1	1:57.598	35.198	40.881	41.519		1:57.598							
84	1	1:45.879	30.669	40.058	35.152	254.5	2:33:01.872	2	1	3:00.214	50.642	1:13.772	55.800	188.8	4:57.812							
85	1	1:45.792	30.442	40.170	35.180	255.7	2:34:47.664	3	1	2:16.075	40.702	52.127	43.246	184.3	7:13.887							
86	1	1:45.390	29.851	40.197	35.342	256.3	2:36:33.054	4	1	2:10.697	39.790	51.855	39.052	157.6	9:24.584							
87	1	1:44.892	29.785	40.105	35.002	257.5	2:38:17.946	5	1	1:44.491	29.754	40.278	34.459	259.4	11:09.075							
88	1	1:44.961	29.907	40.074	34.980	256.3	2:40:02.907	6	1	1:43.674	29.547	39.755	34.372	259.4	12:52.749							
89	1	1:45.828	29.938	40.744	35.146	257.5	2:41:48.735	7	1	1:44.015	29.664	39.862	34.489	256.9	14:36.764							
90	1	1:44.677	29.796	39.966	34.915	256.3	2:43:33.412	8	1	1:43.216	29.518	39.549	34.149	258.1	16:19.980							
91	1	1:45.039	29.830	40.147	35.062	257.5	2:45:18.451	9	1	1:44.644	29.424	40.337	34.883	259.4	18:04.624							
92	1	1:45.721	29.889	40.044	35.788	255.7	2:47:04.172	10	1	1:43.737	29.508	39.839	34.390	260.0	19:48.361							
93	1	1:45.969	30.497	40.270	35.202	257.5	2:48:50.141	11	1	1:43.620	29.364	39.844	34.412	258.8	21:31.981							
94	1	1:46.603	29.769	40.653	36.181	258.1	2:50:36.744	12	1	1:43.702	29.536	39.724	34.442	258.8	23:15.683							
95	1	1:45.096	29.875	40.210	35.011	256.9	2:52:21.840	13	1	1:43.820	29.451	39.940	34.429	259.4	24:59.503							
96	1	1:44.834	29.716	40.122	34.996	256.9	2:54:06.674	14	1	1:44.118	29.596	39.956	34.566	259.4	26:43.621							
97	1	1:45.280	29.861	40.287	35.132	256.3	2:55:51.954	15	1	1:44.696	29.614	40.361	34.721	259.4	28:28.317							
98	1	1:45.338	29.944	40.315	35.079	256.3	2:57:37.292	16	1	1:44.105	29.560	39.862	34.683	258.8	30:12.422							
99	1	1:48.424	30.015	40.432	37.977	255.1	2:59:25.716	17	1	1:44.345	29.659	39.860	34.826	257.5	31:56.767							



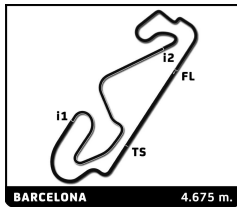


EUROPEAN LE MANS SERIES
4 Hours of Barcelona
Race

Sector Analysis

Lap under Red Flag													Invalidated Lap	Personal Best	Session Best	B Crossing the pit lane
Lap	D	Time	Sector 1	Sector 2	Sector 3	T. Spd	Elapsed	Lap	D	Time	Sector 1	Sector 2	Sector 3	T. Spd	Elapsed	
18	1	1:44.705	29.651	40.287	34.767	258.8	33:41.472	71	2	1:44.563	29.722	39.964	34.877	258.8	2:10:52.700	
19	1	1:44.404	29.513	40.232	34.659	260.0	35:25.876	72	2	1:43.680	29.591	39.619	34.470	261.9	2:12:36.380	
20	1	1:44.186	29.622	40.108	34.456	261.3	37:10.062	73	2	1:43.491	29.436	39.635	34.420	258.8	2:14:19.871	
21	1	1:44.819	29.423	40.526	34.870	260.0	38:54.881	74	2	1:43.789	29.366	39.937	34.486	260.6	2:16:03.660	
22	1	1:47.540	30.009	41.149	36.382	260.0	40:42.421	75	2	1:44.361	29.563	40.018	34.780	258.1	2:17:48.021	
23	1	1:45.166	30.077	40.099	34.990	261.3	42:27.587	76	2	1:45.896	30.802	40.486	34.608	260.0	2:19:33.917	
24	1	1:45.365	29.708	40.799	34.858	261.3	44:12.952	77	2	1:43.939	29.567	39.817	34.555	259.4	2:21:17.856	
25	1	1:44.640	29.673	40.065	34.902	262.5	45:57.592	78	2	1:44.095	29.471	39.889	34.735	259.4	2:23:01.951	
26	1	1:44.792	29.556	40.322	34.914	261.3	47:42.384	79	2	1:44.332	29.439	39.769	35.124	259.4	2:24:46.283	
27	1	1:46.644	30.550	41.142	34.952	261.3	49:29.028	80	2	1:46.040	30.236	40.947	34.857	259.4	2:26:32.323	
28	1	1:44.843	29.617	40.230	34.996	262.5	51:13.871	81	2	1:44.233	29.693	39.886	34.654	260.0	2:28:16.556	
29	1	1:46.860	30.147	41.754	34.959	262.5	53:00.731	82	2	1:43.746	29.430	39.851	34.465	258.8	2:30:00.302	
30	1	1:46.848	29.591	40.875	36.382	261.3	54:47.579	83	2	1:43.835	29.366	40.091	34.378	258.1	2:31:44.137	
31	1	1:49.819	30.868	41.673	37.278	258.1	56:37.398	84	2	1:44.864	29.421	39.988	35.455	259.4	2:33:29.001	
32	1	1:47.065	30.357	41.310	35.398	262.5	58:24.463	85	2	1:45.656	29.529	40.019	36.108	257.5	2:35:14.657	
33	1	1:44.769	29.803	40.231	34.735	261.3	1:00:09.232	86	2	1:43.926	29.668	39.680	34.578	258.1	2:36:58.583	
34	1	1:44.246	29.617	39.981	34.648	261.3	1:01:53.478	87	2	1:43.916	29.575	39.695	34.646	259.4	2:38:42.499	
35	1	1:49.594 B	29.684	40.547	39.363	259.4	1:03:43.072	88	2	1:46.585	30.254	40.870	35.461	264.5	2:40:29.084	
36	1	3:21.922	2:04.463	41.309	36.150	177.3	1:07:04.994	89	2	1:44.812	29.486	40.551	34.775	261.3	2:42:13.896	
37	1	1:45.215	29.844	40.227	35.144	258.1	1:08:50.209	90	2	1:44.634	29.916	40.133	34.585	260.6	2:43:58.530	
38	1	1:45.494	29.814	40.441	35.239	258.1	1:10:35.703	91	2	1:48.760	29.474	40.214	39.072	260.0	2:45:47.290	
39	1	1:44.920	29.766	40.370	34.784	260.0	1:12:20.623	92	2	1:45.349	30.831	39.707	34.811	250.9	2:47:32.639	
40	1	1:45.132	29.703	40.467	34.962	258.1	1:14:05.755	93	2	1:43.730	29.367	39.705	34.658	260.0	2:49:16.369	
41	1	1:44.606	29.575	40.056	34.975	258.8	1:15:50.361	94	2	1:46.063	29.887	40.286	35.890	261.9	2:51:02.432	
42	1	1:45.536	30.540	40.296	34.700	258.1	1:17:35.897	95	2	1:44.598	29.807	40.052	34.739	261.9	2:52:47.030	
43	1	1:50.181 B	29.794	40.580	39.807	261.3	1:19:26.078	96	2	1:46.124	30.187	40.583	35.354	263.2	2:54:33.154	
44	1	2:07.085	50.831	41.329	34.925	178.5	1:21:33.163	97	2	1:45.952	30.207	40.939	34.806	263.8	2:56:19.106	
45	1	1:45.833	30.197	40.657	34.979	259.4	1:23:18.996	98	2	1:44.680	29.370	39.572	35.738	257.5	2:58:03.786	
46	1	1:44.700	29.652	40.258	34.790	260.6	1:25:03.696	99	2	1:50.951 B	29.971	40.344	40.636	255.7	2:59:54.737	
47	1	1:45.973	29.846	40.370	35.757	258.8	1:26:49.669	100	3	3:27.395	2:13.191	39.809	34.395	177.3	3:03:22.132	
48	1	1:45.476	30.098	40.279	35.099	258.1	1:28:35.145	101	3	1:44.181	29.525	40.017	34.639	257.5	3:05:06.313	
49	1	1:45.530	29.744	40.427	35.359	258.8	1:30:20.675	102	3	1:45.853	30.567	40.336	34.950	260.0	3:06:52.166	
50	1	1:45.511	29.702	40.244	35.565	259.4	1:32:06.186	103	3	1:43.732	29.783	39.687	34.262	257.5	3:08:35.898	
51	1	1:46.176	29.874	41.054	35.248	257.5	1:33:52.362	104	3	1:43.912	29.720	39.711	34.481	256.3	3:10:19.810	
52	1	1:46.010	29.921	41.033	35.056	256.3	1:35:38.372	105	3	1:43.850	29.582	39.726	34.542	258.1	3:12:03.660	
53	1	1:45.525	29.925	40.310	35.290	256.3	1:37:23.897	106	3	1:44.485	30.008	40.115	34.362	260.6	3:13:48.145	
54	1	1:46.177	30.085	40.959	35.133	256.3	1:39:10.074	107	3	1:44.438	29.729	40.051	34.658	258.1	3:15:32.583	
55	1	1:46.968	29.741	41.618	35.609	257.5	1:40:57.042	108	3	1:45.274	30.101	40.058	35.115	260.6	3:17:17.857	
56	1	1:45.562	29.989	40.344	35.229	258.1	1:42:42.604	109	3	1:44.086	29.666	39.938	34.482	259.4	3:19:01.943	
57	1	1:46.079	29.904	40.768	35.407	257.5	1:44:28.683	110	3	1:44.115	29.702	39.940	34.473	258.8	3:20:46.058	
58	1	1:48.247	30.129	42.116	36.002	258.8	1:46:16.930	111	3	1:43.997	29.759	39.731	34.507	258.1	3:22:30.055	
59	1	1:45.973	30.232	40.340	35.401	259.4	1:48:02.903	112	3	1:44.084	29.579	39.976	34.529	262.5	3:24:14.139	
60	1	1:45.479	29.946	40.413	35.120	258.1	1:49:48.382	113	3	1:43.886	29.573	39.755	34.558	258.8	3:25:58.025	
61	1	1:45.663	29.687	40.848	35.128	260.6	1:51:34.045	114	3	1:43.861	29.616	39.680	34.565	257.5	3:27:41.886	
62	1	1:46.404	29.698	41.385	35.321	258.8	1:53:20.449	115	3	1:43.889	29.758	39.782	34.349	258.1	3:29:25.775	
63	1	1:52.169 B	30.197	41.091	40.881	260.0	1:55:12.618	116	3	1:44.181	29.920	39.740	34.521	257.5	3:31:09.956	
64	2	3:29.802	2:14.554	40.838	34.410	173.6	1:58:42.420	117	3	1:44.071	29.763	39.745	34.563	256.9	3:32:54.027	
65	2	1:45.224	29.977	40.390	34.857	256.9	2:00:27.644	118	3	1:44.005	29.738	39.713	34.554	260.0	3:34:38.032	
66	2	1:43.899	29.665	39.869	34.365	258.1	2:02:11.543	119	3	1:44.185	29.608	39.904	34.673	259.4	3:36:22.217	
67	2	1:43.681	29.635	39.751	34.295	258.8	2:03:55.224	120	3	1:44.139	29.528	39.973	34.638	261.9	3:38:06.356	
68	2	1:44.465	30.076	40.145	34.244	260.6	2:05:39.689	121	3	1:45.492	30.217	40.357	34.918	261.3	3:39:51.848	
69	2	1:43.402	29.690	39.543	34.169	258.1	2:07:23.091	122	3	1:45.665	29.871	40.850	34.944	259.4	3:41:37.513	
70	2	1:45.046	29.549	39.911	35.586	259.4	2:09:08.137	123	3	1:46.591	29.664	42.010	34.917	261.9	3:43:24.104	



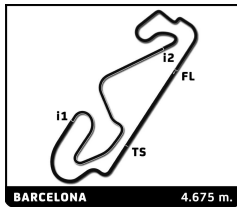


EUROPEAN LE MANS SERIES
4 Hours of Barcelona
Race

Sector Analysis

		Lap under Red Flag						Invalidated Lap		Personal Best		Session Best		B Crossing the pit lane	
Lap	D	Time	Sector 1	Sector 2	Sector 3	T. Spd	Elapsed	Lap	D	Time	Sector 1	Sector 2	Sector 3	T. Spd	Elapsed
124	3	1:46.588	29.990	40.457	36.141	262.5	3:45:10.692	41	3	1:41.367	28.655	38.122	34.590	280.3	1:13:31.244
125	3	1:45.914	30.085	40.332	35.497	263.2	3:46:56.606	42	3	1:39.158	28.027	38.060	33.071	276.7	1:15:10.402
126	3	1:44.499	29.920	39.958	34.621	263.2	3:48:41.105	43	3	1:37.976	27.636	37.280	33.060	279.6	1:16:48.378
127	3	1:44.430	29.660	39.965	34.805	261.3	3:50:25.535	44	3	1:38.955	28.591	37.461	32.903	281.0	1:18:27.333
128	3	1:43.957	29.696	39.785	34.476	261.3	3:52:09.492	45	3	1:38.944	28.000	37.872	33.072	281.0	1:20:06.277
129	3	1:44.966	30.192	40.293	34.481	262.5	3:53:54.458	46	3	1:37.978	27.696	37.369	32.913	280.3	1:21:44.255
130	3	1:44.402	29.588	40.161	34.653	259.4	3:55:38.860	47	3	1:39.993	27.874	37.642	34.477	280.3	1:23:24.248
131	3	1:44.271	29.545	40.022	34.704	260.6	3:57:23.131	48	3	1:39.498	27.926	37.756	33.816	280.3	1:25:03.746
132	3	1:45.392	30.047	40.379	34.966	261.3	3:59:08.523	49	3	1:38.730	27.764	37.580	33.386	278.1	1:26:42.476
133	3	1:44.871	29.917	40.333	34.621	261.9	4:00:53.394	50	3	1:38.188	27.823	37.522	32.843	278.1	1:28:20.664
17		IDEC Sport				Oreca 07 - Gibson									
		1. Dwight MERRIMAN		3. Ryan DALZIEL		LMP2 P/A									
		2. Kyle TILLEY													
1	1	1:53.459	33.913	39.889	39.657		1:53.459	51	3	1:38.154	27.569	37.509	33.076	281.0	1:29:58.818
2	1	2:58.838	49.748	1:14.319	54.771	208.2	4:52.297	52	3	1:39.413	27.716	38.165	33.532	282.5	1:31:38.231
3	1	2:17.027	38.972	54.645	43.410	150.1	7:09.324	53	3	1:40.065	27.937	38.775	33.353	278.9	1:33:18.296
4	1	2:11.614	39.197	53.150	39.267	209.4	9:20.938	54	3	1:39.769	28.893	37.820	33.056	281.0	1:34:58.065
5	1	1:42.696	29.230	38.995	34.471	279.6	11:03.634	55	3	1:41.513	28.537	39.574	33.402	281.0	1:36:39.578
6	1	1:39.847	28.367	38.052	33.428	279.6	12:43.481	56	3	1:40.019	28.737	38.049	33.233	278.9	1:38:19.597
7	1	1:40.657	28.507	38.688	33.462	279.6	14:24.138	57	3	1:39.430	27.932	38.238	33.260	279.6	1:39:59.027
8	1	1:40.321	28.236	38.217	33.868	278.1	16:04.459	58	3	1:44.475 B	28.183	38.375	37.917	279.6	1:41:43.502
9	1	1:40.921	27.996	39.327	33.598	278.1	17:45.380	59	3	2:43.695	1:31.198	38.596	33.901	190.9	1:44:27.197
10	1	1:40.999	28.277	38.917	33.805	278.1	19:26.379	60	3	1:40.796	29.432	38.052	33.312	278.9	1:46:07.993
11	1	1:41.057	28.623	38.766	33.668	278.9	21:07.436	61	3	1:39.822	28.641	37.896	33.285	278.1	1:47:47.815
12	1	1:41.561	28.614	39.286	33.661	278.1	22:48.997	62	3	1:38.985	27.895	37.850	33.240	277.4	1:49:26.800
13	1	1:41.857	28.442	38.966	34.449	278.1	24:30.854	63	3	1:39.080	27.983	37.810	33.287	277.4	1:51:05.880
14	1	1:41.467	28.830	38.974	33.663	279.6	26:12.321	64	3	1:42.000	28.828	39.310	33.862	281.0	1:52:47.880
15	1	1:40.903	28.469	38.837	33.597	278.9	27:53.224	65	3	1:40.588	29.149	38.063	33.376	279.6	1:54:28.468
16	1	1:40.689	28.388	38.709	33.592	278.1	29:33.913	66	3	1:39.857	28.053	38.648	33.156	279.6	1:56:08.325
17	1	1:41.685	28.348	39.510	33.827	278.9	31:15.598	67	3	1:39.879	28.621	38.038	33.220	279.6	1:57:48.204
18	1	1:44.969	29.466	38.806	36.697	281.0	33:00.567	68	3	1:40.075	27.830	37.909	34.336	278.1	1:59:28.279
19	1	1:42.190	28.844	39.089	34.257	278.9	34:42.757	69	3	1:41.133	28.106	38.799	34.228	278.1	2:01:09.412
20	1	1:41.415	28.746	38.820	33.849	278.9	36:24.172	70	3	1:40.441	28.518	38.289	33.634	278.9	2:02:49.853
21	1	1:42.060	28.639	38.735	34.686	278.9	38:06.232	71	3	1:39.692	27.967	37.983	33.742	279.6	2:04:29.545
22	1	1:41.638	28.771	38.785	34.082	276.0	39:47.870	72	3	1:38.779	27.822	37.776	33.181	279.6	2:06:08.324
23	1	1:41.843	28.486	38.388	34.969	278.9	41:29.713	73	3	1:41.792	29.254	39.046	33.492	281.0	2:07:50.116
24	1	1:42.980	29.024	39.248	34.708	280.3	43:12.693	74	3	1:40.281	27.984	37.996	34.301	278.1	2:09:30.397
25	1	1:42.882	29.456	39.161	34.265	278.9	44:55.575	75	3	1:39.673	28.499	37.817	33.357	278.9	2:11:10.070
26	1	1:41.207	28.884	38.338	33.985	281.8	46:36.782	76	3	1:39.508	28.532	37.889	33.087	281.8	2:12:49.578
27	1	1:42.106	28.675	39.591	33.840	278.9	48:18.888	77	3	1:39.414	27.893	38.341	33.180	281.0	2:14:28.992
28	1	1:44.364	28.608	39.949	35.807	280.3	50:03.252	78	3	1:39.289	28.239	38.009	33.041	282.5	2:16:08.281
29	1	1:48.027 B	28.932	38.653	40.442	278.9	51:51.279	79	3	1:39.900	27.721	37.996	34.183	283.3	2:17:48.181
30	3	3:06.050	1:55.062	38.287	32.701	192.2	54:57.329	80	3	1:41.814	29.965	38.328	33.521	281.0	2:19:29.995
31	3	1:41.141	28.826	38.408	33.907	283.3	56:38.470	81	3	1:39.498	27.958	37.958	33.582	281.8	2:21:09.493
32	3	1:40.945	28.980	38.329	33.636	281.8	58:19.415	82	3	1:40.031	28.186	38.383	33.462	280.3	2:22:49.524
33	3	1:39.227	27.815	37.350	34.062	281.0	59:58.642	83	3	1:41.273	28.162	39.655	33.456	281.0	2:24:30.797
34	3	1:37.770	27.692	37.268	32.810	280.3	1:01:36.412	84	3	1:39.461	28.063	37.955	33.443	280.3	2:26:10.258
35	3	1:38.419	27.739	37.610	33.070	282.5	1:03:14.831	85	3	1:41.073	28.387	39.178	33.508	282.5	2:27:51.331
36	3	1:59.548	27.764	38.060	53.724	281.8	1:05:14.379	86	3	1:41.616	28.033	38.487	35.096	280.3	2:29:32.947
37	3	1:38.433	28.352	37.357	32.724	278.1	1:06:52.812	87	3	1:48.455 B	28.522	39.950	39.983	278.1	2:31:21.402
38	3	1:39.470	27.713	38.210	33.547	278.9	1:08:32.282	88	2	3:29.356	2:17.273	38.373	33.710	190.9	2:34:50.758
39	3	1:37.750	27.584	37.317	32.849	280.3	1:10:10.032	89	2	1:40.421	28.144	38.802	33.475	276.7	2:36:31.179
40	3	1:39.845	28.929	37.896	33.020	284.0	1:11:49.877	90	2	1:40.988	28.171	39.144	33.673	278.9	2:38:12.167
								91	2	1:40.532	28.177	38.444	33.911	278.1	2:39:52.699
								92	2	1:40.811	28.388	38.496	33.927	277.4	2:41:33.510
								93	2	1:40.423	28.571	38.224	33.628	278.9	2:43:13.933





EUROPEAN LE MANS SERIES
4 Hours of Barcelona
Race

Sector Analysis

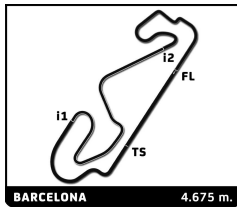
Lap under Red Flag Invalidated Lap Personal Best Session Best Crossing the pit lane

Lap	D	Time	Sector 1	Sector 2	Sector 3	T. Spd	Elapsed	Lap	D	Time	Sector 1	Sector 2	Sector 3	T. Spd	Elapsed
94	2	1:40.764	28.106	38.660	33.998	276.0	2:44:54.697	5	1	1:45.832	30.870	40.474	34.488	263.8	11:12.065
95	2	1:39.954	28.188	38.182	33.584	276.7	2:46:34.651	6	1	1:43.828	29.793	39.607	34.428	258.1	12:55.893
96	2	1:40.553	28.683	38.238	33.632	278.1	2:48:15.204	7	1	1:44.918	29.969	40.251	34.698	257.5	14:40.811
97	2	1:42.176	28.514	39.063	34.599	280.3	2:49:57.380	8	1	1:44.956	29.961	40.108	34.887	260.0	16:25.767
98	2	1:42.052	29.229	39.006	33.817	278.1	2:51:39.432	9	1	1:42.931	29.703	39.452	33.776	256.9	18:08.698
99	2	1:41.292	28.614	38.662	34.016	278.9	2:53:20.724	10	1	1:43.995	29.613	39.443	34.939	258.1	19:52.693
100	2	1:39.896	28.176	38.007	33.713	276.7	2:55:00.620	11	1	1:43.457	29.846	39.744	33.867	259.4	21:36.150
101	2	1:40.403	28.316	38.644	33.443	276.7	2:56:41.023	12	1	1:42.704	29.535	39.210	33.959	257.5	23:18.854
102	2	1:39.348	28.043	37.917	33.388	276.0	2:58:20.371	13	1	1:42.974	29.469	39.244	34.261	258.8	25:01.828
103	2	1:41.474	28.222	38.410	34.842	276.7	3:00:01.845	14	1	1:43.599	29.677	39.641	34.281	259.4	26:45.427
104	2	1:41.910	28.874	38.546	34.490	275.3	3:01:43.755	15	1	1:44.125	29.661	39.704	34.760	260.6	28:29.552
105	2	1:39.508	27.899	37.939	33.670	276.7	3:03:23.263	16	1	1:44.297	29.809	39.766	34.722	257.5	30:13.849
106	2	1:41.028	28.426	38.817	33.785	278.9	3:05:04.291	17	1	1:43.990	29.833	39.663	34.494	256.9	31:57.839
107	2	1:39.702	28.001	38.232	33.469	278.1	3:06:43.993	18	1	1:44.245	29.987	39.883	34.375	258.8	33:42.084
108	2	1:39.552	27.760	37.942	33.850	278.1	3:08:23.545	19	1	1:44.723	29.629	39.961	35.133	258.8	35:26.807
109	2	1:41.695	28.804	38.982	33.909	276.7	3:10:05.240	20	1	1:43.805	29.753	39.624	34.428	260.0	37:10.612
110	2	1:39.563	27.832	38.159	33.572	276.7	3:11:44.803	21	1	1:44.894	29.773	40.340	34.781	259.4	38:55.506
111	2	1:39.312	27.960	37.814	33.538	276.7	3:13:24.115	22	1	1:45.786	30.418	40.239	35.129	260.6	40:41.292
112	2	1:39.818	28.022	38.233	33.563	278.9	3:15:03.933	23	1	1:44.143	29.647	39.955	34.541	256.9	42:25.435
113	2	1:39.525	27.953	38.019	33.553	279.6	3:16:43.458	24	1	1:43.657	29.656	39.445	34.556	258.1	44:09.092
114	2	1:40.666	28.662	38.159	33.845	278.9	3:18:24.124	25	1	1:43.971	29.882	39.633	34.456	259.4	45:53.063
115	2	1:41.408	28.789	38.275	34.344	272.5	3:20:05.532	26	1	1:44.730	29.729	40.539	34.462	261.3	47:37.793
116	2	1:45.452 B	28.137	38.954	38.361	279.6	3:21:50.984	27	1	1:44.484	29.594	40.012	34.878	259.4	49:22.277
117	2	2:57.094	1:44.736	38.973	33.385	191.2	3:24:48.078	28	1	1:45.291	29.798	40.229	35.264	260.6	51:07.568
118	2	1:41.259	29.250	38.290	33.719	276.7	3:26:29.337	29	1	1:42.921	29.527	39.211	34.183	259.4	52:50.489
119	2	1:40.374	28.058	38.777	33.539	275.3	3:28:09.711	30	1	1:42.855	29.349	39.237	34.269	260.0	54:33.344
120	2	1:40.074	28.032	38.499	33.543	276.7	3:29:49.785	31	1	1:43.119	29.513	39.468	34.138	260.0	56:16.463
121	2	1:42.596	28.548	39.797	34.251	277.4	3:31:32.381	32	1	1:43.089	29.523	39.294	34.272	261.9	57:59.552
122	2	1:41.774	28.238	39.128	34.408	276.0	3:33:14.155	33	1	1:43.700	29.507	39.577	34.616	260.6	59:43.252
123	2	1:39.346	28.045	37.946	33.355	274.6	3:34:53.501	34	1	1:44.927	29.976	40.308	34.643	263.2	1:01:28.179
124	2	1:39.189	27.780	37.955	33.454	276.0	3:36:32.690	35	1	1:48.056 B	30.056	39.797	38.203	260.0	1:03:16.235
125	2	1:39.390	28.152	38.022	33.216	276.7	3:38:12.080	36	2	3:30.342	2:14.091	39.990	36.261	174.7	1:06:46.577
126	2	1:41.032	28.248	38.806	33.978	278.1	3:39:53.112	37	2	1:45.709	30.487	40.466	34.756	253.3	1:08:32.286
127	2	1:43.020	28.527	38.562	35.931	279.6	3:41:36.132	38	2	1:45.558	29.918	40.224	35.416	256.3	1:10:17.844
128	2	1:43.750	28.702	40.381	34.667	277.4	3:43:19.882	39	2	1:46.856	29.983	40.362	36.511	256.9	1:12:04.700
129	2	1:40.787	28.024	38.768	33.995	277.4	3:45:00.669	40	2	1:45.671	30.263	40.602	34.806	257.5	1:13:50.371
130	2	1:41.981	28.341	39.111	34.529	278.1	3:46:42.650	41	2	1:44.968	29.900	40.328	34.740	258.1	1:15:35.339
131	2	1:43.018	29.467	38.834	34.717	266.4	3:48:25.668	42	2	1:45.020	29.924	40.260	34.836	256.9	1:17:20.359
132	2	1:40.466	28.193	38.570	33.703	278.1	3:50:06.134	43	2	1:46.446	29.903	40.630	35.913	257.5	1:19:06.805
133	2	1:41.957	28.199	38.812	34.946	278.1	3:51:48.091	44	2	1:45.541	29.932	40.751	34.858	259.4	1:20:52.346
134	2	1:41.114	28.447	39.033	33.634	278.1	3:53:29.205	45	2	1:45.622	29.955	40.341	35.326	258.8	1:22:37.968
135	2	1:42.021	28.295	39.703	34.023	278.1	3:55:11.226	46	2	1:46.638	30.170	40.926	35.542	260.6	1:24:24.606
136	2	1:41.535	28.341	38.940	34.254	278.1	3:56:52.761	47	2	1:45.075	30.037	40.311	34.727	255.7	1:26:09.681
137	2	1:41.833	28.494	39.263	34.076	276.7	3:58:34.594	48	2	1:45.416	30.174	40.207	35.035	253.3	1:27:55.097
138	2	1:42.524	28.735	38.613	35.176	276.7	4:00:17.118	49	2	1:49.060	30.295	40.959	37.806	255.7	1:29:44.157
139	2	1:42.469	28.611	39.040	34.818	276.0	4:01:59.587	50	2	1:47.175	31.328	40.686	35.161	246.9	1:31:31.332
								51	2	1:45.584	30.927	39.956	34.701	252.1	1:33:16.916
								52	2	1:47.651	30.514	41.768	35.369	253.9	1:35:04.567
								53	2	1:45.589	30.388	40.411	34.790	252.7	1:36:50.156
								54	2	1:44.645	29.895	40.057	34.693	254.5	1:38:34.801
								55	2	1:45.701	29.877	40.804	35.020	255.1	1:40:20.502
								56	2	1:45.898	30.083	40.254	35.561	256.3	1:42:06.400
								57	2	1:46.797	30.353	40.976	35.468	253.9	1:43:53.197

18 **1 AIM Villorba Corse** Ligier JS P320 - Nissan
 1. Alessandro BRESSAN LMP3
 2. Andreas LASKARATOS 3. Damiano FIORAVANTI

1	1	2:01.667	36.498	41.974	43.195		2:01.667
2	1	3:00.186	50.346	1:13.225	56.615	206.6	5:01.853
3	1	2:14.715	39.424	53.406	41.885	159.2	7:16.568
4	1	2:09.665	41.494	49.775	38.396	184.0	9:26.233





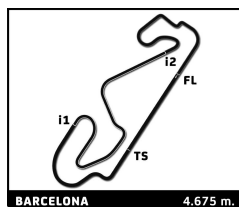
EUROPEAN LE MANS SERIES
4 Hours of Barcelona
Race

Sector Analysis

Lap under Red Flag Invalidated Lap Personal Best Session Best Crossing the pit lane

Lap	D	Time	Sector 1	Sector 2	Sector 3	T. Spd	Elapsed	Lap	D	Time	Sector 1	Sector 2	Sector 3	T. Spd	Elapsed
58	2	1:46.112	30.299	40.531	35.282	257.5	1:45:39.309	111	3	1:44.571	29.837	39.859	34.875	256.3	3:22:41.795
59	2	1:47.344	30.424	40.898	36.022	258.8	1:47:26.653	112	3	1:45.612	29.874	40.582	35.156	258.8	3:24:27.407
60	2	1:48.552	30.367	41.399	36.786	256.3	1:49:15.205	113	3	1:47.639	30.486	40.815	36.338	258.1	3:26:15.046
61	2	1:47.351	30.696	40.419	36.236	255.7	1:51:02.556	114	3	1:44.849	29.938	39.966	34.945	255.7	3:27:59.895
62	2	1:47.092	30.381	41.128	35.583	256.9	1:52:49.648	115	3	1:45.024	30.060	40.206	34.758	257.5	3:29:44.919
63	2	1:45.963	29.911	40.169	35.883	258.1	1:54:35.611	116	3	1:44.878	29.837	40.194	34.847	254.5	3:31:29.797
64	2	1:46.951	30.061	40.604	36.286	259.4	1:56:22.562	117	3	1:45.969	29.913	40.520	35.536	254.5	3:33:15.766
65	2	1:46.198	30.449	40.615	35.134	258.1	1:58:08.760	118	3	1:46.951	30.579	40.950	35.422	256.9	3:35:02.717
66	2	1:47.026	30.289	41.097	35.640	257.5	1:59:55.786	119	3	1:45.593	30.371	40.262	34.960	256.3	3:36:48.310
67	2	1:45.913	30.691	40.379	34.843	256.9	2:01:41.699	120	3	1:44.762	29.783	40.144	34.835	254.5	3:38:33.072
68	2	1:50.578 B	29.835	40.358	40.385	255.7	2:03:32.277	121	3	1:44.551	29.861	39.858	34.832	254.5	3:40:17.623
69	2	2:56.496	1:39.783	40.758	35.955	177.6	2:06:28.773	122	3	1:44.922	29.956	40.028	34.938	257.5	3:42:02.545
70	2	1:47.569	30.335	40.494	36.740	255.1	2:08:16.342	123	3	1:46.458	30.459	41.093	34.906	256.3	3:43:49.003
71	2	1:46.799	30.453	40.911	35.435	253.3	2:10:03.141	124	3	1:45.249	30.283	40.018	34.948	258.1	3:45:34.252
72	2	1:46.651	30.862	40.605	35.184	258.1	2:11:49.792	125	3	1:44.829	29.802	40.100	34.927	257.5	3:47:19.081
73	2	1:46.237	30.183	40.600	35.454	257.5	2:13:36.029	126	3	1:45.766	29.910	41.022	34.834	259.4	3:49:04.847
74	2	1:47.623	30.859	40.822	35.942	261.3	2:15:23.652	127	3	1:46.439	30.506	40.926	35.007	257.5	3:50:51.286
75	2	1:46.652	30.335	40.577	35.740	258.8	2:17:10.304	128	3	1:45.448	29.851	40.447	35.150	257.5	3:52:36.734
76	2	1:48.296	30.289	41.248	36.759	258.8	2:18:58.600	129	3	1:45.352	29.823	40.070	35.459	257.5	3:54:22.086
77	2	1:47.233	30.327	40.820	36.086	259.4	2:20:45.833	130	3	1:46.985	30.951	40.687	35.347	261.3	3:56:09.071
78	2	1:48.909	30.845	41.787	36.277	261.9	2:22:34.742	131	3	1:44.638	29.710	40.180	34.748	256.9	3:57:53.709
79	2	1:45.929	30.076	40.507	35.346	257.5	2:24:20.671	132	3	1:45.284	29.705	39.810	35.769	256.3	3:59:38.993
80	2	1:46.322	30.465	40.447	35.410	255.7	2:26:06.993	133	3	1:46.216	30.824	40.174	35.218	255.1	4:01:25.209
81	2	1:46.481	30.211	40.643	35.627	255.1	2:27:53.474	19 COOL Racing Ligier JS P320 - Nissan LMP3							
82	2	1:47.587	30.390	41.033	36.164	255.1	2:29:41.061	1. Nicolas MAULINI 3. Niklas KRUETTEN							
83	2	1:46.438	30.382	40.726	35.330	255.1	2:31:27.499	2. Matthew BELL							
84	2	1:47.742	30.406	40.665	36.671	253.9	2:33:15.241	1	1	1:58.736	35.878	41.646	41.212		1:58.736
85	2	1:46.468	30.382	40.454	35.632	253.3	2:35:01.709	2	1	3:01.189	50.903	1:14.027	56.259	177.6	4:59.925
86	2	1:47.090	30.996	40.553	35.541	261.9	2:36:48.799	3	1	2:15.235	39.605	52.705	42.925	180.6	7:15.160
87	2	1:46.854	30.291	41.237	35.326	256.9	2:38:35.653	4	1	2:10.300	39.737	51.939	38.624	161.4	9:25.460
88	2	1:46.123	30.138	40.669	35.316	256.3	2:40:21.776	5	1	1:45.435	31.047	40.050	34.338	256.9	11:10.895
89	2	1:46.158	30.277	40.556	35.325	255.7	2:42:07.934	6	1	1:44.618	30.039	40.085	34.494	257.5	12:55.513
90	2	1:47.307	30.981	40.799	35.527	255.1	2:43:55.241	7	1	1:43.057	29.490	39.468	34.099	263.8	14:38.570
91	2	1:47.235	30.612	41.214	35.409	255.7	2:45:42.476	8	1	1:42.925	29.455	39.503	33.967	261.3	16:21.495
92	2	1:47.071	31.141	40.794	35.136	253.9	2:47:29.547	9	1	1:45.099	29.856	39.830	35.413	262.5	18:06.594
93	2	1:45.877	30.151	40.454	35.272	254.5	2:49:15.424	10	1	1:43.396	29.667	39.692	34.037	267.1	19:49.990
94	2	1:45.509	29.975	40.420	35.114	257.5	2:51:00.933	11	1	1:43.579	29.518	39.663	34.398	261.9	21:33.569
95	2	1:45.508	30.040	40.355	35.113	258.8	2:52:46.441	12	1	1:43.491	29.459	39.760	34.272	261.9	23:17.060
96	2	1:48.475	30.531	42.052	35.892	256.9	2:54:34.916	13	1	1:43.865	29.723	39.727	34.415	261.9	25:00.925
97	2	1:49.301	30.497	42.679	36.125	258.8	2:56:24.217	14	1	1:43.627	29.624	39.592	34.411	262.5	26:44.552
98	2	1:55.080 B	30.697	41.493	42.890	256.9	2:58:19.297	15	1	1:44.426	29.559	39.875	34.992	263.2	28:28.978
99	3	3:25.272	2:09.842	39.766	35.664	179.1	3:01:44.569	16	1	1:43.925	29.644	39.776	34.505	261.3	30:12.903
100	3	1:44.962	30.218	40.196	34.548	254.5	3:03:29.531	17	1	1:44.432	29.858	39.996	34.578	263.2	31:57.335
101	3	1:44.231	29.903	39.785	34.543	256.3	3:05:13.762	18	1	1:46.309	30.009	41.451	34.849	262.5	33:43.644
102	3	1:44.231	29.894	39.797	34.540	255.1	3:06:57.993	19	1	1:44.906	29.736	40.596	34.574	262.5	35:28.550
103	3	1:44.357	29.963	39.849	34.545	255.1	3:08:42.350	20	1	1:44.658	29.661	40.117	34.880	262.5	37:13.208
104	3	1:45.762	29.853	40.167	35.742	254.5	3:10:28.112	21	1	1:45.909	30.231	40.978	34.700	263.2	38:59.117
105	3	1:44.943	30.016	40.028	34.899	258.8	3:12:13.055	22	1	1:44.989	29.836	40.354	34.799	263.2	40:44.106
106	3	1:45.381	29.899	40.504	34.978	255.1	3:13:58.436	23	1	1:44.156	29.532	39.991	34.633	263.2	42:28.262
107	3	1:45.744	30.820	40.311	34.613	258.1	3:15:44.180	24	1	1:45.694	29.863	41.067	34.764	264.5	44:13.956
108	3	1:44.210	29.800	39.976	34.434	255.7	3:17:28.390	25	1	1:44.442	29.662	40.041	34.739	265.1	45:58.398
109	3	1:44.321	29.870	39.766	34.685	255.1	3:19:12.711	26	1	1:44.529	29.703	40.145	34.681	263.8	47:42.927
110	3	1:44.513	29.952	39.934	34.627	256.9	3:20:57.224	27	1	1:45.203	29.919	40.608	34.676	265.1	49:28.130



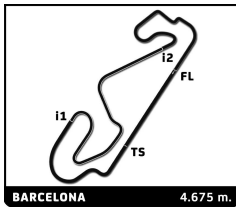


EUROPEAN LE MANS SERIES
4 Hours of Barcelona
Race

Sector Analysis

													Lap under Red Flag		Invalidated Lap		Personal Best		Session Best		B Crossing the pit lane	
Lap	D	Time	Sector 1	Sector 2	Sector 3	T. Spd	Elapsed	Lap	D	Time	Sector 1	Sector 2	Sector 3	T. Spd	Elapsed							
28	1	1:44.681	29.741	40.087	34.853	263.2	51:12.811	81	3	1:45.667	30.882	40.300	34.485	263.2	2:27:39.811							
29	1	1:45.418	30.100	40.685	34.633	263.2	52:58.229	82	3	1:45.206	30.079	40.541	34.586	262.5	2:29:25.017							
30	1	1:47.494	30.283	41.550	35.661	265.8	54:45.723	83	3	1:44.600	29.910	40.099	34.591	260.6	2:31:09.617							
31	1	1:43.842	29.783	39.785	34.274	262.5	56:29.565	84	3	1:44.018	29.765	39.812	34.441	260.0	2:32:53.635							
32	1	1:44.009	29.678	39.920	34.411	260.6	58:13.574	85	3	1:44.389	29.824	40.167	34.398	260.6	2:34:38.024							
33	1	1:45.013	29.744	39.935	35.334	263.2	59:58.587	86	3	1:45.166	29.778	39.967	35.421	260.0	2:36:23.190							
34	1	1:44.859	30.037	39.947	34.875	264.5	1:01:43.446	87	3	1:44.992	30.538	39.992	34.462	261.3	2:38:08.182							
35	1	1:50.231 B	30.025	40.736	39.470	261.9	1:03:33.677	88	3	1:44.272	29.895	39.950	34.427	263.2	2:39:52.454							
36	1	2:56.410	1:39.533	41.136	35.741	180.3	1:06:30.087	89	3	1:44.886	30.192	40.007	34.687	261.9	2:41:37.340							
37	1	1:45.693	30.131	40.598	34.964	259.4	1:08:15.780	90	3	1:46.294	30.957	40.093	35.244	261.9	2:43:23.634							
38	1	1:45.540	30.031	40.686	34.823	263.2	1:10:01.320	91	3	1:46.069	29.956	41.149	34.964	262.5	2:45:09.703							
39	1	1:45.696	30.025	40.680	34.991	262.5	1:11:47.016	92	3	1:45.146	29.929	40.191	35.026	260.6	2:46:54.849							
40	1	1:45.657	29.869	40.772	35.016	260.0	1:13:32.673	93	3	1:44.824	29.869	40.092	34.863	261.9	2:48:39.673							
41	1	1:46.077	29.831	40.803	35.443	261.9	1:15:18.750	94	3	1:44.808	29.756	40.106	34.946	262.5	2:50:24.481							
42	1	1:46.032	30.374	40.620	35.038	264.5	1:17:04.782	95	3	1:48.082	29.864	42.036	36.182	263.8	2:52:12.563							
43	1	1:46.587	30.644	40.976	34.967	265.8	1:18:51.369	96	3	1:46.529	31.116	40.581	34.832	262.5	2:53:59.092							
44	1	1:45.641	29.844	40.665	35.132	261.9	1:20:37.010	97	3	1:44.472	29.832	40.047	34.593	261.3	2:55:43.564							
45	1	1:44.839	30.038	40.099	34.702	260.0	1:22:21.849	98	3	1:44.160	29.711	39.986	34.463	261.3	2:57:27.724							
46	1	1:45.920	29.990	41.007	34.923	261.9	1:24:07.769	99	3	1:44.724	29.775	40.001	34.948	260.0	2:59:12.448							
47	1	1:46.307	29.761	40.572	35.974	261.3	1:25:54.076	100	3	1:44.599	30.023	39.991	34.585	258.8	3:00:57.047							
48	1	1:45.725	30.241	40.589	34.895	263.8	1:27:39.801	101	3	1:44.705	29.862	39.991	34.852	260.0	3:02:41.752							
49	1	1:46.122	29.882	40.394	35.846	260.6	1:29:25.923	102	3	1:44.609	30.012	39.806	34.791	262.5	3:04:26.361							
50	1	1:46.195	29.852	40.637	35.706	261.9	1:31:12.118	103	3	1:48.822 B	29.937	39.985	38.900	261.9	3:06:15.183							
51	1	1:45.630	30.296	40.492	34.842	262.5	1:32:57.748	104	2	3:25.867	2:11.531	40.087	34.249	179.7	3:09:41.050							
52	1	1:44.952	29.755	40.361	34.836	260.6	1:34:42.700	105	2	1:44.641	29.863	40.318	34.460	258.8	3:11:25.691							
53	1	1:45.883	30.039	40.884	34.960	260.0	1:36:28.583	106	2	1:45.308	29.875	40.153	35.280	260.0	3:13:10.999							
54	1	1:44.758	29.851	39.949	34.958	261.3	1:38:13.341	107	2	1:44.935	30.004	40.234	34.697	260.6	3:14:55.934							
55	1	1:45.437	30.092	40.182	35.163	260.0	1:39:58.778	108	2	1:45.582	29.998	40.668	34.916	263.2	3:16:41.516							
56	1	1:46.587	29.988	41.544	35.055	263.2	1:41:45.365	109	2	1:46.061	30.191	40.581	35.289	260.6	3:18:27.577							
57	1	1:48.821	30.187	41.206	37.428	261.9	1:43:34.186	110	2	1:44.808	30.072	40.126	34.610	260.0	3:20:12.385							
58	1	1:46.781	30.253	40.764	35.764	260.6	1:45:20.967	111	2	1:44.634	29.918	40.131	34.585	260.0	3:21:57.019							
59	1	1:46.429	30.477	40.919	35.033	262.5	1:47:07.396	112	2	1:46.197	30.259	41.015	34.923	260.0	3:23:43.216							
60	1	1:45.111	30.043	40.139	34.929	261.9	1:48:52.507	113	2	1:45.053	29.957	40.267	34.829	260.0	3:25:28.269							
61	1	1:46.199	30.590	40.431	35.178	261.3	1:50:38.706	114	2	1:47.087	30.059	41.246	35.782	259.4	3:27:15.356							
62	1	1:45.778	30.144	40.314	35.320	262.5	1:52:24.484	115	2	1:45.473	30.291	40.321	34.861	259.4	3:29:00.829							
63	1	1:45.047	29.977	40.234	34.836	262.5	1:54:09.531	116	2	1:46.178	30.298	40.494	35.386	260.0	3:30:47.007							
64	1	1:46.588	30.049	40.517	36.022	262.5	1:55:56.119	117	2	1:46.978	30.357	40.992	35.629	260.6	3:32:33.985							
65	1	1:46.536	30.032	41.104	35.400	261.9	1:57:42.655	118	2	1:46.679	30.444	40.662	35.573	261.3	3:34:20.664							
66	1	1:45.489	29.919	40.413	35.157	261.9	1:59:28.144	119	2	1:48.175	30.903	41.158	36.114	263.2	3:36:08.839							
67	1	1:45.471	30.166	40.334	34.971	262.5	2:01:13.615	120	2	1:46.098	30.558	40.577	34.963	263.2	3:37:54.937							
68	1	1:47.680	30.106	40.780	36.794	262.5	2:03:01.295	121	2	1:45.683	30.123	40.336	35.224	260.6	3:39:40.620							
69	1	1:53.100 B	31.063	40.591	41.446	265.1	2:04:54.395	122	2	1:45.729	30.036	40.355	35.338	261.3	3:41:26.349							
70	3	3:27.517	2:12.702	40.370	34.445	177.9	2:08:21.912	123	2	1:45.528	30.077	40.453	34.998	264.5	3:43:11.877							
71	3	1:45.144	30.419	40.136	34.589	260.0	2:10:07.056	124	2	1:45.325	29.951	40.293	35.081	261.9	3:44:57.202							
72	3	1:44.356	30.031	39.844	34.481	260.6	2:11:51.412	125	2	1:45.385	30.039	40.241	35.105	261.3	3:46:42.587							
73	3	1:44.920	30.125	40.302	34.493	262.5	2:13:36.332	126	2	1:46.813	30.836	40.634	35.343	262.5	3:48:29.400							
74	3	1:45.246	30.025	40.172	35.049	265.8	2:15:21.578	127	2	1:45.713	30.089	40.464	35.160	260.6	3:50:15.113							
75	3	1:46.197	29.912	40.719	35.566	266.4	2:17:07.775	128	2	1:46.380	30.191	40.666	35.523	260.0	3:52:01.493							
76	3	1:44.478	30.029	39.901	34.548	265.1	2:18:52.253	129	2	1:45.787	30.003	40.653	35.131	260.0	3:53:47.280							
77	3	1:44.592	29.808	40.222	34.562	261.3	2:20:36.845	130	2	1:46.869	30.031	41.177	35.661	260.0	3:55:34.149							
78	3	1:44.492	29.831	39.814	34.847	263.2	2:22:21.337	131	2	1:45.250	29.958	40.393	34.899	261.9	3:57:19.399							
79	3	1:46.438	30.330	40.861	35.247	263.2	2:24:07.775	132	2	1:46.030	30.269	40.335	35.426	261.3	3:59:05.429							
80	3	1:46.369	30.840	40.593	34.936	258.1	2:25:54.144	133	2	1:45.747	30.135	40.591	35.021	260.0	4:00:51.176							





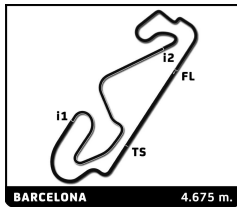
EUROPEAN LE MANS SERIES
4 Hours of Barcelona
Race

Sector Analysis

Lap under Red Flag Invalidated Lap ■ Personal Best ■ Session Best **B** Crossing the pit lane

Lap	D	Time	Sector 1	Sector 2	Sector 3	T. Spd	Elapsed	Lap	D	Time	Sector 1	Sector 2	Sector 3	T. Spd	Elapsed			
20	Team Virage						Ligier JS P320 - Nissan				51	2	1:43.218	29.337	39.470	34.411	261.9	1:34:56.745
	1. Rob HODES		3. Charles CREWS				LMP3				52	2	1:46.345	29.423	39.692	37.230	261.3	1:36:43.090
	2. Garrett GRIST										53	2	1:45.941	30.023	39.991	35.927	261.3	1:38:29.031
1	1	2:06.015	37.598	42.680	45.737		2:06.015	54	2	1:45.127	30.404	40.120	34.603	263.8	1:40:14.158			
2	1	2:59.896	50.017	1:13.522	56.357	189.2	5:05.911	55	2	1:46.252	29.984	41.321	34.947	263.2	1:42:00.410			
3	1	2:14.915	42.506	51.099	41.310	166.9	7:20.826	56	2	1:44.284	29.574	40.127	34.583	263.2	1:43:44.694			
4	1	2:08.346	42.179	48.459	37.708	184.6	9:29.172	57	2	1:44.269	29.738	39.964	34.567	265.1	1:45:28.963			
5	1	1:46.911	30.097	40.746	36.068	261.9	11:16.083	58	2	1:43.847	29.617	39.790	34.440	263.2	1:47:12.810			
6	1	1:45.337	30.064	40.261	35.012	263.2	13:01.420	59	2	1:43.830	29.508	39.646	34.676	263.2	1:48:56.640			
7	1	1:45.909	29.786	40.478	35.645	263.2	14:47.329	60	2	1:46.012	29.826	40.309	35.877	263.2	1:50:42.652			
8	1	3:19.027	30.313	2:11.512	37.202	263.8	18:06.356	61	2	1:44.550	29.908	40.039	34.603	268.4	1:52:27.202			
9	1	1:46.008	30.541	40.539	34.928	262.5	19:52.364	62	2	1:43.602	29.649	39.543	34.410	263.2	1:54:10.804			
10	1	1:46.409	30.016	41.543	34.850	261.9	21:38.773	63	2	1:45.666	29.697	40.083	35.886	264.5	1:55:56.470			
11	1	1:45.434	30.078	40.143	35.213	262.5	23:24.207	64	2	1:51.046 B	30.109	41.052	39.885	263.2	1:57:47.516			
12	1	1:45.714	29.901	40.851	34.962	263.2	25:09.921	65	2	3:26.598	2:12.651	39.672	34.275	177.0	2:01:14.114			
13	1	1:45.827	29.977	40.142	35.708	261.9	26:55.748	66	2	1:46.644	29.946	40.621	36.077	261.9	2:03:00.758			
14	1	1:45.082	29.954	40.318	34.810	261.3	28:40.830	67	2	1:44.865	30.092	40.160	34.613	258.1	2:04:45.623			
15	1	1:45.511	29.996	40.458	35.057	260.6	30:26.341	68	2	1:47.008	29.897	41.060	36.051	261.9	2:06:32.631			
16	1	1:46.852	30.066	41.955	34.831	263.2	32:13.193	69	2	1:44.191	29.560	40.160	34.471	261.3	2:08:16.822			
17	1	1:48.248	30.071	41.016	37.161	262.5	34:01.441	70	2	1:46.638	30.344	40.544	35.750	263.8	2:10:03.460			
18	1	1:49.117	30.931	42.543	35.643	264.5	35:50.558	71	2	1:44.513	29.774	40.100	34.639	265.1	2:11:47.973			
19	1	1:46.207	29.990	41.129	35.088	263.8	37:36.765	72	2	1:43.674	29.354	39.588	34.732	262.5	2:13:31.647			
20	1	1:47.084	29.949	41.753	35.382	261.9	39:23.849	73	2	1:43.459	29.625	39.496	34.338	260.6	2:15:15.106			
21	1	1:46.112	30.423	40.562	35.127	261.9	41:09.961	74	2	1:45.098	29.612	40.100	35.386	262.5	2:17:00.204			
22	1	1:47.717	30.029	41.354	36.334	261.9	42:57.678	75	2	1:45.779	29.974	40.716	35.089	263.2	2:18:45.983			
23	1	1:45.992	30.005	40.559	35.428	263.2	44:43.670	76	2	1:44.035	29.865	39.791	34.379	263.8	2:20:30.018			
24	1	1:46.527	29.911	41.234	35.382	263.2	46:30.197	77	2	1:45.237	29.413	40.332	35.492	263.8	2:22:15.255			
25	1	1:45.917	30.083	40.477	35.357	262.5	48:16.114	78	2	1:43.462	29.707	39.521	34.234	258.8	2:23:58.717			
26	1	1:48.217	30.031	40.964	37.222	261.3	50:04.331	79	2	1:43.352	29.217	39.514	34.621	262.5	2:25:42.069			
27	1	1:51.969 B	30.445	40.836	40.688	260.0	51:56.300	80	2	1:43.803	29.374	39.454	34.975	261.3	2:27:25.872			
28	2	3:04.160	1:48.218	40.202	35.740	179.1	55:00.460	81	2	1:43.984	29.437	40.053	34.494	261.9	2:29:09.856			
29	2	1:44.545	29.552	39.582	35.411	263.2	56:45.005	82	2	1:46.431	29.453	40.697	36.281	264.5	2:30:56.287			
30	2	1:44.252	29.757	39.560	34.935	260.6	58:29.257	83	2	1:44.924	30.133	39.877	34.914	262.5	2:32:41.211			
31	2	1:45.269	30.857	39.688	34.724	261.9	1:00:14.526	84	2	1:44.113	29.529	39.629	34.955	261.3	2:34:25.324			
32	2	1:43.941	29.607	39.728	34.606	261.9	1:01:58.467	85	2	1:43.536	29.460	39.624	34.452	261.9	2:36:08.860			
33	2	1:44.621	29.740	40.282	34.599	262.5	1:03:43.088	86	2	1:43.352	29.375	39.622	34.355	262.5	2:37:52.212			
34	2	1:43.260	29.481	39.393	34.386	262.5	1:05:26.348	87	2	1:44.180	29.486	39.867	34.827	263.2	2:39:36.392			
35	2	1:43.827	29.524	39.984	34.319	262.5	1:07:10.175	88	2	1:43.872	29.387	39.597	34.888	263.2	2:41:20.264			
36	2	1:45.030	30.373	40.153	34.504	263.8	1:08:55.205	89	2	1:44.074	29.541	39.871	34.662	261.9	2:43:04.338			
37	2	1:44.071	29.649	40.177	34.245	260.6	1:10:39.276	90	2	1:44.360	29.486	40.265	34.609	261.9	2:44:48.698			
38	2	1:44.062	29.414	39.679	34.969	261.9	1:12:23.338	91	2	1:44.978	30.425	39.765	34.788	264.5	2:46:33.676			
39	2	1:43.249	29.461	39.487	34.301	262.5	1:14:06.587	92	2	1:44.099	29.514	39.977	34.608	261.9	2:48:17.775			
40	2	1:44.034	29.457	39.669	34.908	263.2	1:15:50.621	93	2	1:44.604	29.458	39.865	35.281	263.8	2:50:02.379			
41	2	1:43.668	29.639	39.552	34.477	267.1	1:17:34.289	94	2	1:46.024	29.761	41.152	35.111	263.2	2:51:48.403			
42	2	1:43.145	29.456	39.528	34.161	263.2	1:19:17.434	95	2	1:44.106	29.361	40.031	34.714	263.2	2:53:32.509			
43	2	1:42.969	29.382	39.392	34.195	261.9	1:21:00.403	96	2	1:45.207	29.873	40.070	35.264	263.8	2:55:17.716			
44	2	1:42.929	29.253	39.351	34.325	263.2	1:22:43.332	97	2	1:45.105	29.829	40.330	34.946	261.3	2:57:02.821			
45	2	1:43.950	29.495	39.631	34.824	264.5	1:24:27.282	98	2	1:43.856	29.501	39.899	34.456	262.5	2:58:46.677			
46	2	1:44.670	29.477	39.892	35.301	262.5	1:26:11.952	99	2	1:44.855	29.545	40.145	35.165	260.6	3:00:31.532			
47	2	1:43.980	29.904	39.581	34.495	266.4	1:27:55.932	100	2	1:45.836	29.833	40.363	35.640	262.5	3:02:17.368			
48	2	1:48.324	29.795	40.956	37.573	263.8	1:29:44.256	101	2	1:50.991 B	30.500	40.605	39.886	266.4	3:04:08.359			
49	2	1:45.618	30.376	40.175	35.067	256.9	1:31:29.874	102	3	3:27.642	2:11.205	41.136	35.301	177.6	3:07:36.001			
50	2	1:43.653	29.412	39.616	34.625	260.0	1:33:13.527	103	3	1:46.661	30.155	41.226	35.280	258.1	3:09:22.662			



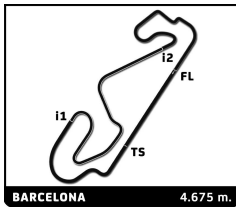


EUROPEAN LE MANS SERIES
4 Hours of Barcelona
Race

Sector Analysis

														Lap under Red Flag	Invalidated Lap	Personal Best	Session Best	B Crossing the pit lane	
Lap	D	Time	Sector 1	Sector 2	Sector 3	T. Spd	Elapsed	Lap	D	Time	Sector 1	Sector 2	Sector 3	T. Spd	Elapsed				
104	3	1:45.086	29.954	40.205	34.927	258.1	3:11:07.748	12	1	1:37.934	27.499	37.108	33.327	281.0	22:12.602				
105	3	1:45.508	30.217	40.051	35.240	259.4	3:12:53.256	13	1	1:39.941	28.938	38.333	32.670	284.0	23:52.543				
106	3	1:45.093	29.997	40.235	34.861	261.3	3:14:38.349	14	1	1:36.837	27.411	36.905	32.521	278.1	25:29.380				
107	3	1:46.688	29.860	41.067	35.761	262.5	3:16:25.037	15	1	1:38.737	27.483	37.257	33.997	279.6	27:08.117				
108	3	1:45.477	30.091	40.397	34.989	263.8	3:18:10.514	16	1	1:40.479	29.675	38.070	32.734	281.0	28:48.596				
109	3	1:45.470	30.045	40.366	35.059	260.0	3:19:55.984	17	1	1:40.283	27.684	37.814	34.785	278.9	30:28.879				
110	3	1:46.444	30.220	40.735	35.489	262.5	3:21:42.428	18	1	1:40.314	28.396	39.392	32.526	279.6	32:09.193				
111	3	1:46.599	30.525	40.645	35.429	263.2	3:23:29.027	19	1	1:36.887	27.374	36.977	32.536	278.1	33:46.080				
112	3	1:47.708	30.753	40.905	36.050	263.8	3:25:16.735	20	1	1:39.895	27.720	37.709	34.466	278.9	35:25.975				
113	3	1:46.252	30.390	40.508	35.354	261.3	3:27:02.987	21	1	1:37.048	27.388	37.104	32.556	278.9	37:03.023				
114	3	1:45.968	30.158	40.665	35.145	261.3	3:28:48.955	22	1	1:37.171	27.421	37.073	32.677	278.1	38:40.194				
115	3	1:45.263	29.968	40.348	34.947	258.1	3:30:34.218	23	1	1:38.319	27.621	38.068	32.630	280.3	40:18.513				
116	3	1:46.138	29.886	41.186	35.066	257.5	3:32:20.356	24	1	1:38.532	27.539	38.346	32.647	278.9	41:57.045				
117	3	1:45.319	29.869	40.292	35.158	258.8	3:34:05.675	25	1	1:37.359	27.217	37.488	32.654	278.9	43:34.404				
118	3	1:45.297	29.993	40.302	35.002	258.8	3:35:50.972	26	1	1:38.078	27.357	37.848	32.873	279.6	45:12.482				
119	3	1:44.911	29.893	40.119	34.899	259.4	3:37:35.883	27	1	1:39.041	27.385	37.301	34.355	280.3	46:51.523				
120	3	1:45.391	29.775	40.194	35.422	260.0	3:39:21.274	28	1	1:44.919 B	27.753	38.083	39.083	278.1	48:36.442				
121	3	1:45.501	30.168	40.404	34.929	260.0	3:41:06.775	29	1	2:51.616	1:41.737	37.284	32.595	192.2	51:28.058				
122	3	1:45.589	30.315	40.273	35.001	260.0	3:42:52.364	30	1	1:41.964	27.651	39.497	34.816	278.9	53:10.022				
123	3	1:45.015	29.790	40.362	34.863	261.3	3:44:37.379	31	1	1:41.099	28.357	38.760	33.982	281.0	54:51.121				
124	3	1:45.369	29.922	40.217	35.230	260.6	3:46:22.748	32	1	1:40.639	27.728	40.116	32.795	280.3	56:31.760				
125	3	1:45.975	30.097	40.835	35.043	262.5	3:48:08.723	33	1	1:37.751	27.806	37.220	32.725	277.4	58:09.511				
126	3	1:45.294	29.956	40.296	35.042	260.6	3:49:54.017	34	1	1:37.262	27.373	37.187	32.702	278.1	59:46.773				
127	3	1:45.693	29.936	40.540	35.217	260.0	3:51:39.710	35	1	1:38.518	27.472	38.495	32.551	278.9	1:01:25.291				
128	3	1:46.707	29.933	41.555	35.219	260.0	3:53:26.417	36	1	1:38.168	27.455	37.638	33.075	278.1	1:03:03.459				
129	3	1:46.592	30.116	41.215	35.261	260.0	3:55:13.009	37	1	1:39.260	27.433	38.020	33.807	278.9	1:04:42.719				
130	3	1:45.931	29.990	40.812	35.129	262.5	3:56:58.940	38	1	1:39.559	28.596	38.317	32.646	277.4	1:06:22.278				
131	3	1:49.118	30.136	40.720	38.262	260.0	3:58:48.058	39	1	1:37.789	27.739	37.438	32.612	279.6	1:08:00.067				
132	3	1:46.270	30.439	40.480	35.351	257.5	4:00:34.328	40	1	1:38.877	28.205	37.768	32.904	278.1	1:09:38.944				
21 DragonSpeed USA Oreca 07 - Gibson																			
1.Henrik HEDMAN 3.Ricky TAYLOR LMP2 P/A																			
2.Ben HANLEY																			
1	1	4:01.661	30.190	39.198	2:52.273		4:01.661	41	1	1:39.141	27.924	37.595	33.622	278.9	1:11:18.085				
2	1	1:49.657	31.830	41.098	36.729	266.4	5:51.318	42	1	1:38.019	28.079	37.296	32.644	279.6	1:12:56.104				
3	1	1:45.402	30.008	39.817	35.577	273.9	7:36.720	43	1	1:38.451	27.271	37.389	33.791	278.1	1:14:34.555				
4	1	2:03.239	39.743	47.774	35.722	135.7	9:39.959	44	1	1:38.650	28.437	37.373	32.840	279.6	1:16:13.205				
5	1	1:44.028	28.666	40.704	34.658	275.3	11:23.987	45	1	1:37.446	27.382	37.403	32.661	279.6	1:17:50.651				
6	1	1:42.176	28.514	39.691	33.971	278.1	13:06.163	46	1	1:37.643	27.450	37.594	32.599	279.6	1:19:28.294				
7	1	1:42.825	29.165	38.806	34.854	281.0	14:48.988	47	1	1:36.527	27.204	36.910	32.413	278.9	1:21:04.821				
22 United Autosports Oreca 07 - Gibson																			
1.Phil HANSON 3.Tom GAMBLE LMP2																			
2.Jonathan ABERDEIN																			
1	1	1:42.081	29.654	38.283	34.144		1:42.081	48	1	1:38.648	27.310	37.333	34.005	278.9	1:22:43.469				
2	1	3:01.405	53.937	1:13.267	54.201	177.0	4:43.486	49	1	1:39.303	27.390	38.238	33.675	279.6	1:24:22.772				
3	1	2:18.145	38.949	54.992	44.204	238.1	7:01.631	50	1	1:39.274	29.186	37.318	32.770	278.1	1:26:02.046				
4	1	2:13.609	39.225	53.530	40.854	197.9	9:15.240	51	1	1:39.501	27.784	37.439	34.278	278.1	1:27:41.547				
5	1	1:37.289	27.932	37.074	32.283	278.1	10:52.529	52	1	1:39.378	27.923	38.500	32.955	278.1	1:29:20.925				
6	1	1:36.843	27.607	37.077	32.159	281.0	12:29.372	53	1	1:38.851	27.448	38.251	33.152	279.6	1:30:59.776				
7	1	1:36.155	27.373	36.583	32.199	279.6	14:05.527	54	1	1:38.256	27.388	37.122	33.746	277.4	1:32:38.032				
8	1	1:35.964	27.212	36.639	32.113	281.0	15:41.491	55	1	1:39.371	28.246	38.291	32.834	278.9	1:34:17.403				
9	1	1:36.706	27.207	37.167	32.332	279.6	17:18.197	56	1	1:36.977	27.289	37.051	32.637	276.7	1:35:54.380				
10	1	1:37.631	27.143	37.693	32.795	278.9	18:55.828	57	1	1:43.748 B	27.990	37.393	38.365	276.7	1:37:38.128				
11	1	1:38.840	28.627	37.413	32.800	281.0	20:34.668	58	3	2:39.772	1:26.871	38.820	34.081	190.9	1:40:17.900				
								59	3	1:40.860	28.460	38.904	33.496	276.0	1:41:58.760				
								60	3	1:39.781	27.924	38.527	33.330	277.4	1:43:38.541				
								61	3	1:41.604	27.944	38.553	35.107	276.7	1:45:20.145				
								62	3	1:41.035	28.684	38.441	33.910	276.0	1:47:01.180				
								63	3	1:40.161	28.228	38.454	33.479	277.4	1:48:41.341				
								64	3	1:40.842	28.363	38.104	34.375	278.9	1:50:22.183				



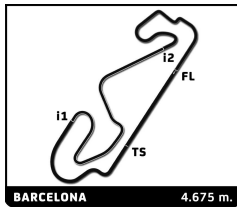


EUROPEAN LE MANS SERIES
4 Hours of Barcelona
Race

Sector Analysis

											Lap under Red Flag		Invalidated Lap		Personal Best		Session Best		B Crossing the pit lane	
Lap	D	Time	Sector 1	Sector 2	Sector 3	T. Spd	Elapsed	Lap	D	Time	Sector 1	Sector 2	Sector 3	T. Spd	Elapsed					
65	3	1:39.259	28.037	37.981	33.241	276.0	1:52:01.442	118	2	1:42.296	29.565	39.724	33.007	276.7	3:23:24.661					
66	3	1:40.862	28.195	38.140	34.527	278.1	1:53:42.304	119	2	1:39.300	27.671	38.594	33.035	278.1	3:25:03.961					
67	3	1:41.304	28.466	38.181	34.657	277.4	1:55:23.608	120	2	1:39.290	27.582	37.794	33.914	276.7	3:26:43.251					
68	3	1:39.460	27.901	37.961	33.598	276.0	1:57:03.068	121	2	1:40.792	28.313	37.427	35.052	271.1	3:28:24.043					
69	3	1:40.487	28.357	38.535	33.595	278.1	1:58:43.555	122	2	1:37.774	27.633	37.556	32.585	275.3	3:30:01.817					
70	3	1:40.663	28.821	38.260	33.582	273.9	2:00:24.218	123	2	1:37.470	27.574	37.008	32.888	274.6	3:31:39.287					
71	3	1:40.064	27.997	38.467	33.600	276.7	2:02:04.282	124	2	1:39.936	28.027	38.985	32.924	276.7	3:33:19.223					
72	3	1:39.137	27.780	37.767	33.590	276.7	2:03:43.419	125	2	1:40.829	27.875	39.101	33.853	276.7	3:35:00.052					
73	3	1:39.918	28.012	38.309	33.597	278.1	2:05:23.337	126	2	1:40.633	28.155	38.450	34.028	277.4	3:36:40.685					
74	3	1:40.837	27.927	39.321	33.589	278.1	2:07:04.174	127	2	1:38.558	27.790	37.644	33.124	276.7	3:38:19.243					
75	3	1:40.026	28.132	38.169	33.725	276.7	2:08:44.200	128	2	1:38.993	27.692	37.961	33.340	278.1	3:39:58.236					
76	3	1:42.591	28.229	38.580	35.782	278.1	2:10:26.791	129	2	1:46.114	31.562	40.494	34.058	277.4	3:41:44.350					
77	3	1:44.370	28.936	40.787	34.647	272.5	2:12:11.161	130	2	1:40.404	27.946	38.290	34.168	276.7	3:43:24.754					
78	3	1:41.505	28.151	39.222	34.132	280.3	2:13:52.666	131	2	1:42.891	28.239	39.872	34.780	280.3	3:45:07.645					
79	3	1:40.528	28.144	38.410	33.974	278.9	2:15:33.194	132	2	1:39.912	27.885	37.686	34.341	276.7	3:46:47.557					
80	3	1:41.699	28.400	39.351	33.948	278.9	2:17:14.893	133	2	1:39.220	27.899	38.341	32.980	276.7	3:48:26.777					
81	3	1:42.592	28.226	39.063	35.303	280.3	2:18:57.485	134	2	1:39.696	28.522	37.837	33.337	278.1	3:50:06.473					
82	3	1:42.745	29.746	38.488	34.511	282.5	2:20:40.230	135	2	1:41.284	28.289	38.517	34.478	278.9	3:51:47.757					
83	3	1:41.647	28.212	38.456	34.979	281.0	2:22:21.877	136	2	1:38.934	27.890	38.030	33.014	275.3	3:53:26.691					
84	3	1:42.113	28.353	38.480	35.280	278.9	2:24:03.990	137	2	1:39.272	27.525	37.543	34.204	276.0	3:55:05.963					
85	3	1:41.438	28.129	39.224	34.085	277.4	2:25:45.428	138	2	1:39.791	28.135	37.776	33.880	275.3	3:56:45.754					
86	3	1:45.992 B	28.334	39.167	38.491	275.3	2:27:31.420	139	2	1:38.882	27.853	37.829	33.200	275.3	3:58:24.636					
87	3	3:01.406	1:51.091	37.060	33.255	191.2	2:30:32.826	140	2	1:40.492	28.420	37.953	34.119	277.4	4:00:05.128					
88	3	1:41.649	28.005	38.885	34.759	278.1	2:32:14.475	141	2	1:41.921	29.371	37.965	34.585	280.3	4:01:47.049					
89	3	1:40.342	28.340	38.806	33.196	277.4	2:33:54.817	24 Algarve Pro Racing 1. Diego MENCHACA 3. Richard BRADLEY 2. Ferdinand HABSBURG							Oreca 07 - Gibson LMP2					
90	3	1:40.972	28.007	39.118	33.847	278.1	2:35:35.789								1	1	1:51.411	32.179	39.529	39.703
91	3	1:38.307	27.662	37.566	33.079	279.6	2:37:14.096	2	1	2:58.670	49.574	1:14.480	54.616	158.3	7:07.676					
92	3	1:38.782	27.517	38.201	33.064	280.3	2:38:52.878	3	1	2:17.595	39.202	54.921	43.472	180.6	9:19.111					
93	3	1:37.959	27.384	37.668	32.907	278.1	2:40:30.837	4	1	2:11.435	38.747	53.548	39.140	180.6	10:58.134					
94	3	1:38.583	27.820	37.972	32.791	278.9	2:42:09.420	5	1	1:39.023	28.378	37.847	32.798	276.7	12:36.594					
95	3	1:38.372	28.332	37.415	32.625	277.4	2:43:47.792	6	1	1:38.460	28.051	37.667	32.742	278.1	14:14.730					
96	3	1:37.569	27.157	37.259	33.153	274.6	2:45:25.361	7	1	1:38.136	27.865	37.529	32.742	277.4	15:52.388					
97	3	1:38.990	27.134	37.186	34.670	277.4	2:47:04.351	8	1	1:37.658	27.571	37.258	32.829	276.7	17:29.751					
98	3	1:38.288	27.369	38.125	32.794	274.6	2:48:42.639	9	1	1:37.363	27.577	37.164	32.622	276.0	19:07.436					
99	3	1:39.833	27.358	38.564	33.911	278.1	2:50:22.472	10	1	1:37.685	27.523	37.272	32.890	276.0	20:45.926					
100	3	1:37.039	27.141	37.084	32.814	280.3	2:51:59.511	11	1	1:38.490	28.078	37.422	32.990	278.9	22:23.629					
101	3	1:39.665	28.114	38.004	33.547	280.3	2:53:39.176	12	1	1:37.703	27.373	37.365	32.965	275.3	24:02.096					
102	3	1:38.952	27.302	38.277	33.373	277.4	2:55:18.128	13	1	1:38.467	27.372	37.598	33.497	277.4	25:44.123					
103	3	1:38.401	27.441	37.444	33.516	278.1	2:56:56.529	14	1	1:42.027	28.224	40.067	33.736	276.7	27:22.677					
104	3	1:37.918	27.508	37.539	32.871	277.4	2:58:34.447	15	1	1:38.554	27.667	37.704	33.183	274.6	29:01.552					
105	3	1:38.105	27.704	37.481	32.920	276.7	3:00:12.552	16	1	1:38.875	27.695	37.669	33.511	276.7	30:43.583					
106	3	1:39.079	27.364	37.331	34.384	276.7	3:01:51.631	17	1	1:42.031	29.203	38.502	34.326	279.6	32:24.158					
107	3	1:39.076	27.674	37.862	33.540	276.0	3:03:30.707	18	1	1:40.575	28.271	38.832	33.472	279.6	34:07.072					
108	3	1:38.708	28.444	37.312	32.952	277.4	3:05:09.415	19	1	1:42.914	30.063	39.043	33.808	277.4	35:49.371					
109	3	1:40.430	28.120	38.832	33.478	276.7	3:06:49.845	20	1	1:42.299	27.980	39.755	34.564	276.7	37:30.421					
110	3	1:40.314	28.449	38.372	33.493	279.6	3:08:30.159	21	1	1:41.050	28.057	39.003	33.990	276.0	39:10.497					
111	3	1:40.148	27.465	37.465	35.218	275.3	3:10:10.307	22	1	1:40.076	27.890	38.673	33.513	276.0	40:48.823					
112	3	1:38.379	27.936	37.478	32.965	275.3	3:11:48.686	23	1	1:38.326	27.598	37.590	33.138	276.7	42:28.364					
113	3	1:37.864	27.479	37.385	33.000	277.4	3:13:26.550	24	1	1:39.541	27.752	37.889	33.900	276.7	44:09.268					
114	3	1:44.289 B	27.502	38.306	38.481	277.4	3:15:10.839	25	1	1:40.904	28.832	38.013	34.059	276.7	45:55.811					
115	2	3:13.376	2:01.596	38.086	33.694	190.5	3:18:24.215	26	1	1:46.543 B	27.993	38.048	40.502	277.4						
116	2	1:38.323	27.740	37.019	33.564	277.4	3:20:02.538													
117	2	1:39.827	27.906	37.965	33.956	278.1	3:21:42.365													



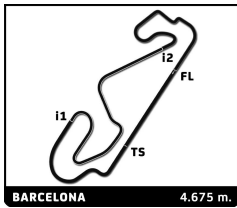


EUROPEAN LE MANS SERIES
4 Hours of Barcelona
Race

Sector Analysis

											Lap under Red Flag		Invalidated Lap		Personal Best		Session Best		B Crossing the pit lane	
Lap	D	Time	Sector 1	Sector 2	Sector 3	T. Spd	Elapsed	Lap	D	Time	Sector 1	Sector 2	Sector 3	T. Spd	Elapsed					
27	1	2:34.779	1:19.616	40.034	35.129	190.2	48:30.590	80	3	1:46.732 B	29.142	38.988	38.602	278.1	2:18:57.127					
28	1	1:42.160	28.889	39.557	33.714	275.3	50:12.750	81	3	2:30.681	1:17.911	38.635	34.135	188.8	2:21:27.808					
29	1	1:39.941	28.145	38.086	33.710	274.6	51:52.691	82	3	1:41.336	29.193	38.454	33.689	276.7	2:23:09.144					
30	1	1:39.955	28.362	38.112	33.481	275.3	53:32.646	83	3	1:39.873	27.862	38.205	33.806	274.6	2:24:49.017					
31	1	1:40.218	27.902	38.137	34.179	276.0	55:12.864	84	3	1:40.595	28.132	38.897	33.566	275.3	2:26:29.612					
32	1	1:40.884	28.901	37.924	34.059	278.1	56:53.748	85	3	1:39.929	28.087	38.244	33.598	274.6	2:28:09.541					
33	1	1:41.673	28.911	38.374	34.388	278.9	58:35.421	86	3	1:41.695	27.952	39.529	34.214	275.3	2:29:51.236					
34	1	1:41.919	28.413	38.763	34.743	278.1	1:00:17.340	87	3	1:40.764	28.215	38.564	33.985	274.6	2:31:32.000					
35	1	1:42.777	29.631	39.643	33.503	276.7	1:02:00.117	88	3	1:42.609	28.645	38.625	35.339	276.0	2:33:14.609					
36	1	1:40.608	28.305	38.672	33.631	278.1	1:03:40.725	89	3	1:42.711	28.559	39.491	34.661	273.2	2:34:57.320					
37	1	1:39.448	27.931	37.931	33.586	277.4	1:05:20.173	90	3	1:40.277	28.154	38.337	33.786	273.9	2:36:37.597					
38	1	1:41.906	28.219	39.768	33.919	277.4	1:07:02.079	91	3	1:40.791	28.334	38.517	33.940	276.0	2:38:18.388					
39	1	1:40.292	28.445	38.345	33.502	276.7	1:08:42.371	92	3	1:41.323	28.194	38.599	34.530	276.0	2:39:59.711					
40	1	1:39.087	27.919	37.767	33.401	276.0	1:10:21.458	93	3	1:41.417	28.284	38.851	34.282	275.3	2:41:41.128					
41	1	1:41.316	27.860	38.670	34.786	276.7	1:12:02.774	94	3	1:41.578	28.379	38.922	34.277	274.6	2:43:22.706					
42	1	1:40.754	28.571	38.726	33.457	277.4	1:13:43.528	95	3	1:41.658	28.317	39.081	34.260	275.3	2:45:04.364					
43	1	1:39.368	27.793	37.896	33.679	277.4	1:15:22.896	96	3	1:42.251	28.375	38.721	35.155	273.9	2:46:46.615					
44	1	1:42.010	28.118	39.074	34.818	278.9	1:17:04.906	97	3	1:42.453	29.112	39.215	34.126	275.3	2:48:29.068					
45	1	1:41.990	30.025	38.317	33.648	278.9	1:18:46.896	98	3	1:42.083	29.010	38.904	34.169	276.7	2:50:11.151					
46	1	1:42.753	28.657	38.662	35.434	276.0	1:20:29.649	99	3	1:41.898	28.684	38.888	34.326	276.0	2:51:53.049					
47	1	1:40.425	28.060	38.872	33.493	277.4	1:22:10.074	100	3	1:42.659	29.606	38.828	34.225	278.1	2:53:35.708					
48	1	1:41.822	28.929	38.265	34.628	279.6	1:23:51.896	101	3	1:43.628	29.772	39.044	34.812	276.7	2:55:19.336					
49	1	1:41.561	28.503	38.785	34.273	275.3	1:25:33.457	102	3	1:42.298	28.669	39.356	34.273	276.0	2:57:01.634					
50	1	1:39.489	27.998	37.985	33.506	275.3	1:27:12.946	103	3	2:10.914	28.306	38.872	1:03.736	274.6	2:59:12.548					
51	1	1:42.050	27.885	37.894	36.271	274.6	1:28:54.996	104	3	1:51.525 B	31.016	39.981	40.528	254.5	3:01:04.073					
52	1	1:49.870 B	28.952	40.043	40.875	276.0	1:30:44.866	105	2	2:56.379	1:44.785	38.752	32.842	188.8	3:04:00.452					
53	3	2:59.552	1:47.738	38.201	33.613	189.2	1:33:44.418	106	2	1:39.427	28.420	37.820	33.187	276.7	3:05:39.879					
54	3	1:38.707	27.823	37.843	33.041	271.8	1:35:23.125	107	2	1:39.318	28.515	37.451	33.352	275.3	3:07:19.197					
55	3	1:39.959	28.509	38.138	33.312	276.0	1:37:03.084	108	2	1:38.796	27.614	38.092	33.090	273.9	3:08:57.993					
56	3	1:40.364	28.393	37.773	34.198	271.8	1:38:43.448	109	2	1:39.206	27.916	37.825	33.465	273.2	3:10:37.199					
57	3	1:38.613	27.562	37.694	33.357	274.6	1:40:22.061	110	2	1:38.965	27.732	37.640	33.593	273.9	3:12:16.164					
58	3	1:40.328	28.288	38.354	33.686	274.6	1:42:02.389	111	2	1:40.100	27.779	38.371	33.950	275.3	3:13:56.264					
59	3	1:39.984	28.011	38.464	33.509	275.3	1:43:42.373	112	2	1:40.149	28.609	38.216	33.324	276.7	3:15:36.413					
60	3	1:39.493	27.707	37.535	34.251	273.2	1:45:21.866	113	2	1:40.814	28.166	38.763	33.885	274.6	3:17:17.227					
61	3	1:41.073	29.162	38.528	33.383	276.7	1:47:02.939	114	2	1:39.540	27.770	38.472	33.298	275.3	3:18:56.767					
62	3	1:39.535	27.906	38.128	33.501	273.9	1:48:42.474	115	2	1:38.173	27.805	37.491	32.877	273.9	3:20:34.940					
63	3	1:41.237	28.082	38.292	34.863	274.6	1:50:23.711	116	2	1:39.290	28.612	37.736	32.942	273.9	3:22:14.230					
64	3	1:39.616	28.130	37.879	33.607	273.2	1:52:03.327	117	2	1:38.528	27.828	37.692	33.008	276.0	3:23:52.758					
65	3	1:40.299	27.967	38.343	33.989	274.6	1:53:43.626	118	2	1:39.803	28.002	38.332	33.469	276.7	3:25:32.561					
66	3	1:40.602	28.489	38.373	33.740	276.7	1:55:24.228	119	2	1:40.743	28.084	38.608	34.051	276.0	3:27:13.304					
67	3	1:39.826	27.966	38.222	33.638	275.3	1:57:04.054	120	2	1:41.510	27.901	39.102	34.507	273.9	3:28:54.814					
68	3	1:42.552	29.468	39.045	34.039	274.6	1:58:46.606	121	2	1:42.637	30.484	38.873	33.280	273.9	3:30:37.451					
69	3	1:40.100	27.890	38.251	33.959	273.9	2:00:26.706	122	2	1:39.721	28.072	38.405	33.244	273.9	3:32:17.172					
70	3	1:39.594	27.798	38.165	33.631	273.9	2:02:06.300	123	2	1:40.120	28.361	38.326	33.433	274.6	3:33:57.292					
71	3	1:39.199	27.763	37.818	33.618	275.3	2:03:45.499	124	2	1:41.229	28.191	38.374	34.664	274.6	3:35:38.521					
72	3	1:39.555	27.875	38.124	33.556	276.0	2:05:25.054	125	2	1:40.114	28.286	38.158	33.670	274.6	3:37:18.635					
73	3	1:39.969	27.945	38.296	33.728	276.7	2:07:05.023	126	2	1:39.664	28.411	38.087	33.166	277.4	3:38:58.299					
74	3	1:39.762	28.028	38.125	33.609	275.3	2:08:44.785	127	2	1:40.552	28.348	38.622	33.582	276.0	3:40:38.851					
75	3	1:42.094	28.118	38.493	35.483	276.7	2:10:26.879	128	2	1:39.843	28.013	38.445	33.385	275.3	3:42:18.694					
76	3	1:42.984	29.123	39.834	34.027	277.4	2:12:09.863	129	2	1:40.787	28.426	38.348	34.013	276.7	3:43:59.481					
77	3	1:40.342	28.185	38.377	33.780	278.9	2:13:50.205	130	2	1:39.507	28.302	37.817	33.388	276.0	3:45:38.988					
78	3	1:40.390	28.188	38.430	33.772	278.9	2:15:30.595	131	2	1:40.182	28.128	38.147	33.907	277.4	3:47:19.170					
79	3	1:39.800	27.819	38.089	33.892	276.7	2:17:10.395	132	2	1:43.787 B	28.100	37.913	37.774	276.0	3:49:02.957					





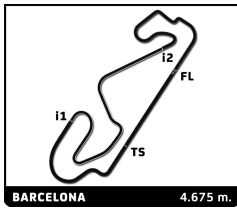
EUROPEAN LE MANS SERIES
4 Hours of Barcelona
Race

Sector Analysis

																Lap under Red Flag	Invalidated Lap	Personal Best	Session Best	B Crossing the pit lane	
Lap	D	Time	Sector 1	Sector 2	Sector 3	T. Spd	Elapsed	Lap	D	Time	Sector 1	Sector 2	Sector 3	T. Spd	Elapsed						
133	2	2:15.094	1:03.305	38.479	33.310	190.5	3:51:18.051	44	2	1:41.725	27.754	38.833	35.138	279.6	1:17:07.345						
134	2	1:39.574	27.823	38.218	33.533	274.6	3:52:57.625	45	2	1:39.942	28.030	38.471	33.441	282.5	1:18:47.287						
135	2	1:40.528	28.393	38.459	33.676	275.3	3:54:38.153	46	2	1:39.005	27.994	37.446	33.565	281.0	1:20:26.292						
136	2	1:39.169	27.793	37.880	33.496	275.3	3:56:17.322	47	2	1:38.223	27.812	37.629	32.782	281.8	1:22:04.515						
137	2	1:39.355	27.790	38.364	33.201	275.3	3:57:56.677	48	2	1:42.760	28.377	40.090	34.293	280.3	1:23:47.275						
138	2	1:42.326	28.458	38.729	35.139	276.0	3:59:39.003	49	2	1:37.899	27.635	37.460	32.804	278.1	1:25:25.174						
139	2	1:39.830	28.438	38.057	33.335	269.1	4:01:18.833	50	2	1:38.718	27.512	37.193	34.013	277.4	1:27:03.892						
								51	2	1:38.622	27.774	37.550	33.298	273.2	1:28:42.514						
								52	2	1:38.190	27.392	37.494	33.304	278.1	1:30:20.704						
								53	2	1:39.052	28.351	37.671	33.030	276.0	1:31:59.756						
								54	2	1:37.966	27.466	37.419	33.081	277.4	1:33:37.722						
								55	2	1:38.865	27.526	38.172	33.167	278.1	1:35:16.587						
								56	2	1:45.582 B	28.888	37.804	38.890	278.1	1:37:02.169						
								57	2	2:51.594	1:38.355	39.657	33.582	186.6	1:39:53.763						
								58	2	1:39.099	27.795	37.994	33.310	276.0	1:41:32.862						
								59	2	1:43.682	28.902	39.222	35.558	278.1	1:43:16.544						
								60	2	1:39.955	28.212	38.237	33.506	273.2	1:44:56.499						
								61	2	1:41.225	27.818	39.567	33.840	278.1	1:46:37.724						
								62	2	1:40.267	27.847	38.079	34.341	277.4	1:48:17.991						
								63	2	1:43.512	29.507	38.941	35.064	278.9	1:50:01.503						
								64	2	1:41.306	28.958	38.558	33.790	278.1	1:51:42.809						
								65	2	1:39.456	28.016	37.989	33.451	277.4	1:53:22.265						
								66	2	1:40.144	28.267	38.155	33.722	279.6	1:55:02.409						
								67	2	1:40.377	28.538	38.184	33.655	280.3	1:56:42.786						
								68	2	1:39.946	27.985	38.205	33.756	278.1	1:58:22.732						
								69	2	1:43.047	28.108	38.256	36.683	278.1	2:00:05.779						
								70	2	1:39.814	27.965	38.043	33.806	276.7	2:01:45.593						
								71	2	1:44.692	29.951	40.435	34.306	280.3	2:03:30.285						
								72	2	1:40.779	27.963	38.618	34.198	278.1	2:05:11.064						
								73	2	1:41.709	28.654	39.129	33.926	278.9	2:06:52.773						
								74	2	1:41.614	28.119	38.605	34.890	278.9	2:08:34.387						
								75	2	1:40.645	28.334	38.559	33.752	276.7	2:10:15.032						
								76	2	1:39.395	27.934	37.971	33.490	278.9	2:11:54.427						
								77	2	1:42.311	28.176	39.790	34.345	280.3	2:13:36.738						
								78	2	1:41.456	28.473	39.076	33.907	282.5	2:15:18.194						
								79	2	1:41.414	28.127	38.552	34.735	280.3	2:16:59.608						
								80	2	1:40.520	28.407	38.243	33.870	277.4	2:18:40.128						
								81	2	1:39.672	27.985	38.063	33.624	278.9	2:20:19.800						
								82	2	1:41.912	27.884	40.130	33.898	281.8	2:22:01.712						
								83	2	1:40.806	28.134	38.509	34.163	278.1	2:23:42.518						
								84	2	1:40.448	28.066	38.540	33.842	278.9	2:25:22.966						
								85	2	1:46.396 B	28.152	38.487	39.757	277.4	2:27:09.362						
								86	3	3:01.257	1:50.406	37.532	33.319	188.2	2:30:10.619						
								87	3	1:39.211	28.666	37.600	32.945	276.0	2:31:49.830						
								88	3	1:38.231	27.600	37.245	33.386	277.4	2:33:28.061						
								89	3	1:38.843	28.169	37.752	32.922	278.1	2:35:06.904						
								90	3	1:43.296	29.881	39.176	34.239	279.6	2:36:50.200						
								91	3	1:38.828	28.741	37.330	32.757	278.9	2:38:29.028						
								92	3	1:39.133	27.551	38.616	32.966	281.8	2:40:08.161						
								93	3	1:38.228	27.638	37.511	33.079	278.1	2:41:46.389						
								94	3	1:40.135	27.584	37.787	34.764	277.4	2:43:26.524						
								95	3	1:40.296	27.875	38.391	34.030	277.4	2:45:06.820						
								96	3	1:39.932	28.056	37.709	34.167	274.6	2:46:46.752						

25	G-Drive Racing		Aurus 01 - Gibson				
	1. John FALB	3. Pietro FITTIPALDI	LMP2 P/A				
	2. Rui ANDRADE						
1	1	1:48.509	31.281	38.946	38.282	1:48.509	
2	1	2:58.499	49.632	1:13.821	55.046	183.1	4:47.008
3	1	2:17.393	38.777	54.021	44.595	186.6	7:04.401
4	1	2:12.463	39.107	53.592	39.764	201.6	9:16.864
5	1	1:38.144	28.022	37.471	32.651	279.6	10:55.008
6	1	1:37.288	27.679	36.978	32.631	280.3	12:32.296
7	1	1:37.148	27.409	37.171	32.568	279.6	14:09.444
8	1	1:37.372	27.535	37.356	32.481	278.9	15:46.816
9	1	1:37.563	27.468	37.319	32.776	278.9	17:24.379
10	1	1:38.480	27.689	37.364	33.427	278.9	19:02.859
11	1	1:37.457	27.546	37.063	32.848	278.1	20:40.316
12	1	1:37.850	27.433	36.970	33.447	278.1	22:18.166
13	1	1:40.179	27.565	38.698	33.916	278.9	23:58.345
14	1	1:38.638	27.868	37.450	33.320	280.3	25:36.983
15	1	1:38.217	27.598	37.333	33.286	278.9	27:15.200
16	1	1:41.038	27.888	39.104	34.046	279.6	28:56.238
17	1	1:41.081	29.102	38.477	33.502	280.3	30:37.319
18	1	1:40.510	27.679	37.963	34.868	278.9	32:17.829
19	1	1:43.732	28.046	41.135	34.551	278.9	34:01.561
20	1	1:40.179	28.127	38.414	33.638	278.9	35:41.740
21	1	1:39.573	27.960	38.064	33.549	278.9	37:21.313
22	1	1:39.138	27.904	37.753	33.481	278.9	39:00.451
23	1	1:42.051	28.332	38.410	35.309	281.0	40:42.502
24	1	1:39.924	28.471	37.953	33.500	278.1	42:22.426
25	1	1:40.016	27.961	37.840	34.215	278.1	44:02.442
26	1	1:40.376	28.254	38.593	33.529	281.0	45:42.818
27	1	1:48.026 B	28.719	39.761	39.546	283.3	47:30.844
28	2	3:01.222	1:51.182	37.402	32.638	191.9	50:32.066
29	2	1:39.352	27.527	38.578	33.247	281.0	52:11.418
30	2	1:42.101	27.915	39.323	34.863	278.1	53:53.519
31	2	1:40.074	27.852	38.978	33.244	278.9	55:33.593
32	2	1:37.379	27.527	37.273	32.579	278.9	57:10.972
33	2	1:38.379	28.243	37.439	32.697	278.9	58:49.351
34	2	1:39.695	27.357	39.458	32.880	279.6	1:00:29.046
35	2	1:40.170	27.611	38.933	33.626	278.9	1:02:09.216
36	2	1:40.206	28.887	38.274	33.045	276.7	1:03:49.422
37	2	1:37.804	27.513	37.190	33.101	278.9	1:05:27.226
38	2	1:40.971	28.644	38.045	34.282	279.6	1:07:08.197
39	2	1:42.074	29.054	38.051	34.969	274.6	1:08:50.271
40	2	1:38.061	27.802	37.317	32.942	277.4	1:10:28.332
41	2	1:39.322	28.777	37.589	32.956	282.5	1:12:07.654
42	2	1:39.960	27.638	37.918	34.404	278.9	1:13:47.614
43	2	1:38.006	27.475	37.441	33.090	278.9	1:15:25.620





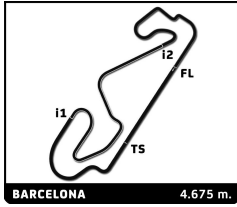
EUROPEAN LE MANS SERIES
4 Hours of Barcelona
Race

Sector Analysis

														Lap under Red Flag	Invalidated Lap	Personal Best	Session Best	Crossing the pit lane														
Lap	D	Time	Sector 1	Sector 2	Sector 3	T. Spd	Elapsed	Lap	D	Time	Sector 1	Sector 2	Sector 3	T. Spd	Elapsed																	
97	3	1:40.231	28.878	37.582	33.771	280.3	2:48:26.983	7	1	1:35.914	27.199	36.483	32.232	278.9	14:04.053																	
98	3	1:38.760	27.978	37.579	33.203	276.7	2:50:05.743	8	1	1:35.797	27.113	36.436	32.248	278.1	15:39.850																	
99	3	1:41.196	27.816	39.942	33.438	280.3	2:51:46.939	9	1	1:36.552	27.138	36.980	32.434	278.1	17:16.402																	
100	3	1:39.366	27.981	38.054	33.331	278.9	2:53:26.305	10	1	1:38.547	27.691	38.172	32.684	279.6	18:54.949																	
101	3	1:40.171	27.776	38.012	34.383	280.3	2:55:06.476	11	1	1:39.264	29.080	37.487	32.697	281.0	20:34.213																	
102	3	1:38.379	27.696	37.578	33.105	277.4	2:56:44.855	12	1	1:38.192	27.320	37.125	33.747	279.6	22:12.405																	
103	3	1:38.813	27.860	37.763	33.190	278.1	2:58:23.668	13	1	1:41.958	29.156	39.561	33.241	281.0	23:54.363																	
104	3	1:41.036	27.776	38.206	35.054	277.4	3:00:04.704	14	1	1:37.712	27.559	37.337	32.816	279.6	25:32.075																	
105	3	1:41.627	29.520	38.351	33.756	278.1	3:01:46.331	15	1	1:37.982	27.408	37.375	33.199	279.6	27:10.057																	
106	3	1:39.814	28.256	37.934	33.624	277.4	3:03:26.145	16	1	1:44.876	29.137	39.806	35.933	283.3	28:54.933																	
107	3	1:40.846	28.037	38.412	34.397	278.9	3:05:06.991	17	1	1:38.492	27.979	37.734	32.779	277.4	30:33.425																	
108	3	1:41.205	28.798	38.961	33.446	281.0	3:06:48.196	18	1	1:41.589	27.843	38.923	34.823	280.3	32:15.014																	
109	3	1:39.564	28.021	38.169	33.374	277.4	3:08:27.760	19	1	1:40.618	28.684	38.476	33.458	280.3	33:55.632																	
110	3	1:40.587	27.670	38.265	34.652	276.0	3:10:08.347	20	1	1:37.587	27.351	37.246	32.990	278.9	35:33.219																	
111	3	1:39.003	27.840	37.823	33.340	276.7	3:11:47.350	21	1	1:38.369	27.483	37.613	33.273	279.6	37:11.588																	
112	3	1:38.428	27.639	37.528	33.261	277.4	3:13:25.778	22	1	1:40.709	28.695	38.839	33.175	281.8	38:52.297																	
113	3	1:39.365	27.698	38.335	33.332	278.9	3:15:05.143	23	1	1:37.682	27.493	37.326	32.863	278.9	40:29.979																	
114	3	1:43.916	B	27.760	37.987	38.169	280.3	3:16:49.059	24	1	1:38.580	27.395	37.458	33.727	280.3	42:08.559																
115	3	2:42.174	1:30.185	38.248	33.741	189.8	3:19:31.233	25	1	1:41.318	28.106	37.873	35.339	279.6	43:49.877																	
116	3	1:40.426	28.178	38.820	33.428	276.0	3:21:11.659	26	1	1:39.463	28.092	37.576	33.795	278.9	45:29.340																	
117	3	1:39.038	27.881	37.847	33.310	275.3	3:22:50.697	27	1	1:38.154	27.538	37.497	33.119	280.3	47:07.494																	
118	3	1:40.115	27.914	38.306	33.895	277.4	3:24:30.812	28	1	1:42.570	B	27.506	37.520	37.544	279.6	48:50.064																
119	3	1:42.660	28.495	39.434	34.731	278.1	3:26:13.472	29	2	2:41.294	1:29.702	38.464	33.128	192.6	51:31.358																	
120	3	1:41.475	28.301	38.600	34.574	278.1	3:27:54.947	30	2	1:39.399	27.530	37.674	34.195	279.6	53:10.757																	
121	3	1:39.781	28.215	38.038	33.528	274.6	3:29:34.728	31	2	1:43.856	28.851	38.604	36.401	283.3	54:54.613																	
122	3	1:39.460	28.037	38.100	33.323	275.3	3:31:14.188	32	2	1:41.564	28.084	38.441	35.039	281.8	56:36.177																	
123	3	1:40.042	28.099	38.153	33.790	273.9	3:32:54.230	33	2	1:37.734	27.699	37.354	32.681	281.0	58:13.911																	
124	3	1:40.206	28.044	38.207	33.955	276.0	3:34:34.436	34	2	1:36.736	27.140	36.937	32.659	279.6	59:50.647																	
125	3	1:41.799	28.272	38.412	35.115	275.3	3:36:16.235	35	2	1:38.212	27.038	38.260	32.914	280.3	1:01:28.859																	
126	3	1:41.478	28.498	38.699	34.281	278.1	3:37:57.713	36	2	1:37.460	27.343	37.172	32.945	281.8	1:03:06.319																	
127	3	1:41.463	28.632	38.972	33.859	276.0	3:39:39.176	37	2	1:38.125	27.367	37.195	33.563	279.6	1:04:44.444																	
128	3	1:41.978	29.029	38.991	33.958	277.4	3:41:21.154	38	2	1:41.880	29.291	39.507	33.082	284.8	1:06:26.324																	
129	3	1:39.868	28.061	38.248	33.559	276.0	3:43:01.022	39	2	1:37.893	27.319	37.851	32.723	281.8	1:08:04.217																	
130	3	1:39.775	28.025	38.154	33.596	276.7	3:44:40.797	40	2	1:38.918	27.391	38.513	33.014	279.6	1:09:43.135																	
131	3	1:40.833	28.078	38.588	34.167	278.1	3:46:21.630	41	2	1:37.742	27.263	37.561	32.918	280.3	1:11:20.877																	
132	3	1:39.799	28.181	38.115	33.503	276.0	3:48:01.429	42	2	1:39.704	28.358	38.485	32.861	281.8	1:13:00.581																	
133	3	1:40.318	28.123	38.397	33.798	278.1	3:49:41.747	43	2	1:37.663	27.363	37.209	33.091	279.6	1:14:38.244																	
134	3	1:39.685	27.951	38.172	33.562	276.0	3:51:21.432	44	2	1:42.320	27.606	40.200	34.514	281.0	1:16:20.564																	
135	3	1:40.979	28.695	38.451	33.833	278.1	3:53:02.411	45	2	1:39.506	27.733	38.346	33.427	281.8	1:18:00.070																	
136	3	1:40.738	28.108	38.936	33.694	277.4	3:54:43.149	46	2	1:39.205	27.895	38.287	33.023	282.5	1:19:39.275																	
137	3	1:42.402	29.235	38.941	34.226	279.6	3:56:25.551	47	2	1:38.680	27.683	37.782	33.215	282.5	1:21:17.955																	
138	3	1:39.952	28.031	38.360	33.561	277.4	3:58:05.503	48	2	1:38.265	27.572	37.701	32.992	281.0	1:22:56.220																	
139	3	1:40.725	28.435	38.588	33.702	278.9	3:59:46.228	49	2	1:38.360	27.627	37.653	33.080	281.8	1:24:34.580																	
140	3	1:41.012	28.074	39.142	33.796	277.4	4:01:27.240	50	2	1:44.460	B	27.630	38.257	38.573	280.3	1:26:19.040																
								51	2	1:59.607	48.203	38.062	33.342	195.0	1:28:18.647																	
								52	2	1:39.329	27.680	38.300	33.349	281.8	1:29:57.976																	
								53	2	1:40.874	28.000	38.346	34.528	282.5	1:31:38.850																	
								54	2	1:41.440	28.026	39.471	33.943	281.8	1:33:20.290																	
								55	2	1:40.083	27.941	38.557	33.585	281.8	1:35:00.373																	
								56	2	1:54.528	B	27.768	38.691	48.069	280.3	1:36:54.901																
								57	2	3:01.847	1:51.235	37.648	32.964	192.9	1:39:56.748																	
								58	2	1:37.039	27.220	37.076	32.743	277.4	1:41:33.787																	
								59	2	1:39.542	28.019	38.557	32.966	279.6	1:43:13.329																	

26	G-Drive Racing		Aurus 01 - Gibson				
	1. Roman RUSINOV	3. Nyck DE VRIES	LMP2				
	2. Franco COLAPINTO						
1	1	1:39.814	27.818	37.458	34.538	158.1	1:39.814
2	1	3:00.915	54.756	1:13.007	53.152	158.1	4:40.729
3	1	2:18.705	40.193	54.268	44.244	175.6	6:59.434
4	1	2:14.763	39.711	53.746	41.306	231.0	9:14.197
5	1	1:37.439	27.750	37.127	32.562	276.7	10:51.636
6	1	1:36.503	27.612	36.715	32.176	275.3	12:28.139





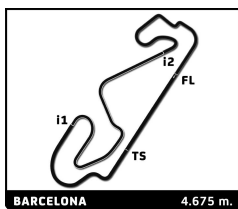
EUROPEAN LE MANS SERIES
4 Hours of Barcelona
Race

Sector Analysis

Lap under Red Flag Invalidated Lap Personal Best Session Best Crossing the pit lane

Lap	D	Time	Sector 1	Sector 2	Sector 3	T. Spd	Elapsed	Lap	D	Time	Sector 1	Sector 2	Sector 3	T. Spd	Elapsed
60	2	1:38.333	27.443	38.010	32.880	277.4	1:44:51.662	113	3	1:40.927	27.914	38.352	34.661	276.7	3:14:21.548
61	2	1:38.367	27.461	37.981	32.925	278.9	1:46:30.029	114	3	1:42.159 B	27.705	37.857	36.597	278.1	3:16:03.707
62	2	1:40.258	28.090	38.228	33.940	280.3	1:48:10.287	115	3	3:01.250	1:50.448	37.235	33.567	185.6	3:19:04.957
63	2	1:39.144	28.384	37.925	32.835	281.0	1:49:49.431	116	3	1:37.545	27.509	37.076	32.960	275.3	3:20:42.502
64	2	1:38.741	28.513	37.359	32.869	279.6	1:51:28.172	117	3	1:37.468	27.721	37.118	32.629	278.9	3:22:19.970
65	2	1:36.879	27.275	37.092	32.512	278.9	1:53:05.051	118	3	1:37.940	28.285	37.120	32.535	278.9	3:23:57.910
66	2	1:36.689	27.168	37.026	32.495	278.1	1:54:41.740	119	3	1:37.525	27.394	37.101	33.030	277.4	3:25:35.435
67	2	1:38.594	27.342	37.274	33.978	280.3	1:56:20.334	120	3	1:38.619	27.423	37.766	33.430	277.4	3:27:14.054
68	2	1:37.667	27.219	37.351	33.097	278.1	1:57:58.001	121	3	1:40.850	28.394	38.318	34.138	281.0	3:28:54.904
69	2	1:39.662	27.347	38.268	34.047	279.6	1:59:37.663	122	3	1:41.446	29.997	38.025	33.424	274.6	3:30:36.350
70	2	1:37.937	27.493	37.355	33.089	277.4	2:01:15.600	123	3	1:40.167	28.249	38.261	33.657	278.1	3:32:16.517
71	2	1:39.851	28.028	38.361	33.462	280.3	2:02:55.451	124	3	1:37.518	27.561	37.150	32.807	280.3	3:33:54.035
72	2	1:39.399	28.299	38.133	32.967	280.3	2:04:34.850	125	3	1:39.894	28.540	38.263	33.091	277.4	3:35:33.929
73	2	1:37.704	27.315	37.165	33.224	279.6	2:06:12.554	126	3	1:38.387	28.286	37.440	32.661	278.9	3:37:12.316
74	2	1:39.329	27.361	38.744	33.224	281.0	2:07:51.883	127	3	1:37.100	27.329	37.115	32.656	278.9	3:38:49.416
75	2	1:38.973	28.641	37.479	32.853	280.3	2:09:30.856	128	3	1:37.557	27.417	37.356	32.784	278.1	3:40:26.973
76	2	1:39.536	28.413	37.795	33.328	281.0	2:11:10.392	129	3	1:38.313	27.423	37.561	33.329	278.9	3:42:05.286
77	2	1:39.950	28.421	38.410	33.119	283.3	2:12:50.342	130	3	1:39.947	28.269	38.245	33.433	281.8	3:43:45.233
78	2	1:39.360	27.589	38.536	33.235	281.8	2:14:29.702	131	3	1:38.283	27.807	37.812	32.664	282.5	3:45:23.516
79	2	1:39.199	27.775	38.334	33.090	281.8	2:16:08.901	132	3	1:39.608	28.362	37.515	33.731	281.8	3:47:03.124
80	2	1:39.515	27.606	37.955	33.954	283.3	2:17:48.416	133	3	1:38.280	27.640	37.826	32.814	278.9	3:48:41.404
81	2	1:39.931	29.355	37.590	32.986	280.3	2:19:28.347	134	3	1:38.161	27.790	37.420	32.951	280.3	3:50:19.565
82	2	1:37.638	27.263	37.574	32.801	280.3	2:21:05.985	135	3	1:39.233	27.944	38.323	32.966	281.0	3:51:58.798
83	2	1:38.140	27.098	37.950	33.092	281.0	2:22:44.125	136	3	1:38.033	27.732	37.531	32.770	279.6	3:53:36.831
84	2	1:38.726	27.292	37.466	33.968	281.0	2:24:22.851	137	3	1:37.571	27.396	37.393	32.782	281.0	3:55:14.402
85	2	1:43.528 B	27.954	38.143	37.431	280.3	2:26:06.379	138	3	1:39.215	28.233	37.444	33.538	281.8	3:56:53.617
86	3	2:44.247	1:32.839	38.123	33.285	190.9	2:28:50.626	139	3	1:38.246	27.951	37.509	32.786	279.6	3:58:31.863
87	3	1:41.918	28.730	38.988	34.200	279.6	2:30:32.544	140	3	1:38.735	27.306	37.278	34.151	278.9	4:00:10.598
88	3	1:41.800	28.083	38.716	35.001	278.9	2:32:14.344	141	3	1:40.966	27.690	40.107	33.169	276.7	4:01:51.564
89	3	1:40.236	28.148	38.245	33.843	278.1	2:33:54.580	28 IDEC Sport 1. Paul LAFARGUE 3. Patrick PILET Oreca 07 - Gibson LMP2 2. Paul Loup CHATIN							
90	3	1:40.709	27.933	39.226	33.550	277.4	2:35:35.289	1	1	1:50.307	30.969	39.025	40.313		1:50.307
91	3	1:38.363	27.890	37.469	33.004	280.3	2:37:13.652	2	1	2:58.276	49.315	1:14.221	54.740	202.7	4:48.583
92	3	1:40.049	27.652	38.375	34.022	280.3	2:38:53.701	3	1	2:17.281	39.444	54.142	43.695	181.8	7:05.864
93	3	1:39.750	27.808	38.455	33.487	281.0	2:40:33.451	4	1	2:12.107	39.317	53.276	39.514	172.8	9:17.971
94	3	1:41.103	28.850	38.315	33.938	282.5	2:42:14.554	5	1	1:38.647	28.244	37.611	32.792	278.1	10:56.618
95	3	1:40.747	28.148	38.214	34.385	281.0	2:43:55.301	6	1	1:37.269	27.517	37.314	32.438	280.3	12:33.887
96	3	1:38.471	27.503	37.743	33.225	278.1	2:45:33.772	7	1	1:37.227	27.466	37.154	32.607	278.1	14:11.114
97	3	1:38.994	27.550	38.433	33.011	278.1	2:47:12.766	8	1	1:37.112	27.565	37.138	32.409	278.1	15:48.226
98	3	1:39.282	28.254	37.612	33.416	280.3	2:48:52.048	9	1	1:37.611	27.529	37.470	32.612	278.9	17:25.837
99	3	1:39.178	27.797	38.314	33.067	281.0	2:50:31.226	10	1	1:39.289	27.654	37.335	34.300	279.6	19:05.126
100	3	1:41.329	27.363	38.211	35.755	281.0	2:52:12.555	11	1	1:37.352	27.591	37.198	32.563	278.1	20:42.478
101	3	1:38.750	27.957	37.656	33.137	278.1	2:53:51.305	12	1	1:37.164	27.508	37.145	32.511	278.9	22:19.642
102	3	1:39.356	27.526	38.081	33.749	279.6	2:55:30.661	13	1	1:40.246	27.513	38.221	34.512	277.4	23:59.888
103	3	1:40.098	27.893	38.664	33.541	281.0	2:57:10.759	14	1	1:40.774	28.745	38.955	33.074	281.0	25:40.662
104	3	1:40.055	28.994	37.875	33.186	280.3	2:58:50.814	15	1	1:38.103	27.659	37.373	33.071	278.9	27:18.765
105	3	1:40.870	27.645	38.338	34.887	278.9	3:00:31.684	16	1	1:41.774	27.625	37.832	36.317	278.9	29:00.539
106	3	1:40.776	28.408	38.280	34.088	278.1	3:02:12.460	17	1	1:39.524	28.098	38.376	33.050	278.9	30:40.063
107	3	1:39.454	28.218	38.018	33.218	279.6	3:03:51.914	18	1	1:39.188	27.631	37.329	34.228	277.4	32:19.251
108	3	1:45.632 B	28.059	39.709	37.864	282.5	3:05:37.546	19	1	1:41.424	27.958	38.841	34.625	276.7	34:00.675
109	3	2:00.018	48.390	38.343	33.285	192.6	3:07:37.564	20	1	1:38.573	27.779	37.979	32.815	279.6	35:39.248
110	3	1:41.912	28.328	38.553	35.031	279.6	3:09:19.476	21	1	1:37.984	27.791	37.405	32.788	278.9	37:17.232
111	3	1:40.131	28.465	38.313	33.353	277.4	3:10:59.607								
112	3	1:41.014	28.313	38.519	34.182	281.0	3:12:40.621								



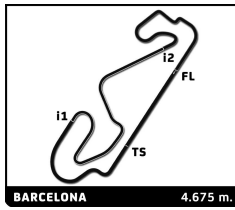


EUROPEAN LE MANS SERIES
4 Hours of Barcelona
Race

Sector Analysis

Lap under Red Flag													Invalidated Lap	Personal Best	Session Best	B Crossing the pit lane
Lap	D	Time	Sector 1	Sector 2	Sector 3	T. Spd	Elapsed	Lap	D	Time	Sector 1	Sector 2	Sector 3	T. Spd	Elapsed	
22	1	1:39.014	27.586	37.847	33.581	279.6	38:56.246	75	2	1:38.925	28.103	37.608	33.214	273.2	2:10:51.823	
23	1	1:40.438	28.751	38.905	32.782	283.3	40:36.684	76	2	1:38.076	27.608	37.426	33.042	277.4	2:12:29.899	
24	1	1:38.247	27.588	37.550	33.109	278.9	42:14.931	77	2	1:40.106	27.632	39.146	33.328	279.6	2:14:10.005	
25	1	1:42.427	29.947	39.298	33.182	280.3	43:57.358	78	2	1:39.213	28.440	37.699	33.074	280.3	2:15:49.218	
26	1	1:40.076	27.814	38.663	33.599	280.3	45:37.434	79	2	1:39.056	27.770	37.937	33.349	281.0	2:17:28.274	
27	1	1:38.236	27.828	37.570	32.838	281.8	47:15.670	80	2	1:40.379	28.681	38.528	33.170	281.0	2:19:08.653	
28	1	1:42.142 B	27.586	37.589	36.967	279.6	48:57.812	81	2	1:38.698	27.596	37.827	33.275	278.9	2:20:47.351	
29	1	2:38.190	1:26.201	38.431	33.558	191.5	51:36.002	82	2	1:39.679	28.815	37.790	33.074	280.3	2:22:27.030	
30	1	1:42.834	28.749	38.888	35.197	279.6	53:18.836	83	2	1:41.205	28.528	38.224	34.453	279.6	2:24:08.235	
31	1	1:43.784	30.226	39.092	34.466	256.9	55:02.620	84	2	1:39.290	27.970	37.982	33.338	280.3	2:25:47.525	
32	1	1:58.378	41.755	42.005	34.618	278.9	57:00.998	85	2	1:39.942	27.844	38.083	34.015	278.1	2:27:27.467	
33	1	1:49.005 B	29.516	40.433	39.056	278.9	58:50.003	86	2	1:39.910	27.853	38.043	34.014	278.9	2:29:07.377	
34	2	3:23.234	2:12.428	37.600	33.206	192.6	1:02:13.237	87	2	1:38.663	27.773	37.748	33.142	276.7	2:30:46.040	
35	2	1:38.828	27.732	38.131	32.965	277.4	1:03:52.065	88	2	1:38.581	27.538	37.416	33.627	276.7	2:32:24.621	
36	2	1:36.788	27.421	36.927	32.440	279.6	1:05:28.853	89	2	1:39.491	27.822	37.775	33.894	276.7	2:34:04.112	
37	2	1:39.348	27.598	37.884	33.866	278.1	1:07:08.201	90	2	1:40.322	27.789	38.397	34.136	275.3	2:35:44.434	
38	2	1:38.977	28.629	37.909	32.439	275.3	1:08:47.178	91	2	1:43.702 B	28.020	37.891	37.791	279.6	2:37:28.136	
39	2	1:37.296	27.410	37.423	32.463	278.1	1:10:24.474	92	3	2:58.382	1:46.211	38.989	33.182	190.5	2:40:26.518	
40	2	1:38.516	27.317	37.336	33.863	278.1	1:12:02.990	93	3	1:38.079	27.859	37.940	32.280	276.7	2:42:04.597	
41	2	1:37.165	27.597	37.182	32.386	283.3	1:13:40.155	94	3	1:37.461	27.598	37.399	32.464	275.3	2:43:42.058	
42	2	1:38.954	27.568	37.724	33.662	279.6	1:15:19.109	95	3	1:38.155	28.079	37.556	32.520	276.0	2:45:20.213	
43	2	1:40.746	27.630	39.393	33.723	279.6	1:16:59.855	96	3	1:38.003	27.816	37.134	33.053	276.0	2:46:58.216	
44	2	1:38.095	27.480	37.132	33.483	277.4	1:18:37.950	97	3	1:39.106	28.043	38.244	32.819	275.3	2:48:37.322	
45	2	1:38.242	28.757	37.192	32.293	280.3	1:20:16.192	98	3	1:39.332	27.775	37.506	34.051	277.4	2:50:16.654	
46	2	1:39.644	28.550	38.014	33.080	279.6	1:21:55.836	99	3	1:39.265	27.710	38.035	33.520	278.1	2:51:55.919	
47	2	1:36.749	27.365	37.060	32.324	278.1	1:23:32.585	100	3	1:39.974	27.573	38.744	33.657	275.3	2:53:35.893	
48	2	1:37.558	27.203	37.567	32.788	278.9	1:25:10.143	101	3	1:39.973	28.518	38.627	32.828	280.3	2:55:15.866	
49	2	1:38.073	27.675	37.416	32.982	278.1	1:26:48.216	102	3	1:38.534	27.575	38.078	32.881	276.0	2:56:54.400	
50	2	1:38.203	27.409	37.810	32.984	277.4	1:28:26.419	103	3	1:39.064	28.248	38.125	32.691	276.7	2:58:33.464	
51	2	1:38.315	27.536	37.656	33.123	279.6	1:30:04.734	104	3	1:38.144	27.862	37.557	32.725	273.9	3:00:11.608	
52	2	1:38.591	27.506	37.495	33.590	278.9	1:31:43.325	105	3	1:38.483	27.553	37.407	33.523	274.6	3:01:50.091	
53	2	1:39.325	27.517	37.404	34.404	277.4	1:33:22.650	106	3	1:39.368	27.736	38.245	33.387	277.4	3:03:29.459	
54	2	1:38.614	27.601	37.770	33.243	278.1	1:35:01.264	107	3	1:38.103	27.608	37.560	32.935	274.6	3:05:07.562	
55	2	1:40.291	27.789	38.005	34.497	278.9	1:36:41.555	108	3	1:43.299	30.349	39.316	33.634	278.9	3:06:50.861	
56	2	1:41.350	29.297	38.544	33.509	278.9	1:38:22.905	109	3	1:40.377	28.197	38.380	33.800	275.3	3:08:31.238	
57	2	1:38.989	27.557	38.082	33.350	278.1	1:40:01.894	110	3	1:39.755	28.922	37.725	33.108	276.7	3:10:10.993	
58	2	1:39.876	27.730	38.826	33.320	278.9	1:41:41.770	111	3	1:39.288	28.715	37.805	32.768	280.3	3:11:50.281	
59	2	1:38.066	27.661	37.498	32.907	277.4	1:43:19.836	112	3	1:37.755	27.614	37.495	32.646	277.4	3:13:28.036	
60	2	1:38.245	28.102	37.261	32.882	277.4	1:44:58.081	113	3	1:38.542	27.667	37.872	33.003	276.7	3:15:06.578	
61	2	1:39.952	27.721	38.610	33.621	278.1	1:46:38.033	114	3	1:38.004	27.625	37.474	32.905	277.4	3:16:44.582	
62	2	1:43.726 B	28.102	38.048	37.576	280.3	1:48:21.759	115	3	1:41.080	29.360	38.493	33.227	278.1	3:18:25.662	
63	2	2:38.603	1:26.478	38.224	33.901	192.2	1:51:00.362	116	3	1:39.152	27.906	37.875	33.371	277.4	3:20:04.814	
64	2	1:39.327	28.522	37.864	32.941	278.1	1:52:39.689	117	3	1:38.368	27.823	37.597	32.948	276.7	3:21:43.182	
65	2	1:38.784	27.822	38.100	32.862	276.7	1:54:18.473	118	3	1:40.650	28.798	38.937	32.915	281.0	3:23:23.832	
66	2	1:38.877	28.025	37.777	33.075	277.4	1:55:57.350	119	3	1:39.445	27.880	38.647	32.918	276.7	3:25:03.277	
67	2	1:40.312	28.856	38.155	33.301	278.1	1:57:37.662	120	3	1:43.374 B	27.855	37.664	37.855	276.0	3:26:46.651	
68	2	1:38.905	27.530	37.675	33.700	276.0	1:59:16.567	121	1	3:09.622	1:54.981	40.026	34.615	187.9	3:29:56.273	
69	2	1:39.686	28.786	37.869	33.031	276.0	2:00:56.253	122	1	1:40.673	28.519	38.569	33.585	272.5	3:31:36.946	
70	2	1:38.699	27.551	37.690	33.458	276.7	2:02:34.952	123	1	1:41.246	29.463	38.516	33.267	275.3	3:33:18.192	
71	2	1:39.153	28.200	37.570	33.383	278.1	2:04:14.105	124	1	1:41.391	28.155	39.218	34.018	275.3	3:34:59.583	
72	2	1:39.061	27.997	37.756	33.308	278.9	2:05:53.166	125	1	1:40.003	28.415	38.112	33.476	276.7	3:36:39.586	
73	2	1:39.150	27.549	37.699	33.902	277.4	2:07:32.316	126	1	1:38.834	27.969	37.795	33.070	274.6	3:38:18.420	
74	2	1:40.582	28.605	38.172	33.805	278.1	2:09:12.898	127	1	1:39.221	27.798	37.808	33.615	275.3	3:39:57.641	





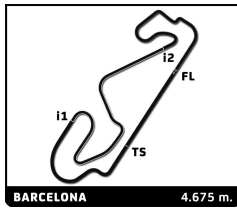
EUROPEAN LE MANS SERIES
4 Hours of Barcelona
Race

Sector Analysis

Lap under Red Flag Invalidated Lap Personal Best Session Best Crossing the pit lane

Lap	D	Time	Sector 1	Sector 2	Sector 3	T. Spd	Elapsed	Lap	D	Time	Sector 1	Sector 2	Sector 3	T. Spd	Elapsed
128	1	1:40.930	29.072	38.347	33.511	276.0	3:41:38.571	38	2	1:37.988	27.657	37.607	32.724	278.9	1:07:16.542
129	1	1:41.734	28.545	39.149	34.040	277.4	3:43:20.305	39	2	1:38.985	27.687	38.031	33.267	279.6	1:08:55.527
130	1	1:40.732	29.012	38.363	33.357	280.3	3:45:01.037	40	2	1:40.210	27.691	37.741	34.778	281.0	1:10:35.737
131	1	1:41.689	28.445	38.958	34.286	278.1	3:46:42.726	41	2	1:38.458	27.816	37.830	32.812	279.6	1:12:14.195
132	1	1:40.114	28.311	38.728	33.075	276.0	3:48:22.840	42	2	1:39.202	27.810	37.755	33.637	278.9	1:13:53.397
133	1	1:39.242	27.870	38.246	33.126	275.3	3:50:02.082	43	2	1:39.937	28.063	38.299	33.575	278.9	1:15:33.334
134	1	1:39.079	27.843	38.167	33.069	276.0	3:51:41.161	44	2	1:38.205	27.734	37.461	33.010	279.6	1:17:11.539
135	1	1:39.680	28.282	38.201	33.197	276.0	3:53:20.841	45	2	1:42.840	27.962	39.949	34.929	280.3	1:18:54.379
136	1	1:41.167	27.909	39.903	33.355	275.3	3:55:02.008	46	2	1:39.900	27.997	38.729	33.174	278.9	1:20:34.279
137	1	1:40.317	27.963	38.816	33.538	276.7	3:56:42.325	47	2	1:40.914	28.093	39.514	33.307	282.5	1:22:15.193
138	1	1:40.055	28.189	38.180	33.686	275.3	3:58:22.380	48	2	1:39.632	28.288	37.849	33.495	279.6	1:23:54.825
139	1	1:42.080	28.126	39.245	34.709	274.6	4:00:04.460	49	2	1:41.725	28.885	38.647	34.193	281.0	1:25:36.550
140	1	1:40.538	28.501	38.158	33.879	276.0	4:01:44.998	50	2	1:40.272	28.056	38.999	33.217	278.1	1:27:16.822
29 Ultimate Orega 07 - Gibson 1. Matthieu LAHAYE 3. François HERIAU LMP2 P/A 2. Jean-Baptiste LAHAYE							51	2	1:38.844	27.856	37.711	33.277	278.9	1:28:55.666	
1	3	1:51.951	32.615	39.756	39.580		1:51.951	52	2	1:40.759	28.373	38.967	33.419	283.3	1:30:36.425
2	3	2:58.542	49.798	1:14.433	54.311	185.6	4:50.493	53	2	1:38.453	27.698	37.788	32.967	279.6	1:32:14.878
3	3	2:17.661	39.221	55.105	43.335	154.4	7:08.154	54	2	1:39.476	28.090	37.828	33.558	281.0	1:33:54.354
4	3	2:12.045	38.931	53.557	39.557	191.2	9:20.199	55	2	1:38.691	27.957	37.888	32.846	278.1	1:35:33.045
5	3	1:40.069	28.804	38.091	33.174	278.9	11:00.268	56	2	1:38.409	27.754	37.736	32.919	277.4	1:37:11.454
6	3	1:38.105	27.590	37.621	32.894	279.6	12:38.373	57	2	1:39.293	27.720	38.429	33.144	278.1	1:38:50.747
7	3	1:37.961	27.461	37.645	32.855	279.6	14:16.334	58	2	1:40.666	27.771	38.760	34.135	281.0	1:40:31.413
8	3	1:37.863	27.408	37.611	32.844	279.6	15:54.197	59	2	1:42.936 B	27.888	37.751	37.297	278.9	1:42:14.349
9	3	1:38.326	27.399	37.983	32.944	280.3	17:32.523	60	2	2:39.792	1:28.545	37.924	33.323	191.9	1:44:54.141
10	3	1:38.002	27.396	37.558	33.048	279.6	19:10.525	61	2	1:39.174	28.101	37.895	33.178	278.9	1:46:33.315
11	3	1:38.640	27.827	37.728	33.085	279.6	20:49.165	62	2	1:41.341	28.727	38.340	34.274	279.6	1:48:14.656
12	3	1:38.444	27.541	37.681	33.222	279.6	22:27.609	63	2	1:41.332	29.437	38.259	33.636	277.4	1:49:55.988
13	3	1:38.661	27.710	37.684	33.267	279.6	24:06.270	64	2	1:39.329	28.137	38.011	33.181	279.6	1:51:35.317
14	3	1:43.219	28.099	39.899	35.221	279.6	25:49.489	65	2	1:40.252	28.506	38.281	33.465	279.6	1:53:15.569
15	3	1:40.429	28.271	38.709	33.449	278.9	27:29.918	66	2	1:39.371	28.061	38.210	33.100	280.3	1:54:54.940
16	3	1:39.016	27.752	38.020	33.244	278.1	29:08.934	67	2	1:39.121	27.765	37.900	33.456	278.9	1:56:34.061
17	3	1:39.675	27.730	37.916	34.029	279.6	30:48.609	68	2	1:40.327	28.181	38.714	33.432	278.9	1:58:14.388
18	3	1:41.774	27.993	38.427	35.354	281.0	32:30.383	69	2	1:41.435	28.235	38.365	34.835	281.0	1:59:55.823
19	3	1:43.106	28.226	39.713	35.167	278.1	34:13.489	70	2	1:39.067	28.122	37.916	33.029	277.4	2:01:34.890
20	3	1:38.769	27.694	37.879	33.196	281.0	35:52.258	71	2	1:39.823	27.827	38.228	33.768	280.3	2:03:14.713
21	3	1:40.805	28.735	38.536	33.534	281.8	37:33.063	72	2	1:38.832	27.765	37.879	33.188	278.9	2:04:53.545
22	3	1:39.879	27.774	38.836	33.269	281.0	39:12.942	73	2	1:40.042	28.191	38.297	33.554	281.8	2:06:33.587
23	3	1:38.663	27.700	37.714	33.249	280.3	40:51.605	74	2	1:40.913	28.664	38.181	34.068	281.0	2:08:14.500
24	3	1:38.562	27.546	37.727	33.289	279.6	42:30.167	75	2	1:40.001	28.356	38.597	33.048	280.3	2:09:54.501
25	3	1:42.786	28.005	40.235	34.546	281.8	44:12.953	76	2	1:38.814	27.870	37.690	33.254	279.6	2:11:33.315
26	3	1:40.288	27.858	38.237	34.193	280.3	45:53.241	77	2	1:41.283	28.065	38.410	34.808	282.5	2:13:14.598
27	3	1:41.207	28.348	37.849	35.010	280.3	47:34.448	78	2	1:39.497	27.914	38.487	33.096	279.6	2:14:54.095
28	3	1:40.481	27.997	38.435	34.049	277.4	49:14.929	79	2	1:38.707	27.825	37.753	33.129	280.3	2:16:32.802
29	3	1:38.670	27.805	37.675	33.190	276.7	50:53.599	80	2	1:40.405	28.502	38.108	33.795	281.8	2:18:13.207
30	3	1:45.666 B	28.336	38.171	39.159	281.8	52:39.265	81	2	1:39.806	28.314	38.378	33.114	281.0	2:19:53.013
31	2	3:04.481	1:52.802	38.940	32.739	192.9	55:43.746	82	2	1:39.629	27.786	38.037	33.806	281.8	2:21:32.642
32	2	1:39.855	28.403	38.500	32.952	281.8	57:23.601	83	2	1:40.294	28.215	38.326	33.753	281.0	2:23:12.936
33	2	1:37.935	27.716	37.529	32.690	279.6	59:01.536	84	2	1:39.200	27.928	37.728	33.544	280.3	2:24:52.136
34	2	1:38.671	28.123	37.667	32.881	281.0	1:00:40.207	85	2	1:40.383	27.973	38.111	34.299	278.9	2:26:32.519
35	2	1:38.923	27.832	38.217	32.874	279.6	1:02:19.130	86	2	1:39.331	28.122	37.883	33.326	278.1	2:28:11.850
36	2	1:39.505	27.704	37.487	34.314	278.9	1:03:58.635	87	2	1:40.246	27.891	38.180	34.175	279.6	2:29:52.096
37	2	1:39.919	28.256	38.738	32.925	280.3	1:05:38.554	88	2	1:45.621 B	28.820	38.451	38.350	278.1	2:31:37.717
								89	1	2:57.894	1:47.350	37.898	32.646	191.2	2:34:35.611
								90	1	1:40.109	29.177	37.601	33.331	278.1	2:36:15.720





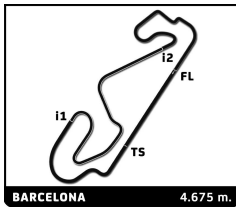
EUROPEAN LE MANS SERIES
4 Hours of Barcelona
Race

Sector Analysis

													Lap under Red Flag	Invalidated Lap	Personal Best	Session Best	Crossing the pit lane							
Lap	D	Time	Sector 1	Sector 2	Sector 3	T. Spd	Elapsed	Lap	D	Time	Sector 1	Sector 2	Sector 3	T. Spd	Elapsed									
91	1	1:37.697	27.584	37.314	32.799	277.4	2:37:53.417	1	3	1:49.022	31.936	39.104	37.982		1:49.022									
92	1	1:39.709	28.098	38.684	32.927	279.6	2:39:33.126	2	3	2:58.867	49.894	1:14.394	54.579	181.8	4:47.889									
93	1	1:38.247	27.620	37.721	32.906	278.9	2:41:11.373	3	3	2:17.328	38.924	54.552	43.852	191.9	7:05.217									
94	1	1:40.093	28.576	37.844	33.673	280.3	2:42:51.466	4	3	2:12.205	39.155	53.285	39.765	178.5	9:17.422									
95	1	1:40.108	28.047	37.651	34.410	276.7	2:44:31.574	5	3	1:38.795	28.223	37.818	32.754	278.9	10:56.217									
96	1	1:39.444	28.363	38.077	33.004	276.0	2:46:11.018	6	3	1:37.012	27.523	37.166	32.323	280.3	12:33.229									
97	1	1:39.426	27.646	37.627	34.153	278.1	2:47:50.444	7	3	1:37.044	27.593	37.092	32.359	281.0	14:10.273									
98	1	1:38.130	27.459	37.560	33.111	278.1	2:49:28.574	8	3	1:37.289	27.576	37.257	32.456	281.0	15:47.562									
99	1	1:38.831	27.730	37.941	33.160	280.3	2:51:07.405	9	3	1:37.828	27.649	37.572	32.607	281.0	17:25.390									
100	1	1:39.631	27.651	37.987	33.993	280.3	2:52:47.036	10	3	1:38.410	27.601	37.400	33.409	281.0	19:03.800									
101	1	1:39.438	28.268	38.055	33.115	278.9	2:54:26.474	11	3	1:37.701	27.651	37.443	32.607	281.8	20:41.501									
102	1	1:39.563	28.202	38.314	33.047	281.0	2:56:06.037	12	3	1:37.480	27.512	37.291	32.677	281.0	22:18.981									
103	1	1:38.172	27.841	37.497	32.834	277.4	2:57:44.209	13	3	1:40.378	27.622	38.650	34.106	282.5	23:59.359									
104	1	1:39.400	27.454	37.709	34.237	277.4	2:59:23.609	14	3	1:40.484	29.474	38.288	32.722	282.5	25:39.843									
105	1	1:39.276	28.177	37.838	33.261	278.9	3:01:02.885	15	3	1:38.029	27.693	37.520	32.816	279.6	27:17.872									
106	1	1:38.857	27.569	37.565	33.723	276.7	3:02:41.742	16	3	1:39.930	27.604	38.010	34.316	281.0	28:57.802									
107	1	1:38.582	27.642	37.483	33.457	276.7	3:04:20.324	17	3	1:39.884	28.391	38.146	33.347	283.3	30:37.686									
108	1	1:37.871	27.606	37.429	32.836	277.4	3:05:58.195	18	3	1:40.633	27.864	37.718	35.051	282.5	32:18.319									
109	1	1:39.882	28.021	38.646	33.215	278.1	3:07:38.077	19	3	1:41.389	28.165	39.244	33.980	281.8	33:59.708									
110	1	1:40.925	28.165	38.578	34.182	278.9	3:09:19.002	20	3	1:38.304	27.784	37.855	32.665	280.3	35:38.012									
111	1	1:39.910	28.244	37.898	33.768	277.4	3:10:58.912	21	3	1:38.156	27.614	37.746	32.796	281.0	37:16.168									
112	1	1:40.269	28.447	37.901	33.921	278.1	3:12:39.181	22	3	1:39.619	27.777	37.907	33.935	281.8	38:55.787									
113	1	1:39.681	27.905	38.440	33.336	278.1	3:14:18.862	23	3	1:39.753	28.985	37.873	32.895	282.5	40:35.540									
114	1	1:38.487	27.622	37.918	32.947	278.1	3:15:57.349	24	3	1:38.198	27.734	37.578	32.886	280.3	42:13.738									
115	1	1:40.845	27.800	37.954	35.091	278.9	3:17:38.194	25	3	1:40.710	29.200	38.140	33.370	281.8	43:54.448									
116	1	1:39.710	28.204	38.034	33.472	273.9	3:19:17.904	26	3	1:40.449	28.888	38.518	33.043	284.0	45:34.897									
117	1	1:43.126 B	27.877	38.176	37.073	277.4	3:21:01.030	27	3	1:38.395	27.796	37.693	32.906	282.5	47:13.292									
118	1	2:38.065	1:26.197	38.496	33.372	190.5	3:23:39.095	28	3	1:38.124	27.776	37.529	32.819	279.6	48:51.416									
119	1	1:39.994	28.048	38.077	33.869	277.4	3:25:19.089	29	3	1:43.673 B	27.758	38.180	37.735	280.3	50:35.089									
120	1	1:42.359	29.239	39.209	33.911	279.6	3:27:01.448	30	2	2:59.189	1:48.043	38.118	33.028	188.5	53:34.278									
121	1	1:39.897	28.077	38.151	33.669	275.3	3:28:41.345	31	2	1:38.830	27.700	37.613	33.517	281.8	55:13.108									
122	1	1:39.980	28.109	38.113	33.758	276.0	3:30:21.325	32	2	1:40.828	29.164	38.052	33.612	283.3	56:53.936									
123	1	1:43.590	29.424	39.686	34.480	257.5	3:32:04.915	33	2	1:40.723	27.823	38.003	34.897	279.6	58:34.659									
124	1	1:40.800	28.287	38.302	34.211	274.6	3:33:45.715	34	2	1:42.372	27.871	39.679	34.822	278.9	1:00:17.031									
125	1	1:41.253	28.548	38.461	34.244	277.4	3:35:26.968	35	2	1:39.665	28.257	38.426	32.982	280.3	1:01:56.696									
126	1	1:39.455	28.161	37.980	33.314	275.3	3:37:06.423	36	2	1:39.282	27.690	38.556	33.036	278.1	1:03:35.978									
127	1	1:39.064	27.959	37.959	33.146	277.4	3:38:45.487	37	2	1:39.344	27.745	37.341	34.258	279.6	1:05:15.322									
128	1	1:39.860	27.981	38.193	33.686	278.9	3:40:25.347	38	2	1:40.076	29.174	37.767	33.135	276.7	1:06:55.398									
129	1	1:39.646	28.197	37.949	33.500	278.9	3:42:04.993	39	2	1:39.119	27.718	37.740	33.661	283.3	1:08:34.517									
130	1	1:39.968	28.241	38.192	33.535	281.0	3:43:44.961	40	2	1:38.671	27.749	37.858	33.064	281.8	1:10:13.188									
131	1	1:42.619	29.201	38.435	34.983	278.9	3:45:27.580	41	2	1:40.884	27.737	38.368	34.779	281.0	1:11:54.072									
132	1	1:41.127	28.467	38.390	34.270	279.6	3:47:08.707	42	2	1:41.530	27.774	38.931	34.825	280.3	1:13:35.602									
133	1	1:41.146	28.211	38.402	34.533	279.6	3:48:49.853	43	2	1:39.211	27.797	38.344	33.070	279.6	1:15:14.813									
134	1	1:40.138	28.078	38.607	33.453	279.6	3:50:29.991	44	2	1:39.337	28.445	37.861	33.031	282.5	1:16:54.150									
135	1	1:40.207	28.086	38.665	33.456	278.1	3:52:10.198	45	2	1:40.123	27.612	38.836	33.675	281.0	1:18:34.273									
136	1	1:40.734	28.825	38.452	33.457	282.5	3:53:50.932	46	2	1:37.971	27.587	37.317	33.067	280.3	1:20:12.244									
137	1	1:41.121	28.280	38.977	33.864	279.6	3:55:32.053	47	2	1:38.555	28.103	37.689	32.763	281.8	1:21:50.799									
138	1	1:41.216	28.182	38.347	34.687	281.8	3:57:13.269	48	2	1:37.709	27.574	37.314	32.821	281.0	1:23:28.508									
139	1	1:40.036	28.226	38.259	33.551	276.7	3:58:53.305	49	2	1:39.444	27.733	38.913	32.798	281.8	1:25:07.952									
140	1	1:42.201	28.360	39.526	34.315	277.4	4:00:35.506	50	2	1:38.847	27.934	37.868	33.045	282.5	1:26:46.799									
								51	2	1:39.224	27.662	38.237	33.325	279.6	1:28:26.023									
								52	2	1:37.696	27.517	37.384	32.795	281.0	1:30:03.719									
								53	2	1:38.621	27.416	37.482	33.723	280.3	1:31:42.340									

30	Duqueine Team	Oreca 07 - Gibson	
	1. Tristan GOMMENDY	3. Memo ROJAS	LMP2
	2. Rene BINDER		



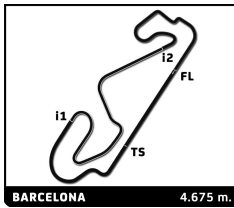


EUROPEAN LE MANS SERIES
4 Hours of Barcelona
Race

Sector Analysis

												Lap under Red Flag		Invalidated Lap		Personal Best		Session Best		B Crossing the pit lane	
Lap	D	Time	Sector 1	Sector 2	Sector 3	T. Spd	Elapsed	Lap	D	Time	Sector 1	Sector 2	Sector 3	T. Spd	Elapsed						
54	2	1:39.165	27.552	37.785	33.828	278.9	1:33:21.505	107	1	1:38.059	27.716	37.479	32.864	276.7	3:04:33.033						
55	2	1:39.276	27.659	38.488	33.129	280.3	1:35:00.781	108	1	1:38.173	27.637	37.427	33.109	277.4	3:06:11.206						
56	2	1:42.341	27.946	38.682	35.713	281.0	1:36:43.122	109	1	1:39.798	28.777	37.646	33.375	277.4	3:07:51.004						
57	2	1:42.177	28.229	39.225	34.723	278.9	1:38:25.299	110	1	1:38.663	27.892	37.636	33.135	275.3	3:09:29.667						
58	2	1:43.966 B	28.088	37.733	38.145	280.3	1:40:09.265	111	1	1:38.601	27.874	37.713	33.014	275.3	3:11:08.268						
59	2	2:42.919	1:29.674	38.477	34.768	191.5	1:42:52.184	112	1	1:39.080	27.700	38.317	33.063	279.6	3:12:47.348						
60	2	1:39.742	28.159	38.132	33.451	275.3	1:44:31.926	113	1	1:40.854	28.165	38.604	34.085	277.4	3:14:28.202						
61	2	1:41.333	28.276	39.375	33.682	278.9	1:46:13.259	114	1	1:44.140 B	27.902	37.930	38.308	276.0	3:16:12.342						
62	2	1:40.200	28.026	37.994	34.180	278.1	1:47:53.459	115	1	2:40.359	1:28.412	38.569	33.378	193.2	3:18:52.701						
63	2	1:39.227	27.979	37.912	33.336	278.1	1:49:32.686	116	1	1:40.055	28.221	38.202	33.632	275.3	3:20:32.756						
64	2	1:38.940	27.955	37.822	33.163	278.1	1:51:11.626	117	1	1:39.180	28.019	37.866	33.295	272.5	3:22:11.936						
65	2	1:41.078	27.931	38.031	35.116	279.6	1:52:52.704	118	1	1:39.327	28.034	38.080	33.213	276.7	3:23:51.263						
66	2	1:42.910	28.996	39.142	34.772	280.3	1:54:35.614	119	1	1:39.710	28.235	38.196	33.279	277.4	3:25:30.973						
67	2	1:40.924	29.199	38.295	33.430	279.6	1:56:16.538	120	1	1:40.865	28.172	39.234	33.459	278.1	3:27:11.838						
68	2	1:39.805	27.952	38.300	33.553	278.1	1:57:56.343	121	1	1:42.705	28.271	39.525	34.909	276.0	3:28:54.543						
69	2	1:41.975	28.089	38.819	35.067	278.9	1:59:38.318	122	1	1:41.347	29.128	38.767	33.452	276.0	3:30:35.890						
70	2	1:40.877	28.737	38.559	33.581	279.6	2:01:19.195	123	1	1:40.356	28.435	38.358	33.563	274.6	3:32:16.246						
71	2	1:42.087	28.026	38.323	35.738	278.9	2:03:01.282	124	1	1:40.391	28.738	38.239	33.414	275.3	3:33:56.637						
72	2	1:41.544	28.567	39.318	33.659	279.6	2:04:42.826	125	1	1:40.608	28.232	38.477	33.899	275.3	3:35:37.245						
73	2	1:42.116	28.664	39.221	34.231	278.9	2:06:24.942	126	1	1:40.892	28.089	38.980	33.823	278.9	3:37:18.137						
74	2	1:40.907	29.000	38.364	33.543	279.6	2:08:05.849	127	1	1:39.634	28.048	38.213	33.373	276.0	3:38:57.771						
75	2	1:40.641	28.186	38.940	33.515	278.9	2:09:46.490	128	1	1:40.354	28.700	38.466	33.188	276.7	3:40:38.125						
76	2	1:42.000	28.375	38.700	34.925	281.0	2:11:28.490	129	1	1:39.631	27.951	38.278	33.402	276.7	3:42:17.756						
77	2	1:39.691	28.108	38.132	33.451	278.9	2:13:08.181	130	1	1:42.096	28.999	38.321	34.776	279.6	3:43:59.852						
78	2	1:39.517	28.054	38.046	33.417	279.6	2:14:47.698	131	1	1:41.113	28.618	38.769	33.726	278.9	3:45:40.965						
79	2	1:42.924	28.094	38.521	36.309	281.0	2:16:30.622	132	1	1:40.299	28.349	38.444	33.506	278.1	3:47:21.264						
80	2	1:41.422	28.385	38.902	34.135	279.6	2:18:12.044	133	1	1:44.425	29.283	40.508	34.634	259.4	3:49:05.689						
81	2	1:40.143	28.257	38.230	33.656	278.9	2:19:52.187	134	1	1:42.209	28.469	38.510	35.230	278.9	3:50:47.898						
82	2	1:41.103	27.979	38.205	34.919	280.3	2:21:33.290	135	1	1:43.361	28.674	39.463	35.224	277.4	3:52:31.259						
83	2	1:43.737	29.306	39.053	35.378	283.3	2:23:17.027	136	1	1:41.096	28.516	38.821	33.759	274.6	3:54:12.355						
84	2	1:41.206	28.442	38.874	33.890	283.3	2:24:58.233	137	1	1:41.313	28.782	38.972	33.559	278.9	3:55:53.668						
85	2	1:39.818	28.130	38.048	33.640	280.3	2:26:38.051	138	1	1:40.051	28.174	38.580	33.297	277.4	3:57:33.719						
86	2	1:46.664 B	28.878	39.020	38.766	279.6	2:28:24.715	139	1	1:40.409	28.369	38.518	33.522	277.4	3:59:14.128						
87	1	3:01.684	1:50.090	37.965	33.629	193.2	2:31:26.399	140	1	1:40.838	28.379	38.335	34.124	276.0	4:00:54.966						
88	1	1:40.887	28.705	38.368	33.814	278.1	2:33:07.286	32 United Autosports							Oreca 07 - Gibson						
89	1	1:38.137	27.761	37.458	32.918	276.0	2:34:45.423	1.Job VAN UITERT		3.Manuel MALDONADO					LMP2						
90	1	1:38.117	27.680	37.370	33.067	276.7	2:36:23.540	2.Nicolas JAMIN													
91	1	1:38.223	27.598	37.349	33.276	280.3	2:38:01.763	1	2	5:21.818	3:46.372	38.050	57.396		5:21.818						
92	1	1:37.836	27.587	37.447	32.802	277.4	2:39:39.599	2	2	2:09.648	45.478	45.116	39.054		7:31.466						
93	1	1:39.006	28.224	37.724	33.058	278.1	2:41:18.605	3	2	2:08.443	44.018	47.763	36.662	139.2	9:39.909						
94	1	1:40.605	28.975	37.871	33.759	278.9	2:42:59.210	4	2	1:41.539	29.012	38.971	33.556	271.1	11:21.448						
95	1	1:38.732	28.004	37.646	33.082	275.3	2:44:37.942	5	2	1:42.070	28.990	38.656	34.424	277.4	13:03.518						
96	1	1:40.132	27.766	38.291	34.075	278.1	2:46:18.074	6	2	1:40.163	28.141	37.747	34.275	278.1	14:43.681						
97	1	1:38.499	27.878	37.636	32.985	274.6	2:47:56.573	7	2	1:38.419	27.729	38.389	32.301	276.7	16:22.100						
98	1	1:38.833	27.571	37.667	33.595	277.4	2:49:35.406	8	2	1:38.205	27.575	38.093	32.537	278.9	18:00.305						
99	1	1:41.034	28.588	37.947	34.499	278.9	2:51:16.440	9	2	1:36.449	27.331	36.732	32.386	276.7	19:36.754						
100	1	1:38.108	27.712	37.620	32.776	277.4	2:52:54.548	10	2	1:38.343	27.491	37.756	33.096	277.4	21:15.097						
101	1	1:40.377	27.611	37.912	34.854	278.1	2:54:34.925	11	2	1:37.405	27.373	36.529	33.503	276.7	22:52.502						
102	1	1:40.381	28.458	38.841	33.082	278.9	2:56:15.306	12	2	1:37.158	27.349	36.759	33.050	277.4	24:29.660						
103	1	1:40.032	27.804	38.185	34.043	276.0	2:57:55.338	13	2	1:36.431	27.453	36.627	32.351	276.7	26:06.091						
104	1	1:40.388	28.859	38.457	33.072	276.0	2:59:35.726	14	2	1:36.462	27.430	36.675	32.357	277.4	27:42.553						
105	1	1:38.528	27.817	37.781	32.930	274.6	3:01:14.254	15	2	1:40.403	28.151	38.886	33.366	279.6	29:22.956						
106	1	1:40.720	28.582	39.098	33.040	277.4	3:02:54.974	16	2	1:38.671	29.124	37.047	32.500	278.9	31:01.627						





EUROPEAN LE MANS SERIES
4 Hours of Barcelona
Race

Sector Analysis

Lap under Red Flag Invalidated Lap Personal Best Session Best Crossing the pit lane

Lap	D	Time	Sector 1	Sector 2	Sector 3	T. Spd	Elapsed	Lap	D	Time	Sector 1	Sector 2	Sector 3	T. Spd	Elapsed
17	2	1:37.323	27.502	36.914	32.907	278.1	32:38.950	70	3	1:39.660	27.780	38.071	33.809	277.4	2:03:15.476
18	2	1:39.978	27.684	37.808	34.486	278.9	34:18.928	71	3	1:38.965	27.895	37.845	33.225	276.7	2:04:54.441
19	2	1:42.135	29.383	38.146	34.606	276.0	36:01.063	72	3	1:40.351	29.223	38.021	33.107	277.4	2:06:34.792
20	2	1:38.490	27.649	37.222	33.619	275.3	37:39.553	73	3	1:40.038	28.143	38.003	33.892	276.7	2:08:14.830
21	2	1:41.487	28.241	40.373	32.873	280.3	39:21.040	74	3	1:40.460	28.531	38.753	33.176	278.1	2:09:55.290
22	2	1:41.126	28.787	38.584	33.755	278.9	41:02.166	75	3	1:38.975	27.945	37.801	33.229	277.4	2:11:34.265
23	2	1:41.042	28.201	38.547	34.294	279.6	42:43.208	76	3	1:40.588	27.924	39.151	33.513	278.9	2:13:14.853
24	2	1:39.584	28.071	38.037	33.476	279.6	44:22.792	77	3	1:39.992	28.146	38.456	33.390	280.3	2:14:54.845
25	2	1:38.331	27.664	37.816	32.851	281.0	46:01.123	78	3	1:38.841	27.803	37.972	33.066	279.6	2:16:33.686
26	2	1:38.821	27.484	38.068	33.269	279.6	47:39.944	79	3	1:39.948	28.128	38.270	33.550	278.9	2:18:13.634
27	2	1:39.993	27.716	38.110	34.167	278.9	49:19.937	80	3	1:40.952	28.197	39.445	33.310	281.0	2:19:54.586
28	2	1:43.628 B	29.001	37.586	37.041	276.7	51:03.565	81	3	1:39.032	27.712	37.771	33.549	278.1	2:21:33.618
29	2	2:35.840	1:25.122	37.796	32.922	192.2	53:39.405	82	3	1:42.596	29.231	38.975	34.390	281.0	2:23:16.214
30	2	1:39.531	29.094	37.552	32.885	278.1	55:18.936	83	3	1:44.244 B	28.494	37.930	37.820	279.6	2:25:00.458
31	2	1:39.219	27.770	38.400	33.049	278.1	56:58.155	84	3	2:40.492	1:27.382	39.139	33.971	190.2	2:27:40.950
32	2	1:38.710	27.810	37.770	33.130	278.1	58:36.865	85	3	1:42.071	29.687	39.075	33.309	275.3	2:29:23.021
33	2	1:40.719	29.115	37.777	33.827	278.9	1:00:17.584	86	3	1:39.916	27.918	38.390	33.608	274.6	2:31:02.937
34	2	1:40.944	29.186	37.967	33.791	281.8	1:01:58.528	87	3	1:40.458	28.059	38.590	33.809	275.3	2:32:43.395
35	2	1:41.014	28.100	38.000	34.914	276.0	1:03:39.542	88	3	1:40.371	28.143	38.828	33.400	274.6	2:34:23.766
36	2	1:37.904	27.825	37.096	32.983	276.7	1:05:17.446	89	3	1:39.575	27.834	37.989	33.752	273.9	2:36:03.341
37	2	1:42.166	29.904	38.560	33.702	279.6	1:06:59.612	90	3	1:40.528	28.187	38.929	33.412	275.3	2:37:43.869
38	2	1:38.286	27.901	37.401	32.984	277.4	1:08:37.898	91	3	1:40.246	28.194	38.321	33.731	276.7	2:39:24.115
39	2	1:38.726	27.733	37.453	33.540	277.4	1:10:16.624	92	3	1:40.792	28.482	38.269	34.041	278.1	2:41:04.907
40	2	1:40.073	27.780	37.746	34.547	277.4	1:11:56.697	93	3	1:40.432	28.234	38.559	33.639	278.1	2:42:45.339
41	2	1:41.694	27.940	37.768	35.986	277.4	1:13:38.391	94	3	1:40.502	28.286	38.115	34.101	276.0	2:44:25.841
42	2	1:40.511	27.986	38.128	34.397	278.9	1:15:18.902	95	3	1:40.761	28.238	38.360	34.163	273.9	2:46:06.602
43	2	1:41.399	29.203	38.406	33.790	276.7	1:17:00.301	96	3	1:40.822	28.869	38.366	33.587	273.9	2:47:47.424
44	2	1:38.927	27.965	37.740	33.222	278.9	1:18:39.228	97	3	1:40.598	27.960	38.195	34.443	276.0	2:49:28.022
45	2	1:39.678	28.978	37.947	32.753	279.6	1:20:18.906	98	3	1:41.045	28.002	38.949	34.094	276.0	2:51:09.067
46	2	1:40.935	27.886	37.859	35.190	278.1	1:21:59.841	99	3	1:40.121	27.934	38.329	33.858	276.7	2:52:49.188
47	2	1:40.874	29.824	38.032	33.018	276.0	1:23:40.715	100	3	1:43.134	28.856	39.847	34.431	278.1	2:54:32.322
48	2	1:38.274	27.829	37.576	32.869	277.4	1:25:18.989	101	3	1:40.321	28.181	38.495	33.645	273.2	2:56:12.643
49	2	1:38.800	27.845	37.910	33.045	274.6	1:26:57.789	102	3	1:42.419	28.311	39.764	34.344	275.3	2:57:55.062
50	2	1:38.662	28.078	37.493	33.091	278.1	1:28:36.451	103	3	1:43.167	29.148	39.737	34.282	275.3	2:59:38.229
51	2	1:39.891	28.384	38.022	33.485	279.6	1:30:16.342	104	3	1:40.706	28.354	38.588	33.764	272.5	3:01:18.935
52	2	1:38.427	27.759	37.516	33.152	276.7	1:31:54.769	105	3	1:41.817	28.414	39.161	34.242	273.9	3:03:00.752
53	2	1:39.094	28.034	37.775	33.285	276.7	1:33:33.863	106	3	1:43.787	28.926	39.746	35.115	274.6	3:04:44.539
54	2	1:45.036 B	29.489	37.874	37.673	278.1	1:35:18.899	107	3	1:40.432	28.218	38.466	33.748	274.6	3:06:24.971
55	3	3:02.774	1:51.048	38.352	33.374	190.2	1:38:21.673	108	3	1:40.489	28.197	38.546	33.746	275.3	3:08:05.460
56	3	1:39.213	27.765	37.502	33.946	275.3	1:40:00.886	109	3	1:41.256	28.406	38.558	34.292	273.2	3:09:46.716
57	3	1:39.406	27.901	38.687	32.818	276.0	1:41:40.292	110	3	1:40.835	28.417	38.624	33.794	276.7	3:11:27.551
58	3	1:37.667	27.584	37.226	32.857	274.6	1:43:17.959	111	3	1:42.661	28.539	39.583	34.539	276.0	3:13:10.212
59	3	1:38.782	28.144	37.481	33.157	276.0	1:44:56.741	112	3	1:48.028 B	29.073	38.881	40.074	276.7	3:14:58.240
60	3	1:39.005	27.959	38.239	32.807	278.9	1:46:35.746	113	1	2:57.373	1:46.441	38.237	32.695	192.2	3:17:55.613
61	3	1:39.718	27.773	38.619	33.326	276.0	1:48:15.464	114	1	1:39.170	27.945	37.565	33.660	273.9	3:19:34.783
62	3	1:40.937	29.258	38.201	33.478	278.9	1:49:56.401	115	1	1:39.172	27.663	37.847	33.662	274.6	3:21:13.955
63	3	1:39.971	28.720	38.319	32.932	278.1	1:51:36.372	116	1	1:38.198	27.784	37.428	32.986	273.2	3:22:52.153
64	3	1:39.490	27.910	38.228	33.352	276.0	1:53:15.862	117	1	1:38.234	27.507	37.508	33.219	275.3	3:24:30.387
65	3	1:40.155	28.183	38.198	33.774	278.9	1:54:56.017	118	1	1:39.347	27.900	38.572	32.875	274.6	3:26:09.734
66	3	1:38.870	27.747	37.803	33.320	277.4	1:56:34.887	119	1	1:39.091	29.105	37.337	32.649	275.3	3:27:48.825
67	3	1:39.977	28.016	38.497	33.464	277.4	1:58:14.864	120	1	1:37.339	27.520	37.107	32.712	273.2	3:29:26.164
68	3	1:41.363	28.156	38.700	34.507	278.1	1:59:56.227	121	1	1:37.911	27.566	37.639	32.706	273.2	3:31:04.075
69	3	1:39.589	28.455	38.058	33.076	275.3	2:01:35.816	122	1	1:38.500	27.491	38.120	32.889	273.9	3:32:42.575



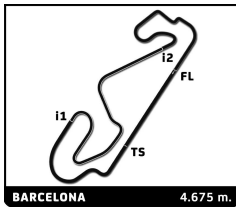


EUROPEAN LE MANS SERIES
4 Hours of Barcelona
Race

Sector Analysis

Lap under Red Flag														Invalidated Lap	Personal Best	Session Best	B Crossing the pit lane
Lap	D	Time	Sector 1	Sector 2	Sector 3	T. Spd	Elapsed	Lap	D	Time	Sector 1	Sector 2	Sector 3	T. Spd	Elapsed		
123	1	1:38.654	27.777	37.479	33.398	275.3	3:34:21.229	34	1	1:41.201	28.313	38.264	34.624	277.4	1:01:43.736		
124	1	1:42.406	29.084	38.991	34.331	278.9	3:36:03.635	35	1	1:42.764	29.058	39.110	34.596	275.3	1:03:26.500		
125	1	1:37.759	27.670	37.409	32.680	273.2	3:37:41.394	36	1	1:41.348	28.711	38.709	33.928	274.6	1:05:07.848		
126	1	1:38.208	27.461	37.359	33.388	274.6	3:39:19.602	37	1	1:40.234	28.503	38.094	33.637	275.3	1:06:48.082		
127	1	1:38.228	27.550	37.222	33.456	274.6	3:40:57.830	38	1	1:41.512	29.038	38.745	33.729	276.0	1:08:29.594		
128	1	1:38.486	27.895	37.604	32.987	276.0	3:42:36.316	39	1	1:40.224	28.361	38.096	33.767	274.6	1:10:09.818		
129	1	1:38.331	27.614	37.750	32.967	276.7	3:44:14.647	40	1	1:55.379	30.210	39.118	46.051	278.1	1:12:05.197		
130	1	1:37.926	27.971	37.316	32.639	278.1	3:45:52.573	41	1	1:46.997 B	28.638	38.639	39.720	278.9	1:13:52.194		
131	1	1:37.906	28.021	37.374	32.511	277.4	3:47:30.479	42	3	42:08.325	...	39.014	33.126	183.1	1:56:00.519		
132	1	1:37.963	27.697	37.108	33.158	277.4	3:49:08.442	43	3	1:38.779	27.515	38.745	32.519	273.9	1:57:39.298		
133	1	1:39.682	28.052	38.350	33.280	278.1	3:50:48.124	44	3	1:37.606	27.322	36.944	33.340	273.9	1:59:16.904		
134	1	1:39.923	28.704	38.344	32.875	279.6	3:52:28.047	45	3	1:39.933	29.080	37.874	32.979	276.0	2:00:56.837		
135	1	1:39.205	27.377	38.490	33.338	276.0	3:54:07.252	46	3	1:38.589	27.605	37.586	33.398	276.7	2:02:35.426		
136	1	1:37.419	27.440	37.327	32.652	276.0	3:55:44.671	47	3	1:38.912	28.019	37.710	33.183	278.9	2:04:14.338		
137	1	1:38.481	27.594	37.463	33.424	280.3	3:57:23.152	48	3	1:39.319	28.220	37.640	33.459	276.0	2:05:53.657		
138	1	1:40.264	28.022	38.578	33.664	276.0	3:59:03.416	49	3	1:39.264	27.698	37.419	34.147	278.9	2:07:32.921		
139	1	1:37.969	27.761	37.397	32.811	273.9	4:00:41.385	50	3	1:41.182	28.715	37.754	34.713	278.1	2:09:14.103		
34	Racing Team Turkey		Oreca 07 - Gibson														
	1. Salih YOLUC		3. Harry TINCKNELL				LMP2 P/A										
	2. Charlie EASTWOOD																
1	1	1:50.737	30.562	39.184	40.991		1:50.737	51	3	1:38.726	27.771	37.189	33.766	273.2	2:10:52.829		
2	1	2:58.672	49.491	1:14.436	54.745	210.6	4:49.409	52	3	1:37.387	27.349	37.051	32.987	274.6	2:12:30.216		
3	1	2:17.142	39.220	54.732	43.190	157.6	7:06.551	53	3	1:38.742	27.661	38.313	32.768	281.0	2:14:08.958		
4	1	2:12.238	39.350	53.341	39.547	179.7	9:18.789	54	3	1:39.620	27.784	37.039	34.797	278.9	2:15:48.578		
5	1	1:38.987	28.339	37.626	33.022	275.3	10:57.776	55	3	1:38.596	27.340	37.875	33.381	277.4	2:17:27.174		
6	1	1:38.028	27.774	37.423	32.831	277.4	12:35.804	56	3	1:40.219	28.969	38.372	32.878	277.4	2:19:07.393		
7	1	1:37.608	27.712	37.214	32.682	277.4	14:13.412	57	3	1:38.635	27.387	37.209	34.039	276.7	2:20:46.028		
8	1	1:42.778 B	27.792	37.391	37.595	276.7	15:56.190	58	3	1:38.821	27.439	37.080	34.302	281.8	2:22:24.849		
9	1	1:59.313	48.256	37.830	33.227	191.5	17:55.503	59	3	1:41.199	27.597	40.020	33.582	278.9	2:24:06.048		
10	1	1:40.083	28.681	37.966	33.436	278.1	19:35.586	60	3	1:39.686	27.686	38.477	33.523	280.3	2:25:45.734		
11	1	1:40.158	28.182	37.834	34.142	277.4	21:15.744	61	3	1:38.757	28.252	37.319	33.186	276.7	2:27:24.491		
12	1	1:39.194	28.250	37.838	33.106	276.7	22:54.938	62	3	1:38.338	27.551	38.047	32.740	277.4	2:29:02.829		
13	1	1:38.890	28.053	37.748	33.089	279.6	24:33.828	63	3	1:38.050	27.363	37.464	33.223	276.7	2:30:40.879		
14	1	1:39.721	28.142	38.041	33.538	278.9	26:13.549	64	3	1:37.889	27.399	37.321	33.169	274.6	2:32:18.768		
15	1	1:40.235	28.236	38.321	33.678	278.1	27:53.784	65	3	1:39.840	28.422	37.679	33.739	277.4	2:33:58.608		
16	1	1:40.809	28.199	38.702	33.908	278.9	29:34.593	66	3	1:40.391	27.529	38.819	34.043	275.3	2:35:38.999		
17	1	1:42.606	28.155	39.658	34.793	279.6	31:17.199	67	3	1:38.632	28.006	37.743	32.883	278.9	2:37:17.631		
18	1	1:42.948	29.001	38.636	35.311	280.3	33:00.147	68	3	1:39.075	27.415	37.347	34.313	278.1	2:38:56.706		
19	1	1:40.242	28.708	38.124	33.410	278.9	34:40.389	69	3	1:43.204 B	27.666	37.802	37.736	276.7	2:40:39.910		
20	1	1:39.334	27.956	37.955	33.423	278.1	36:19.723	70	3	2:40.572	1:27.304	39.472	33.796	190.5	2:43:20.482		
21	1	1:40.240	28.042	38.612	33.586	278.9	37:59.963	71	3	1:40.406	28.137	38.567	33.702	274.6	2:45:00.888		
22	1	1:40.709	28.039	38.313	34.357	279.6	39:40.672	72	3	1:40.527	28.695	38.420	33.412	276.7	2:46:41.415		
23	1	1:42.689	28.357	39.376	34.956	277.4	41:23.361	73	3	1:38.809	27.861	37.755	33.193	275.3	2:48:20.224		
24	1	1:41.578	28.874	38.900	33.804	278.9	43:04.939	74	3	1:40.910	27.939	38.726	34.245	276.0	2:50:01.134		
25	1	1:40.234	28.395	38.370	33.469	278.9	44:45.173	75	3	1:40.652	27.941	39.150	33.561	280.3	2:51:41.786		
26	1	1:41.512	28.475	38.557	34.480	279.6	46:26.685	76	3	1:40.559	27.863	38.897	33.799	276.7	2:53:22.345		
27	1	1:39.653	28.260	38.157	33.236	278.1	48:06.338	77	3	1:40.303	28.350	38.207	33.746	275.3	2:55:02.648		
28	1	1:45.735 B	28.102	38.817	38.816	278.9	49:52.073	78	3	1:40.382	28.012	38.030	34.340	273.9	2:56:43.030		
29	1	3:17.617	2:02.824	40.021	34.772	190.9	53:09.690	79	3	1:39.825	28.038	38.232	33.555	273.9	2:58:22.855		
30	1	1:43.037	28.275	39.152	35.610	276.7	54:52.727	80	3	1:40.902	28.097	38.151	34.654	273.2	3:00:03.757		
31	1	1:44.787	28.573	39.229	36.985	276.0	56:37.514	81	3	1:41.356	28.502	38.783	34.071	273.2	3:01:45.113		
32	1	1:44.209	29.433	39.666	35.110	276.0	58:21.723	82	3	1:40.382	28.211	38.287	33.884	274.6	3:03:25.495		
33	1	1:40.812	28.686	38.303	33.823	275.3	1:00:02.535	83	3	1:41.163	28.232	38.380	34.551	274.6	3:05:06.658		
								84	3	1:42.773	28.645	39.826	34.302	275.3	3:06:49.431		
								85	3	1:42.640	28.666	38.309	35.665	275.3	3:08:32.071		
								86	3	1:41.716	28.677	38.901	34.138	274.6	3:10:13.787		



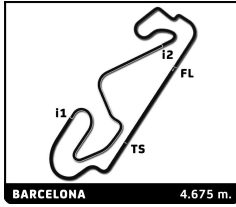


EUROPEAN LE MANS SERIES
4 Hours of Barcelona
Race

Sector Analysis

														Lap under Red Flag	Invalidated Lap	Personal Best	Session Best	B Crossing the pit lane	
Lap	D	Time	Sector 1	Sector 2	Sector 3	T. Spd	Elapsed	Lap	D	Time	Sector 1	Sector 2	Sector 3	T. Spd	Elapsed				
87	3	1:44.569	28.651	40.843	35.075	275.3	3:11:58.356	21	1	1:39.973	28.106	38.172	33.695	278.9	37:39.230				
88	3	1:40.394	28.214	38.396	33.784	273.9	3:13:38.750	22	1	1:41.290	28.213	39.514	33.563	279.6	39:20.520				
89	3	1:40.187	28.097	38.427	33.663	275.3	3:15:18.937	23	1	1:41.423	29.112	38.383	33.928	281.0	41:01.943				
90	3	1:44.906 B	28.278	38.610	38.018	276.0	3:17:03.843	24	1	1:40.958	28.011	38.578	34.369	278.9	42:42.901				
91	2	2:58.471	1:47.204	37.562	33.705	151.2	3:20:02.314	25	1	1:39.314	28.100	37.851	33.363	280.3	44:22.215				
92	2	1:39.044	27.489	37.418	34.137	275.3	3:21:41.358	26	1	1:40.036	27.767	37.811	34.458	278.1	46:02.251				
93	2	1:40.424	29.172	38.241	33.011	275.3	3:23:21.782	27	1	1:45.657 B	28.577	38.365	38.715	281.0	47:47.908				
94	2	1:38.831	28.350	37.469	33.012	276.0	3:25:00.613	28	1	2:43.015	1:30.322	38.700	33.993	192.2	50:30.923				
95	2	1:38.034	27.619	37.303	33.112	272.5	3:26:38.647	29	1	1:43.144	28.327	39.828	34.989	279.6	52:14.067				
96	2	1:37.803	27.448	37.585	32.770	274.6	3:28:16.450	30	1	1:42.407	28.709	39.286	34.412	278.1	53:56.474				
97	2	1:38.457	27.456	37.905	33.096	273.9	3:29:54.907	31	1	1:45.293	29.382	40.622	35.289	279.6	55:41.767				
98	2	1:38.637	27.613	37.405	33.619	273.9	3:31:33.544	32	1	1:43.551	28.728	40.101	34.722	275.3	57:25.318				
99	2	1:41.164	28.021	38.990	34.153	278.1	3:33:14.708	33	1	1:40.681	28.220	38.401	34.060	278.9	59:05.999				
100	2	1:39.366	28.098	37.913	33.355	275.3	3:34:54.074	34	1	1:40.686	28.143	38.279	34.264	279.6	1:00:46.685				
101	2	1:39.128	27.889	37.747	33.492	276.0	3:36:33.202	35	1	1:41.150	28.522	38.519	34.109	278.1	1:02:27.835				
102	2	1:39.325	28.058	38.049	33.218	276.7	3:38:12.527	36	1	1:42.824	28.869	39.519	34.436	278.1	1:04:10.659				
103	2	1:40.940	28.073	38.692	34.175	277.4	3:39:53.467	37	1	1:42.912	28.509	39.565	34.838	277.4	1:05:53.571				
104	2	1:42.799	28.557	39.768	34.474	278.9	3:41:36.266	38	1	1:43.946	28.701	38.620	36.625	277.4	1:07:37.517				
105	2	1:45.515	28.857	40.909	35.749	271.1	3:43:21.781	39	1	1:41.520	28.713	38.612	34.195	276.7	1:09:19.037				
106	2	1:41.157	28.803	38.865	33.489	276.7	3:45:02.938	40	1	1:42.023	28.353	38.690	34.980	278.9	1:11:01.060				
107	2	1:40.066	28.065	38.150	33.851	278.1	3:46:43.004	41	1	1:41.815	28.680	38.738	34.397	277.4	1:12:42.875				
108	2	1:40.909	28.670	38.392	33.847	280.3	3:48:23.913	42	1	1:43.847	28.848	40.645	34.354	278.9	1:14:26.722				
109	2	1:38.984	27.833	37.894	33.257	276.7	3:50:02.897	43	1	1:46.452 B	28.653	38.613	39.186	278.1	1:16:13.174				
110	2	1:39.365	27.882	38.213	33.270	277.4	3:51:42.262	44	2	2:57.389	1:46.556	38.026	32.807	187.9	1:19:10.563				
111	2	1:39.461	27.954	38.194	33.313	276.7	3:53:21.723	45	2	1:39.399	27.445	38.119	33.835	277.4	1:20:49.962				
112	2	1:40.823	27.803	39.316	33.704	276.0	3:55:02.546	46	2	1:40.083	27.953	38.855	33.275	280.3	1:22:30.045				
113	2	1:41.407	28.023	39.303	34.081	278.9	3:56:43.953	47	2	1:40.890	27.652	38.687	34.551	278.1	1:24:10.935				
114	2	1:39.113	27.803	37.733	33.577	276.0	3:58:23.066	48	2	1:40.360	28.651	38.354	33.355	278.9	1:25:51.295				
115	2	1:41.226	28.103	38.555	34.568	277.4	4:00:04.292	49	2	1:39.651	27.949	38.306	33.396	278.1	1:27:30.946				
116	2	1:39.518	27.821	38.468	33.229	273.9	4:01:43.810	50	2	1:40.396	27.720	39.357	33.319	280.3	1:29:11.342				
35 BHK Motorsport Oreca 07 - Gibson																			
1. Francesco DRACONE 3. Markus POMMER LMP2																			
2. Sergio CAMPANA																			
1	1	1:52.488	32.929	39.838	39.721		1:52.488	51	2	1:39.991	27.737	38.210	34.044	279.6	1:30:51.333				
2	1	2:58.752	49.926	1:14.486	54.340	186.2	4:51.240	52	2	1:39.585	27.762	37.738	34.085	276.7	1:32:30.918				
3	1	2:17.612	39.153	54.818	43.641	165.3	7:08.852	53	2	1:38.349	27.531	37.773	33.045	278.1	1:34:09.267				
4	1	2:11.505	38.874	53.441	39.190	192.6	9:20.357	54	2	1:38.500	27.554	37.929	33.017	278.1	1:35:47.767				
5	1	1:40.282	29.056	38.090	33.136	278.1	11:00.639	55	2	1:38.796	27.511	38.256	33.029	277.4	1:37:26.563				
6	1	1:38.252	27.940	37.594	32.718	281.0	12:38.891	56	2	1:39.326	27.758	38.307	33.261	277.4	1:39:05.889				
7	1	1:37.931	27.624	37.501	32.806	281.0	14:16.822	57	2	1:38.910	27.572	37.822	33.516	278.1	1:40:44.799				
8	1	1:37.925	27.659	37.652	32.614	280.3	15:54.747	58	2	1:38.654	27.410	38.026	33.218	278.1	1:42:23.453				
9	1	1:38.579	27.665	37.970	32.944	281.8	17:33.326	59	2	1:38.961	27.566	37.848	33.547	278.1	1:44:02.414				
10	1	1:40.167	27.960	37.775	34.432	280.3	19:13.493	60	2	1:38.008	27.545	37.476	32.987	278.1	1:45:40.422				
11	1	1:40.469	28.276	39.044	33.149	276.7	20:53.962	61	2	1:41.633	29.003	39.144	33.486	281.0	1:47:22.055				
12	1	1:38.568	27.739	37.647	33.182	280.3	22:32.530	62	2	1:39.616	27.999	38.184	33.433	281.0	1:49:01.671				
13	1	1:38.526	27.811	37.549	33.166	279.6	24:11.056	63	2	1:41.020	27.744	38.359	34.917	278.9	1:50:42.691				
14	1	1:40.294	27.980	38.085	34.229	278.9	25:51.350	64	2	1:39.534	27.896	38.293	33.345	278.9	1:52:22.225				
15	1	1:42.736	28.905	38.611	35.220	280.3	27:34.086	65	2	1:38.332	27.595	37.728	33.009	280.3	1:54:00.557				
16	1	1:39.531	28.193	37.957	33.381	276.7	29:13.617	66	2	1:39.561	27.508	38.781	33.272	280.3	1:55:40.118				
17	1	1:39.033	27.855	37.772	33.406	279.6	30:52.650	67	2	1:40.700	28.493	38.662	33.545	281.8	1:57:20.818				
18	1	1:41.451	27.873	38.975	34.603	278.9	32:34.101	68	2	1:40.282	28.536	38.246	33.500	281.0	1:59:01.100				
19	1	1:43.539	28.576	39.398	35.565	279.6	34:17.640	69	2	1:40.984	27.742	39.474	33.768	279.6	2:00:42.084				
20	1	1:41.617	28.588	39.168	33.861	278.1	35:59.257	70	2	1:40.524	28.053	38.259	34.212	279.6	2:02:22.608				
								71	2	1:44.729 B	28.014	38.325	38.390	278.9	2:04:07.337				
								72	2	2:44.004	1:32.071	38.518	33.415	191.2	2:06:51.341				
								73	2	1:41.575	27.918	38.627	35.030	278.1	2:08:32.916				



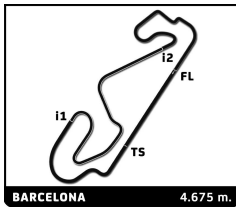


EUROPEAN LE MANS SERIES
4 Hours of Barcelona
Race

Sector Analysis

											Lap under Red Flag		Invalidated Lap		Personal Best		Session Best		B Crossing the pit lane		
Lap	D	Time	Sector 1	Sector 2	Sector 3	T. Spd	Elapsed	Lap	D	Time	Sector 1	Sector 2	Sector 3	T. Spd	Elapsed						
74	2	1:39.338	27.898	38.118	33.322	277.4	2:10:12.254	127	3	1:42.668	28.001	39.632	35.035	278.9	3:41:45.591						
75	2	1:40.364	27.891	38.239	34.234	278.9	2:11:52.618	128	3	1:41.042	28.259	38.569	34.214	279.6	3:43:26.633						
76	2	1:42.307	28.711	39.157	34.439	279.6	2:13:34.925	129	3	1:44.310	28.305	39.898	36.107	278.1	3:45:10.943						
77	2	1:41.187	28.210	39.186	33.791	279.6	2:15:16.112	130	3	1:43.430	28.763	40.434	34.233	278.1	3:46:54.373						
78	2	1:41.016	28.581	38.531	33.904	280.3	2:16:57.128	131	3	1:41.714	28.246	38.431	35.037	278.9	3:48:36.087						
79	2	1:40.703	27.837	39.188	33.678	280.3	2:18:37.831	132	3	1:42.158	29.242	38.655	34.261	281.8	3:50:18.245						
80	2	1:39.477	27.855	38.161	33.461	279.6	2:20:17.308	133	3	1:41.586	28.542	39.069	33.975	278.9	3:51:59.831						
81	2	1:39.460	27.778	38.112	33.570	283.3	2:21:56.768	134	3	1:41.092	27.885	39.397	33.810	279.6	3:53:40.923						
82	2	1:39.339	27.690	38.130	33.519	279.6	2:23:36.107	135	3	1:40.633	28.195	38.939	33.499	278.1	3:55:21.556						
83	2	1:39.968	27.892	38.323	33.753	281.8	2:25:16.075	136	3	1:39.890	28.033	38.373	33.484	278.9	3:57:01.446						
84	2	1:41.401	29.094	38.318	33.989	278.9	2:26:57.476	137	3	1:45.036	28.410	39.953	36.673	277.4	3:58:46.482						
85	2	1:41.401	28.385	38.792	34.224	277.4	2:28:38.877	138	3	1:40.424	28.162	38.465	33.797	276.7	4:00:26.906						
86	2	1:44.803	29.808	40.419	34.576	284.0	2:30:23.680								37		COOL Racing		Oreca 07 - Gibson		
87	2	1:40.834	28.426	38.412	33.996	277.4	2:32:04.514								1.Alexandre COIGNY		3.Antonin BORGA				
88	2	1:41.576	27.998	39.491	34.087	278.1	2:33:46.090								2.Nicolas LAPIERRE		LMP2 P/A				
89	2	1:40.600	28.238	38.448	33.914	278.1	2:35:26.690	1	3	1:48.067	31.420	38.991	37.656		1:48.067						
90	2	1:40.283	28.065	38.129	34.089	278.1	2:37:06.973	2	3	2:58.397	49.380	1:13.308	55.709	181.5	4:46.464						
91	2	1:40.912	28.142	38.580	34.190	278.9	2:38:47.885	3	3	2:16.696	38.453	54.270	43.973	202.7	7:03.160						
92	2	1:42.640	28.398	38.970	35.272	279.6	2:40:30.525	4	3	2:13.100	39.474	53.745	39.881	193.9	9:16.260						
93	2	1:48.842 B	29.469	39.245	40.128	277.4	2:42:19.367	5	3	1:38.294	28.154	37.498	32.642	276.7	10:54.554						
94	3	3:03.375	1:50.493	39.171	33.711	191.2	2:45:22.742	6	3	1:36.622	27.380	36.915	32.327	276.7	12:31.176						
95	3	1:41.983	28.173	38.254	35.556	276.7	2:47:04.725	7	3	1:36.631	27.321	36.924	32.386	277.4	14:07.807						
96	3	1:42.145	28.660	38.298	35.187	275.3	2:48:46.870	8	3	1:36.909	27.231	37.123	32.555	278.1	15:44.716						
97	3	1:39.093	27.930	37.778	33.385	278.1	2:50:25.963	9	3	1:36.826	27.200	37.158	32.468	278.1	17:21.542						
98	3	1:43.074	28.671	41.079	33.324	281.0	2:52:09.037	10	3	1:38.272	27.257	38.213	32.802	278.1	18:59.814						
99	3	1:39.057	27.638	38.009	33.410	278.1	2:53:48.094	11	3	1:36.913	27.237	37.129	32.547	279.6	20:36.727						
100	3	1:40.537	27.799	39.083	33.655	278.9	2:55:28.631	12	3	1:37.081	27.200	37.032	32.849	279.6	22:13.808						
101	3	1:41.559	29.653	38.432	33.474	280.3	2:57:10.190	13	3	1:41.922	29.253	38.780	33.889	283.3	23:55.730						
102	3	1:38.776	27.758	37.743	33.275	278.9	2:58:48.966	14	3	1:37.864	27.711	37.395	32.758	279.6	25:33.594						
103	3	1:41.183	28.274	39.094	33.815	276.0	3:00:30.149	15	3	1:38.830	27.392	37.328	34.110	280.3	27:12.424						
104	3	1:40.869	27.994	39.237	33.638	275.3	3:02:11.018	16	3	1:42.970	27.917	39.256	35.797	278.9	28:55.394						
105	3	1:39.870	27.717	37.760	34.393	278.1	3:03:50.888	17	3	1:39.825	28.327	38.421	33.077	281.0	30:35.219						
106	3	1:44.239	28.281	41.219	34.739	276.7	3:05:35.127	18	3	1:40.594	27.463	39.505	33.626	278.9	32:15.813						
107	3	1:39.900	28.325	38.201	33.374	278.1	3:07:15.027	19	3	1:42.028	29.157	39.290	33.581	284.0	33:57.841						
108	3	1:38.989	27.956	37.949	33.084	276.0	3:08:54.016	20	3	1:38.166	27.759	37.402	33.005	281.0	35:36.007						
109	3	1:38.537	27.569	37.698	33.270	277.4	3:10:32.553	21	3	1:38.077	27.476	37.541	33.060	280.3	37:14.084						
110	3	1:42.028	28.794	39.196	34.038	281.0	3:12:14.581	22	3	1:41.424	29.107	37.827	34.490	281.0	38:55.508						
111	3	1:41.189	28.363	38.138	34.688	279.6	3:13:55.770	23	3	1:37.782	27.812	37.219	32.751	279.6	40:33.290						
112	3	1:40.256	28.704	37.798	33.754	279.6	3:15:36.026	24	3	1:38.311	27.537	37.326	33.448	278.1	42:11.601						
113	3	1:39.626	27.932	38.633	33.061	277.4	3:17:15.652	25	3	1:40.315	27.729	38.747	33.839	279.6	43:51.916						
114	3	1:39.190	27.940	38.040	33.210	278.9	3:18:54.842	26	3	1:39.652	28.892	37.539	33.221	281.8	45:31.568						
115	3	1:39.025	27.651	37.707	33.667	278.9	3:20:33.867	27	3	1:38.026	27.404	37.590	33.032	279.6	47:09.594						
116	3	1:38.771	27.684	37.941	33.146	279.6	3:22:12.638	28	3	1:41.586 B	27.616	37.224	36.746	278.9	48:51.180						
117	3	1:39.382	27.870	38.102	33.410	281.0	3:23:52.020	29	3	2:49.807	1:39.674	37.131	33.002	191.5	51:40.987						
118	3	1:40.040	28.222	38.454	33.364	281.0	3:25:32.060	30	3	1:37.823	27.309	37.312	33.202	276.7	53:18.810						
119	3	1:41.691	28.166	38.656	34.869	279.6	3:27:13.751	31	3	1:40.812	28.038	38.307	34.467	274.6	54:59.622						
120	3	1:47.624 B	28.405	39.475	39.744	281.0	3:29:01.375	32	3	1:40.042	27.603	38.463	33.976	278.9	56:39.664						
121	3	2:36.810	1:23.074	39.734	34.002	191.2	3:31:38.185	33	3	1:40.426	28.126	38.731	33.569	283.3	58:20.090						
122	3	1:43.039	28.665	40.349	34.025	276.7	3:33:21.224	34	3	1:38.880	27.658	37.808	33.414	280.3	59:58.970						
123	3	1:41.920	28.359	38.778	34.783	278.1	3:35:03.144	35	3	1:38.476	27.788	37.791	32.897	278.9	1:01:37.446						
124	3	1:40.912	29.077	38.222	33.613	274.6	3:36:44.056	36	3	1:38.328	27.528	37.775	33.025	278.9	1:03:15.774						
125	3	1:39.427	28.083	37.939	33.405	278.1	3:38:23.483	37	3	1:40.188	27.519	37.881	34.788	278.9	1:04:55.962						
126	3	1:39.440	27.927	38.033	33.480	278.1	3:40:02.923	38	3	1:39.154	27.583	37.567	34.004	277.4	1:06:35.116						



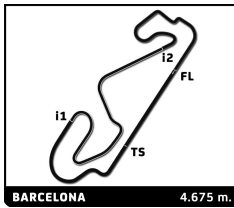


EUROPEAN LE MANS SERIES
4 Hours of Barcelona
Race

Sector Analysis

											Lap under Red Flag		Invalidated Lap		Personal Best		Session Best		B Crossing the pit lane	
Lap	D	Time	Sector 1	Sector 2	Sector 3	T. Spd	Elapsed	Lap	D	Time	Sector 1	Sector 2	Sector 3	T. Spd	Elapsed					
39	3	1:40.630	27.886	38.954	33.790	278.1	1:08:15.746	92	1	1:42.474	28.760	39.215	34.499	273.9	2:40:47.888					
40	3	1:38.821	27.938	37.626	33.257	278.1	1:09:54.567	93	1	1:42.770	29.300	39.058	34.412	274.6	2:42:30.658					
41	3	1:39.626	27.703	38.879	33.044	278.1	1:11:34.193	94	1	1:41.933	28.716	38.790	34.427	273.2	2:44:12.591					
42	3	1:38.657	27.658	37.835	33.164	278.1	1:13:12.850	95	1	1:45.426	29.729	41.053	34.644	274.6	2:45:58.017					
43	3	1:38.699	27.833	37.869	32.997	278.1	1:14:51.549	96	1	1:42.645	28.729	38.848	35.068	273.2	2:47:40.662					
44	3	1:39.853	27.527	38.164	34.162	278.1	1:16:31.402	97	1	1:42.549	28.883	38.990	34.676	274.6	2:49:23.211					
45	3	1:38.890	27.816	37.945	33.129	280.3	1:18:10.292	98	1	1:47.190B	28.692	38.904	39.594	275.3	2:51:10.401					
46	3	1:39.101	28.560	37.571	32.970	279.6	1:19:49.393	99	2	2:45.174	1:33.473	38.907	32.794	191.2	2:53:55.575					
47	3	1:39.978	28.232	38.851	32.895	280.3	1:21:29.371	100	2	1:37.946	27.550	37.359	33.037	275.3	2:55:33.521					
48	3	1:38.510	27.743	37.631	33.136	278.1	1:23:07.881	101	2	1:40.393	27.924	39.252	33.217	275.3	2:57:13.914					
49	3	1:38.019	27.657	37.447	32.915	278.9	1:24:45.900	102	2	1:38.228	27.686	37.822	32.720	274.6	2:58:52.142					
50	3	1:38.008	27.489	37.561	32.958	276.7	1:26:23.908	103	2	1:40.058	27.680	37.766	34.612	273.9	3:00:32.200					
51	3	1:39.514	28.220	37.872	33.422	276.0	1:28:03.422	104	2	1:41.034	29.021	38.454	33.559	276.7	3:02:13.234					
52	3	1:40.706	27.591	38.888	34.227	278.1	1:29:44.128	105	2	1:39.007	28.046	37.968	32.993	278.1	3:03:52.241					
53	3	1:39.514	28.090	38.055	33.369	273.9	1:31:23.642	106	2	1:42.518	28.288	39.530	34.700	276.7	3:05:34.759					
54	3	1:40.981	27.711	37.754	35.516	276.7	1:33:04.623	107	2	1:39.174	27.948	37.689	33.537	274.6	3:07:13.933					
55	3	1:40.844	28.189	39.224	33.431	276.7	1:34:45.467	108	2	1:37.450	27.455	37.420	32.575	273.2	3:08:51.383					
56	3	1:39.826	27.859	38.722	33.245	276.7	1:36:25.293	109	2	1:40.103	27.536	37.724	34.843	272.5	3:10:31.486					
57	3	1:45.254B	27.894	38.470	38.890	275.3	1:38:10.547	110	2	1:39.257	28.051	38.295	32.911	276.0	3:12:10.743					
58	1	3:05.385	1:51.273	39.440	34.672	184.3	1:41:15.932	111	2	1:39.239	27.849	38.407	32.983	276.0	3:13:49.982					
59	1	1:43.618	29.488	40.117	34.013	273.9	1:42:59.550	112	2	1:39.328	27.700	38.312	33.316	275.3	3:15:29.310					
60	1	1:42.582	28.774	38.716	35.092	272.5	1:44:42.132	113	2	1:38.073	27.793	37.433	32.847	276.0	3:17:07.383					
61	1	1:43.505	30.352	38.937	34.216	275.3	1:46:25.637	114	2	1:38.503	27.534	38.136	32.833	275.3	3:18:45.886					
62	1	1:44.305	30.199	40.021	34.085	275.3	1:48:09.942	115	2	1:37.502	27.515	37.287	32.700	273.9	3:20:23.388					
63	1	1:45.744	29.520	41.922	34.302	273.9	1:49:55.686	116	2	1:37.883	27.383	37.245	33.255	274.6	3:22:01.271					
64	1	1:43.523	29.198	39.617	34.708	273.2	1:51:39.209	117	2	1:39.534	28.264	38.443	32.827	279.6	3:23:40.805					
65	1	1:41.366	28.802	38.504	34.060	274.6	1:53:20.575	118	2	1:39.259	27.860	37.838	33.561	276.7	3:25:20.064					
66	1	1:41.279	28.380	38.402	34.497	273.9	1:55:01.854	119	2	1:44.046	29.103	40.550	34.393	276.7	3:27:04.110					
67	1	1:40.079	28.343	38.163	33.573	273.2	1:56:41.933	120	2	1:39.719	28.827	37.779	33.113	276.7	3:28:43.829					
68	1	1:40.083	28.332	38.101	33.650	273.9	1:58:22.016	121	2	1:38.372	27.747	37.497	33.128	274.6	3:30:22.201					
69	1	1:53.546	28.333	38.653	46.560	273.9	2:00:15.562	122	2	1:40.608	28.478	38.795	33.335	276.0	3:32:02.809					
70	1	1:40.457	28.367	38.365	33.725	273.9	2:01:56.019	123	2	1:38.992	27.812	37.857	33.323	275.3	3:33:41.801					
71	1	1:41.384	28.767	38.797	33.820	275.3	2:03:37.403	124	2	1:39.426	28.768	37.764	32.894	275.3	3:35:21.227					
72	1	1:42.131	28.432	39.179	34.520	275.3	2:05:19.534	125	2	1:37.951	27.638	37.552	32.761	275.3	3:36:59.178					
73	1	1:41.957	29.606	38.519	33.832	275.3	2:07:01.491	126	2	1:39.352	27.892	37.950	33.510	276.7	3:38:38.530					
74	1	1:40.767	28.588	38.269	33.910	273.9	2:08:42.258	127	2	1:43.975B	28.252	37.887	37.836	276.7	3:40:22.505					
75	1	1:42.502	28.536	38.976	34.990	276.7	2:10:24.760	128	2	2:24.380	1:12.990	38.135	33.255	191.9	3:42:46.885					
76	1	1:43.713	29.402	39.733	34.578	276.7	2:12:08.473	129	2	1:39.773	27.871	38.495	33.407	275.3	3:44:26.658					
77	1	1:41.153	28.704	38.433	34.016	275.3	2:13:49.626	130	2	1:38.739	27.812	37.947	32.980	275.3	3:46:05.397					
78	1	1:41.994	28.388	38.635	34.971	275.3	2:15:31.620	131	2	1:38.390	27.979	37.620	32.791	276.7	3:47:43.787					
79	1	1:40.969	28.658	38.221	34.090	278.1	2:17:12.589	132	2	1:39.294	27.796	37.814	33.684	277.4	3:49:23.081					
80	1	1:44.323	28.812	40.546	34.965	276.0	2:18:56.912	133	2	1:38.722	27.747	37.772	33.203	276.7	3:51:01.803					
81	1	1:43.109	29.036	38.989	35.084	271.8	2:20:40.021	134	2	1:40.214	28.940	38.230	33.044	274.6	3:52:42.017					
82	1	1:43.358	29.084	39.000	35.274	276.0	2:22:23.379	135	2	1:40.391	27.669	38.064	34.658	276.0	3:54:22.408					
83	1	1:44.695	28.787	40.836	35.072	275.3	2:24:08.074	136	2	1:41.464	29.915	38.657	32.892	277.4	3:56:03.872					
84	1	1:45.657	30.097	39.876	35.684	273.9	2:25:53.731	137	2	1:40.641	27.854	38.926	33.861	276.0	3:57:44.513					
85	1	1:43.703	29.032	39.913	34.758	271.1	2:27:37.434	138	2	1:38.487	27.778	37.556	33.153	274.6	3:59:23.000					
86	1	1:41.552	28.670	38.766	34.116	273.2	2:29:18.986	139	2	1:39.663	27.795	38.748	33.120	276.0	4:01:02.663					
87	1	1:47.327B	28.576	38.687	40.064	274.6	2:31:06.313	39 Graff 1. Vincent CAPILLAIRE 3. Arnold ROBIN 2. Maxime ROBIN Oreca 07 - Gibson LMP2 P/A												
88	2	2:45.609	1:31.937	39.073	34.599	182.1	2:33:51.922													
89	1	1:46.902	29.839	42.080	34.983	273.9	2:35:38.824	1	3	1:55.162	34.231	40.184	40.747		1:55.162					
90	1	1:43.647	29.110	39.571	34.966	273.9	2:37:22.471	2	3	2:59.724	50.026	1:14.272	55.426	210.2	4:54.886					
91	1	1:42.943	29.182	39.402	34.359	275.3	2:39:05.414													



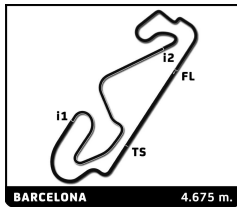


EUROPEAN LE MANS SERIES
4 Hours of Barcelona
Race

Sector Analysis

											Lap under Red Flag		Invalidated Lap		Personal Best		Session Best		B Crossing the pit lane	
Lap	D	Time	Sector 1	Sector 2	Sector 3	T. Spd	Elapsed	Lap	D	Time	Sector 1	Sector 2	Sector 3	T. Spd	Elapsed					
3	3	2:16.024	39.012	54.028	42.984	201.6	7:10.910	56	2	1:42.140	29.615	38.831	33.694	276.0	1:40:07.895					
4	3	2:11.869	39.508	52.977	39.384	177.0	9:22.779	57	2	1:41.049	28.393	38.685	33.971	276.0	1:41:48.944					
5	3	1:41.167	28.389	38.726	34.052	278.9	11:03.946	58	2	1:45.905	28.971	39.636	37.298	276.0	1:43:34.849					
6	3	1:39.808	28.385	38.147	33.276	281.8	12:43.754	59	2	1:44.873	29.558	39.540	35.775	273.2	1:45:19.722					
7	3	1:38.456	28.300	37.662	32.494	282.5	14:22.210	60	2	1:41.020	28.547	38.580	33.893	273.9	1:47:00.742					
8	3	1:37.914	27.732	37.529	32.653	278.9	16:00.124	61	2	1:40.203	28.237	38.399	33.567	276.0	1:48:40.945					
9	3	1:38.992	27.753	38.057	33.182	279.6	17:39.116	62	2	1:43.271	28.251	38.524	36.496	276.7	1:50:24.216					
10	3	1:39.650	28.162	38.345	33.143	280.3	19:18.766	63	2	1:41.556	28.815	38.869	33.872	276.7	1:52:05.772					
11	3	1:39.236	27.567	37.557	34.112	278.9	20:58.002	64	2	1:42.772	28.662	38.711	35.399	276.0	1:53:48.544					
12	3	1:38.404	27.929	37.416	33.059	278.9	22:36.406	65	2	1:44.843	29.215	40.441	35.187	276.0	1:55:33.387					
13	3	1:39.304	28.055	37.851	33.398	278.1	24:15.710	66	2	1:41.510	28.617	38.713	34.180	275.3	1:57:14.897					
14	3	1:39.672	28.141	38.039	33.492	278.1	25:55.382	67	2	1:42.701	28.669	39.109	34.923	276.0	1:58:57.598					
15	3	1:42.511	27.992	39.286	35.233	278.9	27:37.893	68	2	1:42.587	28.494	39.277	34.816	275.3	2:00:40.185					
16	3	1:40.184	28.155	38.611	33.418	278.1	29:18.077	69	2	1:44.309	28.754	39.752	35.803	275.3	2:02:24.494					
17	3	1:39.908	28.092	38.064	33.752	278.1	30:57.985	70	2	1:41.520	28.473	38.523	34.524	275.3	2:04:06.014					
18	3	1:40.864	28.520	38.117	34.227	278.1	32:38.849	71	2	1:43.323	29.378	39.208	34.737	277.4	2:05:49.337					
19	3	1:41.591	28.943	38.506	34.142	276.7	34:20.440	72	2	1:43.441	28.820	39.451	35.170	276.0	2:07:32.778					
20	3	1:44.794	30.153	40.520	34.121	281.0	36:05.234	73	2	1:44.633	29.481	39.360	35.792	277.4	2:09:17.411					
21	3	1:42.753	29.015	39.932	33.806	280.3	37:47.987	74	2	1:44.366	29.796	39.588	34.982	271.1	2:11:01.777					
22	3	1:43.081	28.756	40.078	34.247	278.1	39:31.068	75	2	1:43.386	29.059	39.381	34.946	276.0	2:12:45.163					
23	3	1:40.151	28.171	38.009	33.971	278.1	41:11.219	76	2	1:42.520	28.779	39.118	34.623	276.0	2:14:27.683					
24	3	1:42.730	29.354	39.755	33.621	280.3	42:53.949	77	2	1:44.181	29.359	40.122	34.700	277.4	2:16:11.864					
25	3	1:41.394	28.344	38.445	34.605	278.9	44:35.343	78	2	1:43.438	29.014	39.696	34.728	278.1	2:17:55.302					
26	3	1:39.932	28.086	38.184	33.662	279.6	46:15.275	79	2	1:49.621 B	28.953	40.048	40.620	278.1	2:19:44.923					
27	3	1:41.266	28.481	38.827	33.958	277.4	47:56.541	80	1	2:51.013	1:33.486	41.061	36.466	185.9	2:22:35.936					
28	3	1:41.596	28.906	38.847	33.843	278.9	49:38.137	81	1	1:44.959	29.998	39.876	35.085	276.7	2:24:20.895					
29	3	1:47.823 B	28.300	38.794	40.729	279.6	51:25.960	82	1	1:43.103	28.863	39.147	35.093	276.0	2:26:03.998					
30	3	2:45.916	1:33.207	38.764	33.945	191.5	54:11.876	83	1	1:43.481	29.152	39.802	34.527	273.2	2:27:47.479					
31	3	1:42.607	29.209	39.382	34.016	277.4	55:54.483	84	1	1:43.131	28.913	40.090	34.128	276.0	2:29:30.610					
32	3	1:42.085	28.879	38.881	34.325	278.1	57:36.568	85	1	1:46.163	29.649	41.578	34.936	276.0	2:31:16.773					
33	3	1:42.527	29.037	39.543	33.947	267.8	59:19.095	86	1	1:41.647	28.725	38.772	34.150	276.7	2:32:58.420					
34	3	1:43.979	28.265	40.116	35.598	278.9	1:01:03.074	87	1	1:41.964	28.832	39.104	34.028	272.5	2:34:40.384					
35	3	1:41.285	28.583	38.504	34.198	275.3	1:02:44.359	88	1	1:43.000	28.797	39.162	35.041	274.6	2:36:23.384					
36	3	1:42.001	28.548	38.833	34.620	276.0	1:04:26.360	89	1	1:42.702	29.338	39.422	33.942	277.4	2:38:06.086					
37	3	1:42.345	29.075	38.932	34.338	275.3	1:06:08.705	90	1	1:42.929	28.568	38.789	35.572	277.4	2:39:49.015					
38	3	1:41.492	28.545	38.747	34.200	277.4	1:07:50.197	91	1	1:44.015	29.509	39.585	34.921	275.3	2:41:33.030					
39	3	1:43.303	29.413	38.817	35.073	278.9	1:09:33.500	92	1	1:44.010	29.199	39.880	34.931	274.6	2:43:17.040					
40	3	1:44.449	28.595	39.567	36.287	276.7	1:11:17.949	93	1	1:43.384	29.200	39.546	34.638	276.0	2:45:00.424					
41	3	1:45.103	29.287	40.478	35.338	279.6	1:13:03.052	94	1	1:46.043	29.467	40.247	36.329	273.9	2:46:46.467					
42	3	1:43.355	28.721	39.467	35.167	276.0	1:14:46.407	95	1	1:45.723	31.315	39.912	34.496	247.4	2:48:32.190					
43	3	1:43.425	28.824	39.303	35.298	276.7	1:16:29.832	96	1	1:43.206	28.833	39.370	35.003	276.7	2:50:15.396					
44	3	1:44.927	29.476	39.874	35.577	278.9	1:18:14.759	97	1	1:43.618	28.763	40.191	34.664	276.0	2:51:59.014					
45	3	1:42.749	29.129	38.985	34.635	276.0	1:19:57.508	98	1	1:44.513	29.572	39.953	34.988	276.7	2:53:43.527					
46	3	1:41.961	28.628	38.878	34.455	277.4	1:21:39.469	99	1	1:44.338	29.869	39.606	34.863	276.7	2:55:27.865					
47	3	1:45.306	29.713	39.400	36.193	281.0	1:23:24.775	100	1	1:44.573	28.969	40.015	35.589	275.3	2:57:12.438					
48	3	1:42.768	28.699	39.229	34.840	279.6	1:25:07.543	101	1	1:46.512	29.293	40.804	36.415	275.3	2:58:58.950					
49	3	1:51.726 B	29.928	40.070	41.728	276.0	1:26:59.269	102	1	1:43.154	29.072	39.436	34.646	271.8	3:00:42.104					
50	2	2:57.429	1:45.070	39.047	33.312	191.2	1:29:56.698	103	1	1:42.567	28.953	39.087	34.527	272.5	3:02:24.671					
51	2	1:40.382	28.466	38.444	33.472	278.1	1:31:37.080	104	1	1:42.529	28.930	39.246	34.353	277.4	3:04:07.200					
52	2	1:40.543	28.296	38.873	33.374	276.0	1:33:17.623	105	1	1:42.475	28.651	39.216	34.608	274.6	3:05:49.675					
53	2	1:39.845	28.205	38.179	33.461	277.4	1:34:57.468	106	1	1:45.330	29.788	39.856	35.686	277.4	3:07:35.005					
54	2	1:43.073	28.992	39.756	34.325	276.7	1:36:40.541	107	1	1:46.029	29.492	40.624	35.913	276.0	3:09:21.034					
55	2	1:45.214	30.084	39.809	35.321	276.7	1:38:25.755	108	1	1:48.990 B	28.979	40.208	39.803	273.9	3:11:10.024					





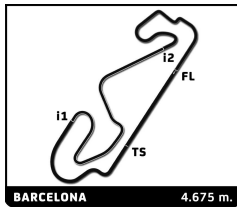
EUROPEAN LE MANS SERIES
4 Hours of Barcelona
Race

Sector Analysis

Lap under Red Flag Invalidated Lap Personal Best Session Best B Crossing the pit lane

Lap	D	Time	Sector 1	Sector 2	Sector 3	T. Spd	Elapsed	Lap	D	Time	Sector 1	Sector 2	Sector 3	T. Spd	Elapsed
109	1	3:26.872	2:11.397	40.382	35.093	183.7	3:14:36.896	23	1	1:38.182	27.579	37.722	32.881	281.8	40:05.155
110	1	1:41.480	28.430	38.644	34.406	278.1	3:16:18.376	24	1	1:37.403	27.222	37.700	32.481	279.6	41:42.558
111	1	1:41.724	28.598	38.808	34.318	277.4	3:18:00.100	25	1	1:36.490	27.112	36.824	32.554	278.1	43:19.048
112	1	1:39.793	28.155	38.172	33.466	274.6	3:19:39.893	26	1	1:40.398	28.345	38.577	33.476	282.5	44:59.446
113	1	1:40.428	28.266	38.215	33.947	276.7	3:21:20.321	27	1	1:40.337	28.716	38.863	32.758	281.8	46:39.783
114	1	1:42.516	28.394	39.686	34.436	273.9	3:23:02.837	28	1	1:39.339	27.171	38.357	33.811	281.0	48:19.122
115	1	1:42.612	28.687	39.903	34.022	276.0	3:24:45.449	29	1	1:41.929 B	28.179	37.262	36.488	284.0	50:01.051
116	1	1:41.070	28.380	38.565	34.125	273.2	3:26:26.519	30	1	2:40.082	1:29.902	37.325	32.855	191.9	52:41.133
117	1	1:40.632	28.069	38.550	34.013	274.6	3:28:07.151	31	1	1:37.356	27.382	37.452	32.522	278.9	54:18.489
118	1	1:41.512	28.556	38.837	34.119	275.3	3:29:48.663	32	1	1:37.854	27.370	37.511	32.973	279.6	55:56.343
119	1	1:44.639	29.242	40.203	35.194	265.1	3:31:33.302	33	1	1:40.337	27.655	38.413	34.269	280.3	57:36.680
120	1	1:43.139	29.347	39.433	34.359	274.6	3:33:16.441	34	1	1:39.965	28.441	38.875	32.649	281.0	59:16.645
121	1	1:42.828	28.824	40.092	33.912	277.4	3:34:59.269	35	1	1:39.649	29.157	37.832	32.660	282.5	1:00:56.294
122	1	1:47.223 B	28.183	38.263	40.777	275.3	3:36:46.492	36	1	1:37.089	27.431	37.038	32.620	278.9	1:02:33.383
123	1	2:04.744	50.515	39.565	34.664	191.2	3:38:51.236	37	1	1:38.202	27.459	37.257	33.486	278.9	1:04:11.585
124	1	1:40.925	28.431	38.654	33.840	274.6	3:40:32.161	38	1	1:39.278	27.819	38.372	33.087	280.3	1:05:50.863
125	1	1:41.342	28.414	39.154	33.774	277.4	3:42:13.503	39	1	1:37.426	27.801	37.057	32.568	280.3	1:07:28.289
126	1	1:44.070	28.635	40.811	34.624	277.4	3:43:57.573	40	1	1:37.021	27.402	37.040	32.579	280.3	1:09:05.310
127	1	1:40.465	28.107	38.477	33.881	277.4	3:45:38.038	41	1	1:38.484	27.296	37.531	33.657	280.3	1:10:43.794
128	1	1:42.446	28.333	39.928	34.185	278.1	3:47:20.484	42	1	1:38.297	27.565	37.575	33.157	276.7	1:12:22.091
129	1	1:45.793	28.878	40.956	35.959	281.0	3:49:06.277	43	1	1:38.235	28.150	37.493	32.592	280.3	1:14:00.326
130	1	1:43.416	29.122	39.563	34.731	278.9	3:50:49.693	44	1	1:37.253	27.382	37.079	32.792	280.3	1:15:37.579
131	1	1:43.051	29.077	39.396	34.578	278.1	3:52:32.744	45	1	1:38.065	27.567	37.826	32.672	282.5	1:17:15.644
132	1	1:42.724	29.333	39.730	33.661	279.6	3:54:15.468	46	1	1:40.277	27.375	37.399	35.503	281.0	1:18:55.921
133	1	1:42.213	28.122	39.452	34.639	278.9	3:55:57.681	47	1	1:39.264	28.718	37.625	32.921	278.1	1:20:35.185
134	1	1:41.062	28.229	38.953	33.880	276.0	3:57:38.743	48	1	1:40.499	28.414	38.912	33.173	281.0	1:22:15.684
135	1	1:40.967	28.185	38.907	33.875	276.0	3:59:19.710	49	1	1:39.392	28.169	38.059	33.164	281.8	1:23:55.076
136	1	1:45.001	29.606	40.297	35.098	277.4	4:01:04.711	50	1	1:39.979	28.333	37.998	33.648	284.0	1:25:35.055
41		Team WRT				Oreca 07 - Gibson									
		1. Louis DELETRAZ		3. Yifei YE		LMP2									
		2. Robert KUBICA													
1	1	1:41.558	29.149	38.170	34.239		1:41.558	51	1	1:39.356	28.635	37.800	32.921	279.6	1:27:14.411
2	1	3:00.687	53.736	1:13.202	53.749	169.2	4:42.245	52	1	1:40.290	27.494	37.409	35.387	278.9	1:28:54.701
3	1	2:18.474	39.448	54.557	44.469	179.4	7:00.719	53	1	1:38.451	27.782	37.831	32.838	276.7	1:30:33.152
4	1	2:14.012	39.216	53.813	40.983	222.4	9:14.731	54	1	1:37.444	27.375	37.365	32.704	278.9	1:32:10.596
5	1	1:37.134	27.887	37.043	32.204	278.9	10:51.865	55	1	1:38.084	27.421	37.931	32.732	279.6	1:33:48.680
6	1	1:36.830	27.742	37.022	32.066	283.3	12:28.695	56	1	1:37.196	27.291	37.270	32.635	278.1	1:35:25.876
7	1	1:35.992	27.317	36.633	32.042	280.3	14:04.687	57	1	1:40.117	27.611	38.071	34.435	278.9	1:37:05.993
8	1	1:35.805	27.234	36.539	32.032	280.3	15:40.492	58	1	1:43.890 B	27.882	38.153	37.855	275.3	1:38:49.883
9	1	1:36.277	27.239	37.035	32.003	280.3	17:16.769	59	3	2:59.220	1:48.147	37.707	33.366	189.2	1:41:49.103
10	1	1:38.347	27.581	38.205	32.561	282.5	18:55.116	60	3	1:38.405	27.816	38.091	32.498	277.4	1:43:27.508
11	1	1:36.265	27.812	36.497	31.956	284.0	20:31.381	61	3	1:36.567	27.374	36.689	32.504	275.3	1:45:04.075
12	1	1:38.488	26.810	37.439	34.239	280.3	22:09.869	62	3	1:36.555	27.350	36.812	32.393	276.7	1:46:40.630
13	1	1:36.849	27.611	36.828	32.410	277.4	23:46.718	63	3	1:38.040	27.406	37.053	33.581	277.4	1:48:18.670
14	1	1:36.762	27.199	37.000	32.563	279.6	25:23.480	64	3	1:40.934	28.613	38.396	33.925	279.6	1:49:59.604
15	1	1:39.919	28.490	38.047	33.382	281.0	27:03.399	65	3	1:38.218	27.682	37.472	33.064	276.7	1:51:37.822
16	1	1:38.383	27.312	37.378	33.693	279.6	28:41.782	66	3	1:38.292	27.538	37.753	33.001	278.1	1:53:16.114
17	1	1:38.406	28.816	37.042	32.548	279.6	30:20.188	67	3	1:39.317	28.241	38.031	33.045	281.8	1:54:55.431
18	1	1:37.576	27.067	36.826	33.683	279.6	31:57.764	68	3	1:38.900	27.775	37.693	33.432	279.6	1:56:34.331
19	1	1:37.593	28.360	36.834	32.399	279.6	33:35.357	69	3	1:38.772	28.162	37.582	33.028	281.0	1:58:13.103
20	1	1:36.850	27.068	36.769	33.013	279.6	35:12.207	70	3	1:38.271	27.599	37.916	32.756	278.9	1:59:51.374
21	1	1:36.490	27.166	36.841	32.483	277.4	36:48.697	71	3	1:37.389	27.406	37.380	32.603	277.4	2:01:28.763
22	1	1:38.276	27.360	38.184	32.732	280.3	38:26.973	72	3	1:38.528	28.547	37.182	32.799	280.3	2:03:07.291
								73	3	1:40.679	27.442	38.715	34.522	278.9	2:04:47.970
								74	3	1:39.657	27.774	38.321	33.562	277.4	2:06:27.627
								75	3	1:39.281	28.697	37.866	32.718	279.6	2:08:06.908



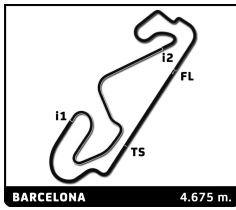


EUROPEAN LE MANS SERIES
4 Hours of Barcelona
Race

Sector Analysis

											Lap under Red Flag		Invalidated Lap		Personal Best		Session Best		B Crossing the pit lane	
Lap	D	Time	Sector 1	Sector 2	Sector 3	T. Spd	Elapsed	Lap	D	Time	Sector 1	Sector 2	Sector 3	T. Spd	Elapsed					
76	3	1:37.185	27.507	37.180	32.498	279.6	2:09:44.093	129	2	1:40.001	27.979	38.096	33.926	278.1	3:40:17.542					
77	3	1:38.543	28.097	37.882	32.564	278.9	2:11:22.636	130	2	1:38.346	27.706	37.710	32.930	276.0	3:41:55.888					
78	3	1:36.885	27.370	36.925	32.590	278.9	2:12:59.521	131	2	1:38.874	27.611	37.716	33.547	278.1	3:43:34.762					
79	3	1:37.938	27.644	37.689	32.605	281.0	2:14:37.459	132	2	1:39.440	27.669	38.246	33.525	278.9	3:45:14.202					
80	3	1:37.518	27.483	37.152	32.883	279.6	2:16:14.977	133	2	1:40.834	28.048	38.712	34.074	276.7	3:46:55.036					
81	3	1:37.855	27.384	37.936	32.535	280.3	2:17:52.832	134	2	1:40.364	28.101	38.387	33.876	281.0	3:48:35.400					
82	3	1:39.175	27.436	38.803	32.936	281.0	2:19:32.007	135	2	1:39.850	27.974	38.235	33.641	278.9	3:50:15.250					
83	3	1:37.770	27.423	37.190	33.157	280.3	2:21:09.777	136	2	1:39.301	27.659	38.517	33.125	277.4	3:51:54.551					
84	3	1:37.849	27.901	37.294	32.654	284.8	2:22:47.626	137	2	1:39.147	27.725	38.155	33.267	277.4	3:53:33.698					
85	3	1:38.753	28.849	37.083	32.821	282.5	2:24:26.379	138	2	1:39.361	27.854	38.168	33.339	276.7	3:55:13.059					
86	3	1:39.103	27.547	38.214	33.342	281.8	2:26:05.482	139	2	1:41.321	27.940	38.415	34.966	278.1	3:56:54.380					
87	3	1:43.211 B	27.956	37.755	37.500	280.3	2:27:48.693	140	2	1:40.568	28.321	38.571	33.676	276.7	3:58:34.948					
88	3	2:43.203	1:30.044	39.431	33.728	189.2	2:30:31.896	141	2	1:42.531	28.832	38.651	35.048	278.9	4:00:17.479					
89	3	1:41.046	28.058	38.316	34.672	276.0	2:32:12.942	55 Spirit of Race							Ferrari 488 GTE Evo					
90	3	1:40.080	28.029	38.718	33.333	276.0	2:33:53.022	1. Duncan CAMERON							3. David PEREL					
91	3	1:40.468	28.708	38.402	33.358	276.7	2:35:33.490	2. Matthew GRIFFIN							LMGTE					
92	3	1:38.396	27.785	37.658	32.953	276.7	2:37:11.886	1	1	2:16.379	41.344	43.444	51.591		2:16.379					
93	3	1:40.187	27.806	39.171	33.210	279.6	2:38:52.073	2	1	3:00.458	47.201	1:14.313	58.944	170.3	5:16.837					
94	3	1:40.361	27.935	38.956	33.470	279.6	2:40:32.434	3	1	2:11.483	46.387	45.342	39.754		7:28.320					
95	3	1:41.657	28.927	38.347	34.383	279.6	2:42:14.091	4	1	2:07.845	44.643	47.100	36.102	145.1	9:36.165					
96	3	1:41.977	28.174	39.356	34.447	278.1	2:43:56.068	5	1	1:47.724	30.978	41.129	35.617	263.8	11:23.889					
97	3	1:39.681	28.142	38.197	33.342	276.7	2:45:35.749	6	1	1:47.368	30.731	41.243	35.394	263.2	13:11.257					
98	3	1:38.901	27.820	37.759	33.322	277.4	2:47:14.650	7	1	1:47.024	30.575	40.823	35.626	263.2	14:58.281					
99	3	1:38.867	27.713	38.034	33.120	278.1	2:48:53.517	8	1	1:49.043	30.541	42.156	36.346	261.9	16:47.324					
100	3	1:39.393	27.673	38.616	33.104	280.3	2:50:32.910	9	1	1:48.055	30.856	41.370	35.829	260.6	18:35.379					
101	3	1:40.086	27.568	38.817	34.701	280.3	2:52:12.996	10	1	1:46.571	30.618	40.697	35.256	261.3	20:21.950					
102	3	1:41.351	29.336	38.099	33.916	276.7	2:53:54.347	11	1	1:47.979	30.569	41.035	36.375	261.3	22:09.929					
103	3	1:38.789	27.813	37.699	33.277	276.7	2:55:33.136	12	1	1:48.305	30.748	41.471	36.086	262.5	23:58.234					
104	3	1:42.238	27.913	39.922	34.403	278.9	2:57:15.374	13	1	1:48.988	30.882	42.221	35.885	262.5	25:47.222					
105	3	1:39.991	28.005	38.587	33.399	277.4	2:58:55.365	14	1	1:48.147	30.690	41.163	36.294	261.3	27:35.369					
106	3	1:39.470	28.029	38.031	33.410	276.0	3:00:34.835	15	1	1:47.700	30.790	41.163	35.747	261.3	29:23.069					
107	3	1:40.499	27.888	38.884	33.727	276.0	3:02:15.334	16	1	1:48.257	30.789	40.958	36.510	261.9	31:11.326					
108	3	1:40.907	28.426	38.445	34.036	279.6	3:03:56.241	17	1	1:48.854	30.781	41.249	36.824	261.9	33:00.180					
109	3	1:40.226	27.974	38.521	33.731	276.7	3:05:36.467	18	1	1:47.807	30.843	41.080	35.884	261.3	34:47.987					
110	3	1:40.689	28.422	38.645	33.622	278.1	3:07:17.156	19	1	1:47.459	30.584	40.986	35.889	261.3	36:35.446					
111	3	1:40.166	28.612	38.029	33.525	277.4	3:08:57.322	20	1	1:48.697	30.569	41.198	36.930	262.5	38:24.143					
112	3	1:40.432	28.070	37.949	34.413	275.3	3:10:37.754	21	1	1:48.474	30.691	41.101	36.682	261.3	40:12.617					
113	3	1:40.508	28.217	38.399	33.892	278.1	3:12:18.262	22	1	1:48.571	30.755	41.731	36.085	261.9	42:01.188					
114	3	1:47.585 B	29.279	39.440	38.866	280.3	3:14:05.847	23	1	1:48.729	30.704	41.394	36.631	262.5	43:49.917					
115	2	2:56.709	1:45.858	37.872	32.979	190.2	3:17:02.556	24	1	1:49.058	31.172	41.163	36.723	260.0	45:38.975					
116	2	1:37.702	27.407	37.454	32.841	274.6	3:18:40.258	25	1	1:49.458	31.205	41.266	36.987	260.0	47:28.433					
117	2	1:38.619	27.836	37.783	33.000	274.6	3:20:18.877	26	1	1:49.773	31.284	41.478	37.011	258.8	49:18.206					
118	2	1:39.876	27.939	38.190	33.747	276.0	3:21:58.753	27	1	1:50.536	30.914	42.519	37.103	260.6	51:08.742					
119	2	1:40.919	28.621	38.871	33.427	276.7	3:23:39.672	28	1	1:48.393	30.921	41.214	36.258	260.6	52:57.135					
120	2	1:39.839	28.083	38.039	33.717	277.4	3:25:19.511	29	1	1:49.956	30.841	41.800	37.315	260.6	54:47.091					
121	2	1:43.680	29.789	39.674	34.217	278.9	3:27:03.191	30	1	1:48.583	30.794	41.182	36.607	260.6	56:35.674					
122	2	1:39.302	27.828	38.133	33.341	276.7	3:28:42.493	31	1	1:51.020	31.353	41.946	37.721	259.4	58:26.694					
123	2	1:39.172	27.804	37.911	33.457	276.0	3:30:21.665	32	1	1:50.448	31.328	41.301	37.819	258.1	1:00:17.142					
124	2	1:40.096	28.418	38.612	33.066	278.1	3:32:01.761	33	1	1:49.477	31.410	41.483	36.584	261.9	1:02:06.619					
125	2	1:39.308	28.018	37.971	33.319	276.7	3:33:41.069	34	1	1:51.222	31.221	43.223	36.778	258.1	1:03:57.841					
126	2	1:38.371	27.646	37.716	33.009	276.7	3:35:19.440	35	1	1:49.200	31.223	41.562	36.415	257.5	1:05:47.041					
127	2	1:38.377	27.632	37.664	33.081	276.0	3:36:57.817	36	1	1:50.471	31.134	41.639	37.698	259.4	1:07:37.512					
128	2	1:39.724	28.710	38.008	33.006	278.9	3:38:37.541	37	1	1:48.936	31.111	41.211	36.614	260.0	1:09:26.448					



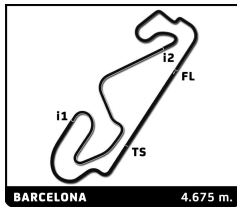


EUROPEAN LE MANS SERIES
4 Hours of Barcelona
Race

Sector Analysis

		Lap under Red Flag						Invalidated Lap		Personal Best		Session Best		B Crossing the pit lane	
Lap	D	Time	Sector 1	Sector 2	Sector 3	T. Spd	Elapsed	Lap	D	Time	Sector 1	Sector 2	Sector 3	T. Spd	Elapsed
38	1	1:48.854	30.996	41.376	36.482	260.0	1:11:15.302	91	2	1:47.890	30.977	41.192	35.721	258.1	2:49:28.041
39	1	1:55.277 B	31.278	42.488	41.511	258.8	1:13:10.579	92	2	1:53.082 B	30.931	41.295	40.856	261.3	2:51:21.123
40	1	2:46.092	1:28.957	41.152	35.983	180.0	1:15:56.671	93	3	3:02.405	1:47.337	40.290	34.778	177.6	2:54:23.528
41	1	1:48.024	31.165	41.121	35.738	260.6	1:17:44.695	94	3	1:45.174	30.349	40.434	34.391	258.8	2:56:08.702
42	1	1:47.085	30.723	40.776	35.586	260.0	1:19:31.780	95	3	1:45.158	30.262	40.375	34.521	257.5	2:57:53.860
43	1	1:48.268	30.760	41.021	36.487	260.0	1:21:20.048	96	3	1:46.433	30.471	41.337	34.625	256.9	2:59:40.293
44	1	1:47.743	30.605	41.083	36.055	259.4	1:23:07.791	97	3	1:45.801	30.559	40.534	34.708	256.3	3:01:26.094
45	1	1:46.994	30.696	40.735	35.563	260.6	1:24:54.785	98	3	1:46.253	30.919	40.554	34.780	257.5	3:03:12.347
46	1	1:47.174	30.592	40.987	35.595	258.8	1:26:41.959	99	3	1:45.657	30.444	40.476	34.737	258.1	3:04:58.004
47	1	1:48.259	31.047	41.534	35.678	257.5	1:28:30.218	100	3	1:45.787	30.482	40.545	34.760	257.5	3:06:43.791
48	1	1:48.279	30.833	41.053	36.393	260.6	1:30:18.497	101	3	1:45.949	30.455	40.510	34.984	258.8	3:08:29.740
49	1	1:48.856	30.857	41.045	36.954	258.1	1:32:07.353	102	3	1:46.574	30.630	40.885	35.059	256.3	3:10:16.314
50	1	1:47.046	30.621	40.905	35.520	258.8	1:33:54.399	103	3	1:46.668	30.636	40.850	35.182	260.0	3:12:02.982
51	1	1:52.586 B	30.750	40.912	40.924	259.4	1:35:46.985	104	3	1:46.803	30.564	41.198	35.041	258.8	3:13:49.785
52	2	3:00.439	1:45.641	40.396	34.402	178.8	1:38:47.424	105	3	1:46.212	30.611	40.603	34.998	258.8	3:15:35.997
53	2	1:45.753	30.381	40.268	35.104	258.8	1:40:33.177	106	3	1:46.223	30.687	40.692	34.844	258.8	3:17:22.220
54	2	1:44.990	30.401	40.065	34.524	257.5	1:42:18.167	107	3	1:46.091	30.430	40.799	34.862	258.1	3:19:08.311
55	2	1:45.441	30.832	40.138	34.471	257.5	1:44:03.608	108	3	1:45.994	30.415	40.692	34.887	258.8	3:20:54.305
56	2	1:44.866	30.233	40.109	34.524	259.4	1:45:48.474	109	3	1:45.987	30.576	40.484	34.927	257.5	3:22:40.292
57	2	1:44.866	30.165	40.207	34.494	259.4	1:47:33.340	110	3	1:46.041	30.473	40.723	34.845	259.4	3:24:26.333
58	2	1:45.102	30.169	40.266	34.667	258.8	1:49:18.442	111	3	1:46.499	30.624	40.843	35.032	257.5	3:26:12.832
59	2	1:46.023	30.747	40.368	34.908	258.8	1:51:04.465	112	3	1:46.378	30.686	40.625	35.067	257.5	3:27:59.210
60	2	1:46.657	30.516	40.914	35.227	260.6	1:52:51.122	113	3	1:47.382	30.640	41.744	34.998	257.5	3:29:46.592
61	2	1:46.852	30.711	40.880	35.261	260.6	1:54:37.974	114	3	1:48.383	30.641	40.831	36.911	258.1	3:31:34.975
62	2	1:45.720	30.302	40.544	34.874	259.4	1:56:23.694	115	3	1:48.628	31.735	41.611	35.282	258.1	3:33:23.603
63	2	1:46.068	30.437	40.703	34.928	260.6	1:58:09.762	116	3	1:46.433	30.648	40.783	35.002	259.4	3:35:10.036
64	2	1:47.354	30.490	40.769	36.095	257.5	1:59:57.116	117	3	1:46.305	30.557	40.608	35.140	258.1	3:36:56.341
65	2	1:47.138	30.517	41.078	35.543	260.6	2:01:44.254	118	3	1:46.576	30.668	40.904	35.004	258.8	3:38:42.917
66	2	1:48.032	31.156	41.510	35.366	261.9	2:03:32.286	119	3	1:46.789	30.541	41.020	35.228	258.1	3:40:29.706
67	2	1:46.470	30.623	40.788	35.059	259.4	2:05:18.756	120	3	1:46.858	30.518	41.244	35.096	259.4	3:42:16.564
68	2	2:14.496 B	30.427	43.658	1:00.411	258.8	2:07:33.252	121	3	1:47.100	30.684	41.155	35.261	259.4	3:44:03.664
69	2	2:28.722	1:12.502	40.977	35.243	178.2	2:10:01.974	122	3	1:46.654	30.581	40.848	35.225	261.3	3:45:50.318
70	2	1:46.969	30.724	40.535	35.710	258.1	2:11:48.943	123	3	1:46.903	30.704	41.012	35.187	258.8	3:47:37.221
71	2	1:45.887	30.509	40.431	34.947	260.6	2:13:34.830	124	3	1:47.042	30.570	40.926	35.546	259.4	3:49:24.263
72	2	1:46.418	30.284	41.061	35.073	262.5	2:15:21.248	125	3	1:46.928	30.651	40.982	35.295	260.0	3:51:11.191
73	2	1:47.982	30.767	40.797	36.418	261.3	2:17:09.230	126	3	1:48.015	31.274	41.196	35.545	258.1	3:52:59.206
74	2	1:47.497	30.688	40.868	35.941	258.8	2:18:56.727	127	3	1:47.782	30.793	41.450	35.539	258.1	3:54:46.988
75	2	1:48.650	31.380	41.539	35.731	260.6	2:20:45.377	128	3	1:47.561	30.815	41.204	35.542	259.4	3:56:34.549
76	2	1:49.896	31.267	42.256	36.373	263.2	2:22:35.273	129	3	1:47.869	30.953	41.181	35.735	257.5	3:58:22.418
77	2	1:47.193	30.694	41.110	35.389	260.0	2:24:22.466	130	3	1:48.280	31.077	41.303	35.900	258.8	4:00:10.698
78	2	1:46.860	30.815	40.846	35.199	260.0	2:26:09.326	131	3	1:48.610	31.134	41.590	35.886	260.0	4:01:59.308
79	2	1:47.465	30.796	40.593	36.076	258.8	2:27:56.791	60 Iron Lynx							
80	2	1:46.706	30.556	40.658	35.492	258.8	2:29:43.497	1. Claudio SCHIAVONI							
81	2	1:46.803	30.607	40.931	35.265	257.5	2:31:30.300	3. Paolo RUBERTI							
82	2	1:46.844	30.594	40.746	35.504	258.8	2:33:17.144	2. Giorgio SERNAGIOTTO							
83	2	1:48.364	30.845	41.635	35.884	256.9	2:35:05.508	1	3	2:11.758	39.927	42.349	49.482		2:11.758
84	2	1:48.734	30.937	41.840	35.957	259.4	2:36:54.242	2	3	3:01.214	48.880	1:13.986	58.348	139.2	5:12.972
85	2	1:47.889	30.699	41.060	36.130	262.5	2:38:42.131	3	3	2:12.206	45.978	46.190	40.038		7:25.178
86	2	1:48.396	30.814	41.440	36.142	261.3	2:40:30.527	4	3	2:07.317	43.231	47.903	36.183	138.4	9:32.495
87	2	1:47.709	31.179	41.193	35.337	263.8	2:42:18.236	5	3	1:46.215	30.612	40.514	35.089	261.3	11:18.710
88	2	1:47.067	30.576	40.943	35.548	258.8	2:44:05.303	6	3	1:46.524	30.469	40.827	35.228	261.9	13:05.234
89	2	1:47.242	30.719	40.947	35.576	258.1	2:45:52.545	7	3	1:45.943	30.287	40.391	35.265	263.2	14:51.177
90	2	1:47.606	30.772	41.210	35.624	258.1	2:47:40.151	8	3	1:46.921	30.404	41.924	34.593	261.3	16:38.098
								9	3	1:44.797	30.109	40.235	34.453	261.9	18:22.895





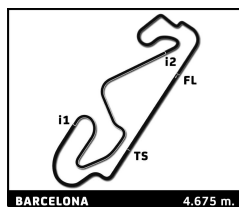
EUROPEAN LE MANS SERIES
4 Hours of Barcelona
Race

Sector Analysis

Lap under Red Flag Invalidated Lap Personal Best Session Best Crossing the pit lane

Lap	D	Time	Sector 1	Sector 2	Sector 3	T. Spd	Elapsed	Lap	D	Time	Sector 1	Sector 2	Sector 3	T. Spd	Elapsed
10	3	1:45.130	30.174	40.218	34.738	261.3	20:08.025	63	1	1:49.670	31.241	41.919	36.510	256.9	1:57:27.400
11	3	1:45.222	30.423	40.233	34.566	261.3	21:53.247	64	1	1:51.603	31.717	41.895	37.991	256.9	1:59:19.003
12	3	1:45.050	30.215	40.214	34.621	261.9	23:38.297	65	1	1:50.572	31.750	41.938	36.884	258.8	2:01:09.575
13	3	1:45.068	30.333	40.250	34.485	261.3	25:23.365	66	1	1:51.100	31.615	42.770	36.715	258.8	2:03:00.675
14	3	1:45.623	30.330	40.105	35.188	261.9	27:08.988	67	1	1:51.772	32.683	42.601	36.488	257.5	2:04:52.447
15	3	1:48.299	30.622	42.308	35.369	263.8	28:57.287	68	1	1:49.900	31.592	41.861	36.447	257.5	2:06:42.347
16	3	1:46.313	30.361	40.771	35.181	263.8	30:43.600	69	1	1:51.827	31.823	42.758	37.246	257.5	2:08:34.174
17	3	1:47.504	30.902	40.665	35.937	263.8	32:31.104	70	1	1:52.793	32.124	42.207	38.462	260.0	2:10:26.967
18	3	1:47.277	30.386	40.811	36.080	261.9	34:18.381	71	1	1:50.916	31.741	41.941	37.234	260.6	2:12:17.883
19	3	1:47.840	32.017	40.702	35.121	263.2	36:06.221	72	1	1:49.478	31.445	41.733	36.300	256.9	2:14:07.361
20	3	1:45.525	30.358	40.363	34.804	261.9	37:51.746	73	1	1:49.859	31.381	42.276	36.202	258.8	2:15:57.220
21	3	1:45.763	30.320	40.517	34.926	261.9	39:37.509	74	1	1:49.578	31.301	41.629	36.648	258.8	2:17:46.798
22	3	1:47.078	30.490	40.592	35.996	261.9	41:24.587	75	1	1:53.270	31.594	44.233	37.443	258.8	2:19:40.068
23	3	1:45.935	30.626	40.363	34.946	259.4	43:10.522	76	1	1:50.734	31.739	42.009	36.986	257.5	2:21:30.802
24	3	1:46.260	30.424	40.548	35.288	261.9	44:56.782	77	1	1:52.051	32.459	42.705	36.887	258.8	2:23:22.853
25	3	1:46.217	30.395	40.684	35.138	262.5	46:42.999	78	1	1:51.990	31.554	42.493	37.943	258.8	2:25:14.843
26	3	1:46.115	30.498	40.434	35.183	261.9	48:29.114	79	1	1:58.706 B	31.959	42.220	44.527	256.3	2:27:13.549
27	3	1:47.091	30.678	40.820	35.593	260.6	50:16.205	80	1	2:55.841	1:38.319	41.579	35.943	178.2	2:30:09.390
28	3	1:48.564	30.613	40.767	37.184	261.9	52:04.769	81	1	1:50.617	31.408	42.497	36.712	255.7	2:32:00.007
29	3	1:48.284	30.762	40.839	36.683	260.6	53:53.053	82	1	1:49.783	31.229	41.822	36.732	256.3	2:33:49.790
30	3	1:48.576	30.750	41.793	36.033	261.3	55:41.629	83	1	1:52.919	31.409	44.161	37.349	255.1	2:35:42.709
31	3	1:47.039	30.861	40.925	35.253	261.9	57:28.668	84	1	1:48.788	31.570	41.249	35.969	258.1	2:37:31.497
32	3	1:46.595	30.559	40.818	35.218	261.3	59:15.263	85	1	1:50.245	31.475	42.651	36.119	258.1	2:39:21.742
33	3	1:48.512	30.693	41.952	35.867	261.9	1:01:03.775	86	1	1:48.513	31.186	41.359	35.968	258.1	2:41:10.255
34	3	1:47.421	30.745	40.882	35.794	260.0	1:02:51.196	87	1	1:48.926	31.250	41.614	36.062	258.1	2:42:59.181
35	3	1:47.039	30.787	40.828	35.424	260.0	1:04:38.235	88	1	1:48.868	30.988	41.457	36.423	257.5	2:44:48.049
36	3	1:47.411	30.918	40.900	35.593	259.4	1:06:25.646	89	1	1:49.481	31.432	41.592	36.457	257.5	2:46:37.530
37	3	1:47.176	30.948	40.811	35.417	260.0	1:08:12.822	90	1	1:49.557	31.000	42.014	36.543	257.5	2:48:27.087
38	3	1:47.594	31.072	40.941	35.581	260.0	1:10:00.416	91	1	1:56.754 B	31.040	41.722	43.992	259.4	2:50:23.841
39	3	1:48.237	30.927	41.604	35.706	260.0	1:11:48.653	92	2	3:01.714	1:45.361	41.193	35.160	174.2	2:53:25.555
40	3	1:54.592 B	31.185	41.865	41.542	260.0	1:13:43.245	93	2	1:45.480	30.399	40.468	34.613	258.8	2:55:11.035
41	1	3:20.515	2:00.695	42.833	36.987	154.2	1:17:03.760	94	2	1:45.491	30.204	40.494	34.793	258.1	2:56:56.526
42	1	1:52.297	31.434	42.938	37.925	258.8	1:18:56.057	95	2	1:45.148	30.214	40.305	34.629	260.6	2:58:41.674
43	1	1:51.017	31.737	42.269	37.011	258.8	1:20:47.074	96	2	1:45.184	30.143	40.328	34.713	256.9	3:00:26.858
44	1	1:49.382	31.183	41.835	36.364	258.8	1:22:36.456	97	2	1:45.626	30.223	40.391	35.012	257.5	3:02:12.484
45	1	1:50.593	31.162	42.881	36.550	258.8	1:24:27.049	98	2	1:45.749	30.373	40.734	34.642	260.6	3:03:58.233
46	1	1:49.641	31.378	41.560	36.703	256.9	1:26:16.690	99	2	1:46.803	30.190	40.815	35.798	258.1	3:05:45.036
47	1	1:49.727	31.183	41.630	36.914	256.3	1:28:06.417	100	2	1:46.161	30.529	40.685	34.947	258.8	3:07:31.197
48	1	1:47.812	30.850	41.219	35.743	258.1	1:29:54.229	101	2	1:46.049	30.418	40.562	35.069	256.9	3:09:17.246
49	1	1:50.354	31.010	42.186	37.158	258.8	1:31:44.583	102	2	1:46.298	30.435	40.858	35.005	256.3	3:11:03.544
50	1	1:48.105	31.088	41.266	35.751	256.9	1:33:32.688	103	2	1:46.202	30.386	40.784	35.032	258.1	3:12:49.746
51	1	1:49.021	31.241	41.719	36.061	256.9	1:35:21.709	104	2	1:46.627	30.467	40.645	35.515	258.1	3:14:36.373
52	1	1:49.681	31.628	41.977	36.076	256.9	1:37:11.390	105	2	1:48.314	30.965	41.698	35.651	258.1	3:16:24.687
53	1	1:48.310	30.970	41.319	36.021	256.9	1:38:59.700	106	2	1:47.306	31.354	40.918	35.034	259.4	3:18:11.993
54	1	1:49.113	30.939	41.905	36.269	257.5	1:40:48.813	107	2	1:46.793	30.647	40.984	35.162	258.8	3:19:58.786
55	1	1:48.998	31.180	41.676	36.142	252.7	1:42:37.811	108	2	1:46.801	30.433	41.060	35.308	258.8	3:21:45.587
56	1	1:49.122	31.120	41.505	36.497	256.3	1:44:26.933	109	2	1:46.267	30.499	40.741	35.027	259.4	3:23:31.854
57	1	1:53.785	31.418	42.328	40.039	257.5	1:46:20.718	110	2	1:46.476	30.491	40.655	35.330	260.0	3:25:18.330
58	1	1:53.509	32.005	43.262	38.242	255.7	1:48:14.227	111	2	1:48.662	31.234	41.612	35.816	258.8	3:27:06.992
59	1	1:53.276	33.039	43.225	37.012	255.1	1:50:07.503	112	2	1:50.105	30.984	42.521	36.600	258.8	3:28:57.097
60	1	1:50.941	31.955	42.116	36.870	256.3	1:51:58.444	113	2	1:48.251	31.522	41.061	35.668	261.3	3:30:45.348
61	1	1:50.102	31.494	42.029	36.579	257.5	1:53:48.546	114	2	1:47.460	30.901	41.120	35.439	258.8	3:32:32.808
62	1	1:49.184	31.385	41.620	36.179	258.8	1:55:37.730	115	2	1:47.550	30.739	41.322	35.489	260.6	3:34:20.358





EUROPEAN LE MANS SERIES
4 Hours of Barcelona
Race

Sector Analysis

		Lap under Red Flag					Invalidated Lap		Personal Best		Session Best		B Crossing the pit lane		
Lap	D	Time	Sector 1	Sector 2	Sector 3	T. Spd	Elapsed	Lap	D	Time	Sector 1	Sector 2	Sector 3	T. Spd	Elapsed
116	2	1:48.343	31.018	41.130	36.195	260.6	3:36:08.701	36	1	1:38.219	27.848	37.554	32.817	279.6	1:03:14.231
117	2	1:49.021	32.382	41.071	35.568	258.1	3:37:57.722	37	1	1:39.377	27.843	37.863	33.671	279.6	1:04:53.608
118	2	1:47.656	30.958	41.131	35.567	260.0	3:39:45.378	38	1	1:39.734	27.938	38.512	33.284	278.9	1:06:33.342
119	2	1:47.432	30.749	41.129	35.554	261.3	3:41:32.810	39	1	1:40.252	28.943	38.165	33.144	279.6	1:08:13.594
120	2	1:49.044	30.726	41.461	36.857	260.6	3:43:21.854	40	1	1:38.384	28.035	37.346	33.003	280.3	1:09:51.978
121	2	1:48.705	30.812	41.740	36.153	263.2	3:45:10.559	41	1	1:40.119	28.573	38.521	33.025	280.3	1:11:32.097
122	2	1:48.545	31.212	41.511	35.822	258.8	3:46:59.104	42	1	1:39.175	27.842	37.748	33.585	278.9	1:13:11.272
123	2	1:47.555	30.807	41.187	35.561	261.3	3:48:46.659	43	1	1:38.757	28.259	37.461	33.037	278.9	1:14:50.029
124	2	1:47.643	30.726	41.233	35.684	261.3	3:50:34.302	44	1	1:40.025	27.747	37.876	34.402	278.9	1:16:30.054
125	2	1:47.648	30.810	41.207	35.631	259.4	3:52:21.950	45	1	1:39.193	27.791	38.036	33.366	283.3	1:18:09.247
126	2	1:48.443	30.939	41.360	36.144	260.6	3:54:10.393	46	1	1:39.211	27.909	37.690	33.612	279.6	1:19:48.458
127	2	1:48.991	31.139	41.770	36.082	260.0	3:55:59.384	47	1	1:38.547	28.106	37.599	32.842	281.0	1:21:27.005
128	2	1:49.304	31.086	42.119	36.099	260.0	3:57:48.688	48	1	1:38.191	27.742	37.577	32.872	279.6	1:23:05.196
129	2	1:50.317	31.324	41.833	37.160	256.9	3:59:39.005	49	1	1:38.089	27.717	37.597	32.775	278.9	1:24:43.285
130	2	1:52.534	32.471	42.350	37.713	245.2	4:01:31.539	50	1	1:38.290	27.647	37.627	33.016	277.4	1:26:21.575
65	Panis Racing					Oreca 07 - Gibson									
	1.Julien CANAL		3.Gabriel AUBRY			LMP2									
2.William STEVENS															
1	1	1:42.891	29.435	39.036	34.420		1:42.891	51	1	1:38.976	27.892	37.856	33.228	276.0	1:28:00.551
2	1	3:02.401	53.849	1:13.263	55.289	160.4	4:45.292	52	1	1:41.210	28.271	38.078	34.861	279.6	1:29:41.761
3	1	2:16.927	38.455	54.851	43.621	227.6	7:02.219	53	1	1:40.716	29.541	38.031	33.144	278.1	1:31:22.477
4	1	2:13.537	39.515	53.791	40.231	204.3	9:15.756	54	1	1:40.636	27.688	38.605	34.343	277.4	1:33:03.113
5	1	1:37.818	28.217	37.398	32.203	278.9	10:53.574	55	1	1:39.985	27.998	38.771	33.216	278.9	1:34:43.098
6	1	1:36.747	27.472	36.993	32.282	280.3	12:30.321	56	1	1:39.298	27.912	38.029	33.357	276.7	1:36:22.396
7	1	1:36.587	27.485	36.854	32.248	279.6	14:06.908	57	1	1:39.922	28.288	38.176	33.458	277.4	1:38:02.318
8	1	1:36.250	27.334	36.865	32.051	278.1	15:43.158	58	1	1:39.332	27.800	38.388	33.144	278.1	1:39:41.650
9	1	1:36.576	27.336	37.049	32.191	278.9	17:19.734	59	1	1:44.904 B	27.948	39.454	37.502	278.9	1:41:26.554
10	1	1:38.603	27.471	38.691	32.441	279.6	18:58.337	60	2	2:57.261	1:46.510	37.799	32.952	190.9	1:44:23.815
11	1	1:37.147	27.489	37.209	32.449	281.8	20:35.484	61	2	1:37.616	27.653	37.451	32.512	277.4	1:46:01.431
12	1	1:37.512	27.476	37.209	32.827	280.3	22:12.996	62	2	1:36.914	27.397	37.118	32.399	277.4	1:47:38.345
13	1	1:42.033	28.838	39.828	33.367	283.3	23:55.029	63	2	1:37.842	27.560	37.711	32.571	278.1	1:49:16.187
14	1	1:37.751	27.661	37.368	32.722	279.6	25:32.780	64	2	1:39.769	27.926	38.332	33.511	280.3	1:50:55.956
15	1	1:38.273	27.557	37.276	33.440	280.3	27:11.053	65	2	1:38.496	27.960	37.253	33.283	278.9	1:52:34.452
16	1	1:44.194	28.400	39.727	36.067	281.0	28:55.247	66	2	1:37.642	27.573	37.605	32.464	277.4	1:54:12.094
17	1	1:39.016	28.246	38.227	32.543	278.9	30:34.263	67	2	1:39.547	28.169	37.584	33.794	279.6	1:55:51.641
18	1	1:41.197	27.697	38.494	35.006	280.3	32:15.460	68	2	1:38.176	27.481	37.203	33.492	278.1	1:57:29.817
19	1	1:41.783	29.186	39.308	33.289	282.5	33:57.243	69	2	1:39.307	28.787	37.927	32.593	278.1	1:59:09.124
20	1	1:37.821	27.681	37.562	32.578	278.9	35:35.064	70	2	1:37.879	27.430	37.765	32.684	278.1	2:00:47.003
21	1	1:38.209	27.535	37.361	33.313	279.6	37:13.273	71	2	1:39.573	29.113	37.610	32.850	280.3	2:02:26.576
22	1	1:39.400	27.807	38.663	32.930	278.9	38:52.673	72	2	1:39.548	28.618	37.670	33.260	279.6	2:04:06.124
23	1	1:38.106	27.870	37.417	32.819	281.0	40:30.779	73	2	1:38.284	27.764	37.271	33.249	278.1	2:05:44.408
24	1	1:39.068	27.839	37.274	33.955	281.0	42:09.847	74	2	1:38.808	28.278	37.391	33.139	278.9	2:07:23.216
25	1	1:40.258	28.205	37.692	34.361	281.0	43:50.105	75	2	1:37.214	27.566	37.231	32.417	278.1	2:09:00.430
26	1	1:40.120	28.559	37.856	33.705	283.3	45:30.225	76	2	1:36.914	27.353	37.117	32.444	279.6	2:10:37.344
27	1	1:37.848	27.679	37.260	32.909	279.6	47:08.073	77	2	1:37.244	27.329	36.972	32.943	278.9	2:12:14.588
28	1	1:38.176	27.784	37.440	32.952	281.0	48:46.249	78	2	1:40.179	28.917	37.414	33.848	282.5	2:13:54.767
29	1	1:42.570 B	27.596	37.748	37.226	280.3	50:28.819	79	2	1:38.682	28.102	37.559	33.021	279.6	2:15:33.449
30	1	2:41.713	1:28.555	38.763	34.395	192.6	53:10.532	80	2	1:39.695	28.390	38.437	32.868	282.5	2:17:13.144
31	1	1:43.165	28.895	38.415	35.855	281.0	54:53.697	81	2	1:41.584	28.459	39.222	33.903	281.8	2:18:54.728
32	1	1:43.889	28.462	38.975	36.452	278.1	56:37.586	82	2	1:37.972	27.763	37.505	32.704	278.9	2:20:32.700
33	1	1:41.210	29.029	38.329	33.852	276.7	58:18.796	83	2	1:38.408	27.569	38.256	32.583	282.5	2:22:11.108
34	1	1:39.130	27.792	37.568	33.770	278.9	59:57.926	84	2	1:38.448	27.359	37.445	33.644	280.3	2:23:49.556
35	1	1:38.086	27.805	37.479	32.802	278.9	1:01:36.012	85	2	1:38.379	27.500	38.219	32.660	278.9	2:25:27.935
								86	2	1:38.517	27.473	37.266	33.778	278.1	2:27:06.452
								87	2	1:39.603	27.600	37.892	34.111	278.9	2:28:46.055
								88	2	1:42.816 B	27.655	37.706	37.455	278.1	2:30:28.871



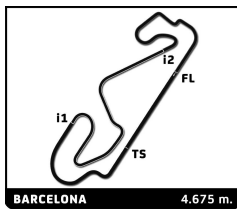


EUROPEAN LE MANS SERIES
4 Hours of Barcelona
Race

Sector Analysis

											Lap under Red Flag		Invalidated Lap		Personal Best		Session Best		B Crossing the pit lane			
Lap	D	Time	Sector 1	Sector 2	Sector 3	T. Spd	Elapsed	Lap	D	Time	Sector 1	Sector 2	Sector 3	T. Spd	Elapsed							
89	2	2:40.786	1:27.596	38.296	34.894	191.5	2:33:09.657															
90	2	1:39.242	28.179	37.861	33.202	274.6	2:34:48.899															
91	2	1:40.349	28.395	37.745	34.209	277.4	2:36:29.248															
92	2	1:39.054	27.696	38.147	33.211	279.6	2:38:08.302															
93	2	1:39.830	27.760	37.979	34.091	278.9	2:39:48.132															
94	2	1:38.785	27.652	37.640	33.493	276.7	2:41:26.917															
95	2	1:39.010	27.834	37.700	33.476	276.7	2:43:05.927															
96	2	1:42.050	28.178	38.879	34.993	277.4	2:44:47.977															
97	2	1:38.687	27.991	37.837	32.859	273.9	2:46:26.664															
98	2	1:41.075	27.708	38.564	34.803	277.4	2:48:07.739															
99	2	1:39.268	28.049	38.142	33.077	276.7	2:49:47.007															
100	2	1:37.874	27.549	37.550	32.775	279.6	2:51:24.881															
101	2	1:38.192	27.504	37.464	33.224	278.1	2:53:03.073															
102	2	1:37.795	27.468	37.425	32.902	278.1	2:54:40.868															
103	2	1:41.584	27.534	38.725	35.325	278.9	2:56:22.452															
104	2	1:39.962	27.854	37.978	34.130	275.3	2:58:02.414															
105	2	1:38.570	27.530	37.605	33.435	276.7	2:59:40.984															
106	2	1:38.457	27.843	37.528	33.086	277.4	3:01:19.441															
107	2	1:41.483	28.165	39.436	33.882	278.9	3:03:00.924															
108	2	1:39.018	28.144	38.146	32.728	279.6	3:04:39.942															
109	2	1:37.666	27.516	37.402	32.748	277.4	3:06:17.608															
110	2	1:38.247	27.596	37.497	33.154	277.4	3:07:55.855															
111	2	1:38.798	27.603	38.238	32.957	277.4	3:09:34.653															
112	2	1:38.526	27.824	37.726	32.976	276.7	3:11:13.179															
113	2	1:39.118	27.669	37.647	33.802	278.9	3:12:52.297															
114	2	1:46.522 B	29.480	39.494	37.548	280.3	3:14:38.819															
115	3	2:55.286	1:42.380	39.814	33.092	191.5	3:17:34.105															
116	3	1:38.606	27.821	37.594	33.191	277.4	3:19:12.711															
117	3	1:38.875	27.586	38.152	33.137	277.4	3:20:51.586															
118	3	1:38.475	27.796	37.512	33.167	277.4	3:22:30.061															
119	3	1:39.722	27.688	37.679	34.355	276.0	3:24:09.783															
120	3	1:38.586	27.821	37.609	33.156	275.3	3:25:48.369															
121	3	1:39.482	28.721	37.709	33.052	276.7	3:27:27.851															
122	3	1:38.327	27.642	37.688	32.997	276.0	3:29:06.178															
123	3	1:39.377	27.598	38.235	33.544	276.0	3:30:45.555															
124	3	1:41.270	28.645	39.045	33.580	275.3	3:32:26.825															
125	3	1:38.856	27.656	37.658	33.542	275.3	3:34:05.681															
126	3	1:38.252	27.705	37.463	33.084	273.2	3:35:43.933															
127	3	1:39.343	27.531	38.454	33.358	276.7	3:37:23.276															
128	3	1:38.773	27.997	37.532	33.244	278.1	3:39:02.049															
129	3	1:38.257	27.511	37.832	32.914	276.0	3:40:40.306															
130	3	1:38.692	27.554	37.809	33.329	278.9	3:42:18.998															
131	3	1:41.047	28.400	38.446	34.201	280.3	3:44:00.045															
132	3	1:41.426	28.670	39.094	33.662	281.8	3:45:41.471															
133	3	1:40.148	28.078	38.510	33.560	280.3	3:47:21.619															
134	3	1:40.366	28.248	39.170	32.948	280.3	3:49:01.985															
135	3	1:40.338	28.039	38.067	34.232	278.1	3:50:42.323															
136	3	1:39.556	27.821	37.654	34.081	274.6	3:52:21.879															
137	3	1:40.770	28.842	38.434	33.494	276.7	3:54:02.649															
138	3	1:38.333	27.494	37.867	32.972	278.1	3:55:40.982															
139	3	1:39.007	27.671	38.033	33.303	280.3	3:57:19.989															
140	3	1:40.036	28.178	37.961	33.897	278.9	3:59:00.025															
141	3	1:39.579	27.840	38.047	33.692	275.3	4:00:39.604															
																66 JMW Motorsport						
																1. Jody FANNIN						
																2. Andrea FONTANA						
																3. Rodrigo SALES						
																Ferrari 488 GTE Evo						
																LMGTE						
1	3	2:17.016	40.285	43.618	53.113		2:17.016															
2	3	3:01.032	47.468	1:14.217	59.347	169.0	5:18.048															
3	3	2:11.074	47.140	44.686	39.248		7:29.122															
4	3	2:07.571	44.401	47.492	35.678	144.5	9:36.693															
5	3	1:48.565	31.019	41.539	36.007	261.9	11:25.258															
6	3	1:46.721	30.663	40.692	35.366	261.9	13:11.979															
7	3	1:47.616	30.976	41.085	35.555	260.6	14:59.595															
8	3	1:48.129	30.736	41.353	36.040	260.0	16:47.724															
9	3	1:48.458	30.902	41.390	36.166	260.6	18:36.182															
10	3	1:47.020	30.730	40.909	35.381	261.3	20:23.202															
11	3	1:47.538	30.718	40.853	35.967	260.6	22:10.740															
12	3	1:51.191	31.150	42.435	37.606	260.6	24:01.931															
13	3	1:48.716	31.193	41.366	36.157	258.8	25:50.647															
14	3	1:48.421	31.267	41.524	35.630	260.6	27:39.068															
15	3	1:48.794	30.807	42.191	35.796	260.0	29:27.862															
16	3	1:47.532	30.900	40.953	35.679	260.0	31:15.394															
17	3	1:48.201	31.069	41.201	35.931	260.6	33:03.595															
18	3	1:48.823	31.034	41.023	36.766	261.3	34:52.418															
19	3	1:49.346	31.017	41.530	36.799	260.0	36:41.764															
20	3	1:53.810 B	31.335	41.538	40.937	261.3	38:35.574															
21	3	2:54.113	1:38.048	40.686	35.379	176.2	41:29.687															
22	3	1:46.586	30.558	40.717	35.311	260.0	43:16.273															
23	3	1:47.520	30.843	41.160	35.517	258.8	45:03.793															
24	3	1:47.289	30.845	41.132	35.312	260.0	46:51.082															
25	3	1:47.914	30.786	40.965	36.163	259.4	48:38.996															
26	3	1:49.208	30.884	41.656	36.668	257.5	50:28.204															
27	3	1:48.420	30.777	42.008	35.635	260.0	52:16.624															
28	3	1:47.768	30.670	41.302	35.796	260.6	54:04.392															
29	3	1:48.138	31.038	41.404	35.696	260.0	55:52.530															
30	3	1:48.079	31.058	41.430	35.591	260.0	57:40.609															
31	3	1:48.508	31.083	41.762	35.663	260.0	59:29.117															
32	3	1:47.729	31.031	41.105	35.593	259.4	1:01:16.846															
33	3	1:49.160	31.093	41.974	36.093	257.5	1:03:06.006															
34	3	2:07.543	31.139	41.248	55.156	258.8	1:05:13.549															
35	3	1:51.948	32.541	42.081	37.326	254.5	1:07:05.497															
36	3	1:49.641	31.927	41.812	35.902	252.1	1:08:55.138															
37	3	1:48.844	31.768	41.257	35.819	258.1	1:10:43.982															
38	3	1:47.948	31.089	41.163	35.696	258.8	1:12:31.930															
39	3	1:48.471	31.083	41.594	35.794	257.5	1:14:20.401															
40	3	1:47.719	30.797	40.991	35.931	258.1	1:16:08.120															
41	3	1:48.473	31.181	41.580	35.712	258.1	1:17:56.593															
42	3	1:48.722	31.042	41.483	36.197	257.5	1:19:45.315															
43	3	1:50.776	31.251	43.256	36.269	256.9	1:21:36.091															
44	3	1:48.246	30.989	41.206	36.051	258.1	1:23:24.337															
45	3	1:49.704	31.118	42.439	36.147	259.4	1:25:14.041															
46	3	1:49.848	31.192	42.212	36.444	255.7	1:27:03.889															
47	3	1:51.025	31.355	41.673	37.997	255.7	1:28:54.914															
48	3	1:48.706	31.366	41.352	35.988	258.1	1:30:43.620															
49	3	1:49.063	31.065	41.564	36.434	255.7	1:32:32.683															
50	3	1:48.537	31.127	41.340	36.070	256.9	1:34:21.220															



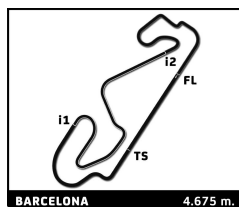


EUROPEAN LE MANS SERIES
4 Hours of Barcelona
Race

Sector Analysis

Lap	D	Time	Sector 1	Sector 2	Sector 3	T. Spd	Elapsed	Lap	D	Time	Sector 1	Sector 2	Sector 3	T. Spd	Elapsed
51	3	1:49.974	31.189	42.030	36.755	256.3	1:36:11.194	104	1	1:47.630	30.921	41.176	35.533	258.1	3:14:28.332
52	3	1:55.815 B	32.358	42.313	41.144	253.3	1:38:07.009	105	1	1:48.137	30.951	41.794	35.392	258.1	3:16:16.469
53	2	2:59.055	1:43.456	40.774	34.825	175.9	1:41:06.064	106	1	1:48.568	31.169	41.258	36.141	257.5	3:18:05.037
54	2	1:46.132	30.365	40.621	35.146	257.5	1:42:52.196	107	1	1:47.739	30.884	41.224	35.631	256.9	3:19:52.776
55	2	1:46.272	30.543	40.773	34.956	256.9	1:44:38.468	108	1	1:47.396	30.908	41.099	35.389	256.9	3:21:40.172
56	2	1:46.496	30.608	40.825	35.063	257.5	1:46:24.964	109	1	1:48.235	30.707	41.364	36.164	258.1	3:23:28.407
57	2	1:48.556	31.091	41.299	36.166	257.5	1:48:13.520	110	1	1:48.086	30.897	41.186	36.003	258.1	3:25:16.493
58	2	1:47.681	30.880	41.093	35.708	256.3	1:50:01.201	111	1	1:49.353	31.337	41.553	36.463	256.9	3:27:05.846
59	2	1:49.054	31.373	41.903	35.778	258.1	1:51:50.255	112	1	1:47.817	30.946	41.285	35.586	256.9	3:28:53.663
60	2	1:46.799	30.720	40.955	35.124	257.5	1:53:37.054	113	1	1:49.702	31.774	41.393	36.535	256.3	3:30:43.365
61	2	1:46.676	30.466	40.927	35.283	258.8	1:55:23.730	114	1	1:48.923	31.795	41.289	35.839	257.5	3:32:32.288
62	2	1:46.731	30.676	40.840	35.215	258.8	1:57:10.461	115	1	1:47.540	30.889	41.234	35.417	256.9	3:34:19.828
63	2	1:47.153	30.543	41.288	35.322	257.5	1:58:57.614	116	1	1:48.219	30.941	41.259	36.019	256.3	3:36:08.047
64	2	1:48.213	30.553	41.563	36.097	258.8	2:00:45.827	117	1	1:49.155	31.113	41.786	36.256	255.7	3:37:57.202
65	2	1:47.260	30.737	41.125	35.398	257.5	2:02:33.087	118	1	1:47.562	31.034	41.080	35.448	257.5	3:39:44.764
66	2	1:46.978	30.615	41.105	35.258	258.1	2:04:20.065	119	1	1:47.496	30.833	41.263	35.400	258.1	3:41:32.260
67	2	1:46.725	30.485	41.044	35.196	258.1	2:06:06.790	120	1	1:47.251	30.749	41.079	35.423	258.1	3:43:19.511
68	2	1:47.794	30.620	41.257	35.917	257.5	2:07:54.584	121	1	1:48.295	31.327	41.276	35.692	256.9	3:45:07.806
69	2	1:48.887	30.514	41.739	36.634	259.4	2:09:43.471	122	1	1:48.664	30.959	41.734	35.971	260.6	3:46:56.470
70	2	1:47.420	30.916	41.136	35.368	255.7	2:11:30.891	123	1	1:48.158	31.148	41.299	35.711	259.4	3:48:44.628
71	2	1:47.701	30.751	41.613	35.337	261.3	2:13:18.592	124	1	1:47.929	30.987	41.295	35.647	258.8	3:50:32.557
72	2	1:47.072	30.673	41.025	35.374	258.8	2:15:05.664	125	1	1:47.900	30.907	41.272	35.721	257.5	3:52:20.457
73	2	1:46.879	30.502	40.992	35.385	259.4	2:16:52.543	126	1	1:48.597	31.065	41.353	36.179	257.5	3:54:09.054
74	2	1:47.626	30.667	41.250	35.709	258.8	2:18:40.169	127	1	1:48.627	31.187	41.658	35.782	257.5	3:55:57.681
75	2	1:47.525	30.646	41.401	35.478	260.0	2:20:27.694	128	1	1:48.597	30.989	41.451	36.157	259.4	3:57:46.278
76	2	1:47.463	30.598	41.259	35.606	259.4	2:22:15.157	129	1	1:48.844	31.186	41.505	36.153	256.9	3:59:35.122
77	2	1:49.783	31.074	41.729	36.980	259.4	2:24:04.940	130	1	2:21.924	31.644	42.014	1:08.266	255.1	4:01:57.046
78	2	1:48.750	31.235	41.400	36.115	256.9	2:25:53.690	77 Proton Competition Porsche 911 RSR - 19							
79	2	1:49.607	31.550	41.691	36.366	258.1	2:27:43.297	1.Christian RIED							
80	2	1:49.736	31.824	41.630	36.282	253.9	2:29:33.033	3.Gianmaria BRUNI							
81	2	1:48.401	31.106	41.424	35.871	256.9	2:31:21.434	2.Jaxon EVANS							
82	2	1:48.304	30.884	41.484	35.936	257.5	2:33:09.738	1	1	2:13.035	39.172	43.906	49.957		2:13.035
83	2	1:51.665	31.312	41.938	38.415	257.5	2:35:01.403	2	1	3:00.979	48.395	1:14.152	58.432	148.3	5:14.014
84	2	1:49.873	31.315	41.856	36.702	256.3	2:36:51.276	3	1	2:12.086	46.145	46.038	39.903		7:26.100
85	2	1:48.936	31.091	41.590	36.255	256.9	2:38:40.212	4	1	2:07.678	43.311	48.652	35.715	127.7	9:33.778
86	2	1:50.131	31.574	41.805	36.752	256.9	2:40:30.343	5	1	1:46.648	30.538	40.978	35.132	259.4	11:20.426
87	2	1:50.732	32.809	41.809	36.114	260.0	2:42:21.075	6	1	1:47.602	30.761	41.055	35.786	259.4	13:08.028
88	2	1:49.631	31.100	41.885	36.646	257.5	2:44:10.706	7	1	1:46.990	30.377	41.047	35.566	258.8	14:55.018
89	2	1:55.438 B	31.192	42.880	41.366	255.7	2:46:06.144	8	1	1:48.488	30.577	42.222	35.689	258.8	16:43.506
90	1	3:05.983	1:50.070	40.857	35.056	177.0	2:49:12.127	9	1	1:48.588	30.798	41.605	36.185	256.9	18:32.094
91	1	1:47.041	30.962	40.966	35.113	258.8	2:50:59.168	10	1	1:48.500	31.016	41.497	35.987	256.9	20:20.594
92	1	1:46.137	30.469	40.715	34.953	257.5	2:52:45.305	11	1	1:49.095	30.990	41.215	36.890	256.3	22:09.689
93	1	1:47.073	30.483	40.986	35.604	257.5	2:54:32.378	12	1	1:51.780	31.581	42.624	37.575	258.8	24:01.469
94	1	1:50.150	31.145	42.549	36.456	258.1	2:56:22.528	13	1	1:48.130	31.105	41.188	35.837	258.1	25:49.599
95	1	1:50.532	31.277	42.341	36.914	257.5	2:58:13.060	14	1	1:48.235	30.743	41.697	35.795	258.8	27:37.834
96	1	1:50.246	31.257	42.270	36.719	256.9	3:00:03.306	15	1	1:48.307	30.757	41.223	36.327	258.8	29:26.141
97	1	1:48.434	31.053	41.276	36.105	255.1	3:01:51.740	16	1	1:48.209	30.825	41.475	35.909	256.9	31:14.350
98	1	1:48.042	31.247	41.051	35.744	258.1	3:03:39.782	17	1	1:48.821	30.958	41.859	36.004	257.5	33:03.171
99	1	1:47.011	30.833	41.027	35.151	256.3	3:05:26.793	18	1	1:48.732	30.769	41.396	36.567	258.1	34:51.903
100	1	1:48.273	31.075	41.110	36.088	256.3	3:07:15.066	19	1	1:49.516	31.075	41.607	36.834	257.5	36:41.419
101	1	1:47.829	31.069	41.357	35.403	256.9	3:09:02.895	20	1	1:48.305	30.866	41.481	35.958	257.5	38:29.724
102	1	1:49.145	31.007	41.365	36.773	253.9	3:10:52.040	21	1	1:48.478	30.889	41.481	36.108	256.9	40:18.202
103	1	1:48.662	30.957	41.242	36.463	256.9	3:12:40.702	22	1	1:48.661	31.006	41.403	36.252	257.5	42:06.863
								23	1	1:50.125	31.157	42.514	36.454	257.5	43:56.988



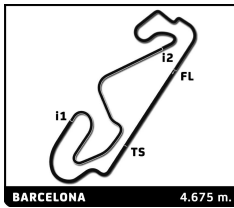


EUROPEAN LE MANS SERIES
4 Hours of Barcelona
Race

Sector Analysis

											Lap under Red Flag		Invalidated Lap		Personal Best		Session Best		B Crossing the pit lane	
Lap	D	Time	Sector 1	Sector 2	Sector 3	T. Spd	Elapsed	Lap	D	Time	Sector 1	Sector 2	Sector 3	T. Spd	Elapsed					
24	1	1:48.914	30.905	41.761	36.248	257.5	45:45.902	77	1	1:47.756	30.669	41.109	35.978	256.9	2:23:44.085					
25	1	1:48.588	30.962	41.494	36.132	258.1	47:34.490	78	1	1:47.408	30.511	41.199	35.698	256.9	2:25:31.493					
26	1	1:49.746	31.062	41.652	37.032	259.4	49:24.236	79	1	1:47.769	30.701	41.407	35.661	254.5	2:27:19.262					
27	1	1:48.390	30.967	41.322	36.101	257.5	51:12.626	80	1	1:48.184	30.704	41.547	35.933	254.5	2:29:07.446					
28	1	1:50.724	31.395	42.256	37.073	259.4	53:03.350	81	1	1:48.439	30.735	41.423	36.281	256.9	2:30:55.885					
29	1	1:50.449	31.229	41.715	37.505	258.8	54:53.799	82	1	1:50.120	32.193	41.898	36.029	253.9	2:32:46.005					
30	1	1:51.117	31.799	42.538	36.780	260.6	56:44.916	83	1	1:48.231	31.017	41.358	35.856	255.7	2:34:34.236					
31	1	1:49.819	31.542	41.585	36.692	256.3	58:34.735	84	1	1:48.749	31.101	41.451	36.197	254.5	2:36:22.985					
32	1	1:50.071	31.631	41.998	36.442	260.0	1:00:24.806	85	1	1:49.082	31.707	41.503	35.872	250.3	2:38:12.067					
33	1	1:49.797	31.084	42.114	36.599	258.1	1:02:14.603	86	1	1:49.136	30.813	41.831	36.492	258.1	2:40:01.203					
34	1	1:49.089	31.140	41.696	36.253	257.5	1:04:03.692	87	1	1:49.054	30.824	41.435	36.795	255.1	2:41:50.257					
35	1	1:49.845	31.169	42.167	36.509	257.5	1:05:53.537	88	1	1:48.368	31.018	41.465	35.885	255.1	2:43:38.625					
36	1	1:49.796	31.159	41.473	37.164	258.1	1:07:43.333	89	1	1:50.007	30.907	42.299	36.801	254.5	2:45:28.632					
37	1	1:50.140	31.534	41.967	36.639	256.3	1:09:33.473	90	1	1:48.603	30.830	41.481	36.292	254.5	2:47:17.235					
38	1	1:55.799 B	31.414	42.492	41.893	258.1	1:11:29.272	91	1	1:48.345	30.914	41.420	36.011	254.5	2:49:05.580					
39	3	3:06.752	1:50.799	40.914	35.039	173.6	1:14:36.024	92	1	1:48.503	30.951	41.521	36.031	256.3	2:50:54.083					
40	3	1:46.637	30.235	40.927	35.475	258.8	1:16:22.661	93	1	1:48.855	30.849	41.455	36.551	256.3	2:52:42.938					
41	3	1:46.303	31.224	40.432	34.647	260.6	1:18:08.964	94	1	1:48.968	30.943	41.781	36.244	255.7	2:54:31.906					
42	3	1:44.987	30.282	40.152	34.553	258.8	1:19:53.951	95	1	1:50.315	31.246	42.531	36.538	255.1	2:56:22.221					
43	3	1:44.700	30.055	40.186	34.459	258.1	1:21:38.651	96	1	1:50.141	31.405	42.042	36.694	255.1	2:58:12.362					
44	3	1:46.802	30.553	40.896	35.353	258.8	1:23:25.453	97	1	1:57.789 B	31.595	42.046	44.148	252.7	3:00:10.151					
45	3	1:46.202	30.350	40.997	34.855	260.6	1:25:11.655	98	2	2:53.202	1:37.429	41.011	34.762	175.9	3:03:03.353					
46	3	1:45.256	30.361	40.308	34.587	256.3	1:26:56.911	99	2	1:45.491	30.378	40.418	34.695	255.7	3:04:48.844					
47	3	1:45.456	30.521	40.246	34.689	255.7	1:28:42.367	100	2	1:45.592	30.410	40.488	34.694	255.7	3:06:34.436					
48	3	1:45.220	30.196	40.361	34.663	258.8	1:30:27.587	101	2	1:47.413	30.330	40.694	36.389	255.7	3:08:21.849					
49	3	1:45.522	30.299	40.328	34.895	256.9	1:32:13.109	102	2	1:48.355	30.647	40.852	36.856	254.5	3:10:10.204					
50	3	1:45.332	30.241	40.516	34.575	256.9	1:33:58.441	103	2	1:49.747	31.642	42.123	35.982	255.1	3:11:59.951					
51	3	1:45.231	30.127	40.418	34.686	256.3	1:35:43.672	104	2	1:45.528	30.315	40.530	34.683	256.3	3:13:45.479					
52	3	1:45.599	30.200	40.624	34.775	255.1	1:37:29.271	105	2	1:46.592	30.262	41.177	35.153	255.7	3:15:32.071					
53	3	1:45.584	30.250	40.537	34.797	255.1	1:39:14.855	106	2	1:47.156	30.350	41.798	35.008	256.3	3:17:19.227					
54	3	1:45.466	30.215	40.347	34.904	256.9	1:41:00.321	107	2	1:45.743	30.353	40.452	34.938	256.3	3:19:04.970					
55	3	1:45.526	30.273	40.417	34.836	256.9	1:42:45.847	108	2	1:45.707	30.401	40.441	34.865	256.3	3:20:50.677					
56	3	1:45.662	30.446	40.402	34.814	256.3	1:44:31.509	109	2	1:45.976	30.661	40.431	34.884	255.1	3:22:36.653					
57	3	1:49.459	30.346	40.454	38.659	257.5	1:46:20.968	110	2	1:46.001	30.348	40.780	34.873	256.3	3:24:22.654					
58	3	1:47.604	31.887	40.841	34.876	258.1	1:48:08.572	111	2	1:45.897	30.454	40.598	34.845	255.1	3:26:08.551					
59	3	1:46.823	30.536	41.317	34.970	256.9	1:49:55.395	112	2	1:47.140	30.468	40.684	35.988	255.1	3:27:55.691					
60	3	1:47.019	31.443	40.698	34.878	256.9	1:51:42.414	113	2	1:46.187	30.478	40.705	35.004	255.7	3:29:41.878					
61	3	1:46.136	30.529	40.667	34.940	257.5	1:53:28.550	114	2	1:45.987	30.466	40.629	34.892	254.5	3:31:27.865					
62	3	1:46.110	30.464	40.665	34.981	257.5	1:55:14.660	115	2	1:46.336	30.404	40.662	35.270	255.1	3:33:14.201					
63	3	1:47.627	30.476	40.911	36.240	256.9	1:57:02.287	116	2	1:47.733	30.652	41.742	35.339	256.9	3:35:01.934					
64	3	1:47.548	31.004	41.276	35.268	256.9	1:58:49.835	117	2	1:48.193	30.525	41.933	35.735	255.7	3:36:50.127					
65	3	1:47.014	30.587	40.972	35.455	257.5	2:00:36.849	118	2	1:46.350	30.600	40.780	34.970	256.3	3:38:36.477					
66	3	1:47.644	30.735	41.021	35.888	256.3	2:02:24.493	119	2	1:46.836	30.847	40.874	35.115	256.3	3:40:23.313					
67	3	1:48.224	30.928	41.558	35.738	257.5	2:04:12.717	120	2	1:47.614	30.488	41.922	35.204	256.3	3:42:10.927					
68	3	1:48.674	30.942	41.903	35.829	256.9	2:06:01.391	121	2	1:48.573	30.583	42.345	35.645	257.5	3:43:59.500					
69	3	1:48.397	30.893	41.595	35.909	256.9	2:07:49.788	122	2	1:47.151	30.925	41.044	35.182	259.4	3:45:46.651					
70	3	1:49.151	31.351	41.793	36.007	256.3	2:09:38.939	123	2	1:46.747	30.604	40.964	35.179	257.5	3:47:33.398					
71	3	1:50.975	31.461	42.165	37.349	256.3	2:11:29.914	124	2	1:46.500	30.521	40.852	35.127	258.1	3:49:19.898					
72	3	1:55.103 B	31.436	42.660	41.007	259.4	2:13:25.017	125	2	1:46.933	30.572	41.132	35.229	257.5	3:51:06.831					
73	1	3:05.671	1:46.398	42.352	36.921	175.9	2:16:30.688	126	2	1:47.081	30.581	41.110	35.390	256.9	3:52:53.912					
74	1	1:48.759	31.016	41.730	36.013	257.5	2:18:19.447	127	2	1:47.867	30.767	41.507	35.593	256.3	3:54:41.779					
75	1	1:48.694	30.758	41.098	36.838	255.1	2:20:08.141	128	2	1:48.324	31.347	41.580	35.397	258.1	3:56:30.103					
76	1	1:48.188	31.372	41.231	35.585	253.9	2:21:56.329	129	2	1:47.555	30.765	41.286	35.504	256.9	3:58:17.658					





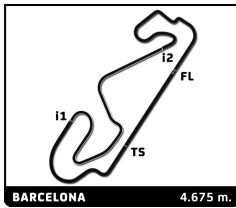
EUROPEAN LE MANS SERIES
4 Hours of Barcelona
Race

Sector Analysis

Lap under Red Flag Invalidated Lap Personal Best Session Best Crossing the pit lane

Lap	D	Time	Sector 1	Sector 2	Sector 3	T. Spd	Elapsed	Lap	D	Time	Sector 1	Sector 2	Sector 3	T. Spd	Elapsed
130	2	1:48.917	31.009	41.304	36.604	256.3	4:00:06.575	49	2	1:46.999	30.588	40.597	35.814	261.3	1:31:02.053
131	2	1:49.397	30.886	41.955	36.556	256.9	4:01:55.972	50	2	1:46.322	30.587	40.584	35.151	258.8	1:32:48.375
80	Iron Lynx 1. Matteo CRESSONI 2. Rino MASTRONARDI 3. Miguel MOLINA Ferrari 488 GTE Evo LMGT E							51	2	1:46.302	30.593	40.515	35.194	258.8	1:34:34.677
	1	2	2:09.845	39.243	42.409	48.193		2:09.845	52	2	1:45.817	30.376	40.249	35.192	258.1
2	2	3:01.296	49.187	1:14.196	57.913	153.3	5:11.141	53	2	1:48.948	30.470	40.976	37.502	258.8	1:38:09.442
3	2	2:12.918	46.061	46.423	40.434	122.2	7:24.059	54	2	1:47.471	30.710	41.393	35.368	257.5	1:39:56.913
4	2	2:07.605	43.171	47.428	37.006	133.2	9:31.664	55	2	1:47.659	30.633	41.212	35.814	260.6	1:41:44.572
5	2	1:46.287	30.610	40.605	35.072	260.6	11:17.951	56	2	1:50.276	30.896	41.868	37.512	261.3	1:43:34.848
6	2	1:46.880	30.342	40.902	35.636	262.5	13:04.831	57	2	1:48.249	31.184	41.243	35.822	257.5	1:45:23.097
7	2	1:46.082	30.137	40.634	35.311	261.9	14:50.913	58	2	1:46.694	30.721	40.665	35.308	260.0	1:47:09.791
8	2	1:49.161	31.575	42.625	34.961	250.9	16:40.074	59	2	1:46.667	30.611	40.556	35.500	260.0	1:48:56.458
9	2	1:45.325	30.398	40.233	34.694	260.0	18:25.399	60	2	1:47.415	30.824	40.739	35.852	258.8	1:50:43.873
10	2	1:45.154	30.157	40.108	34.889	260.6	20:10.553	61	2	1:51.822 B	30.743	40.776	40.303	261.3	1:52:35.695
11	2	1:45.228	30.351	40.151	34.726	260.0	21:55.781	62	1	2:58.222	1:42.087	41.238	34.897	177.6	1:55:33.917
12	2	1:44.764	30.095	40.069	34.600	260.6	23:40.545	63	1	1:45.608	30.455	40.741	34.412	260.0	1:57:19.525
13	2	1:45.638	30.084	40.134	35.420	261.3	25:26.183	64	1	1:44.862	30.089	40.315	34.458	258.8	1:59:04.387
14	2	1:46.216	30.266	40.400	35.550	260.6	27:12.399	65	1	1:46.374	30.096	41.466	34.812	258.1	2:00:50.761
15	2	1:48.969	30.346	41.062	37.561	261.9	29:01.368	66	1	1:45.798	30.211	40.366	35.221	258.1	2:02:36.559
16	2	1:47.291	30.690	41.071	35.530	262.5	30:48.659	67	1	1:45.336	30.258	40.181	34.897	260.0	2:04:21.895
17	2	1:46.475	30.371	40.469	35.635	262.5	32:35.134	68	1	1:45.278	30.220	40.391	34.667	259.4	2:06:07.173
18	2	1:46.759	30.237	40.693	35.829	261.9	34:21.893	69	1	1:47.601	30.473	41.327	35.801	263.8	2:07:54.774
19	2	1:51.511	30.418	43.095	37.998	262.5	36:13.404	70	1	1:45.909	30.559	40.610	34.740	260.0	2:09:40.683
20	2	1:46.363	30.904	40.541	34.918	260.0	37:59.767	71	1	1:47.364	30.334	41.670	35.360	259.4	2:11:28.047
21	2	1:45.699	30.383	40.202	35.114	261.9	39:45.466	72	1	1:46.435	30.851	40.540	35.044	260.0	2:13:14.482
22	2	1:46.092	30.315	40.559	35.218	261.3	41:31.558	73	1	1:45.736	30.427	40.371	34.938	262.5	2:15:00.218
23	2	1:45.857	30.337	40.327	35.193	261.3	43:17.415	74	1	1:45.434	30.309	40.334	34.791	258.1	2:16:45.652
24	2	1:46.847	30.479	40.824	35.544	263.8	45:04.262	75	1	1:45.371	30.255	40.386	34.730	260.0	2:18:31.023
25	2	1:47.327	30.605	41.133	35.589	263.2	46:51.589	76	1	1:45.620	30.322	40.418	34.880	260.0	2:20:16.643
26	2	1:48.030	30.727	41.183	36.120	264.5	48:39.619	77	1	1:46.819	30.553	40.960	35.306	261.3	2:22:03.462
27	2	1:47.707	30.857	41.123	35.727	261.9	50:27.326	78	1	1:46.034	30.496	40.484	35.054	260.0	2:23:49.496
28	2	1:46.350	30.416	40.536	35.398	261.3	52:13.676	79	1	1:45.950	30.404	40.572	34.974	261.3	2:25:35.446
29	2	1:46.730	30.714	40.553	35.463	261.9	54:00.406	80	1	1:45.915	30.460	40.523	34.932	257.5	2:27:21.361
30	2	1:47.492	30.712	40.974	35.806	263.2	55:47.898	81	1	1:46.835	30.379	40.720	35.736	259.4	2:29:08.196
31	2	1:47.033	30.861	40.723	35.449	261.3	57:34.931	82	1	1:47.922	30.487	41.224	36.211	260.0	2:30:56.118
32	2	1:47.189	30.582	41.092	35.515	260.6	59:22.120	83	1	1:47.208	31.416	40.735	35.057	260.0	2:32:43.326
33	2	1:47.203	30.554	40.922	35.727	262.5	1:01:09.323	84	1	1:46.246	30.528	40.476	35.242	260.0	2:34:29.572
34	2	1:47.261	30.750	40.804	35.707	261.9	1:02:56.584	85	1	1:46.207	30.514	40.510	35.183	258.1	2:36:15.779
35	2	1:47.791	30.748	40.921	36.122	260.6	1:04:44.375	86	1	1:46.044	30.426	40.572	35.046	261.3	2:38:01.823
36	2	1:54.185 B	30.991	42.006	41.188	263.2	1:06:38.560	87	1	1:46.279	30.451	40.531	35.297	260.6	2:39:48.102
37	2	3:08.205	1:50.592	41.613	36.000	175.6	1:09:46.765	88	1	1:47.136	30.576	40.983	35.577	259.4	2:41:35.238
38	2	1:44.853	30.022	40.121	34.710	260.6	1:11:31.618	89	1	1:47.234	30.567	41.016	35.651	259.4	2:43:22.472
39	2	1:45.720	30.312	40.494	34.914	260.6	1:13:17.338	90	1	1:48.367	30.675	41.575	36.117	259.4	2:45:10.839
40	2	1:45.184	30.165	40.079	34.940	260.6	1:15:02.522	91	1	1:47.432	31.132	40.799	35.501	256.9	2:46:58.271
41	2	1:45.701	30.167	40.147	35.387	260.0	1:16:48.223	92	1	1:55.383 B	31.293	41.564	42.526	260.0	2:48:53.654
42	2	1:48.560	30.852	41.694	36.014	261.9	1:18:36.783	93	3	3:03.220	1:46.486	40.806	35.928	175.3	2:51:56.874
43	2	1:46.470	30.292	41.057	35.121	260.6	1:20:23.253	94	3	1:46.219	30.357	40.849	35.013	258.8	2:53:43.093
44	2	1:45.661	30.197	40.579	34.885	260.6	1:22:08.914	95	3	1:47.019	31.086	41.049	34.884	260.0	2:55:30.112
45	2	1:45.862	30.325	40.522	35.015	260.6	1:23:54.776	96	3	1:46.796	30.411	40.579	35.806	257.5	2:57:16.908
46	2	1:46.940	30.368	41.343	35.229	262.5	1:25:41.716	97	3	1:45.494	30.423	40.166	34.905	255.7	2:59:02.402
47	2	1:46.095	30.472	40.534	35.089	258.8	1:27:27.811	98	3	1:45.780	30.585	40.420	34.775	254.5	3:00:48.182
48	2	1:47.243	30.429	41.090	35.724	260.0	1:29:15.054	99	3	1:45.910	30.411	40.334	35.165	253.9	3:02:34.092
								100	3	1:46.003	30.653	40.581	34.769	251.5	3:04:20.095
								101	3	1:45.406	30.563	40.296	34.547	250.9	3:06:05.501



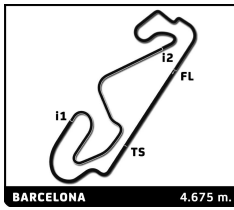


EUROPEAN LE MANS SERIES
4 Hours of Barcelona
Race

Sector Analysis

														Lap under Red Flag	Invalidated Lap	Personal Best	Session Best	B Crossing the pit lane				
Lap	D	Time	Sector 1	Sector 2	Sector 3	T. Spd	Elapsed	Lap	D	Time	Sector 1	Sector 2	Sector 3	T. Spd	Elapsed							
102	3	1:45.546	30.294	40.359	34.893	256.9	3:07:51.047	20	3	1:48.057	30.862	41.111	36.084	260.0	38:22.898							
103	3	1:45.849	30.391	40.583	34.875	258.1	3:09:36.896	21	3	1:49.163	31.255	41.563	36.345	260.0	40:12.061							
104	3	1:46.050	30.606	40.500	34.944	256.3	3:11:22.946	22	3	1:48.656	31.169	41.364	36.123	259.4	42:00.717							
105	3	1:45.931	30.674	40.464	34.793	250.9	3:13:08.877	23	3	1:51.114	31.175	42.361	37.578	260.0	43:51.831							
106	3	1:46.206	30.619	40.649	34.938	258.1	3:14:55.083	24	3	1:49.926	31.193	42.553	36.180	261.9	45:41.757							
107	3	1:45.993	30.379	40.653	34.961	258.8	3:16:41.076	25	3	1:49.670	31.646	41.756	36.268	261.9	47:31.427							
108	3	1:47.833	31.422	41.250	35.161	239.7	3:18:28.909	26	3	1:48.618	31.034	41.408	36.176	260.0	49:20.045							
109	3	1:46.757	30.650	41.121	34.986	258.1	3:20:15.666	27	3	1:49.380	31.092	41.764	36.524	261.9	51:09.425							
110	3	1:46.846	30.550	40.856	35.440	259.4	3:22:02.512	28	3	1:48.203	30.878	41.369	35.956	263.2	52:57.628							
111	3	1:46.353	30.664	40.552	35.137	250.3	3:23:48.865	29	3	1:49.892	31.097	42.095	36.700	263.8	54:47.520							
112	3	1:48.092	31.000	41.305	35.787	248.0	3:25:36.957	30	3	1:51.190	31.866	42.123	37.201	260.6	56:38.710							
113	3	1:47.129	30.936	40.792	35.401	242.4	3:27:24.086	31	3	1:50.345	31.776	41.846	36.723	263.2	58:29.055							
114	3	1:47.507	30.847	41.292	35.368	246.3	3:29:11.593	32	3	1:50.243	31.472	41.839	36.932	262.5	1:00:19.298							
115	3	1:47.044	30.922	40.895	35.227	245.2	3:30:58.637	33	3	1:49.978	32.271	41.706	36.001	262.5	1:02:09.276							
116	3	1:47.648	31.075	41.222	35.351	243.0	3:32:46.285	34	3	1:49.486	31.207	41.802	36.477	262.5	1:03:58.762							
117	3	1:47.631	31.456	40.852	35.323	232.5	3:34:33.916	35	3	1:49.211	31.198	41.828	36.185	261.3	1:05:47.973							
118	3	1:47.907	31.316	41.150	35.441	234.5	3:36:21.823	36	3	1:56.402 B	31.305	41.856	43.241	261.9	1:07:44.375							
119	3	1:47.666	31.513	40.879	35.274	234.5	3:38:09.489	37	3	3:16.386	1:58.125	41.841	36.420	167.1	1:11:00.761							
120	3	1:48.224	31.042	41.461	35.721	248.6	3:39:57.713	38	3	1:49.870	31.629	41.856	36.385	259.4	1:12:50.631							
121	3	1:49.350	31.291	41.558	36.501	243.5	3:41:47.063	39	3	1:50.244	31.153	42.458	36.633	256.9	1:14:40.875							
122	3	1:47.559	30.972	41.018	35.569	250.9	3:43:34.622	40	3	1:50.690	31.123	42.051	37.516	258.8	1:16:31.565							
123	3	1:46.930	30.684	41.002	35.244	260.0	3:45:21.552	41	3	1:49.409	31.357	41.836	36.216	261.3	1:18:20.974							
124	3	1:47.167	31.030	40.935	35.202	250.3	3:47:08.719	42	3	1:48.668	31.149	41.518	36.001	258.8	1:20:09.642							
125	3	1:46.854	30.779	40.817	35.258	249.7	3:48:55.573	43	3	1:48.990	31.467	41.523	36.000	260.6	1:21:58.632							
126	3	1:47.721	30.914	41.052	35.755	248.6	3:50:43.294	44	3	1:50.949	31.507	43.127	36.315	262.5	1:23:49.581							
127	3	1:48.834	31.060	41.459	36.315	248.0	3:52:32.128	45	3	1:48.943	31.305	41.789	35.849	260.0	1:25:38.524							
128	3	1:49.288	31.192	41.818	36.278	244.6	3:54:21.416	46	3	1:47.682	30.926	41.160	35.596	258.8	1:27:26.206							
129	3	1:49.854	32.617	41.409	35.828	222.9	3:56:11.270	47	3	1:48.651	31.143	41.609	35.899	258.1	1:29:14.857							
130	3	1:48.386	31.184	41.400	35.802	249.7	3:57:59.656	48	3	1:48.949	31.584	41.749	35.616	243.5	1:31:03.806							
131	3	1:48.375	31.004	41.203	36.168	245.8	3:59:48.031	49	3	1:48.047	30.956	41.179	35.912	258.8	1:32:51.853							
132	3	1:50.796	31.145	41.450	38.201	256.9	4:01:38.827	50	3	1:47.994	30.927	41.195	35.872	259.4	1:34:39.847							
83 Iron Lynx														Ferrari 488 GTE Evo								
1. Rahel FREY														LMGTE								
3. Manuela GOSTNER																						
2. Michelle GATTING																						
1	3	2:13.448	39.800	44.077	49.571		2:13.448	51	3	1:48.519	31.090	41.525	35.904	258.1	1:36:28.366							
2	3	3:01.259	48.595	1:14.135	58.529	143.3	5:14.707	52	3	1:48.653	31.074	41.285	36.294	256.9	1:38:17.019							
3	3	2:12.059	45.824	46.272	39.963		7:26.766	53	3	1:48.470	31.234	41.559	35.677	258.8	1:40:05.489							
4	3	2:07.799	43.375	48.325	36.099	130.3	9:34.565	54	3	1:48.301	30.921	41.670	35.710	258.8	1:41:53.790							
5	3	1:46.982	30.789	40.790	35.403	260.0	11:21.547	55	3	1:48.147	30.981	41.529	35.637	259.4	1:43:41.937							
6	3	1:47.307	30.711	41.320	35.276	261.9	13:08.854	56	3	1:48.494	31.018	41.173	36.303	258.8	1:45:30.431							
7	3	1:46.624	30.385	41.028	35.211	261.3	14:55.478	57	3	1:48.981	30.904	42.132	35.945	260.0	1:47:19.412							
8	3	1:48.641	30.593	42.393	35.655	262.5	16:44.119	58	3	1:47.881	30.901	41.189	35.791	259.4	1:49:07.293							
9	3	1:48.551	30.627	41.529	36.395	260.6	18:32.670	59	3	1:48.780	31.051	41.279	36.450	259.4	1:50:56.073							
10	3	1:48.261	30.826	41.466	35.969	261.9	20:20.931	60	3	1:49.149	31.044	42.066	36.039	261.9	1:52:45.222							
11	3	1:48.169	31.037	41.062	36.070	260.6	22:09.100	61	3	1:59.035 B	30.875	41.638	46.522	260.0	1:54:44.257							
12	3	1:48.265	30.861	41.280	36.124	258.8	23:57.365	62	2	3:15.719	1:58.515	42.303	34.901	179.7	1:57:59.976							
13	3	1:48.864	31.118	41.604	36.142	259.4	25:46.229	63	2	1:46.133	31.364	40.219	34.550	258.8	1:59:46.109							
14	3	1:47.887	30.605	41.450	35.832	259.4	27:34.116	64	2	1:44.965	30.321	39.968	34.676	258.1	2:01:31.074							
15	3	1:47.747	30.718	41.374	35.655	261.3	29:21.863	65	2	1:45.466	30.138	40.003	35.325	258.8	2:03:16.540							
16	3	1:48.804	30.999	41.344	36.461	259.4	31:10.667	66	2	1:45.234	30.244	40.271	34.719	259.4	2:05:01.774							
17	3	1:47.849	30.940	41.255	35.654	260.6	32:58.516	67	2	1:45.429	30.248	40.391	34.790	258.8	2:06:47.203							
18	3	1:48.333	30.990	41.413	35.930	260.0	34:46.849	68	2	1:47.177	30.434	40.554	36.189	259.4	2:08:34.380							
19	3	1:47.992	31.054	41.235	35.703	259.4	36:34.841	69	2	1:46.793	31.496	40.535	34.762	261.9	2:10:21.173							
								70	2	1:45.541	30.550	40.230	34.761	259.4	2:12:06.714							
								71	2	1:48.096	30.430	41.356	36.310	260.0	2:13:54.810							
								72	2	1:45.925	30.494	40.518	34.913	261.9	2:15:40.735							



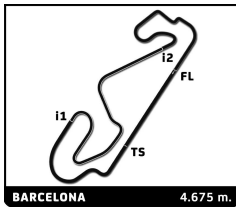


EUROPEAN LE MANS SERIES
4 Hours of Barcelona
Race

Sector Analysis

		Lap under Red Flag					Invalidated Lap					Personal Best					Session Best					Crossing the pit lane				
Lap	D	Time	Sector 1	Sector 2	Sector 3	T. Spd	Elapsed					Lap	D	Time	Sector 1	Sector 2	Sector 3	T. Spd	Elapsed							
73	2	1:46.477	30.233	40.517	35.727	261.3	2:17:27.212					126	1	1:47.659	30.628	41.560	35.471	258.8	3:53:56.341							
74	2	1:46.707	30.745	40.762	35.200	261.9	2:19:13.919					127	1	1:47.632	30.598	41.180	35.854	260.6	3:55:43.973							
75	2	1:45.934	30.423	40.456	35.055	260.0	2:20:59.853					128	1	1:47.039	30.763	40.853	35.423	260.0	3:57:31.012							
76	2	1:46.414	30.422	40.547	35.445	261.9	2:22:46.267					129	1	1:47.555	30.690	41.206	35.659	259.4	3:59:18.567							
77	2	1:46.805	30.575	40.762	35.468	261.9	2:24:33.072					130	1	1:48.000	30.908	41.511	35.581	258.1	4:01:06.567							
78	2	1:45.961	30.460	40.345	35.156	260.0	2:26:19.033					84 Associaton SRT41 1. Takuma AOKI 2. Nigel BAILLY 3. Pierre SANCINENA Oreca 07 - Gibson INNOVATIVE CAR														
79	2	1:46.271	30.488	40.569	35.214	259.4	2:28:05.304																			
80	2	1:48.640	30.427	42.410	35.803	259.4	2:29:53.944																			
81	2	1:46.704	30.645	40.769	35.290	259.4	2:31:40.648																			
82	2	1:46.032	30.424	40.487	35.121	259.4	2:33:26.680																			
83	2	1:48.884	30.647	40.844	37.393	258.8	2:35:15.564																			
84	2	1:46.779	30.755	40.768	35.256	259.4	2:37:02.343																			
85	2	1:47.091	30.523	40.801	35.767	260.6	2:38:49.434																			
86	2	1:48.160	30.549	41.787	35.824	260.6	2:40:37.594																			
87	2	1:46.823	30.655	40.724	35.444	258.8	2:42:24.417																			
88	2	1:46.716	30.572	40.756	35.388	260.0	2:44:11.133																			
89	2	1:55.641 B	31.114	42.688	41.839	261.9	2:46:06.774																			
90	2	2:07.528	50.928	41.001	35.599	181.8	2:48:14.302																			
91	2	1:47.935	31.128	40.762	36.045	260.6	2:50:02.237																			
92	2	1:49.310	30.935	41.756	36.619	261.3	2:51:51.547																			
93	2	1:48.826	31.160	41.452	36.214	261.9	2:53:40.373																			
94	2	1:47.200	30.708	40.863	35.629	259.4	2:55:27.573																			
95	2	1:53.451 B	31.129	41.198	41.124	259.4	2:57:21.024																			
96	1	3:08.980	1:53.734	40.332	34.914	179.1	3:00:30.004																			
97	1	1:47.053	30.333	40.960	35.760	257.5	3:02:17.057																			
98	1	1:45.605	30.639	40.165	34.801	258.8	3:04:02.662																			
99	1	1:45.626	30.421	40.300	34.905	259.4	3:05:48.288																			
100	1	1:45.258	30.279	40.157	34.822	258.8	3:07:33.546																			
101	1	1:45.537	30.170	40.316	35.051	259.4	3:09:19.083																			
102	1	1:45.564	30.415	40.282	34.867	258.8	3:11:04.647																			
103	1	1:45.963	30.223	40.703	35.037	261.3	3:12:50.610																			
104	1	1:46.320	30.311	40.565	35.444	260.6	3:14:36.930																			
105	1	1:46.258	30.509	40.730	35.019	261.9	3:16:23.188																			
106	1	1:46.151	30.339	40.613	35.199	258.8	3:18:09.339																			
107	1	1:46.069	30.359	40.498	35.212	259.4	3:19:55.408																			
108	1	1:46.046	30.333	40.494	35.219	260.6	3:21:41.454																			
109	1	1:48.476	31.520	41.790	35.166	260.6	3:23:29.930																			
110	1	1:47.577	30.694	40.965	35.918	260.6	3:25:17.507																			
111	1	1:48.817	31.162	41.917	35.738	261.9	3:27:06.324																			
112	1	1:48.243	31.344	41.367	35.532	263.2	3:28:54.567																			
113	1	1:48.039	31.504	40.874	35.661	259.4	3:30:42.606																			
114	1	1:47.416	30.632	41.165	35.619	258.1	3:32:30.022																			
115	1	1:47.503	30.737	40.865	35.901	259.4	3:34:17.525																			
116	1	1:47.631	30.670	40.767	36.194	258.8	3:36:05.156																			
117	1	1:46.401	30.461	40.643	35.297	258.8	3:37:51.557																			
118	1	1:46.485	30.511	40.566	35.408	258.8	3:39:38.042																			
119	1	1:48.005	30.563	41.821	35.621	258.8	3:41:26.047																			
120	1	1:47.358	31.047	40.755	35.556	260.0	3:43:13.405																			
121	1	1:47.235	30.962	40.894	35.379	254.5	3:45:00.640																			
122	1	1:46.946	30.591	40.898	35.457	262.5	3:46:47.586																			
123	1	1:47.402	30.622	40.743	36.037	261.9	3:48:34.988																			
124	1	1:47.102	30.592	40.949	35.561	260.6	3:50:22.090																			
125	1	1:46.592	30.475	40.754	35.363	260.6	3:52:08.682																			
126	1	1:47.659	30.628	41.560	35.471	258.8	3:53:56.341																			
127	1	1:47.632	30.598	41.180	35.854	260.6	3:55:43.973																			
128	1	1:47.039	30.763	40.853	35.423	260.0	3:57:31.012																			
129	1	1:47.555	30.690	41.206	35.659	259.4	3:59:18.567																			
130	1	1:48.000	30.908	41.511	35.581	258.1	4:01:06.567																			
1	3	1:54.435	34.268	39.849	40.318	1:54.435																				
2	3	2:59.580	49.847	1:14.387	55.346	186.2	4:54.015																			
3	3	2:16.413	38.893	54.064	43.456	181.2	7:10.428																			
4	3	2:11.396	39.336	52.677	39.383	174.5	9:21.824																			
5	3	1:40.878	28.788	38.952	33.138	276.0	11:02.702																			
6	3	1:38.885	28.314	37.817	32.754	276.0	12:41.587																			
7	3	1:38.692	28.196	37.722	32.774	276.0	14:20.279																			
8	3	1:38.628	28.086	37.885	32.657	274.6	15:58.907																			
9	3	1:39.705	28.249	38.442	33.014	275.3	17:38.612																			
10	3	1:39.836	28.380	38.350	33.106	274.6	19:18.448																			
11	3	1:41.909	29.415	38.334	34.160	254.5	21:00.357																			
12	3	1:39.969	28.499	38.227	33.243	273.2	22:40.326																			
13	3	1:39.370	28.185	38.136	33.049	275.3	24:19.696																			
14	3	1:40.157	28.361	38.434	33.362	275.3	25:59.853																			
15	3	1:40.436	28.386	38.302	33.748	275.3	27:40.289																			
16	3	1:44.158	29.509	40.145	34.504	276.7	29:24.447																			
17	3	1:45.087	29.666	40.663	34.758	277.4	31:09.534																			
18	3	1:40.450	28.580	38.470	33.400	274.6	32:49.984																			
19	3	1:40.204	28.518	38.449	33.237	276.7	34:30.188																			
20	3	1:43.284	28.604	38.678	36.002	275.3	36:13.472																			
21	3	1:42.460	28.991	38.952	34.517	273.9	37:55.932																			
22	3	1:42.765	28.811	39.782	34.172	274.6	39:38.697																			
23	3	1:46.089	29.644	40.761	35.684	277.4	41:24.786																			
24	3	1:42.293	28.916	39.315	34.062	272.5	43:07.079																			
25	3	1:47.704 B	28.574	38.989	40.141	275.3	44:54.783																			
26	3	2:58.710	1:44.925	39.669	34.116	183.1	47:53.493																			
27	3	1:41.640	28.863	38.882	33.895	271.8	49:35.133																			
28	3	1:43.521	28.892	40.533	34.096	273.2	51:18.654																			
29	3	1:44.835	28.969	39.351	36.515	273.9	53:03.489																			
30	3	1:44.460	29.026	39.387	36.047	273.2	54:47.949																			
31	3	1:47.908	30.104	41.450	36.354	274.6	56:35.857																			
32	3	1:46.471	29.508	39.469	37.494	271.8	58:22.328																			
33	3	1:42.801	29.334	39.263	34.204	274.6	1:00:05.129																			
34	3	1:41.751	28.764	38.976	34.011	275.3	1:01:46.880																			
35	3	1:42.903	29.167	39.271	34.465	273.2	1:03:29.783																			
36	3	1:45.432	28.941	39.193	37.298	273.9	1:05:15.215																			
37	3	1:45.535	30.688	39.685	35.162	272.5	1:07:00.750																			
38	3	1:44.091	29.363	40.205	34.523	273.2	1:08:44.841																			
39	3	1:43.100	28.924	39.781	34.395	273.2	1:10:27.941																			
40	3	1:43.231	29.294	39.696	34.241	273.9	1:12:11.172																			
41	3	1:42.097	28.826	38.970	34.301	273.9	1:13:53.269																			
42	3	1:43.726	29.360	39.516	34.850	273.9	1:15:36.995																			
43	3	1:44.160	29.836	39.796	34.528	244.6	1:17:21.155																			
44	3	1:44.726	29.619	40.299	34.808	275.3	1:19:05.881																			
45	3	1:43.881	29.228	40.165	34.488	274.6	1:20:49.762																			



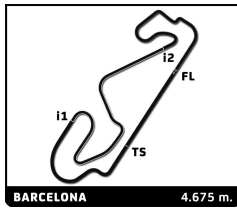


EUROPEAN LE MANS SERIES
4 Hours of Barcelona
Race

Sector Analysis

														Lap under Red Flag	Invalidated Lap	Personal Best	Session Best	B Crossing the pit lane		
Lap	D	Time	Sector 1	Sector 2	Sector 3	T. Spd	Elapsed	Lap	D	Time	Sector 1	Sector 2	Sector 3	T. Spd	Elapsed					
46	3	1:44.770	29.614	40.487	34.669	271.1	1:22:34.532	99	1	1:48.362	30.287	41.731	36.344	269.1	3:08:21.575					
47	3	1:50.279 B	29.907	40.770	39.602	274.6	1:24:24.811	100	1	1:48.231	30.230	40.946	37.055	266.4	3:10:09.806					
48	2	6:14.033	4:56.472	41.492	36.069	182.8	1:30:38.844	101	1	1:51.539	31.553	41.603	38.383	269.1	3:12:01.345					
49	2	1:44.368	30.034	39.887	34.447	272.5	1:32:23.212	102	1	1:56.845	33.982	44.112	38.751	269.8	3:13:58.190					
50	2	1:43.754	29.437	39.603	34.714	272.5	1:34:06.966	103	1	1:50.975	30.766	42.582	37.627	268.4	3:15:49.165					
51	2	1:45.760	29.934	40.349	35.477	271.1	1:35:52.726	104	1	1:48.948	30.773	41.139	37.036	268.4	3:17:38.113					
52	2	1:46.102	30.075	40.505	35.522	268.4	1:37:38.828	105	1	1:49.487	30.636	40.664	38.187	267.1	3:19:27.600					
53	2	1:45.727	30.104	40.060	35.563	267.8	1:39:24.555	106	1	1:49.454	31.120	41.853	36.481	267.1	3:21:17.054					
54	2	1:45.368	30.148	39.965	35.255	269.1	1:41:09.923	107	1	1:47.919	30.216	41.055	36.648	269.8	3:23:04.973					
55	2	1:45.720	30.234	40.198	35.288	270.5	1:42:55.643	108	1	1:49.484	29.961	41.905	37.618	271.1	3:24:54.457					
56	2	1:46.208	30.038	40.275	35.895	271.1	1:44:41.851	109	1	1:48.580	29.983	40.755	37.842	267.8	3:26:43.037					
57	2	1:46.674	30.596	40.503	35.575	271.1	1:46:28.525	110	1	1:56.611 B	30.902	41.182	44.527	267.1	3:28:39.648					
58	2	1:48.569	29.932	41.424	37.213	271.1	1:48:17.094	111	1	4:00.390	2:41.593	41.623	37.174	178.8	3:32:40.038					
59	2	1:51.283	30.790	42.629	37.864	272.5	1:50:08.377	112	1	1:48.068	30.510	41.497	36.061	267.1	3:34:28.106					
60	2	1:50.304	31.481	42.329	36.494	250.3	1:51:58.681	113	1	1:47.784	30.270	40.979	36.535	267.8	3:36:15.890					
61	2	1:47.485	30.219	40.716	36.550	271.1	1:53:46.166	114	1	1:49.886	30.506	41.207	38.173	269.8	3:38:05.776					
62	2	1:48.823	30.681	41.363	36.779	272.5	1:55:34.989	115	1	1:51.095	30.510	43.173	37.412	268.4	3:39:56.871					
63	2	1:49.840	31.199	41.125	37.516	273.9	1:57:24.829	116	1	1:51.678	31.235	41.808	38.635	268.4	3:41:48.549					
64	2	1:50.867	32.485	41.465	36.917	243.5	1:59:15.696	117	1	1:49.612	30.688	41.295	37.629	271.1	3:43:38.161					
65	2	1:50.617	32.189	42.147	36.281	269.1	2:01:06.313	118	1	1:49.103	30.706	41.930	36.467	269.8	3:45:27.264					
66	2	1:47.514	31.065	40.565	35.884	271.1	2:02:53.827	119	1	1:49.639	30.435	41.467	37.737	270.5	3:47:16.903					
67	2	1:46.429	30.313	40.455	35.661	272.5	2:04:40.256	120	1	1:53.582	30.491	44.652	38.439	270.5	3:49:10.485					
68	2	1:46.356	30.136	40.178	36.042	271.8	2:06:26.612	121	1	1:51.170	31.190	42.072	37.908	268.4	3:51:01.655					
69	2	1:46.444	30.071	40.807	35.566	273.9	2:08:13.056	122	1	1:49.611	30.928	41.667	37.016	269.1	3:52:51.266					
70	2	1:51.733 B	29.916	40.957	40.860	269.8	2:10:04.789	123	1	1:47.987	30.461	40.825	36.701	268.4	3:54:39.253					
71	2	3:20.751	2:01.314	41.963	37.474	176.5	2:13:25.540	124	1	1:48.785	30.201	41.096	37.488	271.1	3:56:28.038					
72	2	1:47.147	30.198	40.690	36.259	267.8	2:15:12.687	125	1	1:48.665	30.141	40.902	37.622	269.1	3:58:16.703					
73	2	1:46.824	30.204	40.328	36.292	271.1	2:16:59.511	126	1	1:47.564	30.350	40.984	36.230	270.5	4:00:04.267					
74	2	1:46.241	30.302	40.496	35.443	271.1	2:18:45.752	127	1	1:51.382	31.388	42.679	37.315	269.8	4:01:55.649					
75	2	1:46.640	29.819	41.025	35.796	271.8	2:20:32.392	93 Proton Competition 1. Michael FASSBENDER 3. Richard LIETZ Porsche 911 RSR - 19 2. Felipe LASER LMGT E												
76	2	1:46.658	30.647	40.301	35.710	273.2	2:22:19.050													
77	2	1:48.365	30.302	41.493	36.570	273.2	2:24:07.415	1	1	2:15.697	40.973	43.343	51.381		2:15.697					
78	2	1:48.577	30.850	41.686	36.041	271.1	2:25:55.992	2	1	2:59.952	47.097	1:14.234	58.621	162.1	5:15.649					
79	2	1:49.349	30.087	41.994	37.268	270.5	2:27:45.341	3	1	2:11.826	46.638	45.357	39.831		7:27.475					
80	2	1:50.143	30.688	41.803	37.652	271.8	2:29:35.484	4	1	2:08.158	44.238	47.844	36.076	143.9	9:35.633					
81	2	1:49.138	30.959	41.512	36.667	267.8	2:31:24.622	5	1	1:47.752	30.922	41.299	35.531	260.0	11:23.385					
82	2	1:52.303	30.632	42.326	39.345	271.1	2:33:16.925	6	1	1:47.615	30.841	41.271	35.503	259.4	13:11.000					
83	2	1:48.178	30.456	40.927	36.795	269.8	2:35:05.103	7	1	1:49.261	31.457	41.409	36.395	261.3	15:00.261					
84	2	1:47.728	30.449	40.371	36.908	271.8	2:36:52.831	8	1	1:48.382	30.861	42.210	35.311	260.0	16:48.643					
85	2	1:53.638 B	30.575	41.956	41.107	273.2	2:38:46.469	9	1	1:48.048	31.007	41.595	35.446	259.4	18:36.691					
86	1	6:11.413	4:51.350	42.717	37.346	183.1	2:44:57.882	10	1	1:47.908	30.893	41.400	35.615	260.6	20:24.599					
87	1	1:48.340	30.595	41.386	36.359	268.4	2:46:46.222	11	1	1:47.935	30.930	41.409	35.596	260.0	22:12.534					
88	1	1:49.490	31.640	41.759	36.091	269.8	2:48:35.712	12	1	1:49.789	31.210	41.901	36.678	259.4	24:02.323					
89	1	1:48.177	30.657	40.833	36.687	269.1	2:50:23.889	13	1	1:49.098	31.342	41.698	36.058	259.4	25:51.421					
90	1	1:48.340	30.036	41.756	36.548	271.1	2:52:12.229	14	1	1:48.877	31.028	42.057	35.792	260.0	27:40.298					
91	1	1:49.291	31.164	42.142	35.985	269.1	2:54:01.520	15	1	1:48.817	30.993	41.489	36.335	260.0	29:29.115					
92	1	1:47.764	30.038	41.784	35.942	269.8	2:55:49.284	16	1	1:49.611	31.147	41.853	36.611	258.8	31:18.726					
93	1	1:46.654	29.901	40.624	36.129	269.8	2:57:35.938	17	1	1:48.234	31.000	41.475	35.759	257.5	33:06.960					
94	1	1:47.030	30.276	40.805	35.949	267.1	2:59:22.968	18	1	1:48.548	30.923	41.585	36.040	258.1	34:55.508					
95	1	1:47.634	30.597	40.740	36.297	267.8	3:01:10.602	19	1	1:48.864	30.982	41.878	36.004	258.8	36:44.372					
96	1	1:47.536	30.229	41.159	36.148	268.4	3:02:58.138	20	1	1:49.358	31.095	41.628	36.635	258.1	38:33.730					
97	1	1:47.645	29.922	40.843	36.880	267.1	3:04:45.783	21	1	1:48.567	31.193	41.528	35.846	256.9	40:22.297					
98	1	1:47.430	29.876	40.375	37.179	271.1	3:06:33.213													



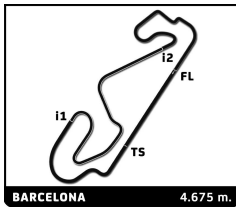


EUROPEAN LE MANS SERIES
4 Hours of Barcelona
Race

Sector Analysis

											Lap under Red Flag		Invalidated Lap		Personal Best		Session Best		B Crossing the pit lane	
Lap	D	Time	Sector 1	Sector 2	Sector 3	T. Spd	Elapsed	Lap	D	Time	Sector 1	Sector 2	Sector 3	T. Spd	Elapsed					
22	1	1:49.476	31.020	41.725	36.731	258.1	42:11.773	75	3	1:48.901	31.237	41.553	36.111	260.0	2:18:56.394					
23	1	1:49.666	31.465	41.976	36.225	258.8	44:01.439	76	3	1:48.664	31.301	41.587	35.776	258.8	2:20:45.058					
24	1	1:49.295	31.338	41.860	36.097	258.8	45:50.734	77	3	1:54.796 B	31.160	41.585	42.051	260.6	2:22:39.854					
25	1	1:50.749	31.221	42.392	37.136	259.4	47:41.483	78	1	3:09.733	1:51.391	42.148	36.194	176.2	2:25:49.587					
26	1	1:50.367	31.332	42.928	36.107	258.1	49:31.850	79	1	1:49.767	31.271	41.877	36.619	255.7	2:27:39.354					
27	1	1:50.014	31.414	41.924	36.676	256.9	51:21.864	80	1	1:49.373	31.624	41.655	36.094	255.7	2:29:28.727					
28	1	1:51.859	31.205	43.416	37.238	258.8	53:13.723	81	1	1:50.557	31.138	43.041	36.378	255.7	2:31:19.284					
29	1	1:50.429	31.594	42.192	36.643	258.8	55:04.152	82	1	1:49.853	31.561	41.969	36.323	255.7	2:33:09.137					
30	1	1:49.348	31.329	42.009	36.010	259.4	56:53.500	83	1	2:07.842	31.354	41.998	54.490	255.1	2:35:16.979					
31	1	1:49.964	31.630	42.050	36.284	258.8	58:43.464	84	1	1:49.819	31.444	42.256	36.119	255.7	2:37:06.798					
32	1	1:50.329	31.128	42.026	37.175	259.4	1:00:33.793	85	1	1:50.991	31.134	42.424	37.433	256.9	2:38:57.789					
33	1	1:49.863	31.483	42.139	36.241	257.5	1:02:23.656	86	1	1:49.149	31.255	41.820	36.074	256.3	2:40:46.938					
34	1	1:51.377	31.292	42.945	37.140	257.5	1:04:15.033	87	1	1:49.827	31.708	42.110	36.009	255.7	2:42:36.765					
35	1	1:50.692	31.937	42.133	36.622	256.9	1:06:05.725	88	1	1:50.549	31.602	41.678	37.269	256.3	2:44:27.314					
36	1	1:50.539	31.503	42.210	36.826	256.3	1:07:56.264	89	1	1:51.834	31.327	42.092	38.415	255.7	2:46:19.148					
37	1	1:51.720	31.803	42.379	37.538	257.5	1:09:47.984	90	1	1:50.657	31.976	42.218	36.463	256.9	2:48:09.805					
38	1	1:51.036	31.346	42.328	37.362	258.8	1:11:39.020	91	1	1:50.434	31.573	42.369	36.492	257.5	2:50:00.239					
39	1	1:57.041 B	32.088	42.279	42.674	258.8	1:13:36.061	92	1	1:51.059	31.614	42.826	36.619	257.5	2:51:51.298					
40	3	3:05.693	1:50.708	40.330	34.655	176.7	1:16:41.754	93	1	1:51.027	32.085	42.272	36.670	257.5	2:53:42.325					
41	3	1:45.230	30.260	40.369	34.601	259.4	1:18:26.984	94	1	1:50.751	31.423	42.690	36.638	256.3	2:55:33.076					
42	3	1:45.137	30.212	40.162	34.763	260.0	1:20:12.121	95	1	1:55.133 B	31.363	41.879	41.891	257.5	2:57:28.209					
43	3	1:47.769	30.576	41.304	35.889	261.3	1:21:59.890	96	2	2:50.798	1:34.733	41.069	34.996	175.9	3:00:19.007					
44	3	1:47.328	30.778	41.381	35.169	261.9	1:23:47.218	97	2	1:45.474	30.389	40.319	34.766	254.5	3:02:04.481					
45	3	1:46.186	30.594	40.590	35.002	259.4	1:25:33.404	98	2	1:46.484	30.899	40.508	35.077	256.3	3:03:50.965					
46	3	1:46.688	30.559	41.174	34.955	258.1	1:27:20.092	99	2	1:47.549	31.502	41.080	34.967	256.3	3:05:38.514					
47	3	1:45.984	30.609	40.507	34.868	258.8	1:29:06.076	100	2	1:45.905	30.360	40.686	34.859	256.9	3:07:24.419					
48	3	1:47.384	30.379	40.756	36.249	259.4	1:30:53.460	101	2	1:46.085	30.420	40.640	35.025	255.1	3:09:10.504					
49	3	1:45.999	30.334	40.435	35.230	258.8	1:32:39.459	102	2	1:46.308	30.466	40.844	34.998	254.5	3:10:56.812					
50	3	1:45.939	30.280	40.554	35.105	258.8	1:34:25.398	103	2	1:48.115	30.531	41.337	36.247	255.7	3:12:44.927					
51	3	1:46.520	30.530	40.585	35.405	257.5	1:36:11.918	104	2	1:47.242	30.581	41.135	35.526	256.9	3:14:32.169					
52	3	1:47.857	31.888	41.102	34.867	260.0	1:37:59.775	105	2	1:47.417	30.525	41.512	35.380	256.9	3:16:19.586					
53	3	1:46.135	30.231	40.791	35.113	256.9	1:39:45.910	106	2	1:47.285	30.594	41.441	35.250	258.1	3:18:06.871					
54	3	1:45.847	30.328	40.573	34.946	257.5	1:41:31.757	107	2	1:46.890	30.625	41.091	35.174	256.3	3:19:53.761					
55	3	1:46.170	30.459	40.710	35.001	258.8	1:43:17.927	108	2	1:46.936	30.645	40.897	35.394	258.1	3:21:40.697					
56	3	1:46.249	30.266	40.665	35.318	259.4	1:45:04.176	109	2	1:48.015	30.996	41.579	35.440	259.4	3:23:28.712					
57	3	1:46.208	30.520	40.746	34.942	259.4	1:46:50.384	110	2	1:48.495	31.272	41.278	35.945	258.8	3:25:17.207					
58	3	1:46.119	30.473	40.755	34.891	258.1	1:48:36.503	111	2	1:48.926	31.060	41.954	35.912	256.9	3:27:06.133					
59	3	1:48.176	30.577	40.758	36.841	258.1	1:50:24.679	112	2	1:50.336	31.333	42.222	36.781	256.9	3:28:56.469					
60	3	1:46.396	30.608	40.837	34.951	260.6	1:52:11.075	113	2	1:48.472	31.669	41.256	35.547	258.1	3:30:44.941					
61	3	1:46.045	30.432	40.627	34.986	259.4	1:53:57.120	114	2	1:48.816	31.186	42.032	35.598	255.7	3:32:33.757					
62	3	1:46.472	30.390	40.987	35.095	259.4	1:55:43.592	115	2	1:49.320	31.224	41.325	36.771	256.9	3:34:23.077					
63	3	1:46.248	30.388	40.719	35.141	259.4	1:57:29.840	116	2	1:47.982	30.998	41.348	35.636	255.1	3:36:11.059					
64	3	1:46.814	30.467	40.990	35.357	259.4	1:59:16.654	117	2	1:49.253	31.023	41.645	36.585	256.9	3:38:00.312					
65	3	1:48.000	30.816	41.167	36.017	260.0	2:01:04.654	118	2	1:49.959	31.651	41.680	36.628	257.5	3:39:50.271					
66	3	1:46.587	30.372	40.658	35.557	258.1	2:02:51.241	119	2	1:49.749	31.160	42.261	36.328	256.3	3:41:40.020					
67	3	1:46.382	30.371	40.639	35.372	258.8	2:04:37.623	120	2	1:48.746	31.041	41.608	36.097	257.5	3:43:28.766					
68	3	1:46.278	30.424	40.781	35.073	258.1	2:06:23.901	121	2	1:48.174	30.951	41.384	35.839	258.1	3:45:16.940					
69	3	1:46.734	30.517	40.973	35.244	257.5	2:08:10.635	122	2	1:48.570	31.040	41.438	36.092	257.5	3:47:05.510					
70	3	1:47.203	30.500	41.269	35.434	258.1	2:09:57.838	123	2	1:48.277	30.972	41.564	35.741	257.5	3:48:53.787					
71	3	1:46.793	30.672	40.956	35.165	258.8	2:11:44.631	124	2	1:48.742	30.943	41.880	35.919	258.1	3:50:42.529					
72	3	1:46.889	30.544	40.948	35.397	259.4	2:13:31.520	125	2	1:48.836	31.197	41.549	36.090	256.3	3:52:31.365					
73	3	1:48.539	31.063	41.742	35.734	258.1	2:15:20.059	126	2	1:49.828	31.194	42.391	36.243	256.9	3:54:21.193					
74	3	1:47.434	30.755	41.075	35.604	259.4	2:17:07.493	127	2	1:51.146	31.405	42.691	37.050	256.3	3:56:12.339					



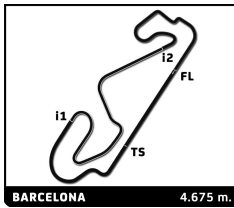


EUROPEAN LE MANS SERIES
4 Hours of Barcelona
Race

Sector Analysis

Lap	D	Time	Sector 1	Sector 2	Sector 3	T. Spd	Elapsed	Lap	D	Time	Sector 1	Sector 2	Sector 3	T. Spd	Elapsed
128	2	1:49.942	31.506	42.293	36.143	257.5	3:58:02.281	48	3	3:24.294	2:06.334	42.213	35.747	175.6	1:34:52.581
129	2	1:49.249	31.291	41.906	36.052	255.7	3:59:51.530	49	3	1:46.396	30.715	40.561	35.120	258.8	1:36:38.977
130	2	1:50.142	31.947	42.095	36.100	255.1	4:01:41.672	50	3	1:49.637	31.743	41.842	36.052	260.0	1:38:28.614
95 TF Sport 1. John HARTSHORNE 2. Ross GUNN 3. Oliver HANCOCK LMGTE <small>Aston Martin Vantage AMR</small>								51	3	1:47.424	30.690	41.355	35.379	260.6	1:40:16.038
1	1	2:19.168	42.319	43.289	53.560		2:19.168	52	3	1:46.419	30.538	40.691	35.190	260.0	1:42:02.457
2	1	3:01.636	47.055	1:13.696	1:00.885	193.9	5:20.804	53	3	1:46.619	30.625	40.822	35.172	261.3	1:43:49.076
3	1	2:10.113	45.463	45.102	39.548		7:30.917	54	3	1:46.111	30.389	40.412	35.310	260.6	1:45:35.187
4	1	2:08.687	43.867	47.408	37.412	140.9	9:39.604	55	3	1:46.254	30.300	40.662	35.292	261.3	1:47:21.441
5	1	1:52.597	32.202	43.146	37.249	260.6	11:32.201	56	3	1:46.630	30.524	40.703	35.403	261.3	1:49:08.071
6	1	1:52.582	31.989	43.204	37.389	261.3	13:24.783	57	3	1:47.100	30.531	41.209	35.360	262.5	1:50:55.171
7	1	1:52.243	31.829	43.077	37.337	261.3	15:17.026	58	3	1:51.629	30.750	45.278	35.601	261.3	1:52:46.800
8	1	1:53.922	32.193	44.172	37.557	260.0	17:10.948	59	3	1:47.674	30.596	41.005	36.073	261.9	1:54:34.474
9	1	1:55.524	32.025	44.670	38.829	258.1	19:06.472	60	3	1:47.724	30.456	40.964	36.304	261.3	1:56:22.198
10	1	1:53.978	32.347	43.558	38.073	260.0	21:00.450	61	3	1:46.279	30.371	40.705	35.203	261.3	1:58:08.477
11	1	1:54.037	32.045	43.810	38.182	260.6	22:54.487	62	3	1:46.829	30.251	41.121	35.457	261.3	1:59:55.306
12	1	1:52.191	32.145	42.708	37.338	260.6	24:46.678	63	3	1:48.656	31.038	41.599	36.019	260.0	2:01:43.962
13	1	1:52.268	32.010	43.309	36.949	260.0	26:38.946	64	3	1:47.918	30.979	41.005	35.934	261.9	2:03:31.880
14	1	1:53.085	31.745	43.012	38.328	260.0	28:32.031	65	3	1:47.520	30.523	41.622	35.375	261.3	2:05:19.400
15	1	1:52.435	32.025	42.793	37.617	259.4	30:24.466	66	3	1:48.163	30.787	41.556	35.820	263.8	2:07:07.563
16	1	1:57.458	31.787	46.707	38.964	260.6	32:21.924	67	3	1:46.392	30.393	40.878	35.121	260.6	2:08:53.955
17	1	1:55.333	32.501	43.486	39.346	260.6	34:17.257	68	3	1:46.340	30.248	40.645	35.447	261.9	2:10:40.295
18	1	1:56.057	33.068	44.868	38.121	255.1	36:13.314	69	3	1:46.432	30.373	40.787	35.272	261.9	2:12:26.727
19	1	1:52.910	32.533	43.040	37.337	244.1	38:06.224	70	3	1:47.075	30.333	41.273	35.469	262.5	2:14:13.802
20	1	1:51.426	31.927	42.615	36.884	260.0	39:57.650	71	3	1:46.649	30.444	40.869	35.336	263.2	2:16:00.451
21	1	1:50.968	31.824	42.405	36.739	260.0	41:48.618	72	3	1:47.482	30.435	41.244	35.803	263.8	2:17:47.933
22	1	1:51.099	31.697	42.757	36.645	260.0	43:39.717	73	3	1:50.425	31.557	42.523	36.345	259.4	2:19:38.358
23	1	1:51.608	31.458	42.236	37.914	261.3	45:31.325	74	3	1:47.923	30.860	41.149	35.914	262.5	2:21:26.281
24	1	1:51.124	31.646	42.742	36.736	262.5	47:22.449	75	3	1:48.066	30.783	41.139	36.144	261.9	2:23:14.347
25	1	1:54.171	32.883	43.435	37.853	260.6	49:16.620	76	3	1:47.749	30.632	41.380	35.737	261.9	2:25:02.096
26	1	1:53.868	31.976	42.867	39.025	259.4	51:10.488	77	3	1:47.304	30.736	41.013	35.555	260.0	2:26:49.400
27	1	2:01.906 B	31.783	43.652	46.471	263.2	53:12.394	78	3	1:47.158	30.641	40.949	35.568	260.6	2:28:36.558
28	1	2:49.428	1:30.182	42.482	36.764	179.4	56:01.822	79	3	1:50.420	30.736	42.298	37.386	261.9	2:30:26.978
29	1	1:50.585	31.320	42.784	36.481	262.5	57:52.407	80	3	1:49.850	31.447	42.116	36.287	260.0	2:32:16.828
30	1	1:50.091	31.556	42.050	36.485	260.6	59:42.498	81	3	1:48.694	30.781	41.277	36.636	262.5	2:34:05.522
31	1	1:50.255	31.674	42.259	36.322	260.0	1:01:32.753	82	3	1:48.198	30.899	41.360	35.939	261.3	2:35:53.720
32	1	1:50.353	31.358	42.420	36.575	261.3	1:03:23.106	83	3	1:47.235	30.497	41.119	35.619	262.5	2:37:40.955
33	1	1:52.108	31.252	42.770	38.086	260.6	1:05:15.214	84	3	1:48.361	30.565	41.436	36.360	262.5	2:39:29.316
34	1	1:53.329	32.228	43.507	37.594	262.5	1:07:08.543	85	3	1:47.915	30.689	41.274	35.952	261.3	2:41:17.231
35	1	1:51.709	31.959	43.023	36.727	261.9	1:09:00.252	86	3	1:53.717 B	30.806	41.634	41.277	261.3	2:43:10.948
36	1	1:50.318	31.366	42.198	36.754	261.3	1:10:50.570	87	3	3:06.825	1:49.285	40.790	36.750	175.9	2:46:17.773
37	1	1:49.576	31.472	41.959	36.145	261.9	1:12:40.146	88	3	1:47.109	30.691	40.923	35.495	260.0	2:48:04.882
38	1	1:50.834	31.292	42.914	36.628	261.3	1:14:30.980	89	3	1:45.547	30.297	40.582	34.668	261.3	2:49:50.429
39	1	1:51.298	31.387	42.449	37.462	261.9	1:16:22.278	90	3	1:44.865	29.886	40.338	34.641	263.8	2:51:35.294
40	1	1:52.429	32.468	42.693	37.268	256.9	1:18:14.707	91	3	1:45.326	30.102	40.266	34.958	262.5	2:53:20.620
41	1	1:51.809	31.855	42.441	37.513	262.5	1:20:06.516	92	3	1:46.868	30.240	40.557	36.071	263.2	2:55:07.488
42	1	1:51.567	31.730	42.764	37.073	261.3	1:21:58.083	93	3	1:45.808	30.305	40.611	34.892	260.6	2:56:53.296
43	1	1:53.935	31.363	45.015	37.557	261.9	1:23:52.018	94	3	1:46.109	30.270	40.840	34.999	260.0	2:58:39.405
44	1	1:51.588	31.982	42.430	37.176	263.8	1:25:43.606	95	3	1:50.438 B	30.202	40.827	39.409	260.0	3:00:29.843
45	1	1:51.076	31.785	42.182	37.109	260.0	1:27:34.682	96	2	2:47.888	1:31.536	41.010	35.342	177.6	3:03:17.731
46	1	1:52.833	31.528	43.231	38.074	260.6	1:29:27.515	97	2	1:46.115	30.479	40.486	35.150	260.0	3:05:03.846
47	1	2:00.772 B	32.034	43.648	45.090	261.3	1:31:28.287	98	2	1:49.481	30.586	41.963	36.932	260.0	3:06:53.327
								99	2	1:47.454	30.731	41.441	35.282	260.0	3:08:40.781
								100	2	1:47.222	30.369	40.822	36.031	258.8	3:10:28.003





EUROPEAN LE MANS SERIES
4 Hours of Barcelona
Race

Sector Analysis

Lap under Red Flag Invalidated Lap Personal Best Session Best B Crossing the pit lane

Lap	D	Time	Sector 1	Sector 2	Sector 3	T. Spd	Elapsed	Lap	D	Time	Sector 1	Sector 2	Sector 3	T. Spd	Elapsed
101	2	1:47.826	30.893	41.065	35.868	260.0	3:12:15.829								
102	2	1:48.680	30.640	41.457	36.583	260.6	3:14:04.509								
103	2	1:46.513	30.584	40.805	35.124	261.3	3:15:51.022								
104	2	1:47.519	30.591	40.983	35.945	261.9	3:17:38.541								
105	2	1:48.542	30.953	41.013	36.576	262.5	3:19:27.083								
106	2	1:46.909	30.715	40.839	35.355	258.1	3:21:13.992								
107	2	1:46.397	30.536	40.689	35.172	262.5	3:23:00.389								
108	2	1:46.676	30.348	40.937	35.391	261.3	3:24:47.065								
109	2	1:46.975	30.665	40.890	35.420	258.8	3:26:34.040								
110	2	1:46.940	30.552	41.016	35.372	258.8	3:28:20.980								
111	2	1:46.942	30.632	40.968	35.342	259.4	3:30:07.922								
112	2	1:48.157	30.590	41.064	36.503	259.4	3:31:56.079								
113	2	1:47.862	30.625	41.255	35.982	260.6	3:33:43.941								
114	2	1:47.702	30.736	41.279	35.687	259.4	3:35:31.643								
115	2	1:49.296	30.835	42.137	36.324	260.0	3:37:20.939								
116	2	1:47.848	30.890	41.284	35.674	261.9	3:39:08.787								
117	2	1:50.363	30.610	42.322	37.431	260.0	3:40:59.150								
118	2	1:47.660	30.867	41.187	35.606	260.6	3:42:46.810								
119	2	1:47.439	30.688	41.141	35.610	263.2	3:44:34.249								
120	2	1:47.445	30.631	41.271	35.543	261.9	3:46:21.694								
121	2	1:48.749	30.847	41.939	35.963	263.8	3:48:10.443								
122	2	1:47.788	30.763	41.234	35.791	261.9	3:49:58.231								
123	2	1:49.628	30.750	42.917	35.961	260.6	3:51:47.859								
124	2	1:48.728	30.980	41.524	36.224	263.2	3:53:36.587								
125	2	1:49.027	31.068	41.930	36.029	261.3	3:55:25.614								
126	2	1:50.134	31.023	42.145	36.966	261.3	3:57:15.748								
127	2	1:50.862	31.199	42.343	37.320	260.0	3:59:06.610								
128	2	1:51.701	31.298	43.353	37.050	260.0	4:00:58.311								

