EUROPEAN LE MANS SERIES

4 HOURS OF LE CASTELLET

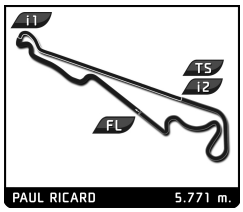

ELMS Collective Test Day
4 Hours of Le Castellet
Morning Test

Sector Analysis

Lap under Red Flag | ~~Invalidated Lap~~ | Personal Best | Session Best | **B** Crossing the pit lane

2 — United Autosports
1.Wayne BOYD
2.Robert WHELDON
3.Edouard CAUHAUPE
Ligier JS P320 - Nissan
LMP3

Lap	D	Time	Sector 1	Sector 2	Sector 3	T. Spd	Elapsed
1	1	4:33.701 B	1:09.025	30.649	2:54.027	266.7	4:33.701
2	1	2:10.296	49.569	30.228	50.499	266.7	6:43.997
3	1	1:52.809	33.609	29.575	49.625	268.7	8:36.806
4	1	1:54.625	33.415	29.530	51.680	272.0	10:31.431
5	1	1:51.991	32.947	29.610	49.434	272.7	12:23.422
6	1	1:53.944	32.833	29.433	51.678	273.4	14:17.366
7	1	1:51.485	32.692	29.535	49.258	270.7	16:08.851
8	1	1:51.038	32.588	29.455	48.995	270.7	17:59.889
9	1	4:08.365 B	33.017	30.588	3:04.760	265.4	22:08.254
10	1	2:08.962	49.378	29.918	49.666	278.4	24:17.216
11	1	1:51.564	32.589	29.606	49.369	270.0	26:08.780
12	1	1:52.580	32.829	29.384	50.367	276.2	28:01.360
13	1	1:51.321	32.629	29.484	49.208	271.4	29:52.681
14	1	1:51.855	33.034	29.570	49.251	270.7	31:44.536
15	1	1:51.183	32.528	29.506	49.149	272.7	33:35.719
16	1	3:37.904 B	33.472	29.774	2:34.658	269.3	37:13.623
17	3	2:13.142	51.017	30.461	51.664	272.7	39:26.765
18	3	1:56.288	33.486	30.662	52.140	274.8	41:23.053
19	3	1:53.987	33.564	29.885	50.538	271.4	43:17.040
20	3	1:53.493	33.324	29.783	50.386	272.0	45:10.533
21	3	1:55.138	33.802	29.831	51.505	272.7	47:05.671
22	3	1:55.920	33.251	31.564	51.105	270.0	49:01.591
23	3	1:53.585	33.195	29.734	50.656	270.0	50:55.176
24	3	1:52.496	32.923	29.576	49.997	270.7	52:47.672
25	3	1:52.495	33.120	29.549	49.826	274.8	54:40.167
26	3	1:52.894	33.107	29.544	50.243	272.7	56:33.061
27	3	5:42.842 B	32.854	29.529	4:40.459	276.2	1:02:15.903
28	3	2:10.235	49.881	29.815	50.539	272.0	1:04:26.138
29	3	1:52.376	32.922	29.704	49.750	269.3	1:06:18.514
30	3	1:52.418	32.814	29.639	49.965	270.7	1:08:10.932
31	3	1:52.306	32.800	29.677	49.829	271.4	1:10:03.238
32	3	1:52.829	33.245	29.662	49.922	270.0	1:11:56.067
33	3	1:52.316	32.919	29.579	49.818	272.0	1:13:48.383
34	3	1:52.758	32.689	29.552	50.517	272.7	1:15:41.141
35	3	1:51.878	32.786	29.615	49.477	275.5	1:17:33.019
36	3	4:13.509 B	32.854	29.648	3:11.007	270.7	1:21:46.528
37	2	2:11.990	50.658	30.261	51.071	269.3	1:23:58.518
38	2	1:52.956	33.137	29.656	50.163	271.4	1:25:51.474
39	2	1:53.059	32.942	29.528	50.589	271.4	1:27:44.533
40	2	1:52.129	32.883	29.554	49.692	272.0	1:29:36.662
41	2	1:52.708	33.079	29.582	50.047	272.7	1:31:29.370
42	2	1:51.937	32.857	29.508	49.572	272.0	1:33:21.307
43	2	6:33.440 B	32.653	29.685	5:31.102	273.4	1:39:54.747
44	2	2:08.445	48.740	29.706	49.999	272.7	1:42:03.192
45	2	1:52.069	32.841	29.496	49.732	275.5	1:43:55.261
46	2	1:51.796	32.818	29.437	49.541	275.5	1:45:47.057
47	2	1:51.559	32.825	29.262	49.472	283.5	1:47:38.616
48	2	1:52.244	32.751	29.399	50.094	276.2	1:49:30.860
49	2	1:52.603	33.009	29.332	50.262	279.8	1:51:23.463

3 — United Autosports
1.James MCGUIRE
2.Duncan TAPPY
3.Andrew BENTLEY
Ligier JS P320 - Nissan
LMP3

Lap	D	Time	Sector 1	Sector 2	Sector 3	T. Spd	Elapsed
1	2	2:48.277	1:16.573	31.566	1:00.138	260.2	2:48.277
2	2	5:23.480 B	39.398	31.695	4:12.387	266.0	8:11.757
3	2	2:28.991	59.346	33.337	56.308	206.1	10:40.748
4	2	2:06.646	37.079	34.141	55.426	243.8	12:47.394
5	2	2:03.740	35.685	32.473	55.582	230.8	14:51.134
6	2	2:01.526	35.769	31.445	54.312	184.9	16:52.660
7	2	1:58.524	34.397	29.938	54.189	268.7	18:51.184
8	2	2:04.701	37.710	31.593	55.398	228.3	20:55.885
9	2	1:54.111	33.774	29.797	50.540	270.0	22:49.996
10	2	1:53.246	33.582	29.607	50.057	270.7	24:43.242
11	2	5:31.410 B	32.849	29.617	4:28.944	272.7	30:14.652
12	2	2:10.444	50.766	29.650	50.028	270.0	32:25.096
13	2	1:53.035	33.398	29.558	50.079	273.4	34:18.131
14	2	1:51.981	32.995	29.582	49.404	270.7	36:10.112
15	2	1:51.666	32.661	29.446	49.559	271.4	38:01.778
16	2	1:51.164	32.662	29.349	49.153	274.1	39:52.942
17	2	14:37.267 B	32.996	29.545	...	271.4	54:30.209
18	2	2:11.059	50.578	29.958	50.523	270.0	56:41.268
19	2	1:52.525	32.823	29.690	50.012	268.7	58:33.793
20	2	1:52.227	32.792	29.643	49.792	270.7	1:00:26.020
21	2	1:52.444	33.039	29.911	49.494	271.4	1:02:18.464
22	2	1:53.588	33.151	29.677	50.760	275.5	1:04:12.052
23	2	5:38.810 B	32.971	29.530	4:36.309	269.3	1:09:50.862
24	2	2:16.175	51.077	29.893	55.205	271.4	1:12:07.037
25	2	1:51.752	32.822	29.521	49.409	270.0	1:13:58.789
26	2	2:01.047	33.100	29.623	58.324	272.7	1:15:59.836
27	2	1:51.191	32.647	29.454	49.090	269.3	1:17:51.027
28	2	10:05.003 B	33.519	29.549	9:01.935	270.0	1:27:56.030
29	1	2:22.093	54.114	33.341	54.638	246.0	1:30:18.123
30	1	2:01.175	35.801	30.611	54.763	270.7	1:32:19.298
31	1	2:00.532	34.787	30.512	55.233	272.0	1:34:19.830
32	1	2:00.212	35.146	30.831	54.235	271.4	1:36:20.042
33	1	1:57.808	34.748	30.435	52.625	273.4	1:38:17.850
34	1	1:58.117	34.544	30.086	53.487	274.1	1:40:15.967
35	1	1:59.486	34.871	30.095	54.520	274.1	1:42:15.453
36	1	1:57.188	34.107	30.158	52.923	272.0	1:44:12.641
37	1	1:58.512	36.042	30.017	52.453	274.1	1:46:11.153
38	1	1:57.855	34.199	30.323	53.333	272.0	1:48:09.008
39	1	1:58.200	35.364	30.208	52.628	273.4	1:50:07.208
40	1	1:56.355	34.095	30.020	52.240	273.4	1:52:03.563
41	1	1:57.874	34.126	30.840	52.908	275.5	1:54:01.437
42	1	1:57.212	34.483	30.268	52.461	275.5	1:55:58.649

4 — DKR Engineering
1.Laurents HORR
2.Jean-Philippe DAYRAUT
Duqueine M30 - D08 - Nissan
LMP3

Lap	D	Time	Sector 1	Sector 2	Sector 3	T. Spd	Elapsed
1	1	37:33.244	...	30.515	51.667	271.4	37:33.244
2	1	1:54.611	33.589	29.435	51.587	278.4	39:27.855
3	1	1:52.881	33.396	29.456	50.029	277.6	41:20.736
4	1	1:53.358	33.873	29.318	50.167	279.8	43:14.094
5	1	1:52.873	32.882	29.285	50.706	279.1	45:06.967

EUROPEAN LE MANS SERIES

4 HOURS OF LE CASTELLET

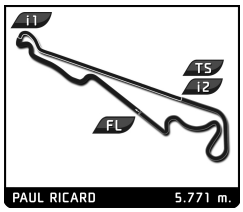

ELMS Collective Test Day
4 Hours of Le Castellet
Morning Test

Sector Analysis

Lap under Red Flag | ~~Invalidated Lap~~ | Personal Best | Session Best | **B** Crossing the pit lane

Lap	D	Time	Sector 1	Sector 2	Sector 3	T. Spd	Elapsed
6	1	1:55.533	34.748	30.315	50.470	280.5	47:02.500
7	1	1:51.368	32.822	29.224	49.322	280.5	48:53.868
8	1	1:53.021	32.673	29.182	51.166	280.5	50:46.889
9	1	1:59.549 B	33.504	29.394	56.651	279.1	52:46.438
10	1	8:37.299	7:15.280	30.138	51.881	269.3	1:01:23.737
11	1	1:53.416	33.357	29.582	50.477	275.5	1:03:17.153
12	1	1:55.394	34.843	29.623	50.928	278.4	1:05:12.547
13	1	1:51.519	32.742	29.358	49.419	276.9	1:07:04.066
14	1	2:01.515 B	32.746	29.441	59.328	257.1	1:09:05.581
15	2	13:09.046	...	31.926	53.038	267.3	1:22:14.627
16	2	2:02.265	38.385	31.659	52.221	270.7	1:24:16.892
17	2	1:58.616	36.241	29.988	52.387	275.5	1:26:15.508
18	2	1:55.267	33.967	29.807	51.493	275.5	1:28:10.775
19	2	1:54.908	33.984	29.590	51.334	277.6	1:30:05.683
20	2	1:58.468	34.798	30.104	53.566	274.1	1:32:04.151
21	2	2:01.990	34.294	29.971	57.725	273.4	1:34:06.141
22	2	1:55.330	34.060	29.594	51.676	275.5	1:36:01.471
23	2	1:54.450	33.657	29.657	51.136	275.5	1:37:55.921
24	2	2:02.215 B	33.703	29.433	59.079	276.9	1:39:58.136
25	2	4:04.039	2:43.019	29.830	51.190	274.1	1:44:02.175
26	2	1:54.272	33.862	29.739	50.671	274.8	1:45:56.447
27	2	1:54.074	33.664	29.731	50.679	277.6	1:47:50.521
28	2	1:54.257	33.804	29.586	50.867	275.5	1:49:44.778
29	2	1:54.300	33.626	29.727	50.947	276.2	1:51:39.078
30	2	1:53.562	33.197	29.603	50.762	276.9	1:53:32.640
31	2	1:53.710	33.614	29.581	50.515	276.2	1:55:26.350

5 MV2S Racing — Ligier JS P320 - Nissan — LMP3
1.Christophe CRESP 3.Adrien CHILA 2.Fabien LAVERGNE

Lap	D	Time	Sector 1	Sector 2	Sector 3	T. Spd	Elapsed
1	2	2:19.723	54.880	31.654	53.189	232.3	2:19.723
2	2	1:55.689	34.038	30.034	51.617	272.7	4:15.412
3	2	1:53.846	33.572	29.570	50.704	276.2	6:09.258
4	2	1:52.714	33.441	29.325	49.948	274.8	8:01.972
5	2	1:52.612	33.014	29.442	50.156	275.5	9:54.584
6	2	1:52.721	32.999	29.237	50.485	276.9	11:47.305
7	2	1:51.840	32.988	29.326	49.526	276.2	13:39.145
8	2	1:52.696	33.020	29.158	50.518	278.4	15:31.841
9	2	1:51.607	32.733	29.452	49.422	276.9	17:23.448
10	2	8:11.794 B	33.356	29.418	7:09.020	276.9	25:35.242
11	1	2:18.377	53.624	31.094	53.659	270.7	27:53.619
12	1	1:57.929	34.567	30.207	53.155	272.7	29:51.548
13	1	1:59.635	35.366	30.085	54.184	274.1	31:51.183
14	1	1:55.641	34.162	29.857	51.622	274.1	33:46.824
15	1	1:55.419	34.087	29.765	51.567	273.4	35:42.243
16	1	1:57.516	34.722	30.169	52.625	274.1	37:39.759
17	1	1:57.478	35.841	29.895	51.742	275.5	39:37.237
18	1	6:39.000 B	34.634	30.028	5:34.338	274.8	46:16.237
19	3	2:18.711	53.316	31.005	54.390	268.7	48:34.948
20	3	1:57.416	34.322	30.084	53.010	270.7	50:32.364
21	3	1:56.473	34.031	30.158	52.284	272.7	52:28.837
22	3	1:57.088	34.154	30.342	52.592	272.7	54:25.925
23	3	1:55.907	34.131	29.779	51.997	274.8	56:21.832
24	3	1:56.247	33.931	30.052	52.264	274.1	58:18.079
25	3	1:54.823	33.811	29.559	51.453	273.4	1:00:12.902
26	3	1:54.972	33.830	29.675	51.467	274.1	1:02:07.874
27	3	1:54.367	33.948	29.572	50.847	276.9	1:04:02.241
28	3	7:54.698 B	34.060	29.440	6:51.198	275.5	1:11:56.939
29	2	2:15.160	49.695	29.506	55.959	273.4	1:14:12.099
30	2	1:51.183	32.578	29.441	49.164	272.0	1:16:03.282
31	2	1:52.582	32.840	29.262	50.480	275.5	1:17:55.864
32	2	1:50.682	32.550	29.356	48.776	272.7	1:19:46.546
33	2	1:50.561	32.393	29.337	48.831	273.4	1:21:37.107
34	2	1:50.618	32.339	29.333	48.946	274.8	1:23:27.725
35	2	1:54.924	32.621	29.309	52.994	278.4	1:25:22.649
36	2	1:50.710	32.388	29.215	49.107	276.2	1:27:13.359
37	2	5:25.066 B	33.188	29.403	4:22.475	278.4	1:32:38.425
38	1	2:12.627	50.897	30.063	51.667	274.8	1:34:51.052
39	1	1:55.477	33.987	29.774	51.716	274.8	1:36:46.529
40	1	1:53.923	33.680	29.601	50.642	276.2	1:38:40.452
41	1	1:53.910	33.437	29.705	50.768	276.2	1:40:34.362
42	1	1:57.084	34.564	29.686	52.834	276.9	1:42:31.446
43	1	1:54.741	34.063	29.668	51.010	277.6	1:44:26.187
44	1	1:54.114	33.822	29.631	50.661	276.2	1:46:20.301
45	1	1:55.303	34.840	29.650	50.813	276.2	1:48:15.604
46	1	1:54.340	33.681	29.541	51.118	277.6	1:50:09.944
47	1	1:54.969	33.766	29.578	51.625	278.4	1:52:04.913
48	1	1:56.874	34.401	29.538	52.935	280.5	1:54:01.787
49	1	2:00.309	36.127	31.036	53.146	275.5	1:56:02.096

6 Nielsen Racing — Ligier JS P320 - Nissan — LMP3
1.Nicholas ADCOCK 3.Max KOEBOLT 2.Austin MCCUSKER

Lap	D	Time	Sector 1	Sector 2	Sector 3	T. Spd	Elapsed
1	2	13:29.323	...	35.153	1:01.825	242.2	13:29.323
2	2	2:07.552	37.671	31.459	58.422	251.7	15:36.875
3	2	2:05.340	35.187	33.627	56.526	236.3	17:42.215
4	2	2:08.165	39.452	32.938	55.775	260.9	19:50.380
5	2	2:16.030 B	36.488	34.580	1:04.962	246.6	22:06.410
6	2	9:25.658	7:58.616	32.769	54.273	256.5	31:32.068
7	2	1:57.353	34.729	30.253	52.371	268.0	33:29.421
8	2	1:55.923	34.175	30.056	51.692	268.0	35:25.344
9	2	1:56.950	34.071	31.586	51.293	264.1	37:22.294
10	2	1:54.544	33.492	29.821	51.231	268.7	39:16.838
11	2	1:54.153	33.607	29.797	50.749	270.7	41:10.991
12	2	2:01.312 B	33.466	29.834	58.012	272.0	43:12.303
13	3	4:31.766	3:10.502	29.712	51.552	275.5	47:44.069
14	3	1:56.525	33.739	30.103	52.683	268.0	49:40.594
15	3	1:52.887	33.119	29.782	49.986	272.0	51:33.481
16	3	1:52.754	32.929	29.588	50.237	272.0	53:26.235
17	3	2:04.257 B	33.061	29.700	1:01.496	273.4	55:30.492

7 Nielsen Racing — Ligier JS P320 - Nissan — LMP3
1.Anthony WELLS 2.Colin NOBLE

Lap	D	Time	Sector 1	Sector 2	Sector 3	T. Spd	Elapsed
1	2	3:04.687	1:37.160	31.055	56.472	259.6	3:04.687
2	2	2:07.248	41.340	31.041	54.867	266.7	5:11.935
3	2	2:08.662 B	36.133	30.044	1:02.485	271.4	7:20.597
4	2	3:37.724	2:15.998	29.895	51.831	270.0	10:58.321
5	2	1:56.204	34.877	29.774	51.553	270.7	12:54.525

EUROPEAN LE MANS SERIES

4 HOURS OF LE CASTELLET

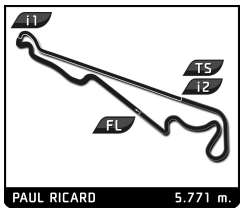

ELMS Collective Test Day
4 Hours of Le Castellet
Morning Test

Sector Analysis

Lap under Red Flag | ~~Invalidated Lap~~ | Personal Best | Session Best | **B** Crossing the pit lane

Lap	D	Time	Sector 1	Sector 2	Sector 3	T. Spd	Elapsed
6	2	1:56.794	34.939	29.786	52.069	270.7	14:51.319
7	2	2:03.222 B	34.009	29.652	59.561	274.8	16:54.541
8	2	4:28.428	3:08.513	29.844	50.071	268.7	21:22.969
9	2	1:54.001	34.211	30.060	49.730	270.7	23:16.970
10	2	1:53.373	33.406	29.624	50.343	269.3	25:10.343
11	2	1:52.984	33.473	29.672	49.839	272.0	27:03.327
12	2	1:52.070	33.194	29.546	49.330	270.7	28:55.397
13	2	1:51.724	32.946	29.471	49.307	272.7	30:47.121
14	2	1:51.641	32.853	29.299	49.489	273.4	32:38.762
15	2	1:53.557	33.720	29.481	50.356	271.4	34:32.319
16	2	1:52.908	32.736	29.662	50.510	271.4	36:25.227
17	2	1:51.221	32.854	29.455	48.912	271.4	38:16.448
18	2	2:02.254 B	33.480	29.674	59.100	271.4	40:18.702
19	1	6:48.899	5:22.006	31.488	55.405	258.4	47:07.601
20	1	1:59.073	35.222	30.228	53.623	268.7	49:06.674
21	1	1:57.644	34.929	30.049	52.666	271.4	51:04.318
22	1	1:56.731	34.186	30.214	52.331	268.7	53:01.049
23	1	1:56.144	34.027	30.068	52.049	269.3	54:57.193
24	1	1:55.541	34.114	30.049	51.378	269.3	56:52.734
25	1	1:54.672	33.707	30.072	50.893	270.7	58:47.406
26	1	1:54.557	33.629	30.015	50.913	269.3	1:00:41.963
27	1	2:04.488 B	34.739	30.018	59.731	270.7	1:02:46.451
28	1	13:45.961	...	30.323	51.851	264.7	1:16:32.412
29	1	1:56.927	34.549	30.202	52.176	268.7	1:18:29.339
30	1	1:54.617	33.682	30.226	50.709	267.3	1:20:23.956
31	1	1:54.419	33.613	29.931	50.875	271.4	1:22:18.375
32	1	1:59.274	36.617	29.955	52.702	275.5	1:24:17.649
33	1	1:56.297	34.946	30.184	51.167	268.7	1:26:13.946
34	1	1:53.900	33.407	30.002	50.491	269.3	1:28:07.846
35	1	2:02.335 B	34.062	30.120	58.153	268.0	1:30:10.181
36	1	6:13.106	4:51.919	29.782	51.405	272.0	1:36:23.287
37	1	2:01.769 B	33.565	29.787	58.417	272.0	1:38:25.056
38	2	4:09.527	2:44.247	30.323	54.957	237.9	1:42:34.583
39	2	1:55.059	32.759	29.886	52.414	272.0	1:44:29.642
40	2	1:51.029	32.529	29.555	48.945	274.1	1:46:20.671
41	2	1:51.985	33.388	29.576	49.021	274.1	1:48:12.656
42	2	1:50.798	32.435	29.432	48.931	274.1	1:50:03.454
43	2	1:52.527	33.104	29.465	49.958	274.8	1:51:55.981
44	2	1:54.144	35.305	29.541	49.298	275.5	1:53:50.125
45	2	1:50.699	32.617	29.419	48.663	276.2	1:55:40.824

8 Graff — Ligier JS P320 - Nissan — LMP3
1.Eric TROUILLET
2.Sébastien PAGE
3.David DROUX

Lap	D	Time	Sector 1	Sector 2	Sector 3	T. Spd	Elapsed
1	3	2:50.085	1:18.712	33.291	58.082	229.8	2:50.085
2	3	2:06.647	39.394	31.336	55.917	264.1	4:56.732
3	3	2:06.965	37.788	34.182	54.995	236.3	7:03.697
4	3	2:01.468	35.779	31.600	54.089	242.2	9:05.165
5	3	2:03.128	36.764	31.765	54.599	237.9	11:08.293
6	3	1:57.517	37.134	29.790	50.593	271.4	13:05.810
7	3	1:53.269	33.542	29.817	49.910	273.4	14:59.079
8	3	2:14.876 B	33.982	37.641	1:03.253	229.8	17:13.955
9	3	4:16.733	2:54.914	30.548	51.271	262.8	21:30.688
10	3	1:51.444	32.764	29.463	49.217	272.7	23:22.132
11	3	1:58.985	33.029	29.513	56.443	263.4	25:21.117
12	3	1:50.769	32.476	29.317	48.976	276.9	27:11.886
13	3	1:54.474	32.534	29.138	52.802	276.9	29:06.360
14	3	1:59.145 B	33.461	29.361	56.323	274.8	31:05.505
15	1	3:36.686	2:12.787	30.736	53.163	271.4	34:42.191
16	1	1:55.072	33.933	29.951	51.188	272.0	36:37.263
17	1	1:54.458	34.256	29.691	50.511	275.5	38:31.721
18	1	1:54.253	34.033	29.914	50.306	273.4	40:25.974
19	1	1:53.688	33.717	29.533	50.438	274.1	42:19.662
20	1	1:55.484	34.293	29.542	51.649	276.9	44:15.146
21	1	1:53.647	33.542	29.479	50.626	276.2	46:08.793
22	1	1:53.132	33.408	29.516	50.208	274.1	48:01.925
23	1	2:01.629 B	34.161	29.553	57.915	274.8	50:03.554
24	2	3:40.142	2:18.606	30.106	51.430	272.0	53:43.696
25	2	1:56.789	34.234	29.945	52.610	272.0	55:40.485
26	2	1:54.583	33.821	29.923	50.839	272.7	57:35.068
27	2	1:53.824	33.783	29.535	50.506	272.7	59:28.892
28	2	1:54.053	33.619	29.495	50.939	276.2	1:01:22.945
29	2	1:53.672	33.630	29.520	50.522	272.7	1:03:16.617
30	2	1:53.446	33.562	29.404	50.480	273.4	1:05:10.063
31	2	1:52.952	33.454	29.462	50.036	274.8	1:07:03.015
32	2	1:54.480	33.072	29.405	52.003	274.1	1:08:57.495
33	2	1:53.670	33.449	29.409	50.812	274.1	1:10:51.165
34	2	2:01.501 B	34.046	29.539	57.916	274.8	1:12:52.666
35	1	4:07.676	2:47.142	29.838	50.696	270.7	1:17:00.342
36	1	1:53.154	33.274	29.477	50.403	274.8	1:18:53.496
37	1	1:53.021	33.238	29.613	50.170	272.7	1:20:46.517
38	1	1:52.729	33.086	29.608	50.035	274.1	1:22:39.246
39	1	1:52.829	33.169	29.578	50.082	276.2	1:24:32.075
40	1	1:55.527	33.483	29.593	52.451	277.6	1:26:27.602
41	1	1:52.911	33.199	29.368	50.344	279.8	1:28:20.513
42	1	1:53.088	33.206	29.326	50.556	279.1	1:30:13.601
43	1	1:53.138	32.975	29.244	50.919	281.2	1:32:06.739
44	1	2:01.717 B	33.066	29.576	59.075	276.9	1:34:08.456
45	2	3:26.385	2:06.468	29.693	50.224	274.1	1:37:34.841
46	2	1:53.621	33.563	29.621	50.437	276.2	1:39:28.462
47	2	1:52.564	33.072	29.461	50.031	276.2	1:41:21.026
48	2	1:52.042	33.069	29.292	49.681	275.5	1:43:13.068
49	2	1:54.124	33.071	29.394	51.659	276.9	1:45:07.192
50	2	1:54.101	33.499	29.319	51.283	277.6	1:47:01.293
51	2	1:55.988	34.610	29.515	51.863	274.8	1:48:57.281
52	2	2:01.067 B	33.416	29.388	58.263	277.6	1:50:58.348
53	2	2:24.693	1:04.819	29.520	50.354	276.9	1:53:23.041
54	2	1:53.628	33.522	29.565	50.541	276.2	1:55:16.669

9 Graff — Ligier JS P320 - Nissan — LMP3
1.Matthias KAISER
2.Rory PENTTINEN

Lap	D	Time	Sector 1	Sector 2	Sector 3	T. Spd	Elapsed
1	1	2:04.273	39.509	31.024	53.740	266.7	2:04.273
2	1	1:57.087	35.097	30.748	51.242	270.0	4:01.360
3	1	1:53.491	33.766	29.536	50.189	274.8	5:54.851
4	1	1:54.654	33.397	30.476	50.781	261.5	7:49.505
5	1	1:55.340	33.454	30.119	51.767	276.2	9:44.845
6	1	1:53.220	33.368	29.484	50.368	274.8	11:38.065

EUROPEAN LE MANS SERIES

4 HOURS OF LE CASTELLET

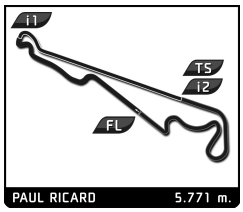

ELMS Collective Test Day
4 Hours of Le Castellet
Morning Test

Sector Analysis

Lap under Red Flag | ~~Invalidated Lap~~ | Personal Best | Session Best | **B** Crossing the pit lane

Lap	D	Time	Sector 1	Sector 2	Sector 3	T. Spd	Elapsed
7	1	2:03.020 B	33.255	29.337	1:00.428	275.5	13:41.085
8	1	9:54.463	8:34.709	29.544	50.210	272.0	23:35.548
9	1	1:52.335	33.043	29.579	49.713	272.7	25:27.883
10	1	1:53.059	33.307	30.164	49.588	272.7	27:20.942
11	1	1:53.596	33.293	29.367	50.936	273.4	29:14.538
12	1	1:57.309	36.941	30.230	50.138	274.1	31:11.847
13	1	1:53.215	33.715	29.472	50.028	276.9	33:05.062
14	1	2:01.319 B	35.458	29.587	56.274	274.8	35:06.381
15	2	3:50.179	2:27.600	30.129	52.450	274.1	38:56.560
16	2	1:55.259	33.728	30.306	51.225	273.4	40:51.819
17	2	1:55.531	33.946	29.937	51.648	275.5	42:47.350
18	2	1:53.701	33.550	29.665	50.486	277.6	44:41.051
19	2	1:54.319	34.047	29.561	50.711	274.8	46:35.370
20	2	1:53.385	33.458	29.402	50.525	274.8	48:28.755
21	2	1:52.456	32.825	29.444	50.187	274.1	50:21.211
22	2	1:52.428	33.160	29.386	49.882	273.4	52:13.639
23	2	1:52.734	33.002	29.297	50.435	275.5	54:06.373
24	2	1:54.610	33.202	30.789	50.619	273.4	56:00.983
25	2	1:51.874	32.840	29.260	49.774	275.5	57:52.857
26	2	2:01.619 B	34.450	29.267	57.902	280.5	59:54.476
27	1	4:06.827	2:42.344	31.919	52.564	261.5	1:04:01.303
28	1	1:52.202	32.886	29.193	50.123	278.4	1:05:53.505
29	1	1:51.019	32.659	29.285	49.075	274.8	1:07:44.524
30	1	1:52.842	32.811	29.275	50.756	274.1	1:09:37.366
31	1	1:50.940	32.697	29.224	49.019	274.8	1:11:28.306
32	1	2:09.358 B	34.902	32.188	1:02.268	235.8	1:13:37.664
33	1	3:58.718	2:39.719	29.416	49.583	272.0	1:17:36.382
34	1	1:51.741	33.174	29.356	49.211	272.7	1:19:28.123
35	1	1:50.863	32.483	29.406	48.974	273.4	1:21:18.986
36	1	1:52.262	33.000	29.308	49.954	275.5	1:23:11.248
37	1	1:50.730	32.505	29.261	48.964	276.2	1:25:01.978
38	1	1:50.757	32.485	29.230	49.042	275.5	1:26:52.735
39	1	2:01.033 B	36.016	29.444	55.573	273.4	1:28:53.768
40	2	4:11.052	2:41.679	29.715	59.658	273.4	1:33:04.820
41	2	1:53.284	33.673	29.482	50.129	276.2	1:34:58.104
42	2	1:52.242	32.900	29.565	49.777	274.1	1:36:50.346
43	2	1:51.637	32.656	29.294	49.687	277.6	1:38:41.983
44	2	1:59.010	32.607	29.295	57.108	280.5	1:40:40.993
45	2	1:51.972	32.577	29.247	50.148	277.6	1:42:32.965
46	2	2:00.547 B	33.410	29.429	57.708	277.6	1:44:33.512
47	2	3:51.355	2:23.896	29.614	57.845	273.4	1:48:24.867
48	2	1:51.950	32.854	29.519	49.577	274.8	1:50:16.817
49	2	1:51.495	32.688	29.372	49.435	276.2	1:52:08.312
50	2	1:59.575	32.787	29.305	57.483	278.4	1:54:07.887
51	2	2:08.032 B	37.617	29.964	1:00.451	276.9	1:56:15.919

11 **Eurointernational** — Ligier JS P320 - Nissan
1.Andrea DROMEDARI 3.Joey ALDERS 2.Jacopo BARATTO — LMP3

Lap	D	Time	Sector 1	Sector 2	Sector 3	T. Spd	Elapsed
1	3	2:11.385	46.425	31.039	53.921	259.6	2:11.385
2	3	1:56.986	34.697	30.111	52.178	270.0	4:08.371
3	3	1:54.856	33.844	30.001	51.011	270.0	6:03.227
4	3	1:54.038	33.687	29.958	50.393	273.4	7:57.265
5	3	1:55.604	33.645	29.704	52.255	272.0	9:52.869
6	3	1:55.361	33.437	29.774	52.150	272.0	11:48.230
7	3	1:53.337	33.295	29.928	50.114	272.0	13:41.567
8	3	1:53.468	33.451	29.710	50.307	270.7	15:35.035
9	3	1:52.950	33.142	29.443	50.365	275.5	17:27.985
10	3	2:08.240 B	33.136	29.483	1:05.621	272.7	19:36.225
11	3	3:11.821	1:50.151	30.083	51.587	266.0	22:48.046
12	3	1:53.050	33.354	29.640	50.056	274.1	24:41.096
13	3	1:52.828	33.266	29.653	49.909	273.4	26:33.924
14	3	1:53.261	33.259	29.688	50.314	273.4	28:27.185
15	3	1:53.189	33.787	29.578	49.824	272.0	30:20.374
16	3	1:52.737	33.063	29.646	50.028	274.1	32:13.111
17	3	1:52.552	33.334	29.604	49.614	273.4	34:05.663
18	3	1:53.505	33.288	29.645	50.572	271.4	35:59.168
19	3	1:52.376	33.069	29.513	49.794	274.1	37:51.544
20	3	1:53.796	34.055	29.435	50.306	281.2	39:45.340
21	3	1:52.512	33.286	29.636	49.590	273.4	41:37.852
22	3	1:52.184	32.844	29.925	49.415	273.4	43:30.036
23	3	1:51.525	32.674	29.445	49.406	272.7	45:21.561
24	3	1:51.473	32.682	29.436	49.355	272.0	47:13.034
25	3	1:59.907 B	33.425	29.651	56.831	271.4	49:12.941
26	1	4:39.111	3:07.408	35.812	55.891	229.8	53:52.052
27	1	1:59.592	34.823	30.242	54.527	272.0	55:51.644
28	1	1:57.701	34.443	30.219	53.039	272.7	57:49.345
29	1	1:58.132	34.363	29.752	54.017	276.2	59:47.477
30	1	1:58.034	35.068	29.864	53.102	276.2	1:01:45.511
31	1	1:56.256	34.334	29.995	51.927	270.0	1:03:41.767
32	1	1:55.764	33.947	30.017	51.800	270.0	1:05:37.531
33	1	1:56.893	34.737	29.960	52.196	272.0	1:07:34.424
34	1	1:56.919	34.013	29.954	52.952	270.0	1:09:31.343
35	1	1:56.181	34.094	29.971	52.116	270.7	1:11:27.524
36	1	1:56.232	34.421	29.972	51.839	272.7	1:13:23.756
37	1	1:55.104	33.821	29.760	51.523	270.7	1:15:18.860
38	1	1:54.995	33.776	29.803	51.416	272.0	1:17:13.855
39	1	1:58.532	34.046	30.081	54.405	270.7	1:19:12.387
40	1	1:55.171	33.728	29.894	51.549	271.4	1:21:07.558
41	1	1:55.411	33.745	29.813	51.853	272.0	1:23:02.969
42	1	2:02.844 B	33.752	29.933	59.159	273.4	1:25:05.813
43	3	13:57.711	...	30.143	51.015	260.2	1:39:03.524
44	3	1:51.732	32.725	29.688	49.319	272.7	1:40:55.256
45	3	1:51.187	32.669	29.484	49.034	276.2	1:42:46.443
46	3	1:52.619	32.454	29.426	50.739	276.2	1:44:39.062
47	3	1:51.016	32.617	29.530	48.869	275.5	1:46:30.078
48	3	1:51.537	32.600	29.603	49.334	272.7	1:48:21.615
49	3	1:50.865	32.471	29.384	49.010	277.6	1:50:12.480
50	3	1:52.442	32.665	29.455	50.322	277.6	1:52:04.922
51	3	1:51.645	32.891	29.692	49.062	277.6	1:53:56.567
52	3	1:50.871	32.591	29.416	48.864	275.5	1:55:47.438

12 **Racing Experience** — Duqueine M30 - D08 - Nissan
1.David HAUSER 3.Tom CLOET 2.Gary HAUSER — LMP3

Lap	D	Time	Sector 1	Sector 2	Sector 3	T. Spd	Elapsed
1	1	3:17.034	1:46.749	31.723	58.562	257.1	3:17.034
2	1	1:58.862	35.519	29.929	53.414	272.7	5:15.896
3	1	1:57.432	35.173	29.623	52.636	274.8	7:13.328

EUROPEAN LE MANS SERIES

4 HOURS OF LE CASTELLET

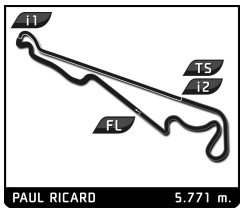

ELMS Collective Test Day
4 Hours of Le Castellet
Morning Test

Sector Analysis

Lap under Red Flag | ~~Invalidated Lap~~ | Personal Best | Session Best | **B** Crossing the pit lane

Lap	D	Time	Sector 1	Sector 2	Sector 3	T. Spd	Elapsed
4	1	1:55.129	33.880	29.554	51.695	274.1	9:08.457
5	1	1:55.214	33.953	29.515	51.746	274.8	11:03.671
6	1	1:53.947	33.578	29.470	50.899	276.2	12:57.618
7	1	22:17.713 B	33.480	29.487	...	276.2	35:15.331
8	1	2:13.025	51.167	29.983	51.875	271.4	37:28.356
9	1	1:55.626	34.898	29.630	51.098	272.7	39:23.982
10	1	1:53.442	33.310	29.547	50.585	274.8	41:17.424
11	1	1:52.893	33.183	29.419	50.291	275.5	43:10.317
12	1	1:53.321	33.025	29.281	51.015	279.1	45:03.638
13	1	1:52.509	32.941	29.285	50.283	276.9	46:56.147
14	1	1:52.031	33.020	29.201	49.810	278.4	48:48.178
15	1	1:51.639	32.829	29.092	49.718	279.8	50:39.817
16	1	9:17.555 B	32.623	29.323	8:15.609	279.1	59:57.372
17	2	2:19.283	53.195	29.924	56.164	272.7	1:02:16.655
18	2	2:00.051	34.575	29.651	55.825	276.9	1:04:16.706
19	2	1:53.735	33.411	29.391	50.933	275.5	1:06:10.441
20	2	1:54.506	33.032	29.210	52.264	279.8	1:08:04.947
21	2	1:53.822	33.278	29.206	51.338	276.9	1:09:58.769
22	2	1:53.658	33.368	29.234	51.056	279.1	1:11:52.427
23	2	1:53.150	33.045	29.182	50.923	277.6	1:13:45.577
24	2	1:52.541	33.487	29.302	49.752	277.6	1:15:38.118
25	2	1:52.089	32.850	29.278	49.961	277.6	1:17:30.207
26	2	3:52.199 B	32.922	29.246	2:50.031	276.9	1:21:22.406
27	3	2:19.300	53.815	30.460	55.025	272.7	1:23:41.706
28	3	1:59.354	34.632	30.917	53.805	275.5	1:25:41.060
29	3	1:57.669	34.449	30.043	53.177	276.9	1:27:38.729
30	3	1:56.879	34.548	29.795	52.536	275.5	1:29:35.608
31	3	1:58.223	34.963	31.060	52.200	274.8	1:31:33.831
32	3	1:56.651	34.301	30.011	52.339	275.5	1:33:30.482
33	3	1:56.481	34.575	30.019	51.887	275.5	1:35:26.963
34	3	1:55.356	34.329	29.684	51.343	275.5	1:37:22.319
35	3	1:57.555	34.946	29.656	52.953	277.6	1:39:19.874
36	3	1:56.133	34.327	29.827	51.979	276.2	1:41:16.007
37	3	1:54.624	34.048	29.468	51.108	279.8	1:43:10.631
38	3	1:54.745	33.705	29.675	51.365	275.5	1:45:05.376
39	3	1:55.562	33.783	29.486	52.293	277.6	1:47:00.938
40	3	1:57.133	35.943	29.625	51.565	279.8	1:48:58.071
41	3	1:55.625	34.233	29.399	51.993	281.2	1:50:53.696
42	3	2:03.340	39.492	30.408	53.440	279.1	1:52:57.036
43	3	1:55.338	33.967	29.901	51.470	278.4	1:54:52.374
44	3	1:54.832	33.976	29.739	51.117	279.1	1:56:47.206

13 **Inter Europol Competition** — Ligier JS P320 - Nissan — LMP3
1.Martin HIPPE 3.Ulysse DE PAUW 2.Ugo DE WILDE

Lap	D	Time	Sector 1	Sector 2	Sector 3	T. Spd	Elapsed
1	3	4:16.326	2:36.602	34.120	1:05.604	254.7	4:16.326
2	3	2:18.045 B	39.743	31.207	1:07.095	257.1	6:34.371
3	3	13:30.384	...	34.157	58.505	222.2	20:04.755
4	3	1:59.156	36.311	29.695	53.150	282.0	22:03.911
5	3	1:57.191	35.121	29.551	52.519	280.5	24:01.102
6	3	1:56.349	34.488	29.422	52.439	282.7	25:57.451
7	3	1:56.461	34.420	29.428	52.613	283.5	27:53.912
8	3	1:55.820	34.728	29.435	51.657	284.2	29:49.732
9	3	2:08.125 B	34.577	31.408	1:02.140	264.1	31:57.857
10	2	12:31.422	...	29.931	52.762	279.8	44:29.279
11	2	1:54.172	34.057	29.304	50.811	283.5	46:23.451
12	2	1:53.835	33.739	29.146	50.950	284.2	48:17.286
13	2	1:53.025	33.357	29.151	50.517	284.2	50:10.311
14	2	1:53.322	33.289	28.986	51.047	285.7	52:03.633
15	2	1:52.923	33.349	28.976	50.598	287.2	53:56.556
16	2	2:02.674 B	33.177	28.946	1:00.551	286.5	55:59.230
17	1	14:39.552	...	29.740	56.213	276.9	1:10:38.782
18	1	1:55.606	34.053	29.445	52.108	280.5	1:12:34.388
19	1	1:55.424	34.240	29.344	51.840	279.1	1:14:29.812
20	1	1:55.262	33.936	29.377	51.949	278.4	1:16:25.074
21	1	1:53.719	33.715	29.470	50.534	279.1	1:18:18.793
22	1	1:57.580	33.979	29.295	54.306	283.5	1:20:16.373
23	1	2:04.810 B	34.779	29.962	1:00.069	279.1	1:22:21.183
24	2	17:10.820	...	30.214	55.233	276.9	1:39:32.003
25	2	1:51.897	32.940	29.114	49.843	279.8	1:41:23.900
26	2	1:51.171	32.758	29.146	49.267	282.0	1:43:15.071
27	2	1:51.223	32.593	29.047	49.583	282.0	1:45:06.294
28	2	1:53.386	33.168	29.133	51.085	282.0	1:46:59.680
29	2	1:58.964 B	32.653	29.033	57.278	282.0	1:48:58.644
30	3	4:03.206	2:42.276	29.345	51.585	282.0	1:53:01.850
31	3	1:52.825	33.549	29.272	50.004	283.5	1:54:54.675
32	3	1:52.786	33.119	29.087	50.580	285.7	1:56:47.461

14 **Inter Europol Competition** — Ligier JS P320 - Nissan — LMP3
1.Julius ADOMAVICIUS 3.Mattia PASINI 2.Mateusz KAPRZYK

Lap	D	Time	Sector 1	Sector 2	Sector 3	T. Spd	Elapsed
1	2	42:44.814	...	31.691	56.042	275.5	42:44.814
2	2	1:59.001	35.627	30.160	53.214	266.0	44:43.815
3	2	1:57.438	34.593	30.422	52.423	282.7	46:41.253
4	2	1:58.416	36.383	29.611	52.422	284.2	48:39.669
5	2	1:55.734	34.072	29.511	52.151	285.7	50:35.403
6	2	1:55.835	34.202	29.411	52.222	285.7	52:31.238
7	2	1:55.775	33.803	29.222	52.750	288.8	54:27.013
8	2	2:03.630 B	35.185	29.418	59.027	287.2	56:30.643
9	2	6:04.958	4:41.966	29.608	53.384	279.1	1:02:35.601
10	2	1:54.565	33.746	29.460	51.359	280.5	1:04:30.166
11	2	1:54.664	33.631	29.552	51.481	279.1	1:06:24.830
12	2	1:55.020	33.457	29.371	52.192	280.5	1:08:19.850
13	2	1:57.567	34.122	30.391	53.054	274.1	1:10:17.417
14	2	1:53.937	33.460	29.277	51.200	282.0	1:12:11.354
15	2	2:01.192 B	33.900	29.435	57.857	279.8	1:14:12.546
16	1	7:44.873 B	5:50.530	30.153	1:24.190	275.5	1:21:57.419
17	1	5:47.511	4:07.077	29.864	1:10.570	273.4	1:27:44.930
18	1	1:57.286	34.212	30.020	53.054	277.6	1:29:42.216
19	1	1:58.096	34.882	29.750	53.464	276.9	1:31:40.312
20	1	1:57.901	34.155	29.669	54.077	277.6	1:33:38.213
21	1	1:55.901	34.306	29.648	51.947	276.2	1:35:34.114
22	1	1:55.022	33.596	29.603	51.823	277.6	1:37:29.136
23	1	1:56.130	34.738	29.587	51.805	280.5	1:39:25.266
24	1	2:01.819 B	33.606	29.641	58.572	279.1	1:41:27.085
25	1	9:22.123	7:59.202	30.075	52.846	280.5	1:50:49.208
26	1	1:56.164	34.881	29.672	51.611	281.2	1:52:45.372
27	1	1:54.822	33.717	29.548	51.557	279.1	1:54:40.194

EUROPEAN LE MANS SERIES

4 HOURS OF LE CASTELLET

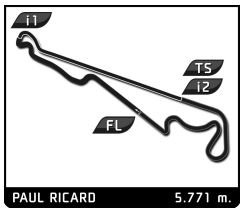

ELMS Collective Test Day
4 Hours of Le Castellet
Morning Test

Sector Analysis

Lap under Red Flag | ~~Invalidated Lap~~ | Personal Best | Session Best | **B** Crossing the pit lane

Lap	D	Time	Sector 1	Sector 2	Sector 3	T. Spd	Elapsed
28	1	1:56.028	34.600	29.562	51.866	281.2	1:56:36.222

15 RLR MSport — Ligier JS P320 - Nissan — LMP3
1.Michael BENHAM 2.Alex KAPADIA 3.Malthe JAKOBSEN

Lap	D	Time	Sector 1	Sector 2	Sector 3	T. Spd	Elapsed
1	3	2:07.871	44.757	30.459	52.655	274.1	2:07.871
2	3	1:54.842	33.900	29.652	51.290	279.1	4:02.713
3	3	1:52.865	33.443	29.217	50.205	282.7	5:55.578
4	3	1:52.558	33.193	29.134	50.231	283.5	7:48.136
5	3	1:52.525	33.047	29.218	50.260	281.2	9:40.661
6	3	1:51.466	32.919	29.107	49.440	282.0	11:32.127
7	3	1:52.121	33.015	29.268	49.838	281.2	13:24.248
8	3	1:51.842	33.304	29.121	49.417	282.0	15:16.090
9	3	1:51.964	32.657	29.053	50.254	285.0	17:08.054
10	3	3:57.073 B	33.121	29.028	2:54.924	282.7	21:05.127
11	2	2:16.015	53.859	30.189	51.967	280.5	23:21.142
12	2	1:53.517	33.490	29.390	50.637	280.5	25:14.659
13	2	1:54.656	33.124	31.040	50.492	279.1	27:09.315
14	2	1:53.512	33.588	29.501	50.423	280.5	29:02.827
15	2	1:52.864	33.056	29.187	50.621	281.2	30:55.691
16	2	1:51.909	32.834	29.099	49.976	285.0	32:47.600
17	2	1:53.714	32.803	29.135	51.776	284.2	34:41.314
18	2	1:52.526	33.008	29.366	50.152	282.0	36:33.840
19	2	1:52.376	32.895	29.020	50.461	282.7	38:26.216
20	2	5:29.647 B	33.191	29.132	4:27.324	283.5	43:55.863
21	1	2:14.778	52.001	29.675	53.102	276.2	46:10.641
22	1	3:31.320 B	44.003	29.521	2:17.796	278.4	49:41.961
23	1	2:10.848	49.649	29.506	51.693	276.9	51:52.809
24	1	1:56.465	33.652	29.434	53.379	280.5	53:49.274
25	1	1:55.948	34.334	29.546	52.068	277.6	55:45.222
26	1	1:53.870	33.513	29.483	50.874	279.1	57:39.092
27	1	1:53.688	33.462	29.498	50.728	277.6	59:32.780
28	1	1:53.527	33.275	29.484	50.768	278.4	1:01:26.307
29	1	1:54.062	33.167	29.376	51.519	278.4	1:03:20.369
30	1	1:54.412	34.634	29.305	50.473	281.2	1:05:14.781
31	1	8:26.349 B	34.494	30.152	7:21.703	274.8	1:13:41.130
32	3	3:29.071 B	50.475	29.442	2:09.154	276.9	1:17:10.201
33	3	2:09.330	50.450	29.280	49.600	277.6	1:19:19.531
34	3	1:52.061	32.531	29.110	50.420	283.5	1:21:11.592
35	3	1:50.891	32.451	29.031	49.409	280.5	1:23:02.483
36	3	1:50.352	32.440	29.098	48.814	279.8	1:24:52.835
37	3	1:50.347	32.494	29.074	48.779	282.0	1:26:43.182
38	3	1:50.562	32.482	29.029	49.051	282.7	1:28:33.744
39	3	4:15.252 B	33.396	29.278	3:12.578	284.2	1:32:48.996
40	3	2:09.932	50.171	29.444	50.317	282.0	1:34:58.928
41	3	1:52.662	32.928	29.386	50.348	282.7	1:36:51.590
42	3	1:52.025	32.740	29.251	50.034	284.2	1:38:43.615
43	3	1:52.227	33.056	29.343	49.828	283.5	1:40:35.842
44	3	1:54.698	33.815	29.243	51.640	285.7	1:42:30.540
45	3	1:51.565	32.864	29.276	49.425	283.5	1:44:22.105
46	3	3:14.928 B	33.060	29.341	2:12.527	283.5	1:47:37.033
47	2	2:11.585	50.890	29.255	51.440	287.2	1:49:48.618
48	2	1:53.330	33.546	29.329	50.455	282.0	1:51:41.948
49	2	1:53.231	33.541	29.312	50.378	283.5	1:53:35.179
50	2	1:52.821	33.285	29.365	50.171	282.7	1:55:28.000

17 IDEC Sport — Oreca 07 - Gibson — LMP2 P/A
1.Dwight MERRIMAN 2.Kyle TILLEY 3.Gabriel AUBRY

Lap	D	Time	Sector 1	Sector 2	Sector 3	T. Spd	Elapsed
1	2	10:24.305	9:02.425	30.082	51.798	281.2	10:24.305
2	2	12:28.468 B	33.316	28.492	...	286.5	22:52.773
3	2	2:08.463	50.950	28.489	49.024	285.0	25:01.236
4	2	1:49.954	33.446	28.273	48.235	282.7	26:51.190
5	2	1:50.627	32.508	28.084	50.035	288.0	28:41.817
6	2	1:48.355	32.365	27.954	48.036	288.8	30:30.172
7	2	1:47.992	31.877	27.918	48.197	289.5	32:18.164
8	2	1:47.859	32.521	27.995	47.343	288.0	34:06.023
9	2	1:47.042	31.743	27.955	47.344	287.2	35:53.065
10	2	1:47.493	31.976	27.997	47.520	288.8	37:40.558
11	2	12:54.546 B	32.611	27.799	...	287.2	50:35.104
12	2	2:09.791	50.022	28.442	51.327	284.2	52:44.895
13	2	4:49.475 B	31.793	28.109	3:49.573	287.2	57:34.370
14	3	2:13.707	55.249	28.536	49.922	289.5	59:48.077
15	3	1:49.976	32.535	29.480	47.961	285.0	1:01:38.053
16	3	1:46.687	31.500	27.855	47.332	289.5	1:03:24.740
17	3	1:45.643	31.177	27.815	46.651	291.9	1:05:10.383
18	3	1:48.016	31.468	27.767	48.781	291.1	1:06:58.399
19	3	1:50.387	30.902	27.709	51.776	290.3	1:08:48.786
20	3	1:46.927	31.009	27.685	48.233	291.1	1:10:35.713
21	3	1:44.841	30.857	27.550	46.434	291.9	1:12:20.554
22	3	1:49.509	30.876	27.499	51.134	292.7	1:14:10.063
23	3	9:49.474 B	31.058	27.571	8:50.845	290.3	1:23:59.537
24	3	2:05.720	49.243	28.292	48.185	288.0	1:26:05.257
25	3	1:48.588	32.640	28.460	47.488	288.0	1:27:53.845
26	3	1:45.903	31.263	27.751	46.889	289.5	1:29:39.748
27	3	1:47.658	31.143	29.173	47.342	289.5	1:31:27.406
28	3	1:44.834	31.043	27.689	46.102	289.5	1:33:12.240
29	3	1:45.897	30.960	27.685	47.252	292.7	1:34:58.137
30	3	1:45.682	30.988	27.694	47.000	291.9	1:36:43.819
31	3	1:47.737	32.190	27.687	47.860	291.9	1:38:31.556
32	3	1:44.897	30.913	27.750	46.234	292.7	1:40:16.453
33	3	3:40.847 B	31.867	27.680	2:41.300	292.7	1:43:57.300
34	2	2:09.684	50.022	28.525	51.137	289.5	1:46:06.984
35	2	1:48.684	32.474	28.343	47.867	289.5	1:47:55.668
36	2	1:51.605	32.666	28.481	50.458	291.9	1:49:47.273
37	2	1:48.493	32.317	28.173	48.003	294.3	1:51:35.766
38	2	1:47.953	32.017	28.002	47.934	295.9	1:53:23.719
39	2	1:50.720	33.393	28.128	49.199	291.9	1:55:14.439

18 1 AIM Villorba Corse — Ligier JS P320 - Nissan — LMP3
1.Alessandro BRESSAN 2.Andreas LASKARATOS 3.Damiano FIORAVANTI

Lap	D	Time	Sector 1	Sector 2	Sector 3	T. Spd	Elapsed
1	1	9:53.360 B	8:10.784	34.815	1:07.761	238.4	9:53.360
2	1	27:14.639	...	30.672	53.694	270.0	37:07.999
3	1	2:01.046	34.862	31.887	54.297	263.4	39:09.045
4	1	1:56.696	34.030	30.203	52.463	270.7	41:05.741
5	1	1:56.887	33.974	30.044	52.869	272.7	43:02.628
6	1	1:55.336	33.623	29.880	51.833	272.7	44:57.964
7	1	1:54.702	34.164	29.778	50.760	272.7	46:52.666

EUROPEAN LE MANS SERIES

4 HOURS OF LE CASTELLET

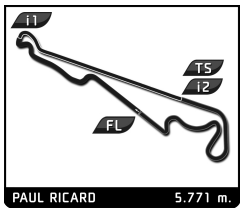

ELMS Collective Test Day
4 Hours of Le Castellet
Morning Test

Sector Analysis

Lap under Red Flag | ~~Invalidated Lap~~ | Personal Best | Session Best | **B** Crossing the pit lane

Lap	D	Time	Sector 1	Sector 2	Sector 3	T. Spd	Elapsed
8	1	1:53.958	33.468	29.661	50.829	272.7	48:46.624
9	1	2:01.414 B	33.798	29.758	57.858	272.7	50:48.038
10	1	13:21.550	...	29.850	51.601	272.0	1:04:09.588
11	1	1:56.199	33.391	29.808	53.000	270.7	1:06:05.787
12	1	1:53.641	33.380	29.712	50.549	273.4	1:07:59.428
13	1	1:56.848	33.318	29.337	54.193	270.0	1:09:56.276
14	1	1:56.708	33.137	29.544	54.027	274.8	1:11:52.984
15	1	1:59.660 B	33.355	29.437	56.868	276.2	1:13:52.644
16	3	16:58.433	...	30.255	51.940	266.7	1:30:51.077
17	3	1:57.841	34.751	31.760	51.330	269.3	1:32:48.918
18	3	1:54.133	33.449	29.854	50.830	274.1	1:34:43.051
19	3	1:59.250	33.299	33.047	52.904	247.1	1:36:42.301
20	3	1:54.084	33.963	29.896	50.225	274.1	1:38:36.385
21	3	1:52.906	32.968	29.732	50.206	274.8	1:40:29.291
22	3	1:55.245	32.891	29.489	52.865	276.2	1:42:24.536
23	3	1:53.770	33.498	29.756	50.516	276.9	1:44:18.306
24	3	1:53.270	33.073	29.629	50.568	275.5	1:46:11.576
25	3	2:02.569 B	34.027	30.027	58.515	272.0	1:48:14.145

19 COOL Racing — Ligier JS P320 - Nissan
1.Nicolas MAULINI 2.Matthew BELL 3.Niklas KRUETTEN — LMP3

Lap	D	Time	Sector 1	Sector 2	Sector 3	T. Spd	Elapsed
1	2	4:12.862 B	2:18.928	39.069	1:14.865	184.9	4:12.862
2	2	56:39.182	...	29.977	50.611	270.0	1:00:52.044
3	2	1:52.005	32.767	29.440	49.798	274.8	1:02:44.049
4	2	1:52.318	32.815	29.381	50.122	277.6	1:04:36.367
5	2	1:52.990	33.904	29.441	49.645	275.5	1:06:29.357
6	2	1:51.601	32.798	29.342	49.461	277.6	1:08:20.958
7	2	1:53.496	33.301	30.074	50.121	274.8	1:10:14.454
8	2	1:55.303	33.927	29.492	51.884	276.9	1:12:09.757
9	2	1:51.803	32.898	29.218	49.687	276.9	1:14:01.560
10	2	2:00.968 B	32.759	29.255	58.954	276.9	1:16:02.528
11	1	3:33.431	2:11.781	29.825	51.825	274.8	1:19:35.959
12	1	1:54.879	33.718	29.869	51.292	274.8	1:21:30.838
13	1	1:53.238	33.401	29.500	50.337	276.2	1:23:24.076
14	1	1:52.781	33.893	29.324	49.564	277.6	1:25:16.857
15	1	1:53.365	34.205	29.391	49.769	277.6	1:27:10.222
16	1	1:53.089	33.297	29.490	50.302	279.8	1:29:03.311
17	1	1:53.181	33.203	29.374	50.604	279.8	1:30:56.492
18	1	2:06.445	44.537	29.539	52.369	275.5	1:33:02.937
19	1	1:59.646 B	33.237	29.437	56.972	277.6	1:35:02.583
20	3	6:33.026	5:12.511	29.627	50.888	276.9	1:41:35.609
21	3	1:54.549	33.828	29.448	51.273	276.9	1:43:30.158
22	3	1:52.785	33.425	29.511	49.849	276.9	1:45:22.943
23	3	1:51.864	32.974	29.388	49.502	276.2	1:47:14.807
24	3	1:54.401	33.019	29.360	52.022	276.9	1:49:09.208
25	3	1:54.363	33.018	29.362	51.983	277.6	1:51:03.571
26	3	1:52.407	32.992	29.283	50.132	280.5	1:52:55.978
27	3	1:51.728	32.846	29.255	49.627	281.2	1:54:47.706
28	3	2:13.995 B	45.553	31.184	57.258	277.6	1:57:01.701

20 Team Virage — Ligier JS P320 - Nissan
1.Rob HODES 2.Garett GRIST 3.Charles CREWS — LMP3

Lap	D	Time	Sector 1	Sector 2	Sector 3	T. Spd	Elapsed
1	2	2:56.018	1:27.892	31.178	56.948	259.6	2:56.018
2	2	2:04.624	36.850	31.143	56.631	257.8	5:00.642
3	2	2:00.032	36.309	30.132	53.591	274.8	7:00.674
4	2	2:04.338	35.725	33.614	54.999	231.8	9:05.012
5	2	2:11.086	42.484	32.247	56.355	244.3	11:16.098
6	2	1:55.054	34.042	29.600	51.412	274.1	13:11.152
7	2	1:53.534	33.467	29.630	50.437	276.9	15:04.686
8	2	1:52.949	33.492	29.273	50.184	277.6	16:57.635
9	2	1:52.459	33.193	29.334	49.932	276.2	18:50.094
10	2	1:51.689	33.033	29.242	49.414	276.2	20:41.783
11	2	2:00.012 B	33.082	29.420	57.510	276.2	22:41.795
12	1	5:23.581	3:57.259	31.459	54.863	273.4	28:05.376
13	1	1:59.111	35.796	30.727	52.588	274.1	30:04.487
14	1	1:57.251	34.725	29.849	52.677	274.8	32:01.738
15	1	1:56.756	34.463	29.897	52.396	274.8	33:58.494
16	1	1:55.977	34.108	29.779	52.090	274.8	35:54.471
17	1	1:56.545	34.870	29.930	51.745	276.2	37:51.016
18	1	1:56.318	34.241	29.704	52.373	278.4	39:47.334
19	1	1:55.507	34.489	29.836	51.182	276.2	41:42.841
20	1	1:55.735	34.138	29.591	52.006	276.9	43:38.576
21	1	2:04.340 B	35.110	29.689	59.541	276.2	45:42.916
22	3	6:11.215	4:50.635	29.672	50.908	275.5	51:54.131
23	3	1:55.771	33.608	29.721	52.442	277.6	53:49.902
24	3	1:55.996	34.530	29.558	51.908	279.8	55:45.898
25	3	1:57.289	33.399	29.671	54.219	276.9	57:43.187
26	3	1:54.064	33.039	30.427	50.598	275.5	59:37.251
27	3	1:53.071	33.025	29.511	50.535	278.4	1:01:30.322
28	3	2:03.708 B	35.417	29.817	58.474	276.2	1:03:34.030
29	2	6:48.581	5:21.181	33.342	54.058	215.1	1:10:22.611
30	2	2:02.070	32.496	29.229	1:00.345	278.4	1:12:24.681
31	2	1:50.833	32.505	29.267	49.061	274.8	1:14:15.514
32	2	1:50.234	32.339	29.026	48.869	277.6	1:16:05.748
33	2	2:06.815	33.309	30.427	1:03.079	267.3	1:18:12.563
34	2	1:57.403 B	32.346	29.302	55.755	278.4	1:20:09.966
35	1	5:03.172	3:40.435	30.256	52.481	274.1	1:25:13.138
36	1	1:54.371	33.639	29.700	51.032	274.8	1:27:07.509
37	1	1:54.270	33.545	29.651	51.074	276.9	1:29:01.779
38	1	1:54.331	33.857	29.611	50.863	276.2	1:30:56.110
39	1	1:54.833	33.632	29.528	51.673	276.2	1:32:50.943
40	1	1:53.828	33.458	29.451	50.919	279.1	1:34:44.771
41	1	1:54.101	33.282	29.360	51.459	282.7	1:36:38.872
42	1	1:54.514	33.482	29.331	51.701	282.7	1:38:33.386
43	1	2:03.023 B	33.658	29.312	1:00.053	282.7	1:40:36.409
44	3	4:52.389	3:32.303	29.850	50.236	276.9	1:45:28.798
45	3	1:52.171	32.909	29.358	49.904	279.1	1:47:20.969
46	3	1:52.006	32.765	29.755	49.486	276.9	1:49:12.975
47	3	1:51.869	32.855	29.557	49.457	279.1	1:51:04.844
48	3	2:00.769	33.327	29.363	58.079	281.2	1:53:05.613
49	3	1:51.536	32.700	29.361	49.475	279.8	1:54:57.149
50	3	1:52.172	32.687	29.382	50.103	279.8	1:56:49.321

22 United Autosports — Oreca 07 - Gibson
1.Phil HANSON 2.Jonathan ABERDEIN 3.Tom GAMBLE — LMP2

Lap	D	Time	Sector 1	Sector 2	Sector 3	T. Spd	Elapsed
1	1	4:34.613	3:17.113	28.219	49.281	293.5	4:34.613

EUROPEAN LE MANS SERIES

4 HOURS OF LE CASTELLET

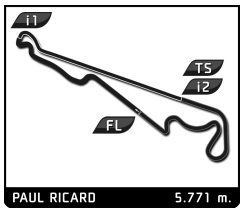

ELMS Collective Test Day
4 Hours of Le Castellet
Morning Test

Sector Analysis

Lap under Red Flag | ~~Invalidated Lap~~ | Personal Best | Session Best | **B** Crossing the pit lane

Lap	D	Time	Sector 1	Sector 2	Sector 3	T. Spd	Elapsed
2	1	11:14.950 B	32.142	27.810	...	298.3	15:49.563
3	1	2:03.800	48.566	27.922	47.312	291.1	17:53.363
4	1	1:45.901	31.551	27.624	46.726	293.5	19:39.264
5	1	1:45.240	31.419	27.558	46.263	291.9	21:24.504
6	1	1:46.129	31.903	27.695	46.531	295.1	23:10.633
7	1	1:58.443	32.431	27.624	58.388	295.1	25:09.076
8	1	8:00.413 B	31.751	27.538	7:01.124	295.9	33:09.489
9	1	2:05.387	47.979	27.648	49.760	298.3	35:14.876
10	1	1:47.187	31.479	27.414	48.294	301.7	37:02.063
11	1	1:48.709	31.871	27.570	49.268	300.8	38:50.772
12	1	1:45.583	31.011	27.207	47.365	302.5	40:36.355
13	1	1:46.707	33.208	27.368	46.131	303.4	42:23.062
14	1	6:47.289 B	31.470	27.820	5:47.999	303.4	49:10.351
15	1	2:04.577	48.305	27.517	48.755	300.0	51:14.928
16	1	1:44.425	30.761	27.333	46.331	300.0	52:59.353
17	1	1:43.793	30.709	27.244	45.840	298.3	54:43.146
18	1	7:07.915 B	31.116	27.771	6:09.028	299.2	1:01:51.061
19	1	2:02.625	47.806	27.528	47.291	302.5	1:03:53.686
20	1	1:46.235	30.839	27.205	48.191	302.5	1:05:39.921
21	1	1:46.782	31.494	27.436	47.852	304.2	1:07:26.703
22	1	3:27.582 B	30.791	27.710	2:29.081	296.7	1:10:54.285
23	3	2:09.274	49.428	27.737	52.109	299.2	1:13:03.559
24	3	1:47.066	32.278	27.527	47.261	297.5	1:14:50.625
25	3	1:47.339	31.064	27.347	48.928	302.5	1:16:37.964
26	3	1:44.630	30.981	27.375	46.274	298.3	1:18:22.594
27	3	1:45.246	30.914	27.515	46.817	300.8	1:20:07.840
28	3	1:49.936	31.008	27.381	51.547	304.2	1:21:57.776
29	3	1:45.131	30.923	27.326	46.882	302.5	1:23:42.907
30	3	9:21.165 B	32.315	27.350	8:21.500	298.3	1:33:04.072
31	3	2:08.984	48.221	27.926	52.837	299.2	1:35:13.056
32	3	1:44.318	30.715	27.373	46.230	300.0	1:36:57.374
33	3	3:32.523 B	30.734	27.247	2:34.542	302.5	1:40:29.897
34	3	2:15.353	49.193	31.911	54.249	282.7	1:42:45.250
35	3	1:52.060	30.932	27.239	53.889	299.2	1:44:37.310
36	3	2:46.998 B	30.766	27.208	1:49.024	303.4	1:47:24.308
37	2	2:04.698	48.853	27.486	48.359	299.2	1:49:29.006
38	2	1:46.964	31.758	27.525	47.681	305.1	1:51:15.970
39	2	1:46.087	31.383	27.332	47.372	301.7	1:53:02.057
40	2	1:45.973	31.389	27.317	47.267	304.2	1:54:48.030
41	2	1:46.505	31.174	27.351	47.980	305.1	1:56:34.535

24 Algarve Pro Racing — Oreca 07 - Gibson, LMP2
1.Diego MENCHACA 2.Ferdinand HABSBURG 3.Richard BRADLEY

Lap	D	Time	Sector 1	Sector 2	Sector 3	T. Spd	Elapsed
1	3	5:47.477	4:24.092	29.460	53.925	285.7	5:47.477
2	3	1:59.542 B	33.298	28.178	58.066	289.5	7:47.019
3	3	15:03.199	...	28.157	49.908	291.1	22:50.218
4	3	1:47.452	32.013	27.879	47.560	291.1	24:37.670
5	3	1:47.279	31.960	27.787	47.532	293.5	26:24.949
6	3	1:47.148	31.853	27.826	47.469	293.5	28:12.097
7	3	1:50.497	31.697	27.812	50.988	299.2	30:02.594
8	3	1:46.800	31.478	27.686	47.636	294.3	31:49.394
9	3	1:53.760 B	31.548	27.637	54.575	295.1	33:43.154
10	2	7:41.722	6:21.547	28.853	51.322	291.9	41:24.876
11	2	1:50.609	32.815	28.383	49.411	293.5	43:15.485
12	2	1:50.866	32.588	28.267	50.011	294.3	45:06.351
13	2	1:50.425	32.976	28.447	49.002	293.5	46:56.776
14	2	1:49.934	33.041	28.161	48.732	293.5	48:46.710
15	2	1:48.631	31.986	27.920	48.725	296.7	50:35.341
16	2	1:47.161	31.792	28.065	47.304	293.5	52:22.502
17	2	1:46.563	31.445	27.685	47.433	297.5	54:09.065
18	2	1:50.132	31.300	28.198	50.634	291.1	55:59.197
19	2	1:54.951 B	31.548	27.689	55.714	295.9	57:54.148
20	1	9:16.344	7:57.008	28.781	50.555	292.7	1:07:10.492
21	1	1:51.758	32.373	27.910	51.475	295.1	1:09:02.250
22	1	1:49.611	32.235	27.919	49.457	293.5	1:10:51.861
23	1	1:53.330	34.281	28.876	50.173	294.3	1:12:45.191
24	1	2:02.425 B	34.008	28.511	59.906	291.1	1:14:47.616
25	1	12:31.595	...	28.277	49.319	291.9	1:27:19.211
26	1	1:59.595 B	32.032	28.084	59.479	293.5	1:29:18.806
27	1	3:18.404	1:59.619	28.205	50.580	295.9	1:32:37.210
28	1	1:50.863	31.770	27.815	51.278	295.1	1:34:28.073
29	1	1:49.121	32.605	27.864	48.652	294.3	1:36:17.194
30	1	1:47.635	31.812	27.994	47.829	295.9	1:38:04.829
31	1	1:47.415	31.758	27.796	47.861	296.7	1:39:52.244
32	1	1:47.405	31.829	27.862	47.714	295.9	1:41:39.649
33	1	1:47.126	31.745	27.764	47.617	295.1	1:43:26.775
34	1	1:46.737	31.544	27.897	47.296	295.9	1:45:13.512
35	1	1:47.941	31.381	28.219	48.341	299.2	1:47:01.453
36	1	1:48.388	31.906	27.904	48.578	297.5	1:48:49.841
37	1	1:46.912	31.561	27.977	47.374	297.5	1:50:36.753
38	1	1:46.729	31.407	27.850	47.472	295.9	1:52:23.482
39	1	1:47.380	31.748	27.755	47.877	297.5	1:54:10.862
40	1	1:50.427	32.062	29.381	48.984	273.4	1:56:01.289

25 G-Drive Racing — Aurus 01 - Gibson, LMP2 P/A
1.John FALB 2.Rui ANDRADE 3.Roberto MERHI

Lap	D	Time	Sector 1	Sector 2	Sector 3	T. Spd	Elapsed
1	1	2:51.689 B	1:06.321	39.576	1:05.792	203.0	2:51.689
2	1	24:17.498	...	41.406	1:01.667	234.3	27:09.187
3	1	2:20.659	39.535	43.055	58.069	158.4	29:29.846
4	1	2:11.661	39.455	40.490	51.716	191.8	31:41.507
5	1	2:08.502 B	33.662	30.856	1:03.984	242.7	33:50.009
6	1	32:00.496	...	30.767	49.886	278.4	1:05:50.505
7	1	1:49.461	32.509	28.287	48.665	289.5	1:07:39.966
8	1	1:49.475	32.369	27.963	49.143	292.7	1:09:29.441
9	1	1:47.815	31.810	27.918	48.087	292.7	1:11:17.256
10	1	1:47.361	31.672	27.857	47.832	292.7	1:13:04.617
11	1	1:46.927	31.689	27.814	47.424	294.3	1:14:51.544
12	1	1:47.461	31.603	27.874	47.984	292.7	1:16:39.005
13	1	1:47.207	31.435	27.696	48.076	293.5	1:18:26.212
14	1	1:47.494	31.456	27.786	48.252	294.3	1:20:13.706
15	1	1:58.539 B	32.908	27.917	57.714	295.1	1:22:12.245
16	2	5:00.118	3:39.600	30.389	50.129	296.7	1:27:12.363
17	2	1:49.396	32.448	27.743	49.205	295.1	1:29:01.759
18	2	1:50.293	32.197	27.840	50.256	295.9	1:30:52.052
19	2	1:50.185	33.474	27.887	48.824	292.7	1:32:42.237
20	2	1:48.046	32.481	27.811	47.754	295.1	1:34:30.283

EUROPEAN LE MANS SERIES

4 HOURS OF LE CASTELLET

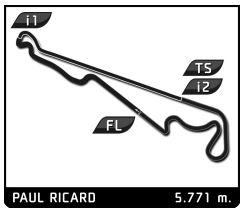

ELMS Collective Test Day
4 Hours of Le Castellet
Morning Test

Sector Analysis

Lap under Red Flag | ~~Invalidated Lap~~ | Personal Best | Session Best | **B** Crossing the pit lane

Lap	D	Time	Sector 1	Sector 2	Sector 3	T. Spd	Elapsed
21	2	1:49.513	32.468	27.808	49.237	295.1	1:36:19.796
22	2	1:51.243	32.489	27.629	51.125	300.0	1:38:11.039
23	2	1:46.845	31.838	27.635	47.372	295.9	1:39:57.884
24	2	1:56.966 B	31.752	27.597	57.617	296.7	1:41:54.850
25	3	3:22.579	2:02.051	29.881	50.647	289.5	1:45:17.429
26	3	1:55.165	31.845	28.103	55.217	294.3	1:47:12.594
27	3	1:46.463	31.443	27.812	47.208	295.9	1:48:59.057
28	3	1:48.702	32.370	27.762	48.570	300.0	1:50:47.759
29	3	1:45.777	31.265	27.636	46.876	297.5	1:52:33.536
30	3	1:45.836	31.034	27.559	47.243	297.5	1:54:19.372
31	3	1:47.137	31.324	27.462	48.351	300.8	1:56:06.509

26 **G-Drive Racing** — Aurus 01 - Gibson, LMP2
1.Roman RUSINOV 2.Franco COLAPINTO 3.Nyck DE VRIES

Lap	D	Time	Sector 1	Sector 2	Sector 3	T. Spd	Elapsed
1	2	3:23.383	1:52.968	36.655	53.760	199.3	3:23.383
2	2	1:50.315	33.260	28.389	48.666	289.5	5:13.698
3	2	1:51.762	33.130	28.163	50.469	289.5	7:05.460
4	2	1:49.277	32.449	28.237	48.591	291.9	8:54.737
5	2	2:06.524 B	31.677	34.623	1:00.224	199.6	11:01.261
6	2	3:51.572	2:34.915	28.058	48.599	292.7	14:52.833
7	2	1:48.495	33.000	28.099	47.396	292.7	16:41.328
8	2	1:46.617	31.965	27.734	46.918	293.5	18:27.945
9	2	1:45.373	31.296	27.620	46.457	293.5	20:13.318
10	2	2:05.353 B	31.403	34.744	59.206	199.6	22:18.671
11	2	3:50.181	2:34.050	27.751	48.380	296.7	26:08.852
12	2	1:47.599	31.280	29.039	47.280	298.3	27:56.451
13	2	1:47.994	32.703	28.103	47.188	298.3	29:44.445
14	2	1:46.992	31.234	27.476	48.282	302.5	31:31.437
15	2	1:45.064	31.234	27.391	46.439	300.8	33:16.501
16	2	1:47.859	33.400	27.437	47.022	300.0	35:04.360
17	2	2:06.857 B	32.309	34.678	59.870	199.6	37:11.217
18	2	16:09.138	...	28.240	48.090	296.7	53:20.355
19	2	1:46.928	31.390	28.040	47.498	299.2	55:07.283
20	2	1:45.366	31.229	27.279	46.858	300.0	56:52.649
21	2	1:43.957	30.767	27.194	45.996	300.0	58:36.606
22	2	1:55.108 B	31.442	29.504	54.162	297.5	1:00:31.714
23	1	5:05.216	3:48.769	27.836	48.611	297.5	1:05:36.930
24	1	1:47.291	31.703	27.895	47.693	296.7	1:07:24.221
25	1	1:50.249	31.915	27.522	50.812	300.0	1:09:14.470
26	1	1:48.731	32.795	28.091	47.845	301.7	1:11:03.201
27	1	1:48.008	32.272	27.963	47.773	299.2	1:12:51.209
28	1	1:57.633 B	32.537	28.384	56.712	297.5	1:14:48.842
29	1	5:24.295	4:01.387	27.968	54.940	293.5	1:20:13.137
30	1	1:50.147	34.107	28.086	47.954	295.9	1:22:03.284
31	1	1:48.976	33.550	28.236	47.190	293.5	1:23:52.260
32	1	1:48.874	32.266	27.764	48.844	295.9	1:25:41.134
33	1	1:46.101	31.476	27.713	46.912	296.7	1:27:27.235
34	1	1:45.799	31.267	27.637	46.895	294.3	1:29:13.034
35	1	1:46.790	31.094	27.530	48.166	295.1	1:30:59.824
36	1	1:47.724	32.054	27.678	47.992	292.7	1:32:47.548
37	1	1:53.563 B	31.239	27.675	54.649	295.1	1:34:41.111
38	3	4:11.590	2:55.455	27.922	48.213	294.3	1:38:52.701
39	3	1:46.719	31.446	27.766	47.507	294.3	1:40:39.420
40	3	1:46.494	31.369	27.688	47.437	295.1	1:42:25.914
41	3	1:46.590	31.629	27.550	47.411	296.7	1:44:12.504
42	3	1:46.048	31.418	27.787	46.843	296.7	1:45:58.552
43	3	1:55.230 B	32.047	28.286	54.897	294.3	1:47:53.782
44	3	2:02.097	47.454	27.742	46.901	295.1	1:49:55.879
45	3	1:47.520	31.743	28.305	47.472	295.9	1:51:43.399
46	3	1:49.200	31.406	27.620	50.174	300.0	1:53:32.599
47	3	1:44.938	31.063	27.649	46.226	295.9	1:55:17.537

28 **IDEC Sport** — Oreca 07 - Gibson, LMP2
1.Paul LAFARGUE 2.Paul Loup CHATIN 3.Jean-Eric VERGNE

Lap	D	Time	Sector 1	Sector 2	Sector 3	T. Spd	Elapsed
1	2	8:04.780 B	1:21.544	29.061	6:14.175	288.0	8:04.780
2	2	2:05.832	48.106	28.213	49.513	288.0	10:10.612
3	2	1:46.077	31.261	27.796	47.020	294.3	11:56.689
4	2	1:45.948	31.260	28.169	46.519	291.1	13:42.637
5	2	1:47.079	31.330	27.755	47.994	294.3	15:29.716
6	2	1:44.547	30.931	27.592	46.024	298.3	17:14.263
7	2	11:08.214 B	30.861	27.664	...	294.3	28:22.477
8	2	2:06.317	49.748	28.657	47.912	289.5	30:28.794
9	2	1:45.521	31.110	27.783	46.628	292.7	32:14.315
10	2	1:45.116	31.355	27.781	45.980	291.1	33:59.431
11	2	1:45.721	31.851	27.748	46.122	288.8	35:45.152
12	2	9:44.878 B	31.461	28.052	8:45.365	291.1	45:30.030
13	3	2:11.429	51.535	28.507	51.387	291.9	47:41.459
14	3	1:48.005	32.740	28.065	47.200	287.2	49:29.464
15	3	2:47.110 B	31.763	27.993	1:47.354	288.8	52:16.574
16	3	2:06.934	50.244	27.870	48.820	292.7	54:23.508
17	3	1:47.726	31.057	27.675	48.994	291.9	56:11.234
18	3	1:44.918	31.141	27.566	46.211	290.3	57:56.152
19	3	1:48.520	31.897	27.753	48.870	300.8	59:44.672
20	3	1:52.363	31.941	28.520	51.902	285.7	1:01:37.035
21	3	1:44.997	31.089	27.670	46.238	293.5	1:03:22.032
22	3	4:40.038 B	31.395	27.622	3:41.021	291.9	1:08:02.070
23	3	2:06.840	48.984	28.673	49.183	272.0	1:10:08.910
24	3	1:47.259	31.383	27.911	47.965	295.1	1:11:56.169
25	3	1:47.358	31.109	27.701	48.548	292.7	1:13:43.527
26	3	1:44.742	30.964	27.668	46.110	291.9	1:15:28.269
27	3	7:40.043 B	31.233	27.752	6:41.058	291.1	1:23:08.312
28	1	2:11.200	51.705	28.528	50.967	290.3	1:25:19.512
29	1	1:50.884	32.707	29.115	49.062	291.9	1:27:10.396
30	1	1:48.777	32.022	27.996	48.759	291.9	1:28:59.173
31	1	1:50.261	32.268	28.330	49.663	293.5	1:30:49.434
32	1	1:48.259	31.563	27.973	48.723	291.1	1:32:37.693
33	1	1:48.051	32.014	27.764	48.273	294.3	1:34:25.744
34	1	1:47.843	31.735	27.849	48.259	293.5	1:36:13.587
35	1	1:47.947	31.994	28.043	47.910	291.9	1:38:01.534
36	1	1:47.568	31.245	27.795	48.528	294.3	1:39:49.102
37	1	1:47.488	31.996	27.891	47.601	292.7	1:41:36.590
38	1	1:46.912	32.042	27.791	47.079	293.5	1:43:23.502
39	1	1:46.233	31.520	27.955	46.758	292.7	1:45:09.735
40	1	3:50.827 B	31.538	27.884	2:51.405	293.5	1:49:00.562
41	2	2:13.641	51.617	31.066	50.958	282.0	1:51:14.203
42	2	1:44.414	30.922	27.694	45.798	297.5	1:52:58.617

EUROPEAN LE MANS SERIES

4 HOURS OF LE CASTELLET

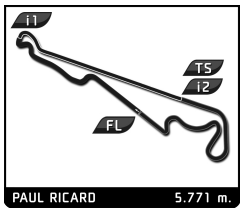

ELMS Collective Test Day
4 Hours of Le Castellet
Morning Test

Sector Analysis

Lap under Red Flag | ~~Invalidated Lap~~ | Personal Best | Session Best | **B** Crossing the pit lane

Lap	D	Time	Sector 1	Sector 2	Sector 3	T. Spd	Elapsed
43	2	1:44.581	30.862	27.824	45.895	294.3	1:54:43.198
44	2	1:50.078	31.218	29.065	49.795	291.9	1:56:33.276

29 **Ultimate** — Oreca 07 - Gibson — LMP2 P/A
1.Matthieu LAHAYE 2.Jean-Baptiste LAHAYE 3.François HERIAU

Lap	D	Time	Sector 1	Sector 2	Sector 3	T. Spd	Elapsed
1	2	3:24.182	2:02.451	28.960	52.771	259.0	3:24.182
2	2	1:55.647	32.958	27.922	54.767	288.0	5:19.829
3	2	1:49.235	33.132	27.866	48.237	293.5	7:09.064
4	2	1:47.935	31.959	27.697	48.279	291.9	8:56.999
5	2	1:46.711	31.445	27.720	47.546	291.1	10:43.710
6	2	1:46.683	32.033	27.745	46.905	291.9	12:30.393
7	2	7:53.295 B	31.166	27.498	6:54.631	291.1	20:23.688
8	2	2:04.072	48.949	27.912	47.211	287.2	22:27.760
9	2	1:44.342	31.052	27.470	45.820	292.7	24:12.102
10	2	1:44.541	30.744	27.485	46.312	291.9	25:56.643
11	2	1:44.908	31.472	27.558	45.878	293.5	27:41.551
12	2	1:45.929	31.314	27.989	46.626	294.3	29:27.480
13	2	1:45.175	31.343	27.524	46.308	293.5	31:12.655
14	2	5:15.390 B	33.296	28.236	4:13.858	294.3	36:28.045
15	3	2:09.539	50.366	28.621	50.552	291.9	38:37.584
16	3	1:51.510	33.018	28.274	50.218	294.3	40:29.094
17	3	1:50.854	32.460	28.219	50.175	292.7	42:19.948
18	3	1:53.881	33.514	28.453	51.914	291.1	44:13.829
19	3	1:50.679	33.001	28.470	49.208	290.3	46:04.508
20	3	1:49.296	32.224	28.208	48.864	291.9	47:53.804
21	3	1:51.816	32.007	27.995	51.814	292.7	49:45.620
22	3	1:50.017	32.768	28.186	49.063	291.9	51:35.637
23	3	1:48.838	32.327	28.025	48.486	292.7	53:24.475
24	3	1:50.266	32.243	27.954	50.069	295.1	55:14.741
25	3	1:50.175	32.111	28.019	50.045	295.1	57:04.916
26	3	1:49.040	32.280	28.177	48.583	291.1	58:53.956
27	3	1:48.651	32.171	28.061	48.419	291.9	1:00:42.607
28	3	1:51.370	32.445	28.033	50.892	294.3	1:02:33.977
29	3	1:48.929	32.623	28.027	48.279	291.1	1:04:22.906
30	3	1:48.809	32.258	28.082	48.469	291.1	1:06:11.715
31	3	16:12.261 B	32.409	27.872	...	292.7	1:22:23.976
32	1	2:08.176	51.428	28.293	48.455	291.1	1:24:32.152
33	1	1:50.673	32.320	28.053	50.300	295.1	1:26:22.825
34	1	1:48.710	32.050	27.887	48.773	295.1	1:28:11.535
35	1	1:47.849	32.561	27.844	47.444	294.3	1:29:59.384
36	1	1:46.083	31.864	27.617	46.602	294.3	1:31:45.467
37	1	1:46.698	31.382	27.566	47.750	296.7	1:33:32.165
38	1	6:06.754 B	31.977	27.767	5:07.010	295.9	1:39:38.919
39	1	2:06.475	48.350	27.627	50.498	294.3	1:41:45.394
40	1	1:46.596	31.811	27.874	46.911	294.3	1:43:31.990
41	1	1:46.886	31.899	28.346	46.641	295.9	1:45:18.876
42	1	1:46.282	31.241	27.695	47.346	295.1	1:47:05.158
43	1	1:47.953	32.041	28.455	47.457	298.3	1:48:53.111
44	1	1:46.889	31.642	28.726	46.521	294.3	1:50:40.000
45	1	1:45.574	31.173	27.576	46.825	296.7	1:52:25.574
46	1	1:46.933	32.314	27.605	47.014	297.5	1:54:12.507
47	1	1:46.479	31.543	27.913	47.023	289.5	1:55:58.986

30 **Duqueine Team** — Oreca 07 - Gibson — LMP2
1.Tristan GOMMENDY 2.Rene BINDER 3.Memo ROJAS

Lap	D	Time	Sector 1	Sector 2	Sector 3	T. Spd	Elapsed
1	1	3:23.596 B	1:54.770	29.096	59.730	288.0	3:23.596
2	1	9:31.018	8:14.202	28.352	48.464	288.0	12:54.614
3	1	1:48.124	32.203	28.529	47.392	289.5	14:42.738
4	1	1:46.149	31.416	27.815	46.918	291.1	16:28.887
5	1	2:17.818 B	45.617	32.614	59.587	231.8	18:46.705
6	1	8:35.319	7:14.197	30.916	50.206	286.5	27:22.024
7	1	1:48.195	33.003	27.937	47.255	291.1	29:10.219
8	1	1:47.082	32.139	27.714	47.229	294.3	30:57.301
9	1	1:46.472	31.545	28.213	46.714	292.7	32:43.773
10	1	1:46.437	31.649	27.751	47.037	293.5	34:30.210
11	1	1:45.224	31.066	27.651	46.507	296.7	36:15.434
12	1	1:45.419	30.853	27.647	46.919	293.5	38:00.853
13	1	1:44.991	30.735	27.533	46.723	295.9	39:45.844
14	1	1:57.859 B	33.488	28.534	55.837	293.5	41:43.703
15	3	8:09.322	6:51.952	28.220	49.150	291.9	49:53.025
16	3	2:04.663 B	32.414	27.929	1:04.320	293.5	51:57.688
17	3	8:47.633	7:30.935	28.196	48.502	289.5	1:00:45.321
18	3	1:49.168	32.526	27.957	48.685	291.9	1:02:34.489
19	3	1:50.601	32.467	27.933	50.201	291.9	1:04:25.090
20	3	1:47.157	31.672	27.724	47.761	293.5	1:06:12.247
21	3	2:04.388 B	32.199	27.819	1:04.370	295.9	1:08:16.635

32 **United Autosports** — Oreca 07 - Gibson — LMP2
1.Job VAN UITERT 2.Nicolas JAMIN 3.Manuel MALDONADO

Lap	D	Time	Sector 1	Sector 2	Sector 3	T. Spd	Elapsed
1	1	5:16.014 B	40.839	29.370	4:05.805	288.8	5:16.014
2	1	2:08.052	50.059	28.368	49.625	292.7	7:24.066
3	1	1:48.640	31.850	27.776	49.014	294.3	9:12.706
4	1	1:46.872	31.556	27.795	47.521	296.7	10:59.578
5	1	1:47.050	32.349	27.616	47.085	295.1	12:46.628
6	1	1:45.058	31.101	27.623	46.334	295.1	14:31.686
7	1	1:45.064	31.066	27.538	46.460	296.7	16:16.750
8	1	7:14.367 B	31.168	27.462	6:15.737	295.9	23:31.117
9	1	2:03.966	49.333	27.821	46.812	294.3	25:35.083
10	1	1:46.023	31.060	27.649	47.314	292.7	27:21.106
11	1	1:45.827	30.891	27.467	47.469	295.1	29:06.933
12	1	1:45.817	31.441	27.615	46.761	297.5	30:52.750
13	1	1:46.548	31.797	27.705	47.046	295.1	32:39.298
14	1	9:06.682 B	31.601	27.546	8:07.535	295.9	41:45.980
15	1	2:03.113	47.999	27.502	47.612	299.2	43:49.093
16	1	1:47.688	32.361	27.891	47.436	297.5	45:36.781
17	1	1:47.617	31.698	27.415	48.504	301.7	47:24.398
18	1	1:44.677	31.084	27.317	46.276	301.7	49:09.075
19	1	1:45.129	31.235	27.290	46.604	302.5	50:54.204
20	1	3:54.338 B	31.402	27.390	2:55.546	301.7	54:48.542
21	3	2:07.082	50.570	27.854	48.658	301.7	56:55.624
22	3	1:47.190	31.648	27.526	48.016	305.1	58:42.814
23	3	1:48.744	31.852	27.825	49.067	300.8	1:00:31.558
24	3	1:47.928	31.283	28.228	48.417	303.4	1:02:19.486
25	3	1:48.848	32.527	27.775	48.546	303.4	1:04:08.334
26	3	1:47.882	31.532	27.440	48.910	302.5	1:05:56.216

EUROPEAN LE MANS SERIES

4 HOURS OF LE CASTELLET

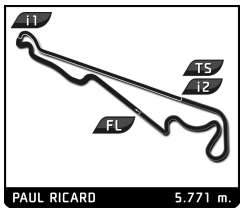

ELMS Collective Test Day
4 Hours of Le Castellet
Morning Test

Sector Analysis

Lap under Red Flag | ~~Invalidated Lap~~ | Personal Best | Session Best | **B** Crossing the pit lane

Lap	D	Time	Sector 1	Sector 2	Sector 3	T. Spd	Elapsed
27	3	1:46.209	31.606	27.421	47.182	305.1	1:07:42.425
28	3	7:03.097 B	31.685	27.335	6:04.077	302.5	1:14:45.522
29	3	2:05.773	49.121	27.724	48.928	299.2	1:16:51.295
30	3	1:47.485	31.292	27.480	48.713	302.5	1:18:38.780
31	3	1:48.905	32.563	28.100	48.242	298.3	1:20:27.685
32	3	1:48.629	31.295	27.442	49.892	305.1	1:22:16.314
33	3	5:03.461 B	32.526	27.540	4:03.395	303.4	1:27:19.775
34	3	2:08.337	50.803	28.308	49.226	299.2	1:29:28.112
35	3	1:44.826	31.114	27.123	46.589	304.2	1:31:12.938
36	3	1:45.332	30.698	27.244	47.390	302.5	1:32:58.270
37	3	1:47.837	31.348	28.173	48.316	304.2	1:34:46.107
38	3	1:51.209	32.326	27.763	51.120	303.4	1:36:37.316
39	3	1:51.578	30.425	27.735	53.418	301.7	1:38:28.894
40	3	3:16.053 B	31.171	27.308	2:17.574	304.2	1:41:44.947
41	2	2:02.525	47.576	27.494	47.455	303.4	1:43:47.472
42	2	1:47.021	32.165	27.650	47.206	305.1	1:45:34.493
43	2	1:45.465	31.188	27.420	46.857	303.4	1:47:19.958
44	2	1:45.996	30.941	27.402	47.653	303.4	1:49:05.954
45	2	1:47.541	30.874	27.281	49.386	305.9	1:50:53.495
46	2	1:45.313	31.355	27.586	46.372	304.2	1:52:38.808
47	2	1:44.551	31.006	27.242	46.303	305.1	1:54:23.359
48	2	1:49.335	31.212	27.924	50.199	306.8	1:56:12.694

34 Racing Team Turkey — Oreca 07 - Gibson, LMP2 P/A
1.Salih YOLUC 2.Charlie EASTWOOD 3.Harry TINCKNELL

Lap	D	Time	Sector 1	Sector 2	Sector 3	T. Spd	Elapsed
1	2	2:38.271	1:17.037	30.278	50.956	287.2	2:38.271
2	2	15:10.773 B	32.395	27.863	...	300.8	17:49.044
3	2	2:09.562	50.519	30.232	48.811	282.0	19:58.606
4	2	1:46.353	31.410	27.314	47.629	298.3	21:44.959
5	2	1:45.716	31.568	27.412	46.736	300.0	23:30.675
6	2	5:28.627 B	31.088	27.333	4:30.206	300.0	28:59.302
7	2	2:04.999	49.062	27.817	48.120	289.5	31:04.301
8	2	1:46.667	32.162	27.563	46.942	299.2	32:50.968
9	2	1:46.678	31.231	27.390	48.057	299.2	34:37.646
10	2	7:18.069 B	31.233	27.470	6:19.366	298.3	41:55.715
11	2	2:07.436	48.860	30.037	48.539	243.2	44:03.151
12	2	1:45.778	31.386	27.572	46.820	296.7	45:48.929
13	2	1:49.406	33.279	27.550	48.577	300.0	47:38.335
14	2	1:45.628	31.088	27.484	47.056	294.3	49:23.963
15	2	4:36.184 B	31.374	27.386	3:37.424	299.2	54:00.147
16	3	2:08.270	50.360	28.049	49.861	296.7	56:08.417
17	3	1:47.017	31.933	27.493	47.591	297.5	57:55.434
18	3	1:48.973	32.251	28.006	48.716	299.2	59:44.407
19	3	1:46.911	31.875	27.481	47.555	298.3	1:01:31.318
20	3	1:46.983	31.688	27.382	47.913	298.3	1:03:18.301
21	3	1:50.723	33.328	27.752	49.643	298.3	1:05:09.024
22	3	8:59.809 B	31.668	27.482	8:00.659	298.3	1:14:08.833
23	3	2:14.832	49.271	27.890	57.671	291.9	1:16:23.665
24	3	1:46.237	31.382	27.591	47.264	295.1	1:18:09.902
25	3	1:45.858	31.254	27.578	47.026	296.7	1:19:55.760
26	3	4:55.489 B	31.974	28.823	3:54.692	291.9	1:24:51.249
27	3	2:03.300	48.210	27.707	47.383	293.5	1:26:54.549
28	3	3:30.233 B	31.481	27.598	2:31.154	294.3	1:30:24.782
29	3	2:09.979	49.419	28.457	52.103	281.2	1:32:34.761
30	3	1:44.802	30.954	27.498	46.350	295.1	1:34:19.563
31	3	1:47.137	31.841	27.418	47.878	297.5	1:36:06.700
32	3	1:45.103	30.930	27.448	46.725	299.2	1:37:51.803
33	3	1:44.716	30.860	27.483	46.373	292.7	1:39:36.519
34	3	3:48.910 B	31.126	27.517	2:50.267	296.7	1:43:25.429
35	1	2:12.592	51.546	30.398	50.648	293.5	1:45:38.021
36	1	1:50.069	32.464	28.241	49.364	292.7	1:47:28.090
37	1	1:48.861	32.269	28.044	48.548	293.5	1:49:16.951
38	1	1:48.267	32.025	27.892	48.350	296.7	1:51:05.218
39	1	1:48.664	32.072	27.692	48.900	299.2	1:52:53.882
40	1	1:47.647	31.625	27.956	48.066	295.9	1:54:41.529

35 BHK Motorsport — Oreca 07 - Gibson, LMP2
1.Francesco DRACONE 2.Sergio CAMPANA 3.Markus POMMER

Lap	D	Time	Sector 1	Sector 2	Sector 3	T. Spd	Elapsed
1	3	7:38.598	6:13.168	29.968	55.462	282.0	7:38.598
2	3	2:10.283 B	35.950	28.834	1:05.499	288.0	9:48.881
3	3	10:16.344	8:51.254	31.642	53.448	279.8	20:05.225
4	3	1:52.533	33.862	28.442	50.229	288.0	21:57.758
5	3	1:49.648	32.878	27.973	48.797	290.3	23:47.406
6	3	1:49.821	32.438	28.994	48.389	279.8	25:37.227
7	3	1:48.331	32.269	27.794	48.268	290.3	27:25.558
8	3	1:47.705	31.988	27.678	48.039	295.1	29:13.263
9	3	1:56.343 B	31.976	27.540	56.827	297.5	31:09.606
10	3	7:56.706	6:37.664	28.534	50.508	290.3	39:06.312
11	3	1:49.516	32.178	28.225	49.113	291.1	40:55.828
12	3	1:48.885	31.986	27.746	49.153	291.9	42:44.713
13	3	1:48.166	31.880	27.575	48.711	294.3	44:32.879
14	3	1:46.385	31.736	27.593	47.056	292.7	46:19.264
15	3	1:59.605 B	33.330	27.671	58.604	294.3	48:18.869
16	3	18:52.081	...	28.316	48.736	287.2	1:07:10.950
17	3	1:49.783	32.437	27.846	49.500	294.3	1:09:00.733
18	3	1:47.330	31.688	27.685	47.957	292.7	1:10:48.063
19	3	1:46.608	31.479	27.842	47.287	291.9	1:12:34.671
20	3	1:55.190 B	31.548	27.623	56.019	291.9	1:14:29.861
21	1	4:41.581	3:20.440	28.940	52.201	281.2	1:19:11.442
22	1	1:49.852	32.761	28.088	49.003	291.1	1:21:01.294
23	1	1:58.273 B	32.706	28.344	57.223	292.7	1:22:59.567
24	1	16:17.064	...	28.550	49.957	289.5	1:39:16.631
25	1	1:48.961	32.184	28.101	48.676	294.3	1:41:05.592
26	1	1:49.811	32.377	27.969	49.465	295.1	1:42:55.403
27	1	1:47.993	32.140	27.859	47.994	298.3	1:44:43.396
28	1	1:47.578	32.093	27.867	47.618	295.1	1:46:30.974
29	1	1:49.011	32.827	28.153	48.031	291.1	1:48:19.985
30	1	1:57.720 B	32.088	27.875	57.757	295.1	1:50:17.705
31	1	3:57.751	2:40.742	28.153	48.856	295.1	1:54:15.456
32	1	1:51.598	32.382	27.841	51.375	297.5	1:56:07.054

37 COOL Racing — Oreca 07 - Gibson, LMP2 P/A
1.Alexandre COIGNY 2.Nicolas LAPIERRE 3.Antonin BORGA

Lap	D	Time	Sector 1	Sector 2	Sector 3	T. Spd	Elapsed
1	2	2:38.340 B	1:07.502	30.483	1:00.355	255.3	2:38.340
2	2	10:35.044	9:16.073	29.905	49.066	276.9	13:13.384
3	2	1:57.035 B	32.804	27.942	56.289	296.7	15:10.419

EUROPEAN LE MANS SERIES

4 HOURS OF LE CASTELLET

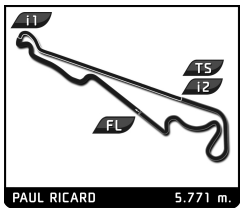

ELMS Collective Test Day
4 Hours of Le Castellet
Morning Test

Sector Analysis

Lap under Red Flag | ~~Invalidated Lap~~ | Personal Best | Session Best | **B** Crossing the pit lane

Lap	D	Time	Sector 1	Sector 2	Sector 3	T. Spd	Elapsed
4	2	16:08.006	...	27.974	47.339	291.1	31:18.425
5	2	1:47.387	31.392	27.651	48.344	294.3	33:05.812
6	2	1:46.452	32.269	27.673	46.510	293.5	34:52.264
7	2	1:46.565	31.624	28.519	46.422	296.7	36:38.829
8	2	1:46.341	31.820	27.467	47.054	296.7	38:25.170
9	2	1:44.798	30.975	27.354	46.469	295.1	40:09.968
10	2	1:51.211 B	31.074	27.346	52.791	295.9	42:01.179
11	2	9:00.602	7:40.764	28.727	51.111	287.2	51:01.781
12	2	1:45.915	31.085	27.665	47.165	292.7	52:47.696
13	2	1:44.910	31.044	27.505	46.361	295.1	54:32.606
14	2	1:53.334 B	31.444	27.477	54.413	292.7	56:25.940
15	2	10:28.844	9:02.301	31.242	55.301	283.5	1:06:54.784
16	2	1:51.400	31.120	28.740	51.540	272.7	1:08:46.184
17	2	1:48.513	31.434	27.552	49.527	295.1	1:10:34.697
18	2	1:44.232	30.690	27.442	46.100	294.3	1:12:18.929
19	2	2:00.178 B	30.933	27.331	1:01.914	295.1	1:14:19.107
20	2	4:05.317	2:46.956	27.633	50.728	292.7	1:18:24.424
21	2	1:47.783	31.257	27.637	48.889	296.7	1:20:12.207
22	2	1:47.573	32.985	27.594	46.994	296.7	1:21:59.780
23	2	1:52.052 B	31.211	27.514	53.327	295.9	1:23:51.832
24	1	7:24.820	6:05.732	28.873	50.215	289.5	1:31:16.652
25	1	1:49.727	32.787	28.053	48.887	293.5	1:33:06.379
26	1	1:53.934	33.526	28.983	51.425	292.7	1:35:00.313
27	1	1:51.962	32.679	28.417	50.866	295.1	1:36:52.275
28	1	1:50.306	32.888	28.127	49.291	295.1	1:38:42.581
29	1	1:49.298	32.853	28.076	48.369	295.1	1:40:31.879
30	1	1:49.846	32.180	27.872	49.794	296.7	1:42:21.725
31	1	1:49.849	32.514	28.137	49.198	297.5	1:44:11.574
32	1	1:48.523	31.989	28.113	48.421	294.3	1:46:00.097
33	1	1:50.758	31.990	27.998	50.770	297.5	1:47:50.855
34	1	1:48.470	32.656	28.083	47.731	295.1	1:49:39.325
35	1	1:47.812	31.941	27.982	47.889	295.9	1:51:27.137
36	1	1:49.048	31.973	28.354	48.721	291.9	1:53:16.185
37	1	1:48.774	31.846	27.935	48.993	295.9	1:55:04.959

39 **Graff** — Oreca 07 - Gibson, LMP2 P/A
1.Vincent CAPILLAIRE
2.Arnold ROBIN

Lap	D	Time	Sector 1	Sector 2	Sector 3	T. Spd	Elapsed
1	1	9:15.771	7:49.460	33.443	52.868	262.1	9:15.771
2	1	2:00.665 B	32.727	28.556	59.382	291.9	11:16.436
3	1	9:37.227	8:18.506	28.451	50.270	289.5	20:53.663
4	1	1:51.791	33.930	29.060	48.801	291.9	22:45.454
5	1	1:47.984	31.831	27.804	48.349	295.9	24:33.438
6	1	1:48.774	31.644	27.738	49.392	295.9	26:22.212
7	1	1:47.717	31.620	28.116	47.981	294.3	28:09.929
8	1	1:48.936	32.892	28.599	47.445	295.1	29:58.865
9	1	1:48.324	31.570	27.586	49.168	296.7	31:47.189
10	1	1:54.716 B	31.594	27.653	55.469	298.3	33:41.905
11	1	3:22.431	2:06.156	27.727	48.548	296.7	37:04.336
12	1	1:49.408	32.509	28.368	48.531	295.1	38:53.744
13	1	1:46.310	31.517	27.547	47.246	295.1	40:40.054
14	1	1:47.176	31.376	28.185	47.615	295.9	42:27.230
15	1	1:55.479 B	31.465	27.699	56.315	295.1	44:22.709
16	1	12:23.704	...	28.019	47.859	291.1	56:46.413
17	1	1:46.138	31.191	27.569	47.378	294.3	58:32.551
18	1	1:46.571	31.384	27.558	47.629	294.3	1:00:19.122
19	1	1:48.882	32.583	28.064	48.235	293.5	1:02:08.004
20	1	1:49.156	31.668	27.630	49.858	300.0	1:03:57.160
21	1	1:47.578	31.989	27.643	47.946	295.9	1:05:44.738
22	1	1:54.497 B	31.267	27.559	55.671	295.9	1:07:39.235
23	2	4:08.970	2:49.429	28.429	51.112	290.3	1:11:48.205
24	2	1:49.792	32.848	27.797	49.147	295.1	1:13:37.997
25	2	1:48.945	32.474	27.793	48.678	292.7	1:15:26.942
26	2	1:48.843	32.181	27.862	48.800	295.9	1:17:15.785
27	2	1:52.870	35.164	27.910	49.796	294.3	1:19:08.655
28	2	1:49.550	32.687	28.038	48.825	292.7	1:20:58.205
29	2	1:48.645	32.394	27.907	48.344	293.5	1:22:46.850
30	2	1:49.106	32.705	27.860	48.541	295.1	1:24:35.956
31	2	1:52.897	32.226	27.650	53.021	300.8	1:26:28.853
32	2	1:58.859 B	32.970	27.988	57.901	295.9	1:28:27.712
33	2	15:48.533	...	29.253	50.819	282.0	1:44:16.245
34	2	1:50.215	32.954	28.392	48.869	293.5	1:46:06.460
35	2	1:50.587	33.438	28.844	48.305	295.9	1:47:57.047
36	2	1:49.394	32.360	27.687	49.347	297.5	1:49:46.441
37	2	1:48.880	32.721	27.957	48.202	295.9	1:51:35.321
38	2	1:48.046	31.974	27.669	48.403	297.5	1:53:23.367
39	2	1:48.429	32.186	27.800	48.443	295.9	1:55:11.796

41 **Team WRT** — Oreca 07 - Gibson, LMP2
1.Robert KUBICA
2.Louis DELETRAZ
3.Yifei YE

Lap	D	Time	Sector 1	Sector 2	Sector 3	T. Spd	Elapsed
1	2	2:33.805	1:13.686	29.259	50.860	272.7	2:33.805
2	2	1:46.282	31.795	27.732	46.755	291.9	4:20.087
3	2	1:47.801	32.434	27.456	47.911	295.1	6:07.888
4	2	1:44.803	31.017	27.504	46.282	295.1	7:52.691
5	2	6:04.010 B	30.956	28.278	5:04.776	295.9	13:56.701
6	2	2:02.872	47.959	27.936	46.977	290.3	15:59.573
7	2	1:44.289	30.798	27.466	46.025	292.7	17:43.862
8	2	1:44.065	30.577	27.413	46.075	293.5	19:27.927
9	2	1:45.276	30.662	27.504	47.110	296.7	21:13.203
10	2	5:20.226 B	30.860	27.788	4:21.578	293.5	26:33.429
11	2	2:06.539	47.860	28.201	50.478	289.5	28:39.968
12	2	1:44.174	30.454	27.356	46.364	296.7	30:24.142
13	2	1:45.939	30.541	27.269	48.129	295.1	32:10.081
14	2	1:44.089	30.583	27.411	46.095	294.3	33:54.170
15	2	3:29.151 B	31.568	27.828	2:29.755	294.3	37:23.321
16	1	2:08.582	51.152	29.137	48.293	291.9	39:31.903
17	1	1:49.721	32.281	27.698	49.742	295.9	41:21.624
18	1	1:47.825	32.581	27.817	47.427	294.3	43:09.449
19	1	1:45.931	31.396	27.836	46.699	295.1	44:55.380
20	1	1:45.669	31.030	27.540	47.099	295.1	46:41.049
21	1	1:45.132	31.032	27.607	46.493	294.3	48:26.181
22	1	1:44.253	30.562	27.461	46.230	295.9	50:10.434
23	1	8:08.705 B	30.981	27.810	7:09.914	294.3	58:19.139
24	1	2:03.169	48.589	28.123	46.457	295.9	1:00:22.308
25	1	1:45.853	31.075	27.395	47.383	299.2	1:02:08.161
26	1	1:46.656	31.879	27.389	47.388	303.4	1:03:54.817
27	1	1:45.515	31.100	27.373	47.042	297.5	1:05:40.332

EUROPEAN LE MANS SERIES

4 HOURS OF LE CASTELLET

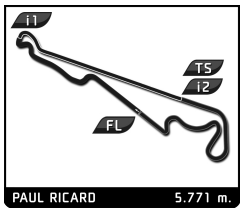

ELMS Collective Test Day
4 Hours of Le Castellet
Morning Test

Sector Analysis

Lap under Red Flag | ~~Invalidated Lap~~ | Personal Best | Session Best | **B** Crossing the pit lane

Lap	D	Time	Sector 1	Sector 2	Sector 3	T. Spd	Elapsed
28	1	1:45.449	31.431	27.443	46.575	301.7	1:07:25.781
29	1	1:45.670	30.939	27.266	47.465	303.4	1:09:11.451
30	1	11:24.951 B	30.698	27.379	...	298.3	1:20:36.402
31	1	2:02.294	47.759	27.837	46.698	295.1	1:22:38.696
32	1	1:45.438	31.085	27.624	46.729	300.0	1:24:24.134
33	1	1:47.086	31.824	27.372	47.890	304.2	1:26:11.220
34	1	1:44.671	30.887	27.482	46.302	301.7	1:27:55.891
35	1	9:10.927 B	30.813	27.332	8:12.782	299.2	1:37:06.818
36	1	2:08.307	48.969	28.299	51.039	290.3	1:39:15.125
37	1	1:43.776	30.576	27.639	45.561	293.5	1:40:58.901
38	1	1:55.620	32.633	27.989	54.998	295.9	1:42:54.521
39	1	1:43.967	30.595	27.563	45.809	294.3	1:44:38.488
40	1	6:01.299 B	30.544	27.483	5:03.272	296.7	1:50:39.787
41	3	2:05.704	49.058	27.851	48.795	292.7	1:52:45.491
42	3	1:45.601	31.422	27.836	46.343	295.1	1:54:31.092
43	3	1:44.721	30.868	27.546	46.307	295.9	1:56:15.813

55 Spirit of Race — Ferrari 488 GTE Evo — LMGTE
1.Duncan CAMERON 2.Matthew GRIFFIN 3.David PEREL

Lap	D	Time	Sector 1	Sector 2	Sector 3	T. Spd	Elapsed
1	2	8:11.794	6:46.871	31.404	53.519	266.7	8:11.794
2	2	1:59.817	34.547	31.177	54.093	268.0	10:11.611
3	2	2:08.321 B	36.319	30.128	1:01.874	272.0	12:19.932
4	2	2:43.277	1:18.372	30.740	54.165	242.7	15:03.209
5	2	1:56.351	34.406	30.252	51.693	270.7	16:59.560
6	2	1:56.392	34.310	30.481	51.601	269.3	18:55.952
7	2	1:56.161	34.135	30.373	51.653	270.7	20:52.113
8	2	1:57.559	35.018	30.595	51.946	270.7	22:49.672
9	2	2:06.923 B	35.961	30.675	1:00.287	270.0	24:56.595
10	2	2:41.544	1:18.735	30.773	52.036	265.4	27:38.139
11	2	1:57.474	34.406	30.925	52.143	270.0	29:35.613
12	2	1:57.331	34.205	30.636	52.490	269.3	31:32.944
13	2	2:04.356 B	34.623	30.654	59.079	270.7	33:37.300
14	2	3:12.910	1:50.462	30.783	51.665	270.7	36:50.210
15	2	1:54.485	33.619	30.160	50.706	270.7	38:44.695
16	2	1:55.308	33.467	30.121	51.720	270.7	40:40.003
17	2	1:56.802	35.336	30.238	51.228	270.7	42:36.805
18	2	2:04.920 B	35.516	30.123	59.281	270.7	44:41.725
19	2	10:34.961	9:11.034	30.470	53.457	268.0	55:16.686
20	2	1:54.923	33.513	30.209	51.201	271.4	57:11.609
21	2	1:54.243	33.528	30.080	50.635	270.7	59:05.852
22	2	2:02.091 B	33.811	30.219	58.061	270.0	1:01:07.943
23	2	3:42.616	2:21.348	30.305	50.963	269.3	1:04:50.559
24	2	1:53.978	33.212	30.116	50.650	271.4	1:06:44.537
25	2	1:55.669	33.292	30.053	52.324	268.0	1:08:40.206
26	2	1:56.856	33.410	30.049	53.397	271.4	1:10:37.062
27	2	1:54.332	33.428	30.023	50.881	270.7	1:12:31.394
28	2	2:03.733 B	33.294	29.965	1:00.474	272.0	1:14:35.127
29	3	4:02.043	2:40.001	30.312	51.730	270.0	1:18:37.170
30	3	1:54.985	33.738	30.160	51.087	271.4	1:20:32.155
31	3	1:54.854	33.738	30.169	50.947	272.7	1:22:27.009
32	3	1:54.727	33.404	30.067	51.256	272.7	1:24:21.736
33	3	2:03.067	34.905	30.126	58.036	273.4	1:26:24.803
34	3	1:54.501	33.465	30.197	50.839	270.0	1:28:19.304
35	3	2:02.105 B	33.366	30.567	58.172	276.9	1:30:21.409
36	3	3:33.356	2:09.663	30.182	53.511	271.4	1:33:54.765
37	3	1:54.414	33.297	30.076	51.041	271.4	1:35:49.179
38	3	1:54.128	33.277	30.028	50.823	272.7	1:37:43.307
39	3	1:54.244	33.326	30.089	50.829	272.0	1:39:37.551
40	3	2:00.143 B	33.268	30.208	56.667	272.0	1:41:37.694
41	3	4:07.859	2:40.332	30.821	56.706	276.9	1:45:45.553
42	3	2:00.786 B	33.444	30.125	57.217	263.4	1:47:46.339
43	3	2:38.936	1:17.444	30.123	51.369	272.7	1:50:25.275
44	3	1:54.280	33.346	30.154	50.780	272.0	1:52:19.555
45	3	2:01.290	33.239	30.034	58.017	272.0	1:54:20.845
46	3	1:54.097	33.255	29.958	50.884	271.4	1:56:14.942

60 Iron Lynx — Ferrari 488 GTE Evo — LMGTE
1.Claudio SCHIAVONI 2.Giorgio SERNAGIOTTO 3.Paolo RUBERTI

Lap	D	Time	Sector 1	Sector 2	Sector 3	T. Spd	Elapsed
1	2	2:35.745 B	57.149	32.143	1:06.453	268.0	2:35.745
2	2	4:27.104	2:59.298	32.341	55.465	266.0	7:02.849
3	2	1:57.220	34.393	30.395	52.432	269.3	9:00.069
4	2	1:56.434	34.055	30.481	51.898	268.0	10:56.503
5	2	1:55.515	33.707	30.414	51.394	270.0	12:52.018
6	2	1:58.567	34.375	31.622	52.570	268.7	14:50.585
7	2	1:55.656	33.656	30.276	51.724	270.7	16:46.241
8	2	2:02.657 B	33.718	30.300	58.639	269.3	18:48.898
9	2	6:11.128	4:40.676	37.460	52.992	237.4	25:00.026
10	2	1:54.512	33.573	30.246	50.693	270.7	26:54.538
11	2	1:54.257	33.514	30.068	50.675	270.0	28:48.795
12	2	1:54.590	33.393	30.144	51.053	270.7	30:43.385
13	2	1:54.356	33.289	30.117	50.950	270.7	32:37.741
14	2	1:59.423	36.491	30.964	51.968	269.3	34:37.164
15	2	1:55.177	33.768	30.355	51.054	269.3	36:32.341
16	2	2:06.130 B	33.519	30.191	1:02.420	271.4	38:38.471
17	1	5:07.176	3:41.641	30.901	54.634	268.0	43:45.647
18	1	2:02.947	35.165	32.570	55.212	266.0	45:48.594
19	1	2:00.191	35.830	31.294	53.067	267.3	47:48.785
20	1	1:58.746	35.055	30.337	53.354	270.7	49:47.531
21	1	2:00.879	34.872	30.416	55.591	272.0	51:48.410
22	1	2:02.275	36.169	30.386	55.720	270.7	53:50.685
23	1	2:01.086	34.878	30.474	55.734	269.3	55:51.771
24	1	1:59.980	36.531	30.587	52.862	269.3	57:51.751
25	1	1:58.098	34.713	30.400	52.985	268.7	59:49.849
26	1	1:57.919	34.188	30.173	53.558	270.7	1:01:47.768
27	1	1:56.659	34.258	30.208	52.193	270.0	1:03:44.427
28	1	2:12.734 B	34.549	30.187	1:07.998	271.4	1:05:57.161
29	1	5:20.652	3:54.576	30.601	55.475	267.3	1:11:17.813
30	1	1:58.693	34.313	30.219	54.161	268.0	1:13:16.506
31	1	1:59.375	34.002	30.415	54.958	270.0	1:15:15.881
32	1	1:59.753	35.006	30.739	54.008	265.4	1:17:15.634
33	1	2:00.097	36.287	30.951	52.859	270.0	1:19:15.731
34	1	1:58.490	34.508	30.429	53.553	268.0	1:21:14.221
35	1	2:06.223 B	34.272	30.425	1:01.526	268.7	1:23:20.444
36	3	4:55.072	3:32.994	30.149	51.929	272.0	1:28:15.516
37	3	1:56.529	35.007	30.482	51.040	270.7	1:30:12.045
38	3	1:55.800	33.465	30.088	52.247	272.7	1:32:07.845

EUROPEAN LE MANS SERIES

4 HOURS OF LE CASTELLET

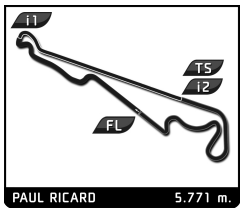

ELMS Collective Test Day
4 Hours of Le Castellet
Morning Test

Sector Analysis

Lap under Red Flag | ~~Invalidated Lap~~ | Personal Best | Session Best | **B** Crossing the pit lane

Lap	D	Time	Sector 1	Sector 2	Sector 3	T. Spd	Elapsed
39	3	1:54.962	33.422	30.112	51.428	273.4	1:34:02.807
40	3	1:54.166	33.185	30.100	50.881	270.7	1:35:56.973
41	3	1:54.335	33.263	30.066	51.006	271.4	1:37:51.308
42	3	2:07.849 B	34.878	30.884	1:02.087	270.7	1:39:59.157
43	3	2:27.811 B	50.461	30.450	1:06.900	259.0	1:42:26.968
44	3	3:09.481	1:47.428	30.241	51.812	270.0	1:45:36.449
45	3	1:53.983	33.375	30.064	50.544	274.1	1:47:30.432
46	3	1:53.872	33.153	30.024	50.695	272.0	1:49:24.304
47	3	1:54.100	33.106	30.092	50.902	272.0	1:51:18.404
48	3	1:53.794	33.028	30.040	50.726	270.0	1:53:12.198
49	3	1:53.893	32.964	30.055	50.874	272.7	1:55:06.091

65 **Panis Racing** — Oreca 07 - Gibson, LMP2
1.Julien CANAL, 2.William STEVENS, 3.James ALLEN

Lap	D	Time	Sector 1	Sector 2	Sector 3	T. Spd	Elapsed
1	2	3:46.233	2:21.872	32.291	52.070	216.4	3:46.233
2	2	1:49.157	33.114	28.095	47.948	290.3	5:35.390
3	2	1:47.596	31.678	27.680	48.238	293.5	7:22.986
4	2	1:45.292	31.044	27.554	46.694	293.5	9:08.278
5	2	1:46.931	31.177	27.618	48.136	295.9	10:55.209
6	2	1:45.874	31.381	27.638	46.855	291.9	12:41.083
7	2	1:44.452	30.780	27.536	46.136	293.5	14:25.535
8	2	14:11.386 B	30.938	27.527	...	291.9	28:36.921
9	2	2:04.867	49.080	28.012	47.775	292.7	30:41.788
10	2	1:44.707	30.893	27.619	46.195	293.5	32:26.495
11	2	1:44.398	31.141	27.519	45.738	293.5	34:10.893
12	2	1:44.410	30.617	27.435	46.358	295.9	35:55.303
13	2	1:47.375	33.202	28.073	46.100	293.5	37:42.678
14	2	1:46.097	31.745	27.732	46.620	295.9	39:28.775
15	2	1:47.041	31.801	27.972	47.268	295.1	41:15.816
16	2	1:45.531	30.712	27.432	47.387	295.9	43:01.347
17	2	1:43.985	30.599	27.386	46.000	297.5	44:45.332
18	2	1:46.867	32.107	27.898	46.862	296.7	46:32.199
19	2	1:45.000	30.800	27.407	46.793	298.3	48:17.199
20	2	1:43.620	30.544	27.441	45.635	295.1	50:00.819
21	2	19:27.964 B	31.303	28.105	...	293.5	1:09:28.783
22	3	2:09.781	50.418	28.777	50.586	289.5	1:11:38.564
23	3	1:49.330	32.497	27.766	49.067	292.7	1:13:27.894
24	3	1:47.536	31.610	27.575	48.351	291.9	1:15:15.430
25	3	1:46.598	31.613	27.724	47.261	291.1	1:17:02.028
26	3	1:47.143	31.981	28.117	47.045	292.7	1:18:49.171
27	3	1:45.681	30.932	27.544	47.205	294.3	1:20:34.852
28	3	1:46.739	31.866	27.775	47.098	293.5	1:22:21.591
29	3	1:49.753	33.737	28.942	47.074	289.5	1:24:11.344
30	3	1:46.714	31.002	27.504	48.208	296.7	1:25:58.058
31	3	1:46.456	31.058	27.532	47.866	295.1	1:27:44.514
32	3	1:45.048	30.963	27.452	46.633	296.7	1:29:29.562
33	3	1:45.205	31.025	27.388	46.792	296.7	1:31:14.767
34	3	1:46.644	30.846	27.508	48.290	297.5	1:33:01.411
35	3	4:51.251 B	31.238	27.398	3:52.615	294.3	1:37:52.662
36	1	2:06.528	49.441	28.687	48.400	291.1	1:39:59.190
37	1	1:47.810	31.825	27.866	48.119	295.1	1:41:47.000
38	1	1:47.027	31.567	27.783	47.677	293.5	1:43:34.027
39	1	1:46.013	31.306	27.678	47.029	296.7	1:45:20.040
40	1	1:47.060	31.393	27.787	47.880	293.5	1:47:07.100
41	1	1:47.546	31.271	27.699	48.576	290.3	1:48:54.646
42	1	1:49.905	32.062	28.726	49.117	295.1	1:50:44.551
43	1	1:47.044	31.398	27.894	47.752	277.6	1:52:31.595
44	1	1:47.342	31.171	27.810	48.361	282.7	1:54:18.937
45	1	1:48.265	31.219	27.716	49.330	295.9	1:56:07.202

66 **JMW Motorsport** — Ferrari 488 GTE Evo, LMGTE
1.Jody FANNIN, 2.Andrea FONTANA, 3.Rodrigo SALES

Lap	D	Time	Sector 1	Sector 2	Sector 3	T. Spd	Elapsed
1	2	3:13.636 B	1:39.431	32.190	1:02.015	264.7	3:13.636
2	2	4:21.669	2:57.850	30.721	53.098	267.3	7:35.305
3	2	1:58.293	34.587	30.521	53.185	268.0	9:33.598
4	2	1:56.940	34.412	30.517	52.011	268.7	11:30.538
5	2	1:56.574	34.108	30.448	52.018	270.7	13:27.112
6	2	1:56.546	33.862	30.406	52.278	267.3	15:23.658
7	2	1:56.916	33.953	30.512	52.451	271.4	17:20.574
8	2	1:56.460	34.109	30.328	52.023	269.3	19:17.034
9	2	1:55.925	33.827	30.435	51.663	268.7	21:12.959
10	2	2:04.324 B	34.648	30.562	59.114	268.0	23:17.283
11	1	3:50.365	2:25.725	30.722	53.918	268.7	27:07.648
12	1	2:00.105	34.858	30.541	54.706	269.3	29:07.753
13	1	1:58.526	34.991	30.532	53.003	268.7	31:06.279
14	1	1:58.229	35.203	30.479	52.547	268.7	33:04.508
15	1	1:59.926	36.780	30.606	52.540	270.0	35:04.434
16	1	1:57.537	34.841	30.534	52.162	268.7	37:01.971
17	1	1:56.729	34.320	30.306	52.103	272.0	38:58.700
18	1	2:03.867 B	34.359	30.270	59.238	270.7	41:02.567
19	3	6:37.559	5:08.353	32.034	57.172	264.7	47:40.126
20	3	2:04.668	36.182	31.196	57.290	266.7	49:44.794
21	3	2:01.346	35.497	30.863	54.986	267.3	51:46.140
22	3	2:01.833	36.818	30.666	54.349	268.0	53:47.973
23	3	1:59.811	35.137	30.492	54.182	268.7	55:47.784
24	3	1:59.168	34.739	30.656	53.773	268.0	57:46.952
25	3	1:58.969	34.432	30.650	53.887	267.3	59:45.921
26	3	1:58.899	34.394	31.312	53.193	268.7	1:01:44.820
27	3	1:58.370	34.542	30.629	53.199	268.0	1:03:43.190
28	3	2:08.716 B	34.709	30.645	1:03.362	268.7	1:05:51.906
29	2	6:21.926	4:58.241	30.554	53.131	270.0	1:12:13.832
30	2	1:59.309	33.910	30.205	55.194	270.7	1:14:13.141
31	2	1:55.943	33.719	30.255	51.969	272.0	1:16:09.084
32	2	1:56.358	33.733	30.290	52.335	270.0	1:18:05.442
33	2	1:56.154	33.657	30.235	52.262	272.7	1:20:01.596
34	2	2:04.061 B	33.441	30.670	59.950	268.0	1:22:05.657
35	1	3:57.384	2:33.347	30.383	53.654	270.7	1:26:03.041
36	1	1:58.708	34.615	31.497	52.596	269.3	1:28:01.749
37	1	1:56.658	34.296	30.315	52.047	268.0	1:29:58.407
38	1	1:55.984	33.985	30.285	51.714	270.0	1:31:54.391
39	1	1:55.674	33.886	30.256	51.532	270.0	1:33:50.065
40	1	1:55.861	33.879	30.280	51.702	270.0	1:35:45.926
41	1	2:01.834 B	33.652	30.269	57.913	272.0	1:37:47.760
42	3	5:09.749	3:45.271	30.821	53.657	270.0	1:42:57.509
43	3	1:57.546	34.321	30.558	52.667	270.7	1:44:55.055
44	3	1:57.096	34.140	30.520	52.436	270.0	1:46:52.151

EUROPEAN LE MANS SERIES

4 HOURS OF LE CASTELLET

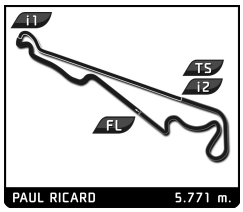

ELMS Collective Test Day
4 Hours of Le Castellet
Morning Test

Sector Analysis

Lap under Red Flag | ~~Invalidated Lap~~ | Personal Best | Session Best | **B** Crossing the pit lane

Lap	D	Time	Sector 1	Sector 2	Sector 3	T. Spd	Elapsed
45	3	1:57.513	34.127	30.529	52.857	269.3	1:48:49.664
46	3	2:05.643	34.648	30.464	1:00.531	272.7	1:50:55.307
47	3	1:58.338	34.737	30.442	53.159	272.0	1:52:53.645
48	3	1:57.039	34.099	30.468	52.472	270.7	1:54:50.684
49	3	2:07.652 B	35.175	30.694	1:01.783	271.4	1:56:58.336

77 Proton Competition — Porsche 911 RSR - 19 — LMGTE
1.Christian RIED 2.Cooper MACNEIL 3.Gianmaria BRUNI

Lap	D	Time	Sector 1	Sector 2	Sector 3	T. Spd	Elapsed
1	1	2:57.079 B	1:20.764	31.073	1:05.242	268.0	2:57.079
2	3	8:25.361	7:02.621	30.494	52.246	268.7	11:22.440
3	3	1:55.831	34.125	30.287	51.419	270.7	13:18.271
4	3	1:54.908	33.692	30.274	50.942	268.7	15:13.179
5	3	1:54.612	33.565	30.266	50.781	270.0	17:07.791
6	3	1:57.130	34.183	30.384	52.563	269.3	19:04.921
7	3	1:54.625	33.575	30.301	50.749	269.3	20:59.546
8	3	1:54.574	33.441	30.232	50.901	270.0	22:54.120
9	3	1:58.607	34.662	30.526	53.419	271.4	24:52.727
10	3	1:54.436	33.470	30.268	50.698	269.3	26:47.163
11	3	2:02.336 B	33.495	30.158	58.683	270.7	28:49.499
12	2	4:25.183	2:52.692	33.238	59.253	268.7	33:14.682
13	2	2:07.784	37.662	32.398	57.724	266.0	35:22.466
14	2	2:04.998	36.591	32.091	56.316	246.6	37:27.464
15	2	2:04.230	36.535	31.284	56.411	268.7	39:31.694
16	2	2:02.384	35.526	31.164	55.694	269.3	41:34.078
17	2	2:04.058	36.150	32.508	55.400	267.3	43:38.136
18	2	2:02.286	36.452	30.849	54.985	268.7	45:40.422
19	2	2:01.177	35.490	30.690	54.997	270.0	47:41.599
20	2	2:04.857	35.450	30.656	58.751	273.4	49:46.456
21	2	2:00.818	35.067	30.637	55.114	270.0	51:47.274
22	2	2:01.692	36.479	30.815	54.398	268.7	53:48.966
23	2	2:00.587	36.020	30.591	53.976	269.3	55:49.553
24	2	1:58.900	34.749	30.542	53.609	270.0	57:48.453
25	2	1:58.403	34.409	30.364	53.630	270.0	59:46.856
26	2	2:07.409 B	34.890	30.489	1:02.030	270.7	1:01:54.265
27	1	8:56.222	7:31.812	30.665	53.745	268.7	1:10:50.487
28	1	1:58.608	35.189	30.484	52.935	270.0	1:12:49.095
29	1	1:56.465	34.111	30.366	51.988	270.0	1:14:45.560
30	1	1:57.418	33.933	30.325	53.160	270.7	1:16:42.978
31	1	1:57.414	34.517	30.295	52.602	270.7	1:18:40.392
32	1	1:56.498	34.106	30.401	51.991	270.0	1:20:36.890
33	1	1:56.163	33.860	30.382	51.921	271.4	1:22:33.053
34	1	1:56.737	33.864	30.398	52.475	270.7	1:24:29.790
35	1	2:04.015 B	33.810	30.239	59.966	274.1	1:26:33.805
36	3	3:48.522	2:26.077	31.146	51.299	271.4	1:30:22.327
37	3	1:54.791	33.253	29.981	51.557	272.0	1:32:17.118
38	3	2:01.561 B	33.405	30.148	58.008	273.4	1:34:18.679
39	3	13:41.524	...	30.556	51.430	272.0	1:48:00.203
40	3	1:53.672	33.138	30.167	50.367	274.1	1:49:53.875
41	3	1:54.190	33.225	30.151	50.814	273.4	1:51:48.065
42	3	1:53.663	33.156	30.097	50.410	273.4	1:53:41.728
43	3	2:03.713 B	34.647	30.469	58.597	272.0	1:55:45.441

80 Iron Lynx — Ferrari 488 GTE Evo — LMGTE
1.Matteo CRESSONI 2.Rino MASTRONARDI 3.Miguel MOLINA

Lap	D	Time	Sector 1	Sector 2	Sector 3	T. Spd	Elapsed
1	1	3:37.198 B	2:00.494	32.356	1:04.348	264.1	3:37.198
2	1	2:14.635	51.504	30.756	52.375	264.7	5:51.833
3	1	1:56.021	34.097	30.469	51.455	268.0	7:47.854
4	1	1:57.900	34.128	30.319	53.453	269.3	9:45.754
5	1	1:55.710	34.024	30.573	51.113	270.0	11:41.464
6	1	1:55.032	33.620	30.369	51.043	268.0	13:36.496
7	1	1:56.854	33.664	30.293	52.897	268.0	15:33.350
8	1	1:55.607	33.696	30.292	51.619	268.7	17:28.957
9	1	2:02.966 B	33.650	30.310	59.006	268.7	19:31.923
10	1	4:55.426	3:33.677	30.364	51.385	269.3	24:27.349
11	1	1:54.910	33.591	30.385	50.934	269.3	26:22.259
12	1	1:54.568	33.646	30.203	50.719	272.7	28:16.827
13	1	1:55.266	33.639	30.201	51.426	271.4	30:12.093
14	1	2:05.083 B	35.152	30.745	59.186	270.7	32:17.176
15	1	4:52.323	3:24.098	31.011	57.214	269.3	37:09.499
16	1	1:54.905	33.759	30.361	50.785	269.3	39:04.404
17	1	1:54.569	33.391	30.148	51.030	274.1	40:58.973
18	1	1:55.217	33.814	30.287	51.116	271.4	42:54.190
19	1	1:57.202	33.706	30.286	53.210	271.4	44:51.392
20	1	1:54.585	33.597	30.168	50.820	274.1	46:45.977
21	1	1:54.681	33.513	30.235	50.933	272.0	48:40.658
22	1	2:05.238 B	33.614	30.278	1:01.346	273.4	50:45.896
23	2	4:37.969	3:05.553	33.499	58.917	270.7	55:23.865
24	2	1:56.013	34.039	30.306	51.668	271.4	57:19.878
25	2	1:54.455	33.433	30.073	50.949	271.4	59:14.333
26	2	1:54.473	33.397	30.138	50.938	272.0	1:01:08.806
27	2	2:23.346 B	33.508	30.309	1:19.529	274.1	1:03:32.152
28	2	4:26.371	3:03.551	30.667	52.153	270.7	1:07:58.523
29	2	2:03.907	33.389	30.105	1:00.413	273.4	1:10:02.430
30	2	2:11.581 B	33.542	30.208	1:07.831	259.6	1:12:14.011
31	2	3:48.594	2:24.906	30.566	53.122	266.7	1:16:02.605
32	2	1:59.558	34.192	30.547	54.819	268.7	1:18:02.163
33	2	2:17.416	33.288	30.167	1:13.961	270.0	1:20:19.579
34	2	1:56.463	33.726	30.079	52.658	273.4	1:22:16.042
35	2	2:02.780 B	33.891	30.217	58.672	270.0	1:24:18.822
36	3	4:10.378	2:47.051	31.021	52.306	268.0	1:28:29.200
37	3	1:56.211	33.996	30.779	51.436	269.3	1:30:25.411
38	3	1:55.072	33.664	30.343	51.065	268.7	1:32:20.483
39	3	1:57.958	33.922	30.390	53.646	270.7	1:34:18.441
40	3	1:55.338	33.791	30.321	51.226	270.0	1:36:13.779
41	3	2:02.566 B	34.132	30.372	58.062	272.0	1:38:16.345
42	3	3:32.778	2:08.855	30.393	53.530	271.4	1:41:49.123
43	3	1:53.670	33.407	30.150	50.113	270.7	1:43:42.793
44	3	1:58.732	33.951	31.791	52.990	272.7	1:45:41.525
45	3	1:53.438	33.266	30.069	50.103	272.0	1:47:34.963
46	3	1:54.627	33.571	30.023	51.033	270.7	1:49:29.590
47	3	1:53.533	33.106	30.071	50.356	272.7	1:51:23.123
48	3	2:04.455 B	34.157	30.081	1:00.217	273.4	1:53:27.578

EUROPEAN LE MANS SERIES

4 HOURS OF LE CASTELLET

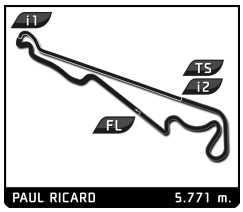

ELMS Collective Test Day
4 Hours of Le Castellet
Morning Test

Sector Analysis

Lap under Red Flag | ~~Invalidated Lap~~ | Personal Best | Session Best | **B** Crossing the pit lane

83 — Iron Lynx — Ferrari 488 GTE Evo — LMGTE
1.Rahel FREY 2.Michelle GATTING 3.Manuela GOSTNER

Lap	D	Time	Sector 1	Sector 2	Sector 3	T. Spd	Elapsed
1	1	4:11.643	2:37.785	38.014	55.844	192.5	4:11.643
2	1	1:56.465	34.450	30.365	51.650	269.3	6:08.108
3	1	1:55.238	33.870	30.165	51.203	270.7	8:03.346
4	1	1:54.835	33.746	30.089	51.000	270.7	9:58.181
5	1	1:55.382	33.970	30.196	51.216	270.0	11:53.563
6	1	1:54.671	33.813	30.037	50.821	271.4	13:48.234
7	1	1:55.213	33.679	30.174	51.360	270.0	15:43.447
8	1	2:03.268 B	33.923	30.211	59.134	272.0	17:46.715
9	1	4:54.312	3:32.182	30.300	51.830	270.7	22:41.027
10	1	1:55.423	33.859	30.098	51.466	270.0	24:36.450
11	1	1:55.357	33.985	30.131	51.241	272.7	26:31.807
12	1	1:55.344	33.772	30.052	51.520	273.4	28:27.151
13	1	1:56.393	34.841	30.220	51.332	274.1	30:23.544
14	1	1:56.034	33.955	30.111	51.968	274.1	32:19.578
15	1	1:57.832	34.922	31.279	51.631	272.0	34:17.410
16	1	2:02.879 B	34.463	30.236	58.180	272.0	36:20.289
17	2	3:58.728	2:33.101	31.188	54.439	270.0	40:19.017
18	2	1:57.728	34.649	30.584	52.495	268.7	42:16.745
19	2	1:59.134	34.146	30.508	54.480	269.3	44:15.879
20	2	2:03.067 B	33.966	30.426	58.675	270.7	46:18.946
21	2	4:18.429	2:56.734	29.980	51.715	274.1	50:37.375
22	2	1:54.252	33.519	30.061	50.672	273.4	52:31.627
23	2	1:59.030	37.287	30.380	51.363	272.7	54:30.657
24	2	1:55.629	34.114	30.105	51.410	272.7	56:26.286
25	2	1:54.494	33.433	30.032	51.029	273.4	58:20.780
26	2	1:56.567	34.018	31.041	51.508	272.0	1:00:17.347
27	2	1:54.916	33.700	29.916	51.300	274.8	1:02:12.263
28	2	2:02.026 B	33.709	30.041	58.276	273.4	1:04:14.289
29	3	10:01.161	8:28.938	32.134	1:00.089	263.4	1:14:15.450
30	3	2:01.108	35.756	30.803	54.549	270.7	1:16:16.558
31	3	1:59.642	35.073	30.620	53.949	269.3	1:18:16.200
32	3	2:01.457	34.812	30.555	56.090	270.7	1:20:17.657
33	3	1:59.724	34.724	30.477	54.523	274.1	1:22:17.381
34	3	2:01.662	36.780	30.579	54.303	268.7	1:24:19.043
35	3	1:57.977	34.621	30.288	53.068	274.1	1:26:17.020
36	3	1:57.672	34.191	30.529	52.952	272.7	1:28:14.692
37	3	2:01.978	36.248	30.913	54.817	274.1	1:30:16.670
38	3	1:57.272	34.399	30.243	52.630	272.0	1:32:13.942
39	3	1:58.578	34.090	30.504	53.984	258.4	1:34:12.520
40	3	1:59.075	34.753	30.578	53.744	273.4	1:36:11.595
41	3	2:02.638	35.992	31.594	55.052	248.3	1:38:14.233
42	3	1:58.293	34.467	30.464	53.362	274.8	1:40:12.526
43	3	2:19.512	34.292	30.075	1:15.145	274.8	1:42:32.038
44	3	1:58.471	34.938	30.511	53.022	265.4	1:44:30.509
45	3	1:57.193	34.238	30.244	52.711	272.7	1:46:27.702
46	3	1:58.035	34.316	30.443	53.276	264.1	1:48:25.737
47	3	2:07.167 B	34.680	30.621	1:01.866	274.1	1:50:32.904

88 — AF Corse — Ferrari 488 GTE Evo — LMGTE
1.François PERRODO 2.Emmanuel COLLARD 3.Alessio ROVERA

Lap	D	Time	Sector 1	Sector 2	Sector 3	T. Spd	Elapsed
1	3	3:24.805 B	1:48.766	31.751	1:04.288	269.3	3:24.805
2	3	3:11.422	1:48.914	30.317	52.191	270.7	6:36.227
3	3	1:55.307	33.933	30.104	51.270	270.7	8:31.534
4	3	1:54.932	33.771	29.979	51.182	272.0	10:26.466
5	3	1:54.514	33.485	30.093	50.936	272.0	12:20.980
6	3	2:06.007 B	33.639	30.086	1:02.282	270.7	14:26.987
7	3	3:48.663	2:26.238	30.503	51.922	265.4	18:15.650
8	3	1:54.630	33.445	30.244	50.941	268.0	20:10.280
9	3	1:54.733	33.479	30.267	50.987	268.0	22:05.013
10	3	2:03.010 B	34.644	30.357	58.009	268.0	24:08.023
11	3	4:11.514	2:41.763	30.087	59.664	270.7	28:19.537
12	3	1:56.806	34.126	30.026	52.654	275.5	30:16.343
13	3	2:03.968 B	33.392	29.991	1:00.585	272.7	32:20.311
14	1	5:34.294	4:07.915	31.627	54.752	271.4	37:54.605
15	1	1:58.169	35.221	30.500	52.448	271.4	39:52.774
16	1	1:57.426	34.586	30.567	52.273	269.3	41:50.200
17	1	1:56.547	34.175	30.258	52.114	272.0	43:46.747
18	1	1:57.335	35.201	30.316	51.818	272.7	45:44.082
19	1	1:58.242	34.164	30.169	53.909	272.7	47:42.324
20	1	2:09.940 B	35.123	30.488	1:04.329	270.0	49:52.264
21	1	4:20.908	2:57.515	30.605	52.788	271.4	54:13.172
22	1	1:57.455	34.532	30.383	52.540	270.7	56:10.627
23	1	1:56.991	34.493	30.381	52.117	270.7	58:07.618
24	1	1:56.322	33.913	30.247	52.162	270.0	1:00:03.940
25	1	1:56.430	34.174	30.321	51.935	270.7	1:02:00.370
26	1	1:57.875	34.431	30.300	53.144	270.7	1:03:58.245
27	1	1:58.920	34.110	30.241	54.569	272.7	1:05:57.165
28	1	1:56.628	34.188	30.277	52.163	271.4	1:07:53.793
29	1	1:57.226	34.043	30.263	52.920	270.7	1:09:51.019
30	1	1:56.905	34.495	30.286	52.124	271.4	1:11:47.924
31	1	1:56.692	34.107	30.131	52.454	271.4	1:13:44.616
32	1	2:15.318	33.847	30.205	1:11.266	270.0	1:15:59.934
33	1	1:57.163	34.816	30.293	52.054	270.0	1:17:57.097
34	1	1:56.260	33.903	30.776	51.581	270.0	1:19:53.357
35	1	1:57.157	34.126	30.358	52.673	271.4	1:21:50.514
36	1	1:55.705	33.866	30.243	51.596	271.4	1:23:46.219
37	1	2:01.640 B	34.102	30.308	57.230	272.7	1:25:47.859
38	2	3:09.492	1:47.575	30.144	51.773	271.4	1:28:57.351
39	2	1:54.711	33.585	29.940	51.186	273.4	1:30:52.062
40	2	1:55.301	33.958	30.098	51.245	272.7	1:32:47.363
41	2	1:54.519	33.722	30.038	50.759	273.4	1:34:41.882
42	2	1:55.389	33.575	29.964	51.850	272.7	1:36:37.271
43	2	1:55.220	33.870	30.032	51.318	274.8	1:38:32.491
44	2	1:54.348	33.490	30.005	50.853	273.4	1:40:26.839
45	2	1:54.747	33.532	29.981	51.234	276.2	1:42:21.586
46	2	2:04.117 B	33.753	29.954	1:00.410	274.1	1:44:25.703
47	3	3:26.184	1:56.377	30.347	59.460	272.0	1:47:51.887
48	3	1:59.335	33.512	29.919	55.904	274.1	1:49:51.222
49	3	1:54.240	33.436	29.901	50.903	275.5	1:51:45.462
50	3	1:54.007	33.360	29.907	50.740	275.5	1:53:39.469
51	3	1:53.955	33.232	29.899	50.824	274.1	1:55:33.424

EUROPEAN LE MANS SERIES

4 HOURS OF LE CASTELLET

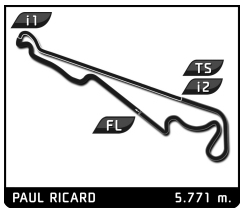

ELMS Collective Test Day
4 Hours of Le Castellet
Morning Test

Sector Analysis

Lap under Red Flag | ~~Invalidated Lap~~ | Personal Best | Session Best | **B** Crossing the pit lane

93 — Proton Competition — Porsche 911 RSR - 19 — LMGTE
1.Michael FASSBENDER 2.Jaxon EVANS 3.Richard LIETZ

Lap	D	Time	Sector 1	Sector 2	Sector 3	T. Spd	Elapsed
1	3	5:07.236 B	3:28.690	33.900	1:04.646	248.8	5:07.236
2	3	10:01.431	8:36.989	30.715	53.727	260.2	15:08.667
3	3	1:56.804	34.512	30.141	52.151	274.8	17:05.471
4	3	1:55.475	33.906	30.253	51.316	269.3	19:00.946
5	3	1:56.072	34.331	30.240	51.501	270.7	20:57.018
6	3	2:02.358 B	33.615	30.183	58.560	268.0	22:59.376
7	3	8:57.156	7:28.615	30.492	58.049	270.7	31:56.532
8	3	1:54.513	33.644	30.253	50.616	269.3	33:51.045
9	3	1:54.131	33.332	30.138	50.661	271.4	35:45.176
10	3	1:55.305	33.663	30.184	51.458	270.7	37:40.481
11	3	2:04.866 B	35.452	30.397	59.017	271.4	39:45.347
12	3	4:06.325	2:43.883	30.286	52.156	269.3	43:51.672
13	3	1:56.387	33.705	30.217	52.465	276.2	45:48.059
14	3	1:57.240	35.294	30.113	51.833	271.4	47:45.299
15	3	1:58.628	33.542	29.957	55.129	276.9	49:43.927
16	3	1:54.790	33.542	30.087	51.161	271.4	51:38.717
17	3	2:02.159 B	33.919	30.136	58.104	270.7	53:40.876
18	1	6:54.386	5:26.410	31.973	56.003	268.0	1:00:35.262
19	1	2:02.517	36.213	30.782	55.522	269.3	1:02:37.779
20	1	2:00.924	35.373	30.822	54.729	272.7	1:04:38.703
21	1	2:01.113	35.728	30.658	54.727	270.7	1:06:39.816
22	1	2:02.610	35.328	30.537	56.745	272.0	1:08:42.426
23	1	2:01.033	35.657	30.766	54.610	270.0	1:10:43.459
24	1	1:59.558	34.881	30.563	54.114	271.4	1:12:43.017
25	1	1:59.784	35.006	30.618	54.160	270.0	1:14:42.801
26	1	1:59.799	34.989	30.364	54.446	269.3	1:16:42.600
27	1	2:07.896 B	35.586	30.462	1:01.848	271.4	1:18:50.496
28	2	3:43.911	2:18.390	31.011	54.510	268.7	1:22:34.407
29	2	1:56.453	34.345	30.276	51.832	272.7	1:24:30.860
30	2	1:57.930	34.303	30.143	53.484	273.4	1:26:28.790
31	2	1:55.228	33.959	30.113	51.156	272.7	1:28:24.018
32	2	1:54.538	33.387	29.948	51.203	274.1	1:30:18.556
33	2	1:55.808	34.484	29.950	51.374	272.7	1:32:14.364
34	2	1:56.425	34.082	30.003	52.340	274.1	1:34:10.789
35	2	2:01.985 B	34.419	30.063	57.503	271.4	1:36:12.774

95 — TF Sport — Aston Martin Vantage AMR — LMGTE
1.John HARTSHORNE 2.Ross GUNN 3.Oliver HANCOCK

Lap	D	Time	Sector 1	Sector 2	Sector 3	T. Spd	Elapsed
1	3	2:28.022	59.568	31.784	56.670	268.0	2:28.022
2	3	1:58.034	35.011	30.346	52.677	270.7	4:26.056
3	3	1:56.824	34.739	30.097	51.988	270.7	6:22.880
4	3	1:55.319	33.844	30.035	51.440	271.4	8:18.199
5	3	1:54.800	33.795	29.879	51.126	274.1	10:12.999
6	3	4:51.261 B	33.706	30.061	3:47.494	271.4	15:04.260
7	3	2:12.939	50.117	30.218	52.604	268.0	17:17.199
8	3	1:54.537	33.567	30.080	50.890	269.3	19:11.736
9	3	1:54.209	33.404	30.028	50.777	270.7	21:05.945
10	3	4:35.098 B	33.367	55.997	3:05.734	269.3	25:41.043
11	1	2:23.988	55.819	32.153	56.016	268.0	28:05.031
12	1	2:05.955	37.543	32.948	55.464	269.3	30:10.986
13	1	2:06.456	37.266	31.548	57.642	269.3	32:17.442
14	1	2:04.732	36.738	31.808	56.186	272.7	34:22.174
15	1	2:02.930	35.972	31.266	55.692	268.7	36:25.104
16	1	2:04.676	36.459	31.270	56.947	268.7	38:29.780
17	1	2:03.514	35.885	31.797	55.832	268.7	40:33.294
18	1	2:03.313	36.871	31.049	55.393	271.4	42:36.607
19	1	2:03.936	37.123	31.139	55.674	272.7	44:40.543
20	1	4:27.936 B	36.759	31.883	3:19.294	270.7	49:08.479
21	2	2:13.656	51.127	30.697	51.832	270.7	51:22.135
22	2	1:54.396	33.662	30.020	50.714	270.7	53:16.531
23	2	1:54.499	33.875	30.095	50.529	272.0	55:11.030
24	2	1:53.868	33.329	30.022	50.517	270.7	57:04.898
25	2	22:36.432 B	33.512	30.026	...	272.0	1:19:41.330
26	1	2:19.669	52.907	31.664	55.098	256.5	1:22:00.999
27	1	2:01.225	36.486	31.135	53.604	270.0	1:24:02.224
28	1	2:01.667	34.990	30.953	55.724	270.7	1:26:03.891
29	1	2:00.876	35.679	30.702	54.495	272.7	1:28:04.767
30	1	2:03.766	37.726	30.728	55.312	272.0	1:30:08.533
31	1	2:01.610	35.685	30.988	54.937	269.3	1:32:10.143
32	1	2:00.312	35.475	30.664	54.173	271.4	1:34:10.455
33	1	2:00.663	35.671	30.612	54.380	272.7	1:36:11.118
34	1	2:01.620	35.957	30.617	55.046	272.7	1:38:12.738
35	1	2:00.141	35.206	30.487	54.448	272.0	1:40:12.879
36	1	4:27.531 B	36.026	30.531	3:20.974	272.7	1:44:40.410
37	3	2:13.742	51.482	30.345	51.915	270.0	1:46:54.152
38	3	1:58.821	33.989	30.110	54.722	271.4	1:48:52.973
39	3	1:58.830	34.316	29.996	54.518	275.5	1:50:51.803

99 — Proton Competition — Porsche 911 RSR - 19 — LMGTE
1.Dominique BASTIEN

Lap	D	Time	Sector 1	Sector 2	Sector 3	T. Spd	Elapsed
1	1	7:24.133	5:53.939	32.470	57.724	264.1	7:24.133
2	1	2:12.288 B	36.325	30.847	1:05.116	266.0	9:36.421
3	1	3:46.977	2:22.296	30.640	54.041	268.7	13:23.398
4	1	1:59.053	34.876	30.685	53.492	265.4	15:22.451
5	1	1:59.265	34.809	30.749	53.707	270.7	17:21.716
6	1	1:57.662	34.500	30.428	52.734	269.3	19:19.378
7	1	2:05.084 B	34.356	30.603	1:00.125	266.7	21:24.462
8	1	7:00.241	5:28.730	33.398	58.113	266.0	28:24.703
9	1	2:08.614	38.863	31.513	58.238	266.0	30:33.317
10	1	2:06.929	37.050	31.904	57.975	264.1	32:40.246
11	1	2:05.958	37.180	32.246	56.532	264.7	34:46.204
12	1	2:04.677	36.663	31.609	56.405	264.7	36:50.881
13	1	2:02.657	36.037	31.331	55.289	265.4	38:53.538
14	1	2:06.314	36.159	32.601	57.554	264.7	40:59.852
15	1	2:03.919	36.027	31.454	56.438	266.0	43:03.771
16	1	2:05.504	36.121	32.189	57.194	265.4	45:09.275
17	1	2:12.705 B	36.715	31.413	1:04.577	265.4	47:21.980
18	1	6:49.835	5:18.929	31.968	58.938	264.1	54:11.815
19	1	2:04.238	36.704	31.579	55.955	267.3	56:16.053
20	1	2:02.820	35.689	31.231	55.900	265.4	58:18.873
21	1	2:04.127	35.545	31.401	57.181	264.1	1:00:23.000
22	1	2:03.451	36.344	31.455	55.652	266.7	1:02:26.451
23	1	2:08.930	35.735	34.635	58.560	262.8	1:04:35.381

EUROPEAN LE MANS SERIES

4 HOURS OF LE CASTELLET

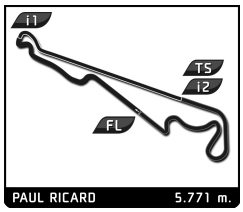

ELMS Collective Test Day

4 Hours of Le Castellet

Morning Test

Sector Analysis

Lap under Red Flag | ~~Invalidated Lap~~ | Personal Best | Session Best | **B** Crossing the pit lane

Lap	D	Time	Sector 1	Sector 2	Sector 3	T. Spd	Elapsed	Lap	D	Time	Sector 1	Sector 2	Sector 3	T. Spd	Elapsed
24	1	2:19.144 **B**	37.289	32.728	1:09.127	248.3	1:06:54.525								
25	1	13:24.267 **B**	...	34.917	1:14.676	268.0	1:20:18.792								
26	1	4:06.770	2:37.111	32.480	57.179	270.7	1:24:25.562								
27	1	2:03.098	35.385	30.906	56.807	270.7	1:26:28.660								
28	1	2:05.314	38.513	31.414	55.387	270.7	1:28:33.974								
29	1	2:01.512	35.687	30.878	54.947	270.7	1:30:35.486								
30	1	2:01.833	35.530	30.843	55.460	268.0	1:32:37.319								
31	1	2:00.616	35.233	30.868	54.515	271.4	1:34:37.935								
32	1	2:01.975	35.314	30.839	55.822	270.0	1:36:39.910								
33	1	2:19.886 **B**	37.676	32.492	1:09.718	254.7	1:38:59.796								