

EUROPEAN LE MANS SERIES


4 Hours of Spa-Francorchamps

Bronze Driver Collective Test

Sector Analysis

Lap under Red Flag											Invalidated Lap	Personal Best	Session Best	B Crossing the pit lane		
Lap	D	Time	Sector 1	Sector 2	Sector 3	T. Spd	Elapsed	Lap	D	Time	Sector 1	Sector 2	Sector 3	T. Spd	Elapsed	
2	United Autosports 1. Wayne BOYD 3. Edouard CAUHAUPE 2. Robert WHELDON							Ligier JS P320 - Nissan LMP3								
	1	2	2:35.744	54.568	1:04.900	36.276	240.3	2:35.744	3	1	2:22.182	40.353	1:03.374	38.455	259.9	7:10.141
	2	2	2:18.343	39.915	1:03.272	35.156	264.9	4:54.087	4	1	3:54.768	1:41.086	1:38.268	35.414	80.2	11:04.909
	3	2	2:19.402	39.370	1:02.076	37.956	261.1	7:13.489	5	1	2:20.163	39.986	1:04.858	35.319	260.5	13:25.072
	4	2	3:53.076	1:41.456	1:36.442	35.178	79.6	11:06.565	6	1	2:18.639	39.845	1:02.765	36.029	258.0	15:43.711
	5	2	2:19.298	39.374	1:04.516	35.408	263.6	13:25.863	7	1	2:21.056	40.745	1:04.391	35.920	219.4	18:04.767
	6	2	2:17.311	39.332	1:02.838	35.141	265.6	15:43.174	8	1	2:18.262	39.942	1:02.932	35.388	258.6	20:23.029
	7	2	2:17.738	39.415	1:03.010	35.313	265.6	18:00.912	9	1	2:18.636	39.751	1:03.257	35.628	259.9	22:41.665
	8	2	2:16.259	39.275	1:01.858	35.126	262.4	20:17.171	10	1	2:18.486	39.884	1:03.104	35.498	259.2	25:00.151
	9	2	2:24.116	B 39.303	1:03.257	41.556	264.9	22:41.287	11	1	2:18.071	39.734	1:02.867	35.470	259.9	27:18.222
	10	2	3:51.935	2:13.553	1:03.194	35.188	261.1	26:33.222	12	1	2:23.188	39.767	1:03.864	39.557	263.6	29:41.410
	11	2	2:16.578	39.274	1:02.135	35.169	263.6	28:49.800	13	1	2:20.047	39.746	1:04.216	36.085	262.4	32:01.457
	12	2	2:16.455	39.180	1:02.060	35.215	264.3	31:06.255								
3	United Autosports 1. James MCGUIRE 3. Andrew BENTLEY 2. Duncan TAPPY							Ligier JS P320 - Nissan LMP3								
	1	1	2:34.897	49.200	1:09.574	36.123	250.8	2:34.897								
	2	1	2:23.780	40.657	1:07.077	36.046	259.2	4:58.677								
4	DKR Engineering 1. Laurents HARR 2. Mathieu DE BARBUAT							Duqueine M30 - D08 - Nissan LMP3								
	1	2	2:25.355	44.142	1:05.185	36.028	227.6	2:25.355								
	2	2	2:16.468	38.998	1:02.318	35.152	268.9	4:41.823								
	3	2	2:21.935	B 38.745	1:01.952	41.238	268.9	7:03.758								
	4	2	4:44.172	3:04.670	1:04.461	35.041	191.1	11:47.930								
	5	2	2:15.502	38.988	1:01.792	34.722	268.9	14:03.432								
	6	2	2:15.544	38.961	1:01.780	34.803	269.6	16:18.976								
	7	2	2:15.908	38.851	1:02.170	34.887	270.9	18:34.884								
	8	2	2:15.859	38.946	1:02.061	34.852	270.9	20:50.743								
	9	2	2:17.716	38.803	1:03.135	35.778	271.6	23:08.459								
	10	2	2:50.040	B 38.830	1:01.753	1:09.457	270.9	25:58.499								
5	MV2S Racing 1. Christophe CRESPIER 3. Adrien CHILA 2. Fabien LAVERGNE							Ligier JS P320 - Nissan LMP3								
	1	3	2:37.136	53.715	1:05.414	38.007	255.6	2:37.136								
	2	3	2:18.244	39.938	1:03.352	34.954	263.0	4:55.380								
	3	3	2:20.741	39.457	1:02.251	39.033	263.6	7:16.121								
	4	3	3:53.527	1:41.333	1:36.242	35.952	79.9	11:09.648								
	5	3	2:18.301	39.328	1:02.644	36.329	263.6	13:27.949								
	6	3	2:22.869	B 39.231	1:02.541	41.097	264.3	15:50.818								
	7	1	3:25.577	1:40.990	1:06.941	37.646	250.8	19:16.395								
	8	1	2:19.361	39.754	1:04.115	35.492	261.7	21:35.756								
	9	1	2:18.110	39.424	1:03.209	35.477	263.0	23:53.866								
	10	1	2:19.479	39.397	1:03.472	36.610	263.6	26:13.345								
	11	1	2:18.677	39.233	1:03.889	35.555	264.9	28:32.022								
12	1	2:18.267	39.277	1:03.547	35.443	265.6	30:50.289									
6	Nielsen Racing 1. Nicholas ADCOCK 3. Max KOEBOLT 2. Austin MCCUSKER							Ligier JS P320 - Nissan LMP3								
	1	1	2:29.393	47.457	1:05.648	36.288	248.5	2:29.393								
2	1	2:18.566	40.218	1:03.070	35.278	257.4	4:47.959									
7	Nielsen Racing 1. Anthony WELLS 2. Colin NOBLE							Ligier JS P320 - Nissan LMP3								
	1	1	2:30.239	48.806	1:05.026	36.407	252.0	2:30.239								
	2	1	2:29.714	B 40.717	1:05.439	43.558	256.2	4:59.953								
	3	1	7:46.590	6:07.895	1:03.123	35.572	255.6	12:46.543								
	4	1	2:18.918	39.979	1:03.447	35.492	259.2	15:05.461								
	5	1	2:19.707	40.813	1:03.446	35.448	256.8	17:25.168								
	6	1	2:18.329	39.838	1:03.117	35.374	263.0	19:43.497								
	7	1	2:17.983	39.489	1:03.067	35.427	262.4	22:01.480								
	8	1	2:27.292	39.528	1:11.256	36.508	264.3	24:28.772								
	9	1	2:18.714	39.745	1:03.249	35.720	263.6	26:47.486								
	10	1	2:31.859	B 39.608	1:06.588	45.663	263.0	29:19.345								
8	Graff 1. Eric TROUILLET 3. David DROUX 2. Sebastien PAGE							Ligier JS P320 - Nissan LMP3								
	1	1	2:25.682	45.003	1:05.035	35.644	242.4	2:25.682								
	2	1	2:17.891	39.851	1:02.836	35.204	262.4	4:43.573								
	3	1	2:16.251	39.277	1:01.875	35.099	265.6	6:59.824								
	4	1	4:03.703	1:34.699	1:50.823	38.181	79.8	11:03.527								
	5	1	2:18.910	40.275	1:03.690	34.945	262.4	13:22.437								
	6	1	2:18.343	39.385	1:02.643	36.315	265.6	15:40.780								
	7	1	2:23.615	B 39.759	1:02.187	41.669	266.9	18:04.395								
	8	2	3:54.607	2:14.618	1:04.785	35.204	255.0	21:59.002								
	9	2	2:18.586	39.731	1:03.419	35.436	261.7	24:17.588								
	10	2	2:18.780	40.190	1:03.113	35.477	263.0	26:36.368								
	11	2	2:19.139	39.979	1:03.772	35.388	263.6	28:55.507								
12	2	2:19.379	39.741	1:04.203	35.435	263.6	31:14.886									
9	Graff 1. Matthias KAISER 2. Rory PENTTINEN							Ligier JS P320 - Nissan LMP3								
	1	2	2:21.625	43.816	1:02.961	34.848	250.8	2:21.625								
	2	2	2:14.633	39.162	1:00.834	34.637	261.1	4:36.258								
	3	2	2:14.573	38.882	1:00.823	34.868	263.6	6:50.831								
	4	2	4:09.742	B 1:32.210	1:54.760	42.772	80.0	11:00.573								
	5	2	3:53.705	2:14.221	1:04.301	35.183	255.6	14:54.278								
	6	2	2:16.850	39.827	1:01.868	35.155	259.9	17:11.128								
	7	2	2:15.727	39.288	1:01.516	34.923	263.0	19:26.855								
	8	2	2:15.915	39.189	1:01.860	34.866	263.6	21:42.770								
	9	2	2:17.398	39.201	1:02.753	35.444	264.3	24:00.168								
	10	2	2:16.470	39.346	1:02.172	34.952	264.9	26:16.638								
11	2	2:16.117	39.107	1:01.927	35.083	266.2	28:32.755									






EUROPEAN LE MANS SERIES
4 Hours of Spa-Francorchamps
Bronze Driver Collective Test

Sector Analysis

Lap under Red Flag Invalidated Lap Personal Best Session Best B Crossing the pit lane

Lap	D	Time	Sector 1	Sector 2	Sector 3	T. Spd	Elapsed	Lap	D	Time	Sector 1	Sector 2	Sector 3	T. Spd	Elapsed
12	2	2:24.839 B	39.634	1:02.915	42.290	265.6	30:57.594	5	1	2:19.019	40.128	1:03.675	35.216	258.6	14:56.248
11	Eurointernational 1.Andrea DROMEDARI 3.Joey ALDERS 2.Jacopo BARATTO Ligier JS P320 - Nissan LMP3							6	1	2:17.218	39.795	1:02.149	35.274	258.6	17:13.466
1	1	2:39.236	54.039	1:08.077	37.120	221.1	2:39.236	7	1	2:16.769	39.801	1:01.829	35.139	258.6	19:30.235
2	1	2:22.546	40.703	1:05.337	36.506	259.9	5:01.782	8	1	2:24.597 B	39.460	1:01.710	43.427	259.2	21:54.832
3	1	2:49.152 B	40.640	1:05.123	1:03.389	259.9	7:50.934	9	1	4:19.954	2:28.742	1:11.552	39.660	258.0	26:14.786
4	1	5:03.380	3:22.486	1:04.989	35.905	255.0	12:54.314	10	1	2:19.479	39.910	1:03.846	35.723	259.9	28:34.265
5	1	2:20.502	40.407	1:04.120	35.975	260.5	15:14.816	11	1	2:17.540	39.712	1:02.300	35.528	260.5	30:51.805
6	1	2:20.205	40.022	1:03.614	36.569	264.3	17:35.021	15	RLR M Sport 1.Michael BENHAM 3.Malthe JAKOBSEN 2.Alex KAPADIA Ligier JS P320 - Nissan LMP3						
7	1	2:20.019	39.995	1:03.889	36.135	263.0	19:55.040	1	1	2:51.309	1:11.600	1:03.857	35.852	252.0	2:51.309
8	1	2:18.718	39.788	1:03.426	35.504	263.0	22:13.758	2	1	2:19.094	40.841	1:02.756	35.497	254.4	5:10.403
9	1	2:18.502	39.715	1:03.329	35.458	262.4	24:32.260	3	1	2:57.628	39.995	1:02.022	1:15.611	259.2	8:08.031
10	1	2:19.364	39.906	1:03.740	35.718	261.7	26:51.624	4	1	3:33.101 B	1:41.905	1:09.394	41.802	79.7	11:41.132
11	1	2:19.407	40.005	1:03.793	35.609	262.4	29:11.031	5	1	4:39.514	3:01.822	1:02.316	35.376	255.6	16:20.646
12	1	2:19.297	39.938	1:03.517	35.842	262.4	31:30.328	6	1	2:18.151	40.546	1:02.221	35.384	256.8	18:38.797
12	Racing Experience 1.David HAUSER 3.Tom CLOET 2.Gary HAUSER Duqueine M30 - D08 - Nissan LMP3							7	1	2:20.085	40.492	1:04.064	35.529	261.1	20:58.882
1	3	2:46.298	1:03.777	1:05.612	36.909	244.1	2:46.298	8	1	2:17.702	39.952	1:02.568	35.182	261.7	23:16.584
2	3	2:20.896	40.816	1:04.006	36.074	261.7	5:07.194	9	1	2:21.662	39.690	1:04.485	37.487	263.0	25:38.246
3	3	2:59.902	40.373	1:04.114	1:15.415	264.3	8:07.096	10	1	2:18.735	39.919	1:02.746	36.070	262.4	27:56.981
4	3	3:29.647	1:41.216	1:12.313	36.118	79.4	11:36.743	11	1	2:42.983 B	40.300	1:17.782	44.901	262.4	30:39.964
5	3	2:20.472	40.330	1:04.355	35.787	263.0	13:57.215	18	AIM Villorba Corse 1.Alessandro BRESSAN 3.Damiano FIORAVANTI 2.Andreas LASKARATOS Ligier JS P320 - Nissan LMP3						
6	3	2:20.203	40.194	1:04.155	35.854	263.6	16:17.418	1	2	2:31.586	50.389	1:05.595	35.602	251.4	2:31.586
7	3	2:20.655	40.273	1:04.740	35.642	243.5	18:38.073	2	2	2:19.834	39.990	1:03.870	35.974	258.0	4:51.420
8	3	2:20.125	40.450	1:04.002	35.673	264.9	20:58.198	3	2	2:19.533	39.626	1:02.250	37.657	259.9	7:10.953
9	3	2:20.960	40.000	1:04.988	35.972	264.9	23:19.158	4	2	3:54.441	1:40.704	1:38.345	35.392	80.7	11:05.394
10	3	2:24.184	39.774	1:05.961	38.449	266.9	25:43.342	5	2	2:20.285	39.678	1:05.194	35.413	261.7	13:25.679
11	3	2:20.450	40.254	1:04.456	35.740	264.9	28:03.792	6	2	2:18.413	40.310	1:02.731	35.372	261.7	15:44.092
12	3	2:19.434	39.887	1:04.077	35.470	266.9	30:23.226	7	2	2:18.109	40.179	1:02.785	35.145	255.0	18:02.201
13	Inter Europol Competition 1.Martin HIPPE 3.Aidan READ 2.Ugo DE WILDE Ligier JS P320 - Nissan LMP3							8	2	2:16.799	39.584	1:02.178	35.037	260.5	20:19.000
1	1	2:56.674	1:15.979	1:05.271	35.424	258.0	2:56.674	9	2	2:25.864 B	39.461	1:03.862	42.541	261.7	22:44.864
2	1	2:18.704	39.582	1:03.847	35.275	263.6	5:15.378	10	2	3:50.530	2:11.692	1:03.131	35.707	256.2	26:35.394
3	1	3:15.047 B	39.334	1:05.004	1:30.709	246.3	8:30.425	11	2	2:18.184	39.985	1:02.652	35.547	259.2	28:53.578
4	1	3:49.195	2:02.833	1:04.247	42.115	259.9	12:19.620	12	2	2:17.452	39.722	1:02.035	35.695	259.9	31:11.030
5	1	2:16.423	39.369	1:02.024	35.030	263.0	14:36.043	19	COOL Racing 1.Nicolas MAULINI 3.Niklas KRUETTEN 2.Matthew BELL Ligier JS P320 - Nissan LMP3						
6	1	2:15.844	39.021	1:01.726	35.097	264.9	16:51.887	1	1	3:46.593	2:03.896	1:04.467	38.230	253.2	3:46.593
7	1	2:24.749 B	39.917	1:02.871	41.961	263.6	19:16.636	2	1	2:17.463	39.635	1:02.496	35.332	259.2	6:04.056
8	1	3:18.964	1:40.284	1:03.388	35.292	223.9	22:35.600	3	1	3:57.279	39.392	1:51.653	1:26.234	259.2	10:01.335
9	1	2:17.440	39.466	1:02.592	35.382	263.6	24:53.040	4	1	2:23.047	41.309	1:04.108	37.630	261.1	12:24.382
10	1	2:19.361	39.529	1:04.237	35.595	264.9	27:12.401	5	1	2:15.849	39.120	1:01.419	35.310	261.1	14:40.231
11	1	2:17.055	39.498	1:02.084	35.473	263.0	29:29.456	6	1	2:16.151	39.050	1:01.735	35.366	262.4	16:56.382
12	1	2:16.779	39.359	1:02.119	35.301	263.0	31:46.235	7	1	2:19.300	39.000	1:03.561	36.739	263.6	19:15.682
14	Inter Europol Competition 1.Mattia PASINI 3.Nicolas PINO 2.Mateusz KAPRZYK Ligier JS P320 - Nissan LMP3							8	1	2:22.669 B	39.079	1:02.057	41.533	261.7	21:38.351
1	1	3:57.524	2:07.449	1:13.702	36.373	245.2	3:57.524	9	1	5:51.511	4:12.509	1:03.193	35.809	260.5	27:29.862
2	1	2:18.573	40.560	1:02.749	35.264	255.0	6:16.097	10	1	2:16.276	39.522	1:01.693	35.061	261.1	29:46.138
3	1	4:03.320	39.984	2:04.433	1:18.903	257.4	10:19.417	11	1	2:16.472	39.321	1:01.914	35.237	263.6	32:02.610
4	1	2:17.812	40.051	1:02.568	35.193	256.2	12:37.229	20	Team Virage 1.Rob HODES 3.Charles CREWS 2.Garett GRIST Ligier JS P320 - Nissan LMP3						






EUROPEAN LE MANS SERIES
4 Hours of Spa-Francorchamps
Bronze Driver Collective Test

Sector Analysis

Lap under Red Flag												Invalidated Lap	Personal Best	Session Best	B Crossing the pit lane
Lap	D	Time	Sector 1	Sector 2	Sector 3	T. Spd	Elapsed	Lap	D	Time	Sector 1	Sector 2	Sector 3	T. Spd	Elapsed
25 G-Drive Racing Aurus 01 - Gibson															
1. John FALB			3. Gustavo MENEZES									LMP2 P/A			
2. Rui ANDRADE															
1	3	4:12.696	2:32.566	1:04.171	35.959	247.4	4:12.696	9	1	2:12.389	37.609	1:00.706	34.074	284.4	22:05.908
2	3	2:16.208	39.798	1:01.311	35.099	255.6	6:28.904	10	1	2:11.945	37.553	1:00.540	33.852	285.2	24:17.853
3	3	4:10.062	1:17.887	2:07.269	44.906	79.8	10:38.966	11	1	2:12.847	37.811	1:01.476	33.560	282.9	26:30.700
4	3	2:16.503	39.884	1:01.563	35.056	255.6	12:55.469	12	1	2:11.317	37.598	1:00.051	33.668	283.7	28:42.017
5	3	2:15.623	39.295	1:01.302	35.026	264.3	15:11.092	13	1	2:11.397	37.628	1:00.084	33.685	283.7	30:53.414
6	3	2:23.115	39.630	1:02.501	40.984	258.6	17:34.207								
7	3	2:16.309	39.737	1:01.472	35.100	256.8	19:50.516								
8	3	2:15.877	39.577	1:01.162	35.138	257.4	22:06.393								
9	3	2:15.583	39.216	1:01.290	35.077	259.9	24:21.976								
10	3	2:34.832	40.230	1:07.188	47.414	231.5	26:56.808								
11	3	2:56.948	1:19.580	1:02.279	35.089	255.6	29:53.756								
12	3	2:17.503	39.357	1:02.593	35.553	261.1	32:11.259								
55 Spirit of Race Ferrari 488 GTE Evo															
1. Duncan CAMERON			3. David PEREL									LMGTE			
2. Matthew GRIFFIN															
1	1	2:57.902	1:13.465	1:06.780	37.657	246.8	2:57.902	1	1	2:57.902	1:13.465	1:06.780	37.657	246.8	2:57.902
2	1	2:23.879	40.705	1:06.506	36.668	256.8	5:21.781	2	1	2:23.879	40.705	1:06.506	36.668	256.8	5:21.781
3	1	3:24.265	40.966	1:13.345	1:29.954	242.4	8:46.046	3	1	3:24.265	40.966	1:13.345	1:29.954	242.4	8:46.046
4	1	4:49.469	2:58.220	1:11.305	39.944	252.0	13:35.515	4	1	4:49.469	2:58.220	1:11.305	39.944	252.0	13:35.515
5	1	2:20.867	40.084	1:04.713	36.070	258.0	15:56.382	5	1	2:20.867	40.084	1:04.713	36.070	258.0	15:56.382
6	1	2:20.516	39.910	1:04.519	36.087	259.9	18:16.898	6	1	2:20.516	39.910	1:04.519	36.087	259.9	18:16.898
7	1	2:21.177	40.043	1:04.807	36.327	259.2	20:38.075	7	1	2:21.177	40.043	1:04.807	36.327	259.2	20:38.075
8	1	2:31.473	40.078	1:13.022	38.373	259.9	23:09.548	8	1	2:31.473	40.078	1:13.022	38.373	259.9	23:09.548
9	1	2:23.071	40.134	1:04.934	38.003	259.2	25:32.619	9	1	2:23.071	40.134	1:04.934	38.003	259.2	25:32.619
10	1	2:21.451	40.099	1:05.435	35.917	258.6	27:54.070	10	1	2:21.451	40.099	1:05.435	35.917	258.6	27:54.070
11	1	2:22.023	40.020	1:05.223	36.780	259.2	30:16.093	11	1	2:22.023	40.020	1:05.223	36.780	259.2	30:16.093
60 Iron Lynx Ferrari 488 GTE Evo															
1. Claudio SCHIAVONI			3. Paolo RUBERTI									LMGTE			
2. Giorgio SERNAGIOTTO															
1	1	2:52.191	1:06.760	1:07.217	38.214	248.0	2:52.191	1	1	2:52.191	1:06.760	1:07.217	38.214	248.0	2:52.191
2	1	2:25.986	41.151	1:07.273	37.562	256.2	5:18.177	2	1	2:25.986	41.151	1:07.273	37.562	256.2	5:18.177
3	1	3:26.371	41.519	1:12.267	1:32.585	252.6	8:44.548	3	1	3:26.371	41.519	1:12.267	1:32.585	252.6	8:44.548
4	1	4:56.150	3:08.626	1:06.647	40.877	250.8	13:40.698	4	1	4:56.150	3:08.626	1:06.647	40.877	250.8	13:40.698
5	1	2:22.418	40.644	1:05.415	36.359	256.8	16:03.116	5	1	2:22.418	40.644	1:05.415	36.359	256.8	16:03.116
6	1	2:23.027	40.919	1:05.346	36.762	255.6	18:26.143	6	1	2:23.027	40.919	1:05.346	36.762	255.6	18:26.143
7	1	2:22.627	40.644	1:05.393	36.590	256.8	20:48.770	7	1	2:22.627	40.644	1:05.393	36.590	256.8	20:48.770
8	1	2:26.157	40.594	1:07.259	38.304	259.9	23:14.927	8	1	2:26.157	40.594	1:07.259	38.304	259.9	23:14.927
9	1	2:33.104	40.521	1:10.274	42.309	258.0	25:48.031	9	1	2:33.104	40.521	1:10.274	42.309	258.0	25:48.031
10	1	2:23.615	40.657	1:05.911	37.047	257.4	28:11.646	10	1	2:23.615	40.657	1:05.911	37.047	257.4	28:11.646
11	1	2:24.494	40.548	1:06.114	37.832	258.0	30:36.140	11	1	2:24.494	40.548	1:06.114	37.832	258.0	30:36.140
66 JMW Motorsport Ferrari 488 GTE Evo															
1. Jody FANNIN			3. Rodrigo SALES									LMGTE			
2. Andrea FONTANA															
1	3	3:06.099	1:15.721	1:13.500	36.878	251.4	3:06.099	1	3	3:06.099	1:15.721	1:13.500	36.878	251.4	3:06.099
2	3	2:22.980	40.778	1:05.724	36.478	256.8	5:29.079	2	3	2:22.980	40.778	1:05.724	36.478	256.8	5:29.079
3	3	3:27.036	40.461	1:21.229	1:25.346	260.5	8:56.115	3	3	3:27.036	40.461	1:21.229	1:25.346	260.5	8:56.115
4	3	3:13.238	1:21.526	1:07.567	44.145	237.1	12:09.353	4	3	3:13.238	1:21.526	1:07.567	44.145	237.1	12:09.353
5	3	3:16.578	1:34.580	1:05.469	36.529	254.4	15:25.931	5	3	3:16.578	1:34.580	1:05.469	36.529	254.4	15:25.931
6	3	2:21.624	40.751	1:04.703	36.170	257.4	17:47.555	6	3	2:21.624	40.751	1:04.703	36.170	257.4	17:47.555
7	3	2:21.224	40.046	1:04.647	36.531	258.6	20:08.779	7	3	2:21.224	40.046	1:04.647	36.531	258.6	20:08.779
8	3	2:21.105	40.177	1:04.759	36.169	257.4	22:29.884	8	3	2:21.105	40.177	1:04.759	36.169	257.4	22:29.884
9	3	2:21.856	40.340	1:05.033	36.483	258.6	24:51.740	9	3	2:21.856	40.340	1:05.033	36.483	258.6	24:51.740
10	3	2:23.833	40.398	1:06.722	36.713	257.4	27:15.573	10	3	2:23.833	40.398	1:06.722	36.713	257.4	27:15.573
11	3	2:23.396	40.589	1:05.349	37.458	257.4	29:38.969	11	3	2:23.396	40.589	1:05.349	37.458	257.4	29:38.969
12	3	2:21.817	40.166	1:05.196	36.455	258.0	32:00.786	12	3	2:21.817	40.166	1:05.196	36.455	258.0	32:00.786
77 Proton Competition Porsche 911 RSR - 19															
1. Christian RIED			3. Matt CAMPBELL									LMGTE			
2. Cooper MACNEIL															
1	1	3:03.959	1:19.309	1:07.915	36.735	231.5	3:03.959	1	1	3:03.959	1:19.309	1:07.915	36.735	231.5	3:03.959
2	1	2:23.680	41.231	1:05.789	36.660	255.0	5:27.639	2	1	2:23.680	41.231	1:05.789	36.660	255.0	5:27.639





EUROPEAN LE MANS SERIES
4 Hours of Spa-Francorchamps
Bronze Driver Collective Test

Sector Analysis

Lap under Red Flag Invalidated Lap Personal Best Session Best Crossing the pit lane

Lap	D	Time	Sector 1	Sector 2	Sector 3	T. Spd	Elapsed	Lap	D	Time	Sector 1	Sector 2	Sector 3	T. Spd	Elapsed
3	1	3:23.460	40.817	1:17.920	1:24.723	258.6	8:51.099								
4	1	3:06.304	1:24.155	1:05.926	36.223	227.6	11:57.403								
5	1	2:20.934	40.540	1:04.532	35.862	258.0	14:18.337								
6	1	2:20.865	40.494	1:04.433	35.938	257.4	16:39.202								
7	1	2:21.567	40.561	1:04.980	36.026	258.0	19:00.769								
8	1	2:20.782	40.356	1:04.390	36.036	258.0	21:21.551								
9	1	2:20.656	40.190	1:04.457	36.009	258.6	23:42.207								
10	1	2:20.740	40.218	1:04.138	36.384	258.6	26:02.947								
11	1	2:20.861	40.197	1:04.359	36.305	259.9	28:23.808								
12	1	2:21.050	40.333	1:04.631	36.086	259.2	30:44.858								
80		Iron Lynx					Ferrari 488 GTE Evo								
		1.Matteo CRESSONI		3.Miguel MOLINA			LMGTE								
		2.Rino MASTRONARDI													
1	2	5:27.131	3:33.122	1:15.979	38.030	189.1	5:27.131								
2	2	3:28.277	40.507	1:20.333	1:27.437	256.8	8:55.408								
3	2	3:13.558	1:21.641	1:13.733	38.184	228.1	12:08.966								
4	2	2:20.272	40.171	1:04.158	35.943	257.4	14:29.238								
5	2	2:19.976	40.154	1:03.651	36.171	259.2	16:49.214								
6	2	2:31.936 B	40.350	1:07.105	44.481	258.0	19:21.150								
7	2	6:14.698	4:30.584	1:05.360	38.754	255.6	25:35.848								
8	2	2:20.443	40.349	1:04.095	35.999	258.6	27:56.291								
9	2	2:32.281 B	39.929	1:03.744	48.608	261.1	30:28.572								
83		Iron Lynx					Ferrari 488 GTE Evo								
		1.Rahel FREY		3.Michelle GATTING			LMGTE								
		2.Sarah BOVY													
1	2	3:00.549	1:18.252	1:06.147	36.150	235.6	3:00.549								
2	2	2:21.498	40.213	1:04.540	36.745	259.9	5:22.047								
3	2	3:17.340	40.300	1:11.631	1:25.409	256.8	8:39.387								
4	2	3:13.826	1:31.808	1:05.868	36.150	206.8	11:53.213								
5	2	2:20.850	40.446	1:04.271	36.133	256.8	14:14.063								
6	2	2:20.282	40.252	1:04.094	35.936	258.0	16:34.345								
7	2	2:20.329	40.297	1:04.120	35.912	258.0	18:54.674								
8	2	2:21.163	40.164	1:04.652	36.347	258.0	21:15.837								
9	2	2:20.761	40.207	1:04.459	36.095	258.0	23:36.598								
10	2	2:23.054	40.059	1:04.331	38.664	259.2	25:59.652								
11	2	2:20.617	40.448	1:04.178	35.991	258.0	28:20.269								
12	2	2:20.469	40.142	1:04.393	35.934	260.5	30:40.738								
88		AF Corse					Ferrari 488 GTE Evo								
		1.François PERRODO		3.Alessio ROVERA			LMGTE								
		2.Emmanuel COLLARD													
1	1	3:20.157	1:35.923	1:07.280	36.954	251.4	3:20.157								
2	1	2:24.715	41.348	1:06.562	36.805	253.8	5:44.872								
3	1	3:50.398 B	40.725	1:36.330	1:33.343	250.3	9:35.270								
4	1	3:44.359	2:02.115	1:06.125	36.119	245.7	13:19.629								
5	1	2:20.611	40.172	1:03.814	36.625	257.4	15:40.240								
6	1	2:26.852	40.271	1:04.822	41.759	249.1	18:07.092								
7	1	2:20.583	40.272	1:04.220	36.091	256.8	20:27.675								
8	1	2:20.337	40.056	1:04.233	36.048	258.0	22:48.012								
9	1	2:21.506	39.868	1:05.167	36.471	259.9	25:09.518								
10	1	2:21.079	40.258	1:04.004	36.817	257.4	27:30.597								
11	1	2:21.266	40.528	1:04.385	36.353	256.8	29:51.863								
12	1	2:20.760	40.277	1:04.484	35.999	258.0	32:12.623								
93		Proton Competition					Porsche 911 RSR - 19								
		1.Michael FASSBENDER		3.Richard LIETZ			LMGTE								
		2.Felipe LASER													
1	1	3:34.583	1:49.342	1:07.701	37.540	249.7	3:34.583								
2	1	2:26.369	41.381	1:07.576	37.412	256.8	6:00.952								
3	1	4:05.743 B	41.197	1:52.190	1:32.356	257.4	10:06.695								
4	1	3:22.593	1:35.923	1:08.840	37.830	256.2	13:29.288								
5	1	2:23.047	40.939	1:05.941	36.167	256.8	15:52.335								
6	1	2:22.332	40.645	1:05.516	36.171	258.6	18:14.667								
7	1	2:22.726	40.720	1:05.887	36.119	255.6	20:37.393								
8	1	2:22.628	40.497	1:05.579	36.552	258.0	23:00.021								
9	1	2:22.944	40.532	1:06.041	36.371	258.6	25:22.965								
10	1	2:22.574	40.543	1:05.654	36.377	258.6	27:45.539								
11	1	2:27.962	40.690	1:09.903	37.369	256.8	30:13.501								
95		TF Sport					Aston Martin Vantage AMR								
		1.John HARTSHORNE		3.Oliver HANCOCK			LMGTE								
		2.Ross GUNN													
1	1	3:18.926	1:10.956	1:10.956	38.780	243.0	3:18.926								
2	1	2:31.527	42.644	1:10.538	38.345	216.7	5:50.453								
3	1	3:57.519	41.838	1:50.328	1:25.353	258.0	9:47.972								
4	1	2:44.424	53.990	1:11.389	39.045	253.2	12:32.396								
5	1	2:31.967	41.750	1:11.173	39.044	255.6	15:04.363								
6	1	2:33.586	42.124	1:10.717	40.745	231.0	17:37.949								
7	1	2:31.869	42.611	1:09.981	39.277	256.2	20:09.818								
8	1	2:32.738	42.102	1:11.395	39.241	257.4	22:42.556								
9	1	2:30.778	41.711	1:10.461	38.606	258.0	25:13.334								
10	1	2:29.646	41.538	1:09.675	38.433	259.9	27:42.980								
11	1	2:34.224	41.550	1:11.292	41.382	259.9	30:17.204								

