

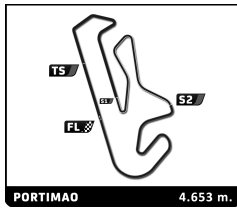
ELMS Collective Test Day
4 Hours of Portimao
Morning Test

Sector Analysis

Lap under Red Flag Invalidated Lap Personal Best Session Best Crossing the pit lane

Lap	D	Time	Sector 1	Sector 2	Sector 3	T. Spd	Elapsed	Lap	D	Time	Sector 1	Sector 2	Sector 3	T. Spd	Elapsed
2		United Autosports		Ligier JS P320 - Nissan		LMP3		3		United Autosports		Ligier JS P320 - Nissan		LMP3	
		1.Wayne BOYD		3.Edouard CAUHAUPE						1.James MCGUIRE		3.Andrew BENTLEY			
		2.Robert WHELDON								2.Duncan TAPPY					
1	1	2:34.506 B	1:13.621	33.697	47.188		2:34.506	1	2	4:28.641	3:05.197	38.991	44.453		4:28.641
2	1	3:55.393	2:45.887	31.608	37.898		6:29.899	2	2	1:58.839	37.618	38.439	42.782	220.9	6:27.480
3	1	1:40.666	32.117	31.242	37.307	266.0	8:10.565	3	2	1:53.333	37.206	34.339	41.788	255.3	8:20.813
4	1	1:39.854	31.574	31.151	37.129	265.4	9:50.419	4	2	1:45.154	34.026	32.555	38.573	260.2	10:05.967
5	1	1:38.945	31.100	30.902	36.943	266.0	11:29.364	5	2	1:46.115	32.546	31.690	41.879	262.8	11:52.082
6	1	1:38.728	31.056	30.606	37.066	265.4	13:08.092	6	2	1:58.136	37.139	39.457	41.540	244.3	13:50.218
7	1	1:42.339	32.453	32.233	37.653	266.7	14:50.431	7	2	1:40.565	31.878	31.321	37.366	262.8	15:30.783
8	1	1:38.988	31.059	30.694	37.235	266.7	16:29.419	8	2	1:39.945	31.652	31.291	37.002	264.7	17:10.728
9	1	1:38.661	30.861	30.608	37.192	266.0	18:08.080	9	2	1:46.643 B	31.252	30.927	44.464	263.4	18:57.371
10	1	1:47.888 B	31.589	31.162	45.137	263.4	19:55.968	10	2	6:20.291	5:11.632	31.218	37.441		25:17.662
11	1	13:18.721	...	31.223	38.525		33:14.689	11	2	1:39.619	31.221	31.293	37.105	262.1	26:57.281
12	1	1:40.153	31.079	31.138	37.936	262.8	34:54.842	12	2	1:40.061	32.081	30.892	37.088	264.7	28:37.342
13	1	1:39.280	31.101	30.929	37.250	260.9	36:34.122	13	2	1:50.084 B	31.456	31.952	46.676	261.5	30:27.426
14	1	1:39.437	31.427	30.770	37.240	260.2	38:13.559	14	2	7:25.071	6:12.172	32.324	40.575		37:52.497
15	1	1:41.693	31.009	31.886	38.798	262.8	39:55.252	15	2	1:40.377	32.135	30.859	37.383	260.2	39:32.874
16	1	1:39.395	30.989	30.824	37.582	260.9	41:34.647	16	2	1:39.318	31.414	30.752	37.152	262.8	41:12.192
17	1	1:51.541 B	32.623	32.070	46.848	266.7	43:26.188	17	2	1:51.462 B	31.753	31.070	48.639	262.1	43:03.654
18	2	6:39.307	5:28.211	31.733	39.363		50:05.495	18	2	4:50.324	3:40.234	32.597	37.493		47:53.978
19	2	1:42.556	32.701	31.411	38.444	261.5	51:48.051	19	2	1:40.174	31.257	30.835	38.082	260.2	49:34.152
20	2	1:41.104	31.856	31.041	38.207	260.2	53:29.155	20	2	1:43.333	31.685	32.227	39.421	262.1	51:17.485
21	2	1:41.279	31.535	31.513	38.231	262.8	55:10.434	21	2	1:39.171	31.134	30.822	37.215	262.1	52:56.656
22	2	1:41.302	31.877	31.208	38.217	260.2	56:51.736	22	2	1:39.689	31.101	30.631	37.957	261.5	54:36.345
23	2	2:04.450 B	34.730	37.347	52.373	262.1	58:56.186	23	2	1:41.703	31.310	31.098	39.295	259.0	56:18.048
24	2	4:06.070 B	2:43.255	34.394	48.421		1:03:02.256	24	2	1:38.945	31.147	30.664	37.134	261.5	57:56.993
25	2	6:38.250	5:29.249	31.207	37.794		1:09:40.506	25	2	1:38.942	30.983	30.669	37.290	262.1	59:35.935
26	2	1:40.432	31.480	31.191	37.761	260.2	1:11:20.938	26	2	1:55.202 B	32.646	33.786	48.770	264.1	1:01:31.137
27	2	1:40.060	31.391	31.036	37.633	260.2	1:13:00.998	27	2	6:50.852	5:38.621	34.017	38.214		1:08:21.989
28	2	1:41.758	31.535	31.891	38.332	263.4	1:14:42.756	28	2	1:38.807	30.959	30.561	37.287	259.6	1:10:00.796
29	2	1:39.892	31.403	31.016	37.473	260.9	1:16:22.648	29	2	1:38.484	30.978	30.611	36.895	262.1	1:11:39.280
30	2	1:40.421	31.169	30.946	38.306	261.5	1:18:03.069	30	2	1:45.208	30.977	34.369	39.862	260.9	1:13:24.488
31	2	1:39.944	31.309	31.082	37.553	262.1	1:19:43.013	31	2	1:38.578	31.128	30.433	37.017	260.9	1:15:03.066
32	2	1:41.182	32.414	30.987	37.781	265.4	1:21:24.195	32	2	1:54.784 B	33.502	35.654	45.628	262.8	1:16:57.850
33	2	1:40.061	31.370	31.031	37.660	262.1	1:23:04.256	33	1	5:01.993	3:44.569	35.240	42.184		1:21:59.843
34	2	1:47.525 B	31.915	31.987	43.623	259.0	1:24:51.781	34	1	2:05.985	49.820	34.533	41.632	255.9	1:24:05.828
35	3	5:13.858	4:01.715	34.006	38.137		1:30:05.639	35	1	1:48.466	34.527	33.756	40.183	254.7	1:25:54.294
36	3	1:40.942	31.672	31.553	37.717	260.2	1:31:46.581	36	1	1:48.257	33.953	33.326	40.978	257.8	1:27:42.551
37	3	1:40.695	31.406	31.504	37.785	261.5	1:33:27.276	37	1	1:47.614	33.776	33.347	40.491	254.7	1:29:30.165
38	3	1:40.155	31.267	31.401	37.487	266.7	1:35:07.431	38	1	1:46.677	33.601	32.657	40.419	255.9	1:31:16.842
39	3	1:40.995	31.863	31.470	37.662	268.7	1:36:48.426	39	1	1:46.910	34.045	32.683	40.182	254.1	1:33:03.752
40	3	1:40.960	31.334	31.786	37.840	262.8	1:38:29.386	40	1	1:48.540	33.317	33.890	41.333	259.0	1:34:52.292
41	3	1:41.158	31.343	32.206	37.609	262.1	1:40:10.544	41	1	1:47.909	34.093	33.557	40.259	249.4	1:36:40.201
42	3	1:39.946	31.264	31.140	37.542		1:41:50.490	42	1	1:46.712	33.485	33.637	39.590	257.8	1:38:26.913
43	3	1:39.646	31.250	30.917	37.479	262.1	1:43:30.136	43	1	1:47.437	33.290	33.465	40.682	259.0	1:40:14.350
44	3	1:41.425	31.853	31.711	37.861	265.4	1:45:11.561	44	1	1:48.610	34.157	34.109	40.344	257.1	1:42:02.960
45	3	1:40.660	32.110	31.172	37.378	265.4	1:46:52.221	45	1	1:48.858	33.841	34.730	40.287	259.0	1:43:51.818
46	3	1:39.522	31.129	31.070	37.323	262.8	1:48:31.743	46	1	1:58.667 B	35.922	34.724	48.021		1:45:50.485
47	3	1:39.483	31.210	30.775	37.498	262.8	1:50:11.226	47	3	4:05.028	2:52.159	32.713	40.156		1:49:55.513
48	3	1:39.213	31.146	30.842	37.225	260.2	1:51:50.439	48	3	1:43.686	31.866	31.474	40.346	259.6	1:51:39.199
49	3	1:46.811 B	31.155	31.563	44.093	251.7	1:53:37.250	49	3	1:42.120	31.927	31.798	38.395	262.1	1:53:21.319
								50	3	1:41.327	31.964	31.420	37.943	261.5	1:55:02.646





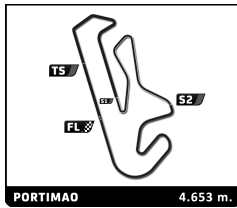
ELMS Collective Test Day
4 Hours of Portimao
Morning Test

Sector Analysis

Lap under Red Flag Invalidated Lap Personal Best Session Best Crossing the pit lane

Lap	D	Time	Sector 1	Sector 2	Sector 3	T. Spd	Elapsed	Lap	D	Time	Sector 1	Sector 2	Sector 3	T. Spd	Elapsed
4 DKR Engineering 1.Laurents HORR 2.Mathieu DE BARBUAT Duqueine M30 - D08 - Nissan LMP3								9	2	1:38.804	30.986	30.750	37.068	268.0	15:45.637
1	1	3:29.228	2:17.037	33.577	38.614		3:29.228	10	2	1:48.881 B	31.051	31.577	46.253	268.7	17:34.518
2	1	1:58.757 B	31.974	38.372	48.411	267.3	5:27.985	11	1	7:37.891	6:26.373	32.173	39.345		25:12.409
3	1	3:26.534	2:15.535	32.379	38.620		8:54.519	12	1	1:44.537	32.740	32.104	39.693	257.8	26:56.946
4	1	1:38.699	31.158	30.909	36.632	271.4	10:33.218	13	1	1:44.248	33.508	32.230	38.510	257.8	28:41.194
5	1	1:39.076	30.853	30.771	37.452	271.4	12:12.294	14	1	1:44.024	33.554	32.128	38.342	259.6	30:25.218
6	1	1:39.959	30.834	31.023	38.102	272.0	13:52.253	15	1	1:46.722	34.524	32.078	40.120	263.4	32:11.940
7	1	1:47.498 B	31.468	31.557	44.473	273.4	15:39.751	16	1	1:46.230	34.852	33.003	38.375	260.2	33:58.170
8	1	4:33.518	3:25.334	31.245	36.939		20:13.269	17	1	1:43.506	33.484	31.787	38.235	260.9	35:41.676
9	1	1:38.651	30.948	30.923	36.780	269.3	21:51.920	18	1	1:42.261	32.313	31.777	38.171	260.9	37:23.937
10	1	1:38.834	30.975	30.625	37.234	270.7	23:30.754	19	1	1:58.662	32.099	31.380	55.183	260.9	39:22.599
11	1	1:47.582 B	31.048	31.627	44.907	269.3	25:18.336	20	1	1:42.865	32.550	31.879	38.436	257.8	41:05.464
12	2	5:11.388	4:00.452	32.859	38.077		30:29.724	21	1	1:51.407 B	32.209	32.333	46.865	261.5	42:56.871
13	2	1:42.131	31.849	31.698	38.584	267.3	32:11.855	22	3	4:53.381	3:39.268	33.523	40.590		47:50.252
14	2	1:42.878	32.995	31.844	38.039	263.4	33:54.733	23	3	1:45.179	33.125	32.440	39.614	257.8	49:35.431
15	2	1:40.418	31.499	31.202	37.717	266.0	35:35.151	24	3	1:43.807	32.016	32.588	39.203	262.1	51:19.238
16	2	1:40.024	31.442	31.276	37.306	267.3	37:15.175	25	3	1:44.033	32.591	32.366	39.076	261.5	53:03.271
17	2	1:52.360 B	32.723	33.033	46.604	268.7	39:07.535	26	3	1:43.707	32.475	32.218	39.014	260.9	54:46.978
18	2	13:41.386	...	32.989	38.447		52:48.921	27	3	1:43.550	32.224	32.287	39.039	260.9	56:30.528
19	2	1:40.869	31.745	31.343	37.781	262.8	54:29.790	28	3	1:42.292	32.262	31.830	38.200	260.2	58:12.820
20	2	1:39.856	31.406	31.084	37.366	267.3	56:09.646	29	3	1:42.482	32.171	32.038	38.273	262.1	59:55.302
21	2	1:40.939	31.198	31.065	38.676	269.3	57:50.585	30	3	1:44.282	32.264	32.572	39.446	263.4	1:01:39.584
22	2	1:40.952	31.339	32.172	37.441	268.7	59:31.537	31	3	1:42.401	32.307	31.904	38.190	259.0	1:03:21.985
23	2	1:46.719 B	31.627	31.788	43.304	270.7	1:01:18.256	32	3	1:41.358	31.668	31.507	38.183	261.5	1:05:03.343
24	2	7:20.740	6:10.979	32.180	37.581		1:08:38.996	33	3	1:47.965 B	31.892	31.822	44.251	262.8	1:06:51.308
25	2	1:41.158	31.671	31.322	38.165	268.0	1:10:20.154	34	2	7:35.135	6:19.138	32.279	43.718		1:14:26.443
26	2	1:39.977	31.654	31.143	37.180	268.7	1:12:00.131	35	2	1:39.627	30.906	30.592	38.129	262.1	1:16:06.070
27	2	1:53.595	43.349	32.311	37.935	269.3	1:13:53.726	36	2	1:42.586	33.122	31.892	37.572	258.4	1:17:48.656
28	2	1:42.415	31.599	32.501	38.315	268.7	1:15:36.141	37	2	1:38.488	31.007	30.539	36.942	261.5	1:19:27.144
29	2	1:39.743	31.287	31.165	37.291	270.0	1:17:15.884	38	2	1:38.632	31.247	30.465	36.920	263.4	1:21:05.776
30	2	1:46.582 B	31.348	31.512	43.722	268.7	1:19:02.466	39	2	1:40.723	31.035	32.196	37.492	266.0	1:22:46.499
31	1	8:52.038	7:43.393	31.406	37.239		1:27:54.504	40	2	1:38.962	30.884	31.010	37.068	263.4	1:24:25.461
32	1	1:38.772	31.027	30.634	37.111	270.0	1:29:33.276	41	2	1:46.493 B	31.160	31.647	43.686	263.4	1:26:11.954
33	1	1:48.322 B	31.640	31.856	44.826	271.4	1:31:21.598	42	3	5:40.902	4:29.283	32.741	38.878		1:31:52.856
34	1	4:43.422	3:27.869	34.820	40.733		1:36:05.020	43	3	1:41.267	31.744	31.514	38.009	262.8	1:33:34.123
35	1	1:42.458	30.632	30.928	40.898	269.3	1:37:47.478	44	3	1:40.845	31.781	31.177	37.887	265.4	1:35:14.968
36	1	1:38.545	30.845	30.669	37.031	271.4	1:39:26.023	45	3	1:42.496	31.950	32.209	38.337	266.0	1:36:57.464
37	1	1:39.874	31.739	30.611	37.524	272.7	1:41:05.897	46	3	1:43.373	32.163	31.503	39.707	264.1	1:38:40.837
38	1	1:38.424	30.762	30.636	37.026		1:42:44.321	47	3	1:41.579	32.347	31.433	37.799	258.4	1:40:22.416
39	1	1:46.069 B	30.675	31.543	43.851		1:44:30.390	48	3	1:40.847	31.791	31.237	37.819		1:42:03.263
5 MV2S Racing 1.Christophe CRESP 2.Fabien LAVERGNE 3.Adrien CHILA Ligier JS P320 - Nissan LMP3								6 Nielsen Racing 1.Nicholas ADCOCK 2.Austin MCCUSKER 3.Max KOEBOLT Ligier JS P320 - Nissan LMP3							
1	2	2:22.768	1:09.412	34.115	39.241		2:22.768	1	2	2:25.766	1:11.849	34.491	39.426		2:25.766
2	2	1:40.014	31.454	31.249	37.311	263.4	4:02.782	2	2	1:43.711	32.721	32.305	38.685	264.7	4:09.477
3	2	1:39.541	31.050	30.790	37.701	266.0	5:42.323	3	2	1:42.057	31.824	31.899	38.334	269.3	5:51.534
4	2	1:39.760	31.624	30.928	37.208	269.3	7:22.083	4	2	1:41.655	31.948	31.973	37.734	268.7	7:33.189
5	2	1:40.514	31.005	31.753	37.756	270.0	9:02.597	5	2	1:41.808	31.347	32.474	37.987	270.0	9:14.997
6	2	1:41.674	32.690	31.110	37.874	270.0	10:44.271	6	2	1:42.087	31.967	31.560	38.560	270.0	10:57.084
7	2	1:38.920	30.915	30.824	37.181	268.0	12:23.191	7	2	1:40.712	31.752	31.280	37.680	269.3	12:37.796
8	2	1:43.642	31.817	34.539	37.286	270.7	14:06.833								





ELMS Collective Test Day
4 Hours of Portimao
Morning Test

Sector Analysis

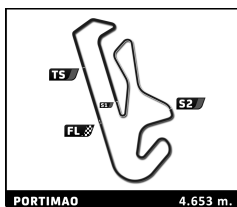
Lap under Red Flag Invalidated Lap Personal Best Session Best B Crossing the pit lane

Lap	D	Time	Sector 1	Sector 2	Sector 3	T. Spd	Elapsed	Lap	D	Time	Sector 1	Sector 2	Sector 3	T. Spd	Elapsed
8	2	1:41.816	31.528	31.736	38.552	270.0	14:19.612	2	2	5:24.116	4:13.188	32.732	38.196		7:47.600
9	2	1:41.156	31.647	31.691	37.818	269.3	16:00.768	3	2	1:42.862	32.395	32.439	38.028	262.8	9:30.462
10	2	1:48.247 B	31.615	31.602	45.030	268.7	17:49.015	4	2	1:41.579	31.776	31.909	37.894	264.1	11:12.041
11	1	5:26.673	4:09.735	34.985	41.953		23:15.688	5	2	1:41.959	31.973	31.954	38.032	264.1	12:54.000
12	1	1:46.237	34.207	32.977	39.053	255.3	25:01.925	6	2	1:40.847	31.741	31.425	37.681	264.7	14:34.847
13	1	1:43.912	32.685	32.445	38.782	260.9	26:45.837	7	2	1:41.528	31.785	31.851	37.892	266.7	16:16.375
14	1	1:43.269	32.169	32.461	38.639	260.2	28:29.106	8	2	1:41.557	31.752	31.378	38.427	265.4	17:57.932
15	1	1:43.231	32.227	32.497	38.507	259.6	30:12.337	9	2	1:42.801	32.422	31.702	38.677	263.4	19:40.733
16	1	1:43.490	32.087	31.721	39.682	261.5	31:55.827	10	2	1:41.612	31.880	31.658	38.074	263.4	21:22.345
17	1	1:42.610	32.013	32.196	38.401	260.9	33:38.437	11	2	1:41.400	31.960	31.538	37.902	264.1	23:03.745
18	1	1:43.616	32.206	32.410	39.000	260.9	35:22.053	12	2	1:40.733	31.727	31.424	37.582	262.1	24:44.478
19	1	1:43.819	32.420	32.026	39.373	260.9	37:05.872	13	2	1:43.963	31.681	32.451	39.831	262.1	26:28.441
20	1	1:53.260 B	33.435	32.796	47.029	257.1	38:59.132	14	2	1:42.791	31.866	31.666	39.259	263.4	28:11.232
21	3	4:00.264	2:49.223	32.049	38.992		42:59.396	15	2	1:56.296 B	35.259	32.478	48.559	264.1	30:07.528
22	3	1:45.761	32.198	33.764	39.799	261.5	44:45.157	16	2	5:16.705	4:06.482	31.565	38.658		35:24.233
23	3	1:41.721	31.912	31.513	38.296	260.9	46:26.878	17	2	1:41.740	31.592	31.489	38.659	262.8	37:05.973
24	3	1:42.148	32.287	31.774	38.087	262.8	48:09.026	18	2	1:47.199 B	31.884	31.125	44.190	261.5	38:53.172
25	3	1:41.135	31.741	31.363	38.031	261.5	49:50.161	19	2	2:48.192	1:39.577	31.180	37.435		41:41.364
26	3	1:41.367	32.062	31.176	38.129	260.2	51:31.528	20	2	1:51.538	31.689	31.051	48.798	263.4	43:32.902
27	3	1:41.578	31.526	31.060	38.992	262.8	53:13.106	21	2	1:40.358	31.555	31.268	37.535	263.4	45:13.260
28	3	1:40.983	31.720	31.533	37.730	259.6	54:54.089	22	2	1:41.172	31.373	30.850	38.949	264.7	46:54.432
29	3	1:40.390	31.701	31.189	37.500	262.8	56:34.479	23	2	1:41.446	32.356	31.436	37.654	262.8	48:35.878
30	3	1:46.254 B	31.469	31.061	43.724	264.1	58:20.733	24	2	1:39.417	31.179	30.910	37.328	264.7	50:15.295
31	2	10:17.806	9:07.672	32.037	38.097		1:08:38.539	25	2	1:50.771 B	32.424	31.795	46.552	266.7	52:06.066
32	2	1:42.809	31.686	31.400	39.723	260.2	1:10:21.348	26	2	4:46.012	3:36.883	31.370	37.759		56:52.078
33	2	1:40.861	31.756	31.332	37.773	260.9	1:12:02.209	27	2	1:41.051	32.184	31.008	37.859	267.3	58:33.129
34	2	1:42.176	31.764	31.555	38.857	262.1	1:13:44.385	28	2	1:39.385	31.132	30.782	37.471	262.1	1:00:12.514
35	2	1:40.972	31.488	31.556	37.928	262.1	1:15:25.357	29	2	1:39.366	31.064	30.895	37.407	262.1	1:01:51.880
36	2	1:41.832	31.569	32.129	38.134	262.1	1:17:07.189	30	2	1:48.721 B	31.151	32.107	45.463	263.4	1:03:40.601
37	2	1:42.084	32.080	31.632	38.372	263.4	1:18:49.273	31	2	17:33.549	...	32.216	38.203		1:21:14.150
38	2	1:49.234 B	32.576	32.355	44.303	263.4	1:20:38.507	32	2	1:43.072	32.329	32.183	38.560	260.2	1:22:57.222
39	1	3:49.333	2:37.331	33.375	38.627		1:24:27.840	33	2	1:45.861	31.985	31.576	42.300	259.0	1:24:43.083
40	1	1:41.954	31.781	31.670	38.503	259.6	1:26:09.794	34	2	1:45.296	33.779	32.543	38.974	244.9	1:26:28.379
41	1	1:41.727	31.646	31.787	38.294	262.8	1:27:51.521	35	2	1:42.124	31.966	31.824	38.334	264.1	1:28:10.503
42	1	1:45.517	31.711	31.981	41.825	265.4	1:29:37.038	36	2	1:42.807	32.080	31.927	38.800	264.1	1:29:53.310
43	1	1:42.271	31.713	31.691	38.867	260.2	1:31:19.309	37	2	1:42.295	32.187	31.597	38.511	259.6	1:31:35.605
44	1	1:47.045	32.410	33.399	41.236	263.4	1:33:06.354	38	2	1:41.815	31.917	31.778	38.120	262.1	1:33:17.420
45	1	1:42.372	31.597	31.966	38.809	262.8	1:34:48.726	39	2	1:41.332	31.721	31.646	37.965	263.4	1:34:58.752
46	1	1:53.671 B	32.338	32.580	48.753	264.7	1:36:42.397	40	2	1:50.242 B	32.014	32.087	46.141	266.0	1:36:48.994
47	3	3:47.541	2:36.256	32.419	38.866		1:40:29.938	41	2	3:24.227	2:14.687	31.490	38.050		1:40:13.221
48	3	1:41.751	32.027	31.770	37.954	260.9	1:42:11.689	42	2	1:39.621	31.172	31.104	37.345		1:41:52.842
49	3	1:40.685	31.502	31.354	37.829	260.9	1:43:52.374	43	2	1:41.914	32.153	31.821	37.940	269.3	1:43:34.756
50	3	1:41.339	32.317	31.274	37.748	279.1	1:45:33.713	44	2	1:40.081	31.279	31.166	37.636	267.3	1:45:14.837
51	3	1:40.485	31.529	31.076	37.880	261.5	1:47:14.198	45	2	1:41.495	32.343	31.110	38.042	267.3	1:46:56.332
52	3	1:39.631	31.334	30.869	37.428	263.4	1:48:53.829	46	2	1:39.549	31.029	30.909	37.611	262.1	1:48:35.881
53	3	1:40.568	32.033	31.119	37.416	271.4	1:50:34.397	47	2	1:40.948	31.149	31.085	38.714	264.7	1:50:16.829
54	3	1:41.026	31.530	31.199	38.297	265.4	1:52:15.423	48	2	1:40.083	31.186	30.842	38.055	265.4	1:51:56.912
55	3	1:39.827	31.563	30.852	37.412	260.2	1:53:55.250	49	2	1:39.208	30.978	30.761	37.469	263.4	1:53:36.120
56	3	1:41.592	31.459	30.714	39.419		1:55:36.842	50	2	1:49.940 B	31.422	31.250	47.268	263.4	1:55:26.060

7	Nielsen Racing	Ligier JS P320 - Nissan					
	1. Anthony WELLS 2. Colin NOBLE	LMP3					
1	2	2:23.484 B	1:03.072	34.375	46.037		2:23.484

8	Graff	Ligier JS P320 - Nissan					
	1. Eric TROUILLET 2. Sébastien PAGE	LMP3					
1	3	2:40.549	1:21.986	36.378	42.185		2:40.549



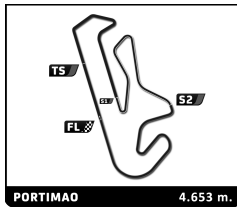


ELMS Collective Test Day
4 Hours of Portimao
Morning Test

Sector Analysis

Lap under Red Flag											Invalidated Lap	Personal Best	Session Best	B Crossing the pit lane	
Lap	D	Time	Sector 1	Sector 2	Sector 3	T. Spd	Elapsed	Lap	D	Time	Sector 1	Sector 2	Sector 3	T. Spd	Elapsed
2	3	1:50.465	37.726	33.696	39.043	182.7	4:31.014	55	1	1:41.294	31.512	31.335	38.447		1:53:46.205
3	3	1:51.772	36.093	34.940	40.739	201.9	6:22.786	56	1	2:06.426 B	32.286	37.450	56.690		1:55:52.631
4	3	1:45.051	35.126	32.164	37.761	193.5	8:07.837	9 Graff Ligier JS P320 - Nissan LMP3							
5	3	1:45.637	34.750	32.600	38.287	204.2	9:53.474	1. Matthias KAISER							
6	3	1:44.658	34.023	32.156	38.479	226.4	11:38.132	2. Rory PENTTINEN							
7	3	1:42.011	33.023	31.221	37.767	242.2	13:20.143	1	1	2:41.477	1:11.650	40.980	48.847		2:41.477
8	3	2:04.591 B	35.342	37.885	51.364	241.1	15:24.734	2	1	2:00.241	40.615	36.410	43.216	165.1	4:41.718
9	3	4:27.673	3:18.114	32.047	37.512		19:52.407	3	1	1:49.085	34.346	32.614	42.125	248.8	6:30.803
10	3	1:47.023	38.698	31.343	36.982	248.8	21:39.430	4	1	1:44.427	33.520	32.191	38.716	267.3	8:15.230
11	3	1:38.934	30.915	31.066	36.953	266.7	23:18.364	5	1	1:44.387	32.398	33.917	38.072	269.3	9:59.617
12	3	1:42.269	31.429	31.058	39.782	268.0	25:00.633	6	1	1:40.214	31.320	31.070	37.824	270.0	11:39.831
13	3	1:39.039	30.860	31.235	36.944	267.3	26:39.672	7	1	2:15.172 B	39.129	42.176	53.867	211.4	13:55.003
14	3	1:38.975	30.847	31.156	36.972	268.0	28:18.647	8	1	8:05.026	6:55.449	31.789	37.788		22:00.029
15	3	1:51.059 B	31.337	30.883	48.839	268.7	30:09.706	9	1	1:39.888	31.465	30.922	37.501	264.1	23:39.917
16	3	5:09.831	3:59.897	32.133	37.801		35:19.537	10	1	1:40.645	31.382	31.036	38.227	267.3	25:20.562
17	3	1:41.727	31.941	32.502	37.284	266.7	37:01.264	11	1	1:43.296	31.203	30.739	41.354	267.3	27:03.858
18	3	1:40.368	31.401	31.196	37.771	265.4	38:41.632	12	1	1:39.535	31.334	30.923	37.278	266.0	28:43.393
19	3	1:38.657	31.009	30.859	36.789	262.8	40:20.289	13	1	1:41.846	32.045	31.934	37.867	268.7	30:25.239
20	3	1:38.416	30.755	30.612	37.049	266.7	41:58.705	14	1	1:51.384 B	33.474	32.135	45.775	266.0	32:16.623
21	3	1:45.949 B	30.925	31.087	43.937	267.3	43:44.654	15	1	7:32.729	6:22.535	32.434	37.760		39:49.352
22	2	5:07.499	3:53.322	34.068	40.109		48:52.153	16	1	1:40.863	31.154	32.272	37.437	265.4	41:30.215
23	2	1:45.336	33.198	33.099	39.039	261.5	50:37.489	17	1	1:39.947	30.941	30.726	38.280	265.4	43:10.162
24	2	1:45.053	32.429	33.629	38.995	262.1	52:22.542	18	1	1:49.730 B	34.057	31.745	43.928	262.1	44:59.892
25	2	1:47.377	35.246	32.737	39.394	263.4	54:09.919	19	2	3:43.000	2:29.660	32.796	40.544		48:42.892
26	2	1:43.801	32.855	32.424	38.522	262.8	55:53.720	20	2	1:41.686	31.960	31.506	38.220	260.9	50:24.578
27	2	1:43.240	32.024	32.796	38.420	265.4	57:36.960	21	2	1:44.753	31.494	34.276	38.983	262.8	52:09.331
28	2	1:42.289	32.035	32.127	38.127	264.7	59:19.249	22	2	1:42.699	31.764	31.553	39.382	263.4	53:52.030
29	2	1:49.706 B	31.938	32.383	45.385	264.7	1:01:08.955	23	2	1:40.581	31.396	31.092	38.093	264.1	55:32.611
30	1	4:36.326	3:21.332	35.295	39.699		1:05:45.281	24	2	1:42.322	32.142	31.376	38.804	264.1	57:14.933
31	1	1:43.837	32.684	32.375	38.778	260.2	1:07:29.118	25	2	1:41.912	31.534	32.552	37.826	264.7	58:56.845
32	1	1:42.760	32.118	32.503	38.139	264.1	1:09:11.878	26	2	1:39.961	31.250	31.032	37.679	266.0	1:00:36.806
33	1	1:41.897	31.669	31.854	38.374	264.7	1:10:53.775	27	2	1:42.123	31.661	31.125	39.337	265.4	1:02:18.929
34	1	1:42.775	32.004	32.119	38.652	266.0	1:12:36.550	28	2	1:41.538	31.489	32.471	37.578	265.4	1:04:00.467
35	1	1:41.744	31.727	31.747	38.270	263.4	1:14:18.294	29	2	1:41.002	31.547	32.026	37.429	266.7	1:05:41.469
36	1	1:42.540	32.566	31.673	38.301	266.7	1:16:00.834	30	2	1:41.174	31.518	31.253	38.403	264.7	1:07:22.643
37	1	1:47.671 B	31.833	31.608	44.230	266.0	1:17:48.505	31	2	1:49.563 B	32.959	31.540	45.064	265.4	1:09:12.206
38	2	4:18.938	3:08.353	32.424	38.161		1:22:07.443	32	1	3:21.035	2:11.933	31.847	37.255		1:12:33.241
39	2	1:43.235	32.670	32.345	38.220	265.4	1:23:50.678	33	1	1:39.190	31.135	30.806	37.249	268.0	1:14:12.431
40	2	1:44.455	31.937	33.288	39.230	260.9	1:25:35.133	34	1	1:38.520	30.858	30.665	36.997	264.7	1:15:50.951
41	2	1:41.843	31.648	32.075	38.120	263.4	1:27:16.976	35	1	1:38.209	30.838	30.323	37.048	266.0	1:17:29.160
42	2	1:42.073	31.933	32.131	38.009	266.0	1:28:59.049	36	1	1:39.536	30.970	31.233	37.333	267.3	1:19:08.696
43	2	1:43.009	31.950	32.721	38.338	265.4	1:30:42.058	37	1	1:44.077	30.808	31.618	41.651	268.0	1:20:52.773
44	2	1:41.344	31.644	31.838	37.862	264.1	1:32:23.402	38	1	1:38.825	31.114	30.758	36.953	267.3	1:22:31.598
45	2	1:41.281	31.495	31.755	38.031	266.7	1:34:04.683	39	1	1:57.387 B	35.068	35.154	47.165	235.8	1:24:28.985
46	2	1:49.906 B	31.923	32.385	45.598	271.4	1:35:54.589	40	2	3:32.845	2:24.057	31.297	37.491		1:28:01.830
47	1	3:32.392	2:21.335	32.410	38.647		1:39:26.981	41	2	1:39.199	31.136	30.867	37.196	265.4	1:29:41.029
48	1	1:44.106	31.892	32.743	39.471	266.7	1:41:11.087	42	2	1:42.173	31.359	31.617	39.197	265.4	1:31:23.202
49	1	1:44.522	32.234	32.682	39.606	270.0	1:42:55.609	43	2	1:40.669	31.488	31.601	37.580	269.3	1:33:03.871
50	1	1:41.898	31.575	32.076	38.247	266.0	1:44:37.507	44	2	1:39.278	31.242	30.846	37.190	268.0	1:34:43.149
51	1	1:48.490 B	31.887	31.784	44.819	268.0	1:46:25.997	45	2	1:38.953	31.136	30.735	37.082	270.0	1:36:22.102
52	1	2:16.362	1:06.303	31.924	38.135		1:48:42.359	46	2	1:41.941	33.391	30.971	37.579	268.0	1:38:04.043
53	1	1:41.576	32.145	31.692	37.739	264.1	1:50:23.935	47	2	1:46.218 B	31.198	31.189	43.831	266.7	1:39:50.261
54	1	1:40.976	31.539	31.484	37.953	267.3	1:52:04.911	48	2	3:07.755	1:59.277	30.889	37.589		1:42:58.016



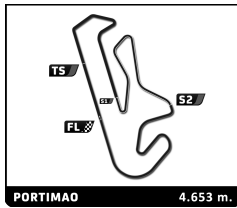


ELMS Collective Test Day
4 Hours of Portimao
Morning Test

Sector Analysis

Lap under Red Flag												Invalidated Lap												Personal Best												Session Best												Crossing the pit lane																																																																																																																																																																																																																																																																																																							
Lap	D	Time	Sector 1	Sector 2	Sector 3	T. Spd	Elapsed	Lap	D	Time	Sector 1	Sector 2	Sector 3	T. Spd	Elapsed	Lap	D	Time	Sector 1	Sector 2	Sector 3	T. Spd	Elapsed	Lap	D	Time	Sector 1	Sector 2	Sector 3	T. Spd	Elapsed	Lap	D	Time	Sector 1	Sector 2	Sector 3	T. Spd	Elapsed																																																																																																																																																																																																																																																																																																																
49	2	1:40.549	31.085	30.932	38.532		1:44:38.565	43	1	4:25.312	3:15.713	31.713	37.886		1:42:38.970	44	1	1:39.242	31.082	30.616	37.544	258.4	1:44:18.212	45	1	1:40.136	31.311	30.907	37.918	260.9	1:45:58.348	46	1	1:39.746	31.156	30.718	37.872	255.9	1:47:38.094	47	1	1:42.483	31.084	31.009	40.390	258.4	1:49:20.577	48	1	1:43.171	31.305	31.444	40.422	258.4	1:51:03.748	49	1	1:40.854	31.509	31.133	38.212	260.2	1:52:44.602	50	1	1:40.146	31.163	30.908	38.075	257.1	1:54:24.748	51	1	1:40.457	31.252	30.926	38.279	252.9	1:56:05.205																																																																																																																																																																																																																																																																								
11 Eurointernational 1. Mattia DRUDI 2. Antoine DOQUIN 3. Finn GEHRITZ Ligier JS P320 - Nissan LMP3																																																																																																																																																																																																																																																																																																																																																							
1	1	2:40.682	1:27.450	33.717	39.515		2:40.682	1	1	2:50.138	1:33.359	36.037	40.742		2:50.138	2	1	1:45.771	33.554	33.421	38.796	260.9	4:35.909	3	1	1:45.387	33.803	32.727	38.857	264.1	6:21.296	4	1	1:42.802	32.118	32.423	38.261	264.1	8:04.098	5	1	1:39.025	31.133	30.610	37.282	264.7	9:22.255	6	1	1:39.187	31.170	30.706	37.311	265.4	11:01.442	7	1	1:43.827	32.699	31.235	39.893	266.0	12:45.269	8	1	1:48.003	31.196	31.390	45.417	264.7	14:33.272	9	1	3:41.720	2:32.306	31.974	37.440		18:14.992	10	1	1:39.382	31.011	30.572	37.799	260.9	19:54.374	11	1	1:39.375	31.180	30.654	37.541	262.1	21:33.749	12	1	1:42.080	31.441	32.863	37.776	261.5	23:15.829	13	1	1:40.634	31.350	31.598	37.686	262.1	24:56.463	14	1	1:39.563	31.190	30.471	37.902	261.5	26:36.026	15	1	1:41.254	31.756	31.500	37.998	264.1	28:17.280	16	1	1:42.863	31.477	32.771	38.615	263.4	30:00.143	17	1	1:38.979	30.965	30.533	37.481	261.5	31:39.122	18	1	1:38.822	30.884	30.400	37.538	262.8	33:17.944	19	1	1:42.462	31.203	31.201	40.058	263.4	35:00.406	20	1	1:45.803	33.936	31.738	40.129	259.6	36:46.209	21	1	1:40.157	31.227	30.848	38.082	260.9	38:26.366	22	1	1:48.623	30.915	30.810	46.898	260.2	40:14.989	23	3	6:24.960	5:08.178	34.722	42.060		46:39.949	24	3	1:46.171	33.727	32.872	39.572	258.4	48:26.120	25	3	1:43.048	32.500	32.176	38.372	257.8	50:09.168	26	3	1:43.637	32.210	32.202	39.225	257.1	51:52.805	27	3	1:42.361	32.151	31.764	38.446	261.5	53:35.166	28	3	1:43.028	32.225	32.180	38.623	260.2	55:18.194	29	3	1:41.889	31.923	31.746	38.220	259.6	57:00.083	30	3	1:41.331	31.589	31.653	38.089	259.6	58:41.414	31	3	1:42.845	32.113	32.262	38.470	261.5	1:00:24.259	32	3	1:59.782	31.974	31.828	55.980	260.9	1:02:24.041	33	3	1:52.149	32.078	31.916	48.155	258.4	1:04:16.190	34	2	20:05.097	...	34.605	42.565		1:24:21.287	35	2	1:46.589	33.409	32.918	40.262	253.5	1:26:07.876	36	2	1:42.647	32.078	31.706	38.863	259.6	1:27:50.523	37	2	1:41.899	31.990	31.709	38.200	257.8	1:29:32.422	38	2	1:44.463	32.180	32.818	39.465	255.9	1:31:16.885	39	2	1:43.091	32.394	32.428	38.269	255.3	1:32:59.976	40	2	1:40.845	31.536	31.333	37.976	259.0	1:34:40.821	41	2	1:40.899	31.358	31.370	38.171		1:36:21.720	42	2	1:51.938	34.210	32.078	45.650	255.3	1:38:13.658
12 Racing Experience 1. Gary HAUSER 2. Tom CLOET 3. Guilherme DE OLIVEIRA Ligier JS P320 - Nissan LMP3																																																																																																																																																																																																																																																																																																																																																							
1	1	2:50.138	1:33.359	36.037	40.742		2:50.138	1	1	1:45.771	33.554	33.421	38.796	260.9	4:35.909	2	1	1:45.387	33.803	32.727	38.857	264.1	6:21.296	3	1	1:42.802	32.118	32.423	38.261	264.1	8:04.098	4	1	1:41.545	31.816	31.858	37.871	268.0	9:45.643	5	1	1:41.048	31.772	31.296	37.980	266.7	11:26.691	6	1	1:40.701	31.596	31.295	37.810	266.7	13:07.392	7	1	1:45.145	34.717	31.753	38.675	266.7	14:52.537	8	1	1:50.469	32.294	31.882	46.293	266.7	16:43.006	9	1	5:26.446	4:04.771	39.181	42.494		22:09.452	10	3	1:45.859	33.236	33.109	39.514	255.3	23:55.311	11	3	2:20.936	32.147	1:08.473	40.316	260.2	26:16.247	12	3	1:47.396	32.970	34.705	39.721	260.9	28:03.643	13	3	1:44.767	32.117	32.418	40.232	262.1	29:48.410	14	3	1:43.848	32.131	32.608	39.109	257.1	31:32.258	15	3	1:42.268	31.806	31.668	38.794	263.4	33:14.526	16	3	2:39.728	32.391	31.623	1:35.714	260.2	35:54.254	17	3	6:08.018	4:50.660	35.590	41.768		42:02.272	18	2	1:48.128	34.411	33.205	40.512	256.5	43:50.400	19	2	1:46.789	33.218	34.101	39.470	257.1	45:37.189	20	2	1:46.288	33.110	33.679	39.499	257.8	47:23.477	21	2	2:09.455	38.360	37.634	53.461	253.5	49:32.932	22	2	17:03.150	...	35.183	40.678		1:06:36.082	23	2	2:02.661	34.542	34.398	53.721	255.3	1:08:38.743	24	2	18:35.478	...	32.872	40.039		1:27:14.221	25	2	1:51.319	32.590	32.349	46.380	248.8	1:29:05.540	26	2	5:08.073	3:56.468	32.798	38.807		1:34:13.613	27	2	1:43.644	32.987	31.857	38.800	262.8	1:35:57.257	28	2	1:44.086	32.115	32.067	39.904	262.8	1:37:41.343	29	2	1:44.085	32.610	32.618	38.857	260.9	1:39:25.428	30	2	1:44.954	33.162	32.268	39.524	260.9	1:41:10.382	31	2	1:44.102	32.278	32.033	39.791	259.6	1:42:54.484	32	2	1:53.585	32.198	32.265	49.122	260.9	1:44:48.069	33	2	5:31.473	4:16.807	33.024	41.642		1:50:19.542	34	2	1:43.870	32.400	32.284	39.186	259.0	1:52:03.412	35	2	1:42.316	31.717	31.665	38.934		1:53:45.728	36	2	1:42.060	31.720	31.691	38.649		1:55:27.788																																																
13 Inter Europol Competition 1. Martin HIPPE 2. Ugo DE WILDE 3. Adam ETEKI Ligier JS P320 - Nissan LMP3																																																																																																																																																																																																																																																																																																																																																							
1	2	2:55.284	1:39.384	35.223	40.677		2:55.284																																																																																																																																																																																																																																																																																																																																																





ELMS Collective Test Day
4 Hours of Portimao
Morning Test

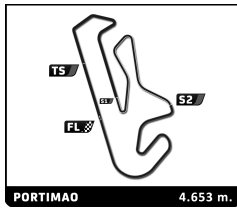
Sector Analysis

													Lap under Red Flag		Invalidated Lap		Personal Best		Session Best		B Crossing the pit lane	
Lap	D	Time	Sector 1	Sector 2	Sector 3	T. Spd	Elapsed	Lap	D	Time	Sector 1	Sector 2	Sector 3	T. Spd	Elapsed							
2	2	1:43.555	33.292	32.282	37.981	257.1	4:38.839	10	2	10:52.524	9:39.408	34.952	38.164		30:31.471							
3	2	1:52.515	B	31.982	33.135	47.398	264.7	6:31.354	11	2	1:41.190	31.499	31.459	38.232	262.8	32:12.661						
4	2	9:10.269	8:00.962	31.334	31.805	37.502	15:41.623	12	2	1:43.366	34.179	31.270	37.917	265.4	33:56.027							
5	2	1:39.292	31.334	30.861	37.097	264.1	17:20.915	13	2	1:40.250	31.953	31.189	37.108	266.0	35:36.277							
6	2	1:47.885	B	31.678	30.813	45.394	262.8	19:08.800	14	2	1:40.399	31.584	31.119	37.696	266.7	37:16.676						
7	2	13:33.803	...	31.816	37.871		32:42.603	15	2	1:52.568	B	31.730	33.318	47.520	266.7	39:09.244						
8	2	1:40.142	31.090	31.716	37.336	261.5	34:22.745	16	2	11:20.250	...	31.654	46.800		50:29.494							
9	2	1:38.914	30.931	30.885	37.098	262.8	36:01.659	17	2	1:40.920	31.591	31.281	38.048	259.6	52:10.414							
10	2	1:47.431	B	30.757	32.072	44.602	266.0	37:49.090	18	2	1:39.920	31.225	31.406	37.289	265.4	53:50.334						
11	3	3:59.299	2:46.394	32.757	40.148		41:48.389	19	2	1:39.524	31.219	30.905	37.400	265.4	55:29.858							
12	3	1:42.192	31.411	31.370	39.411	262.1	43:30.581	20	2	1:39.770	31.071	30.762	37.937	264.7	57:09.628							
13	3	1:41.365	31.429	31.649	38.287	264.1	45:11.946	21	2	1:49.669	B	31.444	31.637	46.588	268.0	58:59.297						
14	3	1:49.963	B	31.284	31.051	47.628	263.4	47:01.909	22	1	4:20.104	3:07.426	32.637	40.041		1:03:19.401						
15	3	3:40.226	2:28.882	32.093	39.251		50:42.135	23	1	1:43.053	32.560	32.103	38.390	255.3	1:05:02.454							
16	3	1:40.460	31.329	31.278	37.853	264.7	52:22.595	24	1	1:41.527	31.890	31.669	37.968	262.1	1:06:43.981							
17	3	1:40.790	31.176	31.040	38.574	265.4	54:03.385	25	1	1:41.967	31.417	31.560	38.990	264.1	1:08:25.948							
18	3	1:40.466	31.305	31.076	38.085	254.1	55:43.851	26	1	1:43.224	31.947	32.400	38.877	266.0	1:10:09.172							
19	3	1:40.191	31.237	31.227	37.727	268.0	57:24.042	27	1	1:42.758	31.495	31.857	39.406	265.4	1:11:51.930							
20	3	1:45.214	B	31.379	31.035	42.800	268.0	59:09.256	28	1	1:43.807	32.933	32.447	38.427	262.8	1:13:35.737						
21	1	5:16.485	4:05.021	32.689	38.775		1:04:25.741	29	1	1:40.960	31.633	31.504	37.823	265.4	1:15:16.697							
22	1	1:42.047	32.147	31.754	38.146	261.5	1:06:07.788	30	1	1:42.966	31.320	33.396	38.250	266.0	1:16:59.663							
23	1	1:41.834	32.019	31.723	38.092	261.5	1:07:49.622	31	1	1:43.927	31.474	32.011	40.442	265.4	1:18:43.590							
24	1	1:42.177	32.287	31.919	37.971	266.0	1:09:31.799	32	1	1:51.943	39.776	33.112	39.055	266.0	1:20:35.533							
25	1	1:42.359	31.901	31.935	38.523	264.1	1:11:14.158	33	1	1:50.254	B	31.485	31.605	47.164	265.4	1:22:25.787						
26	1	1:42.729	32.846	31.873	38.010	264.7	1:12:56.887	34	3	5:09.315	3:36.852	42.566	49.897		1:27:35.102							
27	1	1:41.051	31.537	31.674	37.840	265.4	1:14:37.938	35	3	1:46.346	33.115	32.401	40.830	262.8	1:29:21.448							
28	1	1:40.630	31.639	31.272	37.719	264.7	1:16:18.568	36	3	1:44.675	33.351	32.199	39.125	252.9	1:31:06.123							
29	1	1:50.250	B	31.491	31.917	46.842	265.4	1:18:08.818	37	3	2:16.990	32.833	1:01.919	42.238	260.2	1:33:23.113						
30	2	15:42.986	...	31.401	37.175		1:33:51.804	38	3	1:47.889	34.243	34.086	39.560	258.4	1:35:11.002							
31	2	1:37.593	30.620	30.375	36.598	266.0	1:35:29.397	39	3	1:47.901	33.068	32.862	41.971	260.2	1:36:58.903							
32	2	1:37.592	30.430	30.429	36.723	267.3	1:37:06.979	40	3	1:45.492	33.727	32.345	39.420	253.5	1:38:44.395							
33	2	1:40.820	31.130	30.800	38.890	271.4	1:38:47.799	41	3	1:51.757	33.859	34.640	43.258	260.9	1:40:36.152							
34	2	1:41.492	31.359	32.217	37.916	266.0	1:40:29.291	42	3	1:45.223	32.303	33.313	39.607	260.2	1:42:21.375							
35	2	1:45.468	B	30.824	30.701	43.943	268.0	1:42:14.759	43	3	1:44.755	32.787	32.187	39.781	251.2	1:44:06.130						
36	2	3:46.354	2:38.157	31.087	37.110		1:46:01.113	44	3	1:45.062	34.266	32.066	38.730	260.9	1:45:51.192							
37	2	1:40.555	31.716	30.998	37.841	268.7	1:47:41.668	45	3	1:42.612	32.261	31.691	38.660	261.5	1:47:33.804							
38	2	1:40.040	31.527	31.099	37.414	267.3	1:49:21.708	46	3	1:42.161	32.023	31.603	38.535	264.7	1:49:15.965							
39	2	1:39.215	31.068	30.975	37.172	262.1	1:51:00.923	47	3	1:44.211	33.122	32.146	38.943	262.8	1:51:00.176							
40	2	1:41.237	31.269	30.967	39.001	268.0	1:52:42.160	48	3	1:44.380	33.078	32.044	39.258	258.4	1:52:44.556							
41	2	1:41.066	32.770	31.105	37.191	251.2	1:54:23.226	49	3	1:47.082	34.090	33.765	39.227	228.8	1:54:31.638							
42	2	1:50.862	B	34.222	31.390	45.250	1:56:14.088	50	3	1:54.926	B	32.721	32.279	49.926	256.5	1:56:26.564						

14		Inter Europol Competition			Ligier JS P320 - Nissan			
		1. Mateusz KAPRZYK	3. Patryk KRUPINSKI	LMP3				
		2. Nicolas PINO						
1	2	2:32.898	B	1:08.752	34.383	49.763	2:32.898	
2	2	5:03.994	3:50.191	35.236	38.567		7:36.892	
3	2	1:42.517	32.201	31.998	38.318	264.7	9:19.409	
4	2	1:41.312	31.917	31.590	37.805	263.4	11:00.721	
5	2	1:41.823	32.457	31.735	37.631	268.7	12:42.544	
6	2	1:44.399	31.793	34.346	38.260	266.7	14:26.943	
7	2	1:40.982	31.924	31.655	37.403	264.7	16:07.925	
8	2	1:40.842	31.267	31.514	38.061	266.0	17:48.767	
9	2	1:50.180	B	33.095	32.120	44.965	264.7	19:38.947

15		RLR MSport			Ligier JS P320 - Nissan			
		1. Michael BENHAM	3. Malthé JAKOBSEN	LMP3				
		2. Alex KAPADIA						
1	3	2:09.759	B	50.799	32.703	46.257	2:09.759	
2	3	3:44.211	2:35.649	31.353	37.209		5:53.970	
3	3	1:39.605	31.338	31.040	37.227	264.7	7:33.575	
4	3	1:39.591	31.456	31.358	36.777	267.3	9:13.166	
5	3	1:38.059	30.778	30.694	36.587	266.0	10:51.225	
6	3	1:38.298	30.775	30.485	37.038	268.0	12:29.523	
7	3	1:38.088	30.875	30.486	36.727	266.7	14:07.611	
8	3	1:46.370	B	30.906	31.522	43.942	267.3	15:53.981
9	2	3:57.807	2:48.164	31.850	37.793		19:51.788	





ELMS Collective Test Day
4 Hours of Portimao
Morning Test

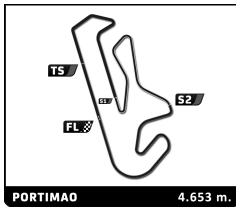
Sector Analysis

Lap under Red Flag														Invalidated Lap	Personal Best	Session Best	B Crossing the pit lane
Lap	D	Time	Sector 1	Sector 2	Sector 3	T. Spd	Elapsed	Lap	D	Time	Sector 1	Sector 2	Sector 3	T. Spd	Elapsed		
10	2	1:40.444	31.844	31.329	37.271	262.8	21:32.232	8	3	1:39.462	31.191	30.950	37.321	264.7	15:08.767		
11	2	1:39.512	31.244	30.991	37.277	262.8	23:11.744	9	3	1:39.256	31.157	30.718	37.381	265.4	16:48.023		
12	2	1:39.135	31.081	30.949	37.105	262.8	24:50.879	10	3	1:46.452 B	31.128	30.974	44.350	264.1	18:34.475		
13	2	1:39.847	30.941	30.859	38.047	262.8	26:30.726	11	3	16:01.220	...	35.085	39.531		34:35.695		
14	2	1:39.403	31.081	30.930	37.392	266.0	28:10.129	12	3	1:40.148	31.093	31.610	37.445	259.6	36:15.843		
15	2	1:39.134	31.004	30.954	37.176	264.1	29:49.263	13	3	1:46.556	31.039	30.625	44.892	261.5	38:02.399		
16	2	1:41.619	31.912	31.561	38.146	265.4	31:30.882	14	3	1:59.955	34.102	45.199	40.654	262.1	40:02.354		
17	2	1:46.834 B	30.773	30.738	45.323	264.1	33:17.716	15	3	1:54.590	31.196	35.917	47.477	260.9	41:56.944		
18	1	5:32.862	4:19.917	33.697	39.248		38:50.578	16	3	1:39.641	31.159	30.998	37.484	261.5	43:36.585		
19	1	1:42.659	32.465	32.225	37.969	259.6	40:33.237	17	3	1:39.372	31.081	30.833	37.458	262.8	45:15.957		
20	1	1:42.315	31.713	31.871	38.731	260.9	42:15.552	18	3	1:47.408	30.928	35.451	41.029	263.4	47:03.365		
21	1	1:42.148	31.975	32.105	38.068	257.1	43:57.700	19	3	1:44.895	33.665	31.142	40.088	263.4	48:48.260		
22	1	1:41.436	31.829	31.700	37.907	260.9	45:39.136	20	3	1:39.335	31.022	30.524	37.789	262.8	50:27.595		
23	1	1:42.745	31.825	32.424	38.496	262.1	47:21.881	21	3	1:38.945	30.899	30.631	37.415	263.4	52:06.540		
24	1	1:56.774 B	34.089	34.351	48.334	198.9	49:18.655	22	3	1:45.324 B	30.875	30.625	43.824	264.1	53:51.864		
25	3	16:58.855	...	35.462	38.845		1:06:17.510	23	1	19:34.673	...	35.729	39.757		1:13:26.537		
26	3	1:38.459	30.976	30.460	37.023	261.5	1:07:55.969	24	1	1:44.548	33.909	31.633	39.006	259.0	1:15:11.085		
27	3	1:38.512	30.876	30.543	37.093	261.5	1:09:34.481	25	1	1:42.282	32.247	31.091	38.944	261.5	1:16:53.367		
28	3	1:40.210	31.126	30.990	38.094	265.4	1:11:14.691	26	1	1:40.707	31.467	31.202	38.038	262.1	1:18:34.074		
29	3	1:39.097	31.528	30.545	37.024	265.4	1:12:53.788	27	1	1:42.268	31.499	31.047	39.722	265.4	1:20:16.342		
30	3	1:38.351	30.678	30.546	37.127	262.8	1:14:32.139	28	1	1:41.256	31.722	31.540	37.994	266.0	1:21:57.598		
31	3	1:38.344	30.876	30.460	37.008	264.1	1:16:10.483	29	1	1:43.045	31.723	31.868	39.454	265.4	1:23:40.643		
32	3	1:46.040 B	31.065	30.997	43.978	265.4	1:17:56.523	30	1	1:40.329	31.274	30.773	38.282	265.4	1:25:20.972		
33	1	3:33.978	2:23.015	31.398	39.565		1:21:30.501	31	1	1:39.802	31.318	30.880	37.604	268.7	1:27:00.774		
34	1	1:43.238	31.687	31.925	39.626	264.1	1:23:13.739	32	1	1:47.293 B	31.640	30.936	44.717	268.0	1:28:48.067		
35	1	1:40.875	31.513	31.106	38.256	262.1	1:24:54.614	33	1	12:00.239	...	32.033	39.011		1:40:48.306		
36	1	1:42.608	31.630	31.966	39.012	261.5	1:26:37.222	34	1	1:40.020	31.399	30.828	37.793	261.5	1:42:28.326		
37	1	1:41.260	31.443	31.302	38.515	260.9	1:28:18.482	35	1	1:39.333	31.216	30.588	37.529	264.7	1:44:07.659		
38	1	1:42.421	32.383	31.346	38.692	264.7	1:30:00.903	36	1	1:39.700	31.282	30.881	37.537	255.9	1:45:47.359		
39	1	1:42.902	32.276	31.663	38.963	264.7	1:31:43.805	37	1	1:45.187	31.135	34.445	39.607	263.4	1:47:32.546		
40	1	1:41.665	31.749	31.449	38.467	261.5	1:33:25.470	38	1	1:38.942	30.940	30.724	37.278	266.0	1:49:11.488		
41	1	1:41.344	31.406	31.969	37.969	265.4	1:35:06.814	39	1	2:02.233	35.229	41.856	45.148	268.7	1:51:13.721		
42	1	1:51.678 B	35.668	32.132	43.878	268.0	1:36:58.492	40	1	1:50.584	31.350	36.991	42.243	262.8	1:53:04.305		
43	2	3:34.830	2:23.127	32.499	39.204		1:40:33.322	41	1	1:42.415	33.089	31.479	37.847	233.3	1:54:46.720		
44	2	1:40.244	31.419	31.100	37.725	262.8	1:42:13.566	42	1	1:41.845	31.084	31.048	39.713	265.4	1:56:28.565		
45	2	1:39.900	31.167	31.263	37.470	268.0	1:43:53.466										
46	2	1:41.009	32.216	31.166	37.627	265.4	1:45:34.475										
47	2	1:40.663	31.424	30.863	38.376	259.6	1:47:15.138										
48	2	1:44.326	31.150	30.812	42.364	266.7	1:48:59.464										
49	2	1:39.156	31.079	30.792	37.285		1:50:38.620										
50	2	1:39.987	31.166	31.118	37.703	269.3	1:52:18.607										
51	2	1:40.589	31.457	31.604	37.528	267.3	1:53:59.196										
52	2	1:39.793	31.531	30.852	37.410	264.7	1:55:38.989										

18		1 AIM Villorba Corse		Ligier JS P320 - Nissan			
		1. Alessandro BRESSAN	3. Damiano FIORAVANTI	LMP3			
		2. Andreas LASKARATOS					
1	3	3:10.079	1:52.147	35.771	42.161	3:10.079	
2	3	1:55.684	38.205	35.335	42.144	220.9	5:05.763
3	3	1:41.768	32.290	31.793	37.685	259.6	6:47.531
4	3	1:40.376	31.924	31.089	37.363	262.8	8:27.907
5	3	1:39.935	31.322	31.073	37.540	264.1	10:07.842
6	3	1:40.255	31.357	31.324	37.574	264.1	11:48.097
7	3	1:41.208	31.487	31.429	38.292	264.7	13:29.305

19		COOL Racing		Ligier JS P320 - Nissan			
		1. Nicolas MAULINI	3. Niklas KRUETTEN	LMP3			
		2. Matthew BELL					
1	2	3:52.513	2:40.457	33.414	38.642	3:52.513	
2	2	1:48.014	35.488	34.012	38.514	227.4	5:40.527
3	2	1:58.525 B	34.737	33.799	49.989	236.8	7:39.052
4	2	7:14.149	6:04.298	32.005	37.846		14:53.201
5	2	1:43.054	32.981	32.091	37.982	243.2	16:36.255
6	2	1:51.895 B	31.612	31.250	49.033	262.8	18:28.150
7	2	12:05.058	...	31.518	37.635		30:33.208
8	2	1:40.620	31.544	31.555	37.521	259.6	32:13.828
9	2	1:42.391	33.392	31.519	37.480	260.9	33:56.219
10	2	1:42.545	32.168	31.490	38.887	266.0	35:38.764
11	2	1:39.425	31.236	30.877	37.312	261.5	37:18.189
12	2	1:51.827 B	31.194	32.924	47.709	264.1	39:10.016
13	2	7:35.069	6:27.242	30.639	37.188		46:45.085
14	2	1:39.332	31.025	30.707	37.600	262.1	48:24.417
15	2	1:39.567	30.893	31.048	37.626	262.1	50:03.984





ELMS Collective Test Day
4 Hours of Portimao
Morning Test

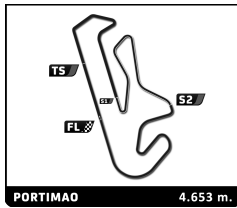
Sector Analysis

												Lap under Red Flag		Invalidated Lap		Personal Best		Session Best		B Crossing the pit lane	
Lap	D	Time	Sector 1	Sector 2	Sector 3	T. Spd	Elapsed	Lap	D	Time	Sector 1	Sector 2	Sector 3	T. Spd	Elapsed						
16	2	1:40.020	32.390	30.577	37.053	266.7	51:44.004	19	1	1:46.726	32.663	33.868	40.195	257.8	49:33.713						
17	2	1:39.375	31.051	31.028	37.296	264.1	53:23.379	20	1	1:53.242	B 31.819	34.266	47.157	259.0	51:26.955						
18	2	1:45.194	B 30.956	30.729	43.509	263.4	55:08.573	21	1	4:13.869	3:01.967	32.974	38.928		55:40.824						
19	1	4:20.878	3:09.313	33.376	38.189		59:29.451	22	1	1:43.089	32.185	32.347	38.557	260.2	57:23.913						
20	1	1:42.909	32.213	32.023	38.673	263.4	1:01:12.360	23	1	1:43.369	32.588	31.938	38.843	260.2	59:07.282						
21	1	1:40.940	31.562	31.426	37.952	264.1	1:02:53.300	24	1	1:44.755	31.957	33.969	38.829	260.2	1:00:52.037						
22	1	2:09.151	B 31.883	36.526	1:00.742	262.1	1:05:02.451	25	1	1:41.939	31.788	31.838	38.313	259.6	1:02:33.976						
23	1	4:31.062	3:21.226	32.085	37.751		1:09:33.513	26	1	1:42.456	31.710	32.394	38.352	259.0	1:04:16.432						
24	1	1:43.455	31.750	32.864	38.841	262.1	1:11:16.968	27	1	1:42.285	31.904	31.976	38.405	258.4	1:05:58.717						
25	1	1:41.236	31.601	31.176	38.459	258.4	1:12:58.204	28	1	1:42.247	31.944	32.028	38.275	258.4	1:07:40.964						
26	1	1:40.310	31.340	31.149	37.821	263.4	1:14:38.514	29	1	1:51.097	B 32.296	32.947	45.854	259.6	1:09:32.061						
27	1	1:42.328	31.517	31.476	39.335	264.1	1:16:20.842	30	2	4:30.917	3:19.557	32.981	38.379		1:14:02.978						
28	1	1:41.312	31.079	30.932	39.301	263.4	1:18:02.154	31	2	1:40.790	31.783	31.276	37.731	257.1	1:15:43.768						
29	1	1:39.536	30.997	31.005	37.534	264.1	1:19:41.690	32	2	1:41.544	31.586	32.103	37.855	259.6	1:17:25.312						
30	1	1:40.436	31.141	31.427	37.868	262.8	1:21:22.126	33	2	1:40.117	31.407	31.001	37.709	261.5	1:19:05.429						
31	1	1:39.353	31.038	31.005	37.310	264.1	1:23:01.479	34	2	1:40.406	31.400	31.141	37.865	260.2	1:20:45.835						
32	1	1:39.868	30.928	31.144	37.796	264.1	1:24:41.347	35	2	1:41.246	31.995	30.959	38.292	262.8	1:22:27.081						
33	1	1:44.501	31.796	31.287	41.418	264.7	1:26:25.848	36	2	1:40.395	31.431	31.134	37.830	261.5	1:24:07.476						
34	1	1:41.757	31.197	31.307	39.253	264.1	1:28:07.605	37	2	1:48.389	B 32.947	31.277	44.165	260.9	1:25:55.865						
35	1	1:40.708	31.733	31.348	37.627	264.1	1:29:48.313	38	2	9:28.995	8:19.319	31.333	38.343		1:35:24.860						
36	1	1:39.304	31.159	30.853	37.292	263.4	1:31:27.617	39	2	1:40.543	31.283	31.462	37.798	260.9	1:37:05.403						
37	1	1:47.366	B 31.494	32.154	43.718	264.7	1:33:14.983	40	2	1:40.340	31.391	31.169	37.780	260.9	1:38:45.743						
38	3	7:50.961	6:39.957	32.620	38.384		1:41:05.944	41	2	1:42.055	32.982	31.525	37.548	259.6	1:40:27.798						
39	3	1:41.773	32.157	31.569	38.047	260.9	1:42:47.717	42	2	1:39.598	31.094	31.047	37.457	261.5	1:42:07.396						
40	3	1:40.586	31.842	31.164	37.580	260.9	1:44:28.303	43	2	1:57.691	B 31.426	34.330	51.935	262.1	1:44:05.087						
41	3	1:40.679	31.501	30.890	38.288	260.9	1:46:08.982	44	2	3:40.894	2:29.965	31.032	39.897		1:47:45.981						
42	3	1:40.001	31.421	30.884	37.696	262.8	1:47:48.983	45	2	1:38.494	30.802	30.635	37.057	257.1	1:49:24.475						
43	3	1:39.555	31.090	30.903	37.562	260.9	1:49:28.538	46	2	1:42.665	31.771	31.663	39.231	264.7	1:51:07.140						
44	3	1:39.938	31.321	30.884	37.733	265.4	1:51:08.476	47	2	1:38.802	30.921	30.702	37.179	266.7	1:52:45.942						
45	3	1:39.501	31.176	30.917	37.408	264.7	1:52:47.977	48	2	1:44.207	31.836	31.792	40.579	262.1	1:54:30.149						
46	3	1:40.237	31.396	31.328	37.513	264.1	1:54:28.214	49	2	1:49.908	B 31.099	32.157	46.652	260.2	1:56:20.057						
47	3	1:40.578	31.189	31.550	37.839	266.0	1:56:08.792														

20		Team Virage		Ligier JS P320 - Nissan			
		1. Rob HODES		LMP3			
		2. Alex FONTANA					
1	2	5:16.406	3:53.515	38.842	44.049	5:16.406	
2	2	1:57.986	39.178	36.685	42.123	7:14.392	
3	2	1:53.742	38.392	35.594	39.756	194.2	9:08.134
4	2	1:48.760	36.222	33.087	39.451	219.5	10:56.894
5	2	1:59.734	41.160	39.121	39.453	192.2	12:56.628
6	2	1:42.388	32.375	31.734	38.279	259.6	14:39.016
7	2	1:41.356	31.851	31.424	38.081	261.5	16:20.372
8	2	1:42.074	31.826	31.372	38.876	257.8	18:02.446
9	2	1:41.179	31.763	31.412	38.004	258.4	19:43.625
10	2	1:47.367	B 31.628	31.375	44.364	259.6	21:30.992
11	1	13:55.630	...	35.915	43.221		35:26.622
12	1	1:47.672	34.144	33.213	40.315	251.2	37:14.294
13	1	1:49.487	33.832	35.491	40.164	252.9	39:03.781
14	1	1:45.758	33.214	33.374	39.170	259.0	40:49.539
15	1	1:44.107	32.627	32.584	38.896	257.8	42:33.646
16	1	1:43.987	32.745	32.265	38.977	259.0	44:17.633
17	1	1:44.449	32.125	32.993	39.331	257.8	46:02.082
18	1	1:44.905	33.429	32.383	39.093	258.4	47:46.987

22		United Autosports		Oreca 07 - Gibson			
		1. Phil HANSON		LMP2			
		2. Jonathan ABERDEIN		3. Tom GAMBLE			
1	1	2:33.387	1:24.000	32.722	36.665	2:33.387	
2	1	1:43.135	B 31.293	30.185	41.657	264.7	4:16.522
3	1	11:30.187	...	30.080	36.290		15:46.709
4	1	1:37.412	29.961	29.878	37.573	282.0	17:24.121
5	1	1:36.025	30.303	29.452	36.270	279.8	19:00.146
6	1	1:34.416	29.555	29.379	35.482	280.5	20:34.562
7	1	1:35.069	30.668	29.348	35.053	281.2	22:09.631
8	1	1:33.484	29.341	29.277	34.866	280.5	23:43.115
9	1	1:42.010	B 29.213	30.270	42.527	282.0	25:25.125
10	1	5:46.402	4:36.301	33.115	36.986		31:11.527
11	1	1:32.977	29.196	29.034	34.747	280.5	32:44.504
12	1	1:36.689	29.863	30.421	36.405	282.0	34:21.193
13	1	1:33.234	29.161	28.998	35.075	280.5	35:54.427
14	1	1:33.177	29.117	28.913	35.147	281.2	37:27.604
15	1	1:45.030	B 29.298	30.962	44.770	279.8	39:12.634
16	2	5:24.984	4:16.543	31.329	37.112		44:37.618
17	2	1:35.995	30.342	30.048	35.605	274.1	46:13.613
18	2	1:34.980	29.482	29.575	35.923	279.8	47:48.593
19	2	1:35.727	30.385	29.848	35.494	280.5	49:24.320



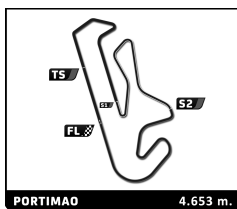


ELMS Collective Test Day
4 Hours of Portimao
Morning Test

Sector Analysis

Lap under Red Flag													Invalidated Lap	Personal Best	Session Best	B Crossing the pit lane
Lap	D	Time	Sector 1	Sector 2	Sector 3	T. Spd	Elapsed	Lap	D	Time	Sector 1	Sector 2	Sector 3	T. Spd	Elapsed	
20	2	1:34.427	29.630	29.595	35.202	281.2	50:58.747	23	1	1:35.801	29.861	30.478	35.462	276.9	1:00:47.574	
21	2	1:42.021 B	29.556	30.050	42.415	282.7	52:40.768	24	1	1:34.404	29.608	29.254	35.542	276.9	1:02:21.978	
22	2	8:29.687	7:21.381	31.919	36.387		1:01:10.455	25	1	1:34.935	29.494	30.021	35.420	277.6	1:03:56.913	
23	2	1:34.598	29.524	29.798	35.276	281.2	1:02:45.053	26	1	1:34.181	29.554	29.194	35.433	276.2	1:05:31.094	
24	2	1:33.651	29.284	29.348	35.019	281.2	1:04:18.704	27	1	1:36.000	30.688	29.464	35.848	279.1	1:07:07.094	
25	2	1:33.726	29.341	29.098	35.287	282.0	1:05:52.430	28	1	1:35.143	29.456	29.429	36.258	277.6	1:08:42.237	
26	2	1:42.900 B	31.117	29.741	42.042	283.5	1:07:35.330	29	1	1:36.957	29.735	30.255	36.967	277.6	1:10:19.194	
27	2	10:58.787	9:45.400	34.499	38.888		1:18:34.117	30	1	1:34.269	29.326	29.317	35.626	276.9	1:11:53.463	
28	2	1:32.998	29.115	29.008	34.875	284.2	1:20:07.115	31	1	1:35.857	31.115	29.479	35.263	278.4	1:13:29.320	
29	2	1:33.178	29.459	28.917	34.802	283.5	1:21:40.293	32	1	1:34.134	29.358	29.420	35.356	281.2	1:15:03.454	
30	2	1:33.405	28.849	28.949	35.607	285.7	1:23:13.698	33	1	1:42.720 B	29.780	30.229	42.711	279.8	1:16:46.174	
31	2	1:43.942 B	29.746	31.438	42.758	282.0	1:24:57.640	34	2	3:24.175	2:18.418	30.154	35.603		1:20:10.349	
32	3	5:14.648	4:08.885	30.190	35.573		1:30:12.288	35	2	1:37.312	31.152	30.669	35.491	279.8	1:21:47.661	
33	3	1:36.035	30.023	30.525	35.487	282.7	1:31:48.323	36	2	1:35.569	29.962	29.584	36.023	277.6	1:23:23.230	
34	3	1:35.438	29.539	29.564	36.335	284.2	1:33:23.761	37	2	1:34.002	29.587	29.230	35.185	278.4	1:24:57.232	
35	3	1:34.799	29.253	29.512	36.034	285.7	1:34:58.560	38	2	1:35.048	29.717	29.842	35.489	279.1	1:26:32.280	
36	3	1:33.917	29.294	29.426	35.197	282.7	1:36:32.477	39	2	1:35.386	29.416	29.949	36.021	279.8	1:28:07.666	
37	3	1:34.331	29.208	29.251	35.872	284.2	1:38:06.808	40	2	1:35.592	30.418	29.771	35.403	274.1	1:29:43.258	
38	3	1:34.390	29.204	29.874	35.312	280.5	1:39:41.198	41	2	1:34.425	29.577	29.344	35.504	278.4	1:31:17.683	
39	3	1:34.391	29.087	29.231	36.073	285.0	1:41:15.589	42	2	1:38.531	32.233	31.197	35.101	278.4	1:32:56.214	
40	3	1:43.150 B	29.079	30.106	43.965	281.2	1:42:58.739	43	2	1:34.106	29.182	29.888	35.036	280.5	1:34:30.320	
41	3	3:55.326	2:48.541	31.119	35.666		1:46:54.065	44	2	1:33.511	29.289	29.023	35.199	281.2	1:36:03.831	
42	3	1:34.248	29.308	29.448	35.492	283.5	1:48:28.313	45	2	1:34.041	29.157	29.077	35.807	279.1	1:37:37.872	
43	3	1:40.118	29.148	29.980	40.990	288.0	1:50:08.431	46	2	1:33.465	29.286	29.151	35.028	281.2	1:39:11.337	
44	3	1:35.202	29.164	29.326	36.712	285.0	1:51:43.633	47	2	1:40.822 B	29.132	29.133	42.557	279.8	1:40:52.159	
45	3	1:34.694	29.828	29.514	35.352	288.8	1:53:18.327	48	2	9:10.089	8:02.935	30.167	36.987		1:50:02.248	
46	3	1:33.037	28.852	29.073	35.112	286.5	1:54:51.364	49	2	1:35.135	29.479	29.937	35.719	279.8	1:51:37.383	
47	3	1:34.898	29.165	29.194	36.539	286.5	1:56:26.262	50	2	1:34.304	29.439	29.409	35.456	279.8	1:53:11.687	
24 Algarve Pro Racing Oreca 07 - Gibson LMP2																
1. Sophia FLOERSCH 3. Richard BRADLEY																
2. Ferdinand HABSBURG																
1	3	2:17.083	1:05.960	32.524	38.599		2:17.083	25 G-Drive Racing Aurus 01 - Gibson LMP2 P/A								
2	3	1:37.684	31.457	30.110	36.117	277.6	3:54.767	1. John FALB 3. Gustavo MENEZES								
3	3	1:36.244	30.171	30.314	35.759	281.2	5:31.011	2. Rui ANDRADE								
4	3	1:36.406	30.536	29.938	35.932	282.0	7:07.417	1	2	4:36.699	3:26.105	33.195	37.399		4:36.699	
5	3	1:35.575	30.101	29.985	35.489	280.5	8:42.992	2	2	1:39.096	31.778	31.563	35.755	281.2	6:15.795	
6	3	1:34.544	29.683	29.592	35.269	282.0	10:17.536	3	2	1:36.009	30.270	30.356	35.383	281.2	7:51.804	
7	3	1:34.799	29.427	29.640	35.732	282.0	11:52.335	4	2	1:35.405	29.733	30.145	35.527	282.7	9:27.209	
8	3	1:41.325 B	29.943	29.504	41.878	281.2	13:33.660	5	2	1:34.443	29.587	29.640	35.216	282.7	11:01.652	
9	3	16:19.045	...	30.814	35.953		29:52.705	6	2	1:36.664	31.362	29.971	35.331	284.2	12:38.316	
10	3	1:36.872	29.804	30.569	36.499	277.6	31:29.577	7	2	1:36.019	31.068	29.752	35.199	285.0	14:14.335	
11	3	1:35.347	29.427	30.345	35.575	276.9	33:04.924	8	2	1:35.334	30.487	29.511	35.336	285.0	15:49.669	
12	3	1:39.894 B	29.410	29.290	41.194	277.6	34:44.818	9	2	1:36.054	29.413	29.533	37.108	282.7	17:25.723	
13	3	7:11.165	5:59.620	33.643	37.902		41:55.983	10	2	1:44.087 B	31.238	29.927	42.922	279.8	19:09.810	
14	3	1:35.044	29.173	29.116	36.755	277.6	43:31.027	11	2	5:46.596	4:37.191	32.418	36.987		24:56.406	
15	3	1:35.867	29.096	29.307	37.464	281.2	45:06.894	12	2	1:34.158	29.632	29.356	35.170	277.6	26:30.564	
16	3	1:33.972	29.349	29.226	35.397	278.4	46:40.866	13	2	1:34.094	29.547	29.312	35.235	279.1	28:04.658	
17	3	1:39.685	30.370	32.362	36.953	279.1	48:20.551	14	2	1:36.974	30.928	30.510	35.536	281.2	29:41.632	
18	3	1:43.424 B	29.328	31.377	42.719	279.8	50:03.975	15	2	1:33.753	29.374	29.164	35.215	279.8	31:15.385	
19	1	4:19.523	3:12.521	30.893	36.109		54:23.498	16	2	1:36.835	29.842	30.632	36.361	282.0	32:52.220	
20	1	1:36.197	30.442	30.125	35.630	278.4	55:59.695	17	2	1:40.312	30.656	30.623	39.033	279.8	34:32.532	
21	1	1:37.085	30.224	29.853	37.008	280.5	57:36.780	18	2	1:36.302	29.472	29.194	37.636	279.1	36:08.834	
22	1	1:34.993	29.788	29.513	35.692	275.5	59:11.773	19	2	1:36.247	30.526	29.553	36.168	282.0	37:45.081	
								20	2	1:41.313 B	29.500	29.617	42.196	276.2	39:26.394	





ELMS Collective Test Day
4 Hours of Portimao
Morning Test

Sector Analysis

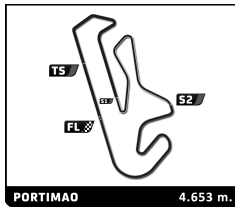
Lap under Red Flag Invalidated Lap Personal Best Session Best Crossing the pit lane

Lap	D	Time	Sector 1	Sector 2	Sector 3	T. Spd	Elapsed	Lap	D	Time	Sector 1	Sector 2	Sector 3	T. Spd	Elapsed	
21	3	4:15.408	3:07.417	31.286	36.705		43:41.802	11	2	1:34.830	29.176	29.134	36.520	280.5	31:53.406	
22	3	1:37.404	30.929	30.135	36.340	276.2	45:19.206	12	2	1:33.031	28.889	28.947	35.195	279.8	33:26.437	
23	3	1:36.223	30.168	30.060	35.995	277.6	46:55.429	13	2	1:38.133	29.969	29.897	38.267	280.5	35:04.570	
24	3	1:38.708	31.910	30.669	36.129	278.4	48:34.137	14	2	1:33.648	29.220	29.292	35.136	279.8	36:38.218	
25	3	1:36.510	30.110	30.448	35.952	278.4	50:10.647	15	2	1:43.569	B	30.822	30.595	42.152	285.7	38:21.787
26	3	1:37.829	30.523	30.051	37.255	279.1	51:48.476	16	1	12:23.409	...	31.973	37.115		50:45.196	
27	3	1:35.967	30.231	29.639	36.097	276.9	53:24.443	17	1	1:38.725	30.568	30.982	37.175	276.2	52:23.921	
28	3	1:36.962	30.100	30.434	36.428	279.1	55:01.405	18	1	1:39.713	31.924	30.451	37.338	277.6	54:03.634	
29	3	1:36.326	31.094	29.662	35.570	279.8	56:37.731	19	1	1:37.202	30.204	30.272	36.726	278.4	55:40.836	
30	3	1:35.097	29.736	29.583	35.778	279.1	58:12.828	20	1	1:36.477	30.174	29.995	36.308	276.2	57:17.313	
31	3	1:35.870	29.645	30.723	35.502	279.1	59:48.698	21	1	1:36.750	29.767	31.028	35.955	279.8	58:54.063	
32	3	1:35.490	29.674	29.559	36.257	279.1	1:01:24.188	22	1	1:35.273	29.623	29.732	35.918	279.1	1:00:29.336	
33	3	1:34.744	29.640	29.488	35.616	279.1	1:02:58.932	23	1	1:39.309	29.587	31.175	38.547	280.5	1:02:08.645	
34	3	1:35.664	30.412	29.608	35.644	280.5	1:04:34.596	24	1	1:34.806	29.435	29.562	35.809	278.4	1:03:43.451	
35	3	1:34.752	29.604	29.643	35.505	279.8	1:06:09.348	25	1	1:34.875	29.488	29.606	35.781	277.6	1:05:18.326	
36	3	1:35.434	30.325	29.363	35.746	279.8	1:07:44.782	26	1	1:34.563	29.493	29.544	35.526	279.1	1:06:52.889	
37	3	1:34.075	29.429	29.260	35.386	279.8	1:09:18.857	27	1	1:36.712	29.301	29.974	37.437	280.5	1:08:29.601	
38	3	1:42.981	B	29.619	30.329	43.033	279.8	1:11:01.838	28	1	1:37.926	29.674	31.385	36.867	279.8	1:10:07.527
39	1	3:32.749	2:25.474	30.894	36.381		1:14:34.587	29	1	1:35.104	29.785	29.640	35.679	279.1	1:11:42.631	
40	1	1:36.616	30.191	30.103	36.322	275.5	1:16:11.203	30	1	1:35.640	29.997	30.060	35.583	279.8	1:13:18.271	
41	1	1:39.103	30.806	31.109	37.188	280.5	1:17:50.306	31	1	1:35.091	29.729	29.776	35.586	279.8	1:14:53.362	
42	1	1:36.962	30.139	30.304	36.519	272.7	1:19:27.268	32	1	1:34.814	29.547	29.607	35.660	280.5	1:16:28.176	
43	1	1:35.956	29.832	30.191	35.933	276.9	1:21:03.224	33	1	1:43.064	B	29.353	30.027	43.684	282.0	1:18:11.240
44	1	1:37.077	31.168	29.996	35.913	277.6	1:22:40.301	34	3	4:20.495	3:14.161	30.328	36.006		1:22:31.735	
45	1	1:35.720	29.692	30.171	35.857	277.6	1:24:16.021	35	3	1:36.546	30.174	30.543	35.829	278.4	1:24:08.281	
46	1	1:37.892	29.903	30.728	37.261	278.4	1:25:53.913	36	3	1:37.629	32.079	29.645	35.905	262.8	1:25:45.910	
47	1	1:37.972	29.945	29.784	38.243	274.1	1:27:31.885	37	3	1:33.885	29.358	29.302	35.225	279.8	1:27:19.795	
48	1	1:35.471	29.810	29.858	35.803	277.6	1:29:07.356	38	3	1:34.448	29.735	29.409	35.304	284.2	1:28:54.243	
49	1	1:41.315	B	29.544	29.813	41.958	277.6	1:30:48.671	39	3	1:32.990	29.124	29.086	34.780	279.8	1:30:27.233
50	1	8:16.070	7:09.893	30.281	35.896		1:39:04.741	40	3	1:33.904	29.897	29.100	34.907	282.7	1:32:01.137	
51	1	1:35.682	29.849	30.024	35.809	277.6	1:40:40.423	41	3	1:34.196	29.162	29.403	35.631	282.7	1:33:35.333	
52	1	1:36.674	29.785	30.449	36.440	276.9	1:42:17.097	42	3	1:35.211	29.470	29.394	36.347	284.2	1:35:10.544	
53	1	1:36.460	30.022	29.810	36.628	282.0	1:43:53.557	43	3	1:34.317	29.326	29.826	35.165	279.8	1:36:44.861	
54	1	1:36.771	31.057	29.966	35.748	277.6	1:45:30.328	44	3	1:34.170	29.355	29.743	35.072	282.7	1:38:19.031	
55	1	1:35.471	29.636	30.074	35.761	278.4	1:47:05.799	45	3	1:42.704	B	31.419	29.632	41.653	283.5	1:40:01.735
56	1	1:37.283	30.489	29.996	36.798	280.5	1:48:43.082	46	3	6:05.980	5:00.310	29.903	35.767		1:46:07.715	
57	1	1:36.155	30.430	29.737	35.988	279.1	1:50:19.237	47	3	1:34.565	29.542	29.453	35.570	277.6	1:47:42.280	
58	1	1:36.837	29.894	30.030	36.913	278.4	1:51:56.074	48	3	1:35.423	30.761	29.502	35.160	284.2	1:49:17.703	
59	1	1:35.484	29.834	29.475	36.175	275.5	1:53:31.558	49	3	1:35.154	30.236	29.527	35.391	285.7	1:50:52.857	
60	1	1:35.088	29.742	29.671	35.675	272.7	1:55:06.646	50	3	1:33.678	29.349	29.216	35.113	280.5	1:52:26.535	
								51	3	1:33.884	29.137	29.278	35.469	282.0	1:54:00.419	
								52	3	1:34.878	30.208	29.522	35.148	284.2	1:55:35.297	

26	G-Drive Racing		Aurus 01 - Gibson					
	1. Roman RUSINOV		LMP2					
	2. Franco COLAPINTO		3. Nyck DE VRIES					
	1	2	2:15.676	1:01.601	34.889	39.186	2:15.676	
	2	2	1:40.731	33.370	30.714	36.647	264.7	3:56.407
	3	2	1:35.430	30.246	29.628	35.556	277.6	5:31.837
	4	2	1:38.140	30.104	30.204	37.832	286.5	7:09.977
	5	2	1:34.992	29.611	29.480	35.901	285.7	8:44.969
	6	2	1:34.837	29.481	30.164	35.192	285.0	10:19.806
	7	2	1:33.504	29.215	29.243	35.046	285.0	11:53.310
	8	2	1:46.043	B	31.437	29.686	44.920	270.0
9	2	15:01.456	...	31.387	35.732		28:40.809	
10	2	1:37.767	29.929	31.554	36.284	279.1	30:18.576	

28	IDEC Sport		Oreca 07 - Gibson					
	1. Paul LAFARGUE		LMP2					
	2. Paul Loup CHATIN		3. Patrick PILET					
	1	2	2:11.407	B	51.291	32.644	47.472	2:11.407
	2	2	7:44.451	6:38.017	30.344	36.090		9:55.858
	3	2	1:37.379	30.870	29.596	36.913	281.2	11:33.237
	4	2	1:35.367	29.652	30.039	35.676	282.0	13:08.604
	5	2	1:35.983	30.871	29.873	35.239	285.7	14:44.587
	6	2	1:40.489	31.943	31.936	36.610	287.2	16:25.076
	7	2	1:34.579	29.289	29.374	35.916	282.0	17:59.655
	8	2	1:41.368	B	29.908	29.501	41.959	282.7





ELMS Collective Test Day
4 Hours of Portimao
Morning Test

Sector Analysis

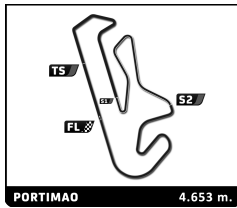
Lap under Red Flag Invalidated Lap Personal Best Session Best Crossing the pit lane

Lap	D	Time	Sector 1	Sector 2	Sector 3	T. Spd	Elapsed	Lap	D	Time	Sector 1	Sector 2	Sector 3	T. Spd	Elapsed
9	2	8:43.642 B	7:30.807	30.546	42.289		28:24.665	5	1	1:35.671	29.381	30.241	36.049	285.0	9:00.271
10	2	3:54.037	2:45.519	31.100	37.418		32:18.702	6	1	1:35.262	30.212	29.518	35.532	284.2	10:35.533
11	2	2:10.423	37.137	46.172	47.114	281.2	34:29.125	7	1	1:41.498 B	29.480	30.130	41.888	282.7	12:17.031
12	2	1:32.475	28.708	28.934	34.833	279.8	36:01.600	8	1	4:24.796	3:18.279	29.920	36.597		16:41.827
13	2	1:38.679	28.992	33.002	36.685	282.0	37:40.279	9	1	1:35.264	29.814	29.578	35.872	279.8	18:17.091
14	2	1:39.447	29.625	32.908	36.914	280.5	39:19.726	10	1	1:35.793	29.533	30.064	36.196	278.4	19:52.884
15	2	1:33.844	29.114	28.908	35.822	281.2	40:53.570	11	1	1:36.183	30.549	29.545	36.089	279.8	21:29.067
16	2	1:38.489 B	29.074	29.102	40.313	282.0	42:32.059	12	1	1:40.648 B	29.942	29.606	41.100	279.1	23:09.715
17	1	6:04.826	4:56.265	31.473	37.088		48:36.885	13	3	5:23.369	4:01.903	36.245	45.221		28:33.084
18	1	1:38.428	30.677	31.025	36.726	279.8	50:15.313	14	3	1:51.152	35.064	35.712	40.376	255.3	30:24.236
19	1	1:37.435	30.784	30.245	36.406	280.5	51:52.748	15	3	1:47.107	33.095	33.023	40.989	268.0	32:11.343
20	1	1:38.097	30.417	30.747	36.933	280.5	53:30.845	16	3	1:44.498	32.492	32.146	39.860	267.3	33:55.841
21	1	1:39.587	30.042	31.631	37.914	282.0	55:10.432	17	3	1:44.111	31.825	33.426	38.860	270.0	35:39.952
22	1	1:37.002	30.826	30.071	36.105	279.8	56:47.434	18	3	1:41.331	31.470	31.448	38.413	270.7	37:21.283
23	1	1:36.603	31.037	29.778	35.788	283.5	58:24.037	19	3	1:42.879	31.170	32.549	39.160	270.7	39:04.162
24	1	1:36.286	30.149	30.204	35.933	281.2	1:00:00.323	20	3	1:54.228 B	33.893	32.804	47.531	257.8	40:58.390
25	1	1:43.765 B	29.833	30.738	43.194	282.0	1:01:44.088	21	3	9:01.222	7:49.527	32.940	38.755		49:59.612
26	3	4:36.845	3:26.736	33.549	36.560		1:06:20.933	22	3	1:41.840	31.592	31.793	38.455	271.4	51:41.452
27	3	1:36.482	30.376	30.203	35.903	277.6	1:07:57.415	23	3	1:41.275	31.330	31.363	38.582	272.0	53:22.727
28	3	1:39.862	29.902	33.751	36.209	280.5	1:09:37.277	24	3	1:40.309	30.842	30.762	38.705	272.7	55:03.036
29	3	1:37.358	29.658	30.222	37.478	280.5	1:11:14.635	25	3	1:39.050	30.877	30.880	37.293	274.8	56:42.086
30	3	1:35.228	30.099	29.699	35.430	280.5	1:12:49.863	26	3	1:38.710	30.724	30.703	37.283	274.1	58:20.796
31	3	1:34.688	29.441	29.613	35.634	282.7	1:14:24.551	27	3	1:38.298	30.503	30.424	37.371	274.8	59:59.094
32	3	1:34.922	29.470	29.830	35.622	282.0	1:15:59.473	28	3	1:40.788	30.478	32.172	38.138	275.5	1:01:39.882
33	3	1:34.179	29.269	29.590	35.320	281.2	1:17:33.652	29	3	1:39.223	30.896	30.468	37.859	273.4	1:03:19.105
34	3	1:36.105	29.661	30.402	36.042	283.5	1:19:09.757	30	3	1:38.250	30.810	30.416	37.024	271.4	1:04:57.355
35	3	1:35.370	29.704	29.705	35.961	283.5	1:20:45.127	31	3	1:46.373 B	30.975	30.641	44.757	276.9	1:06:43.728
36	3	1:34.550	29.349	29.502	35.699	280.5	1:22:19.677	32	2	5:27.513	4:18.767	31.595	37.151		1:12:11.241
37	3	1:33.827	29.253	29.276	35.298	282.0	1:23:53.504	33	2	1:38.307	31.144	30.816	36.347	277.6	1:13:49.548
38	3	1:35.349	29.459	30.673	35.217	282.0	1:25:28.853	34	2	1:38.711	31.408	30.317	36.986	278.4	1:15:28.259
39	3	1:37.530	31.626	29.938	35.966	282.0	1:27:06.383	35	2	1:36.818	30.066	30.501	36.251	280.5	1:17:05.077
40	3	1:39.463 B	29.108	29.149	41.206	283.5	1:28:45.846	36	2	1:35.895	30.036	29.861	35.998	278.4	1:18:40.972
41	1	3:48.707	2:39.170	30.659	38.878		1:32:34.553	37	2	1:35.464	29.843	30.006	35.615	281.2	1:20:16.436
42	1	1:35.233	29.475	30.010	35.748	283.5	1:34:09.786	38	2	1:36.136	29.496	30.128	36.512	279.8	1:21:52.572
43	1	1:34.934	29.471	29.971	35.492	280.5	1:35:44.720	39	2	1:44.105 B	29.932	30.393	43.780	281.2	1:23:36.677
44	1	1:34.981	29.577	29.579	35.825	284.2	1:37:19.701	40	3	5:32.732	4:17.612	31.949	43.171		1:29:09.409
45	1	1:34.757	29.678	29.661	35.418	282.0	1:38:54.458	41	3	1:38.800	31.119	30.571	37.110	269.3	1:30:48.209
46	1	1:37.266	30.172	29.942	37.152	285.0	1:40:31.724	42	3	1:39.259	30.375	30.765	38.119	273.4	1:32:27.468
47	1	1:36.511	30.266	30.214	36.031	283.5	1:42:08.235	43	3	1:38.250	31.192	30.428	36.630	273.4	1:34:05.718
48	1	1:36.377	30.446	29.912	36.019	281.2	1:43:44.612	44	3	1:37.387	30.717	30.153	36.517	276.9	1:35:43.105
49	1	1:35.404	29.432	29.644	36.328	282.0	1:45:20.016	45	3	1:36.753	30.145	30.023	36.585	276.9	1:37:19.858
50	1	1:41.644 B	29.740	30.497	41.407	281.2	1:47:01.660	46	3	1:36.221	30.141	29.967	36.113	274.8	1:38:56.079
51	3	2:56.536	1:50.420	29.458	36.658		1:49:58.196	47	3	1:47.451 B	30.422	31.284	45.745	279.8	1:40:43.530
52	3	1:37.391	30.428	30.759	36.204	274.8	1:51:35.587								
53	3	1:33.268	29.022	29.140	35.106	281.2	1:53:08.855								
54	3	1:39.286	29.429	29.831	40.026	284.2	1:54:48.141								

29	Ultimate	Oreca 07 - Gibson					
	1. Matthieu LAHAYE 3. Gianluca GIRAUDI	LMP2 P/A					
1	1	2:33.252	1:21.564	33.808	37.880		2:33.252
2	1	1:39.135	31.021	31.941	36.173	279.1	4:12.387
3	1	1:36.812	29.935	30.920	35.957	280.5	5:49.199
4	1	1:35.401	29.614	30.008	35.779	282.7	7:24.600

30	Duqueine Team	Oreca 07 - Gibson					
	1. Tristan GOMMENDY 3. Memo ROJAS	LMP2					
	2. Rene BINDER						
1	3	3:47.842 B	2:27.869	33.718	46.255		3:47.842
2	3	6:03.836	4:53.399	32.635	37.802		9:51.678
3	3	1:39.615	31.337	31.375	36.903	279.1	11:31.293
4	3	1:38.630	31.168	30.381	37.081	279.1	13:09.923
5	3	1:38.319	31.433	30.826	36.060	279.8	14:48.242
6	3	1:37.901	30.817	30.868	36.216	280.5	16:26.143
7	3	1:36.459	30.204	30.281	35.974	280.5	18:02.602



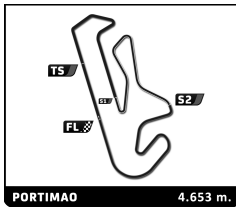


ELMS Collective Test Day
4 Hours of Portimao
Morning Test

Sector Analysis

Lap under Red Flag											Invalidated Lap	Personal Best	Session Best	B Crossing the pit lane	
Lap	D	Time	Sector 1	Sector 2	Sector 3	T. Spd	Elapsed	Lap	D	Time	Sector 1	Sector 2	Sector 3	T. Spd	Elapsed
8	3	1:36.683	30.150	30.087	36.446	279.8	19:39.285	<div style="border: 1px solid black; padding: 5px;"> 32 United Autosports 1. Job VAN UITERT 3. Manuel MALDONADO 2. Nicolas JAMIN Oreca 07 - Gibson LMP2 </div>							
9	3	1:36.327	30.183	30.125	36.019	278.4	21:15.612								
10	3	1:35.659	29.926	30.025	35.708	279.8	22:51.271								
11	3	1:35.293	29.753	29.906	35.634	280.5	24:26.564								
12	3	1:46.053	30.474	31.425	44.154	281.2	26:12.617								
13	2	4:05.859	2:54.705	32.726	38.428		30:18.476								
14	2	1:38.990	31.348	31.085	36.557	263.4	31:57.466								
15	2	1:36.924	30.448	30.385	36.091	279.8	33:34.390								
16	2	1:36.914	30.400	30.469	36.045	280.5	35:11.304								
17	2	1:36.248	29.855	30.360	36.033	279.8	36:47.552								
18	2	1:35.271	29.865	29.811	35.595	282.7	38:22.823								
19	2	1:35.408	30.076	29.626	35.706	282.0	39:58.231								
20	2	1:35.100	29.580	29.580	35.940	282.0	41:33.331								
21	2	1:35.344	29.577	29.754	36.013	281.2	43:08.675								
22	2	1:44.191	31.252	30.486	42.453	283.5	44:52.866								
23	1	3:20.736	2:13.065	30.921	36.750		48:13.602								
24	1	1:36.783	30.727	30.151	35.905	278.4	49:50.385								
25	1	1:34.930	29.679	29.557	35.694	279.8	51:25.315								
26	1	1:35.052	29.687	29.676	35.689	279.8	53:00.367								
27	1	1:34.672	29.681	29.444	35.547	281.2	54:35.039								
28	1	1:43.107	30.047	30.440	42.620	282.0	56:18.146								
29	1	3:27.282	2:16.810	29.587	40.885		59:45.428								
30	1	1:34.456	29.320	29.824	35.312	281.2	1:01:19.884								
31	1	1:34.289	29.670	29.140	35.479	283.5	1:02:54.173								
32	1	1:39.389	30.605	29.699	39.085	282.7	1:04:33.562								
33	1	1:34.399	29.179	29.347	35.873	281.2	1:06:07.961								
34	1	1:34.422	29.285	29.450	35.687	279.1	1:07:42.383								
35	1	1:34.397	29.808	29.248	35.341	280.5	1:09:16.780								
36	1	1:34.494	29.819	29.448	35.227	283.5	1:10:51.274								
37	1	1:42.943	30.135	29.503	43.305	282.0	1:12:34.217								
38	1	6:19.380	5:14.077	29.925	35.378		1:18:53.597								
39	1	1:34.361	29.463	29.733	35.165	280.5	1:20:27.958								
40	1	1:33.436	28.987	29.400	35.049	282.0	1:22:01.394								
41	1	1:57.921	45.120	30.141	42.660	285.7	1:23:59.315								
42	3	4:38.638	3:30.876	31.433	36.329		1:28:37.953								
43	3	1:35.946	29.934	30.169	35.843	279.1	1:30:13.899								
44	3	1:37.168	29.959	30.583	36.626	279.8	1:31:51.067								
45	3	1:36.075	29.955	30.013	36.107	280.5	1:33:27.142								
46	3	1:36.708	30.233	30.581	35.894	281.2	1:35:03.850								
47	3	1:36.007	30.169	29.899	35.939	283.5	1:36:39.857								
48	3	1:36.454	29.696	29.770	36.988	280.5	1:38:16.311								
49	3	1:35.832	30.171	30.020	35.641	276.2	1:39:52.143								
50	3	1:34.897	29.556	29.722	35.619	280.5	1:41:27.040								
51	3	1:35.042	29.737	29.584	35.721	280.5	1:43:02.082								
52	3	1:42.399	30.320	30.218	41.861	282.0	1:44:44.481								
53	2	2:56.324	1:49.155	31.008	36.161		1:47:40.805								
54	2	1:34.923	29.452	29.621	35.850	279.1	1:49:15.728								
55	2	1:34.814	29.367	29.471	35.976	280.5	1:50:50.542								
56	2	1:34.427	29.406	29.664	35.357	285.7	1:52:24.969								
57	2	1:34.548	29.253	29.391	35.904	287.2	1:53:59.517								
58	2	1:33.808	29.154	29.278	35.376	287.2	1:55:33.325								
<div style="border: 1px solid black; padding: 5px;"> 34 Racing Team Turkey 1. Salih YOLUC 3. Harry TINCKNELL 2. Charlie EASTWOOD Oreca 07 - Gibson LMP2 P/A </div>															



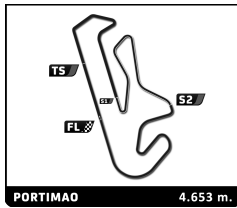


ELMS Collective Test Day
4 Hours of Portimao
Morning Test

Sector Analysis

Lap under Red Flag											Invalidated Lap	Personal Best	Session Best	B Crossing the pit lane	
Lap	D	Time	Sector 1	Sector 2	Sector 3	T. Spd	Elapsed	Lap	D	Time	Sector 1	Sector 2	Sector 3	T. Spd	Elapsed
1	3	2:01.561	52.733	31.687	37.141		2:01.561	35 BHK Motorsport Orega 07 - Gibson LMP2 1.Francesco DRACONE 3.Markus POMMER 2.Sergio CAMPANA							
2	3	1:46.926 B	30.885	30.490	45.551	280.5	3:48.487	1	1	2:14.552	51.659	38.696	44.197		2:14.552
3	3	4:52.380	3:45.425	31.062	35.893		8:40.867	2	1	1:52.108 B	34.759	32.842	44.507	273.4	4:06.660
4	3	1:34.207	29.701	29.418	35.088	282.0	10:15.074	3	1	8:16.138	7:05.244	33.145	37.749		12:22.798
5	3	1:34.413	29.385	29.439	35.589	283.5	11:49.487	4	1	1:40.219	31.784	31.118	37.317	282.0	14:03.017
6	3	1:36.829	29.893	29.654	37.282	282.7	13:26.316	5	1	1:40.517	31.416	31.422	37.679	282.0	15:43.534
7	3	1:33.895	29.354	29.209	35.332	282.7	15:00.211	6	1	1:49.230 B	31.216	31.648	46.366	283.5	17:32.764
8	3	1:35.191	29.355	29.684	36.152	282.7	16:35.402	7	1	10:23.093	9:13.450	31.426	38.217		27:55.857
9	3	1:33.892	29.404	29.371	35.117	279.8	18:09.294	8	1	1:39.422	30.973	31.911	36.538	282.7	29:35.279
10	3	1:43.274 B	30.462	30.263	42.549	282.0	19:52.568	9	1	1:39.105	30.371	30.652	38.082	285.0	31:14.384
11	1	5:22.805	4:14.013	31.161	37.631		25:15.373	10	1	1:37.641	30.648	30.301	36.692	282.0	32:52.025
12	1	1:40.138	30.870	31.377	37.891	276.9	26:55.511	11	1	1:45.131 B	30.374	30.804	43.953	285.0	34:37.156
13	1	1:37.359	30.432	30.440	36.487	277.6	28:32.870	12	1	21:45.056	...	31.298	36.975		56:22.212
14	1	1:39.323	31.298	31.373	36.652	277.6	30:12.193	13	1	1:37.806	30.913	30.255	36.638	279.8	58:00.018
15	1	1:36.165	30.155	30.234	35.776	277.6	31:48.358	14	1	1:36.893	30.297	30.240	36.356	279.8	59:36.911
16	1	1:36.949	30.283	30.435	36.231	279.8	33:25.307	15	1	1:38.926	30.778	31.303	36.845	284.2	1:01:15.837
17	1	1:36.785	29.909	29.929	36.947	279.8	35:02.092	16	1	1:37.688	30.323	30.502	36.863	282.7	1:02:53.525
18	1	1:35.921	30.132	30.058	35.731	280.5	36:38.013	17	1	1:36.024	29.927	30.020	36.077	282.0	1:04:29.549
19	1	1:48.272 B	32.193	30.870	45.209	281.2	38:26.285	18	1	1:44.768 B	30.700	30.329	43.739	282.7	1:06:14.317
20	2	4:23.159	3:14.816	30.592	37.751		42:49.444	19	3	10:32.898	9:16.331	36.609	39.958		1:16:47.215
21	2	1:35.806	30.504	29.694	35.608	272.0	44:25.250	20	3	1:42.107	32.374	32.358	37.375	276.2	1:18:29.322
22	2	1:34.723	29.738	29.472	35.513	280.5	45:59.973	21	3	1:40.136	31.298	30.966	37.872	279.1	1:20:09.458
23	2	1:34.525	29.502	29.438	35.585	279.8	47:34.498	22	3	1:41.226	32.494	31.226	37.506	280.5	1:21:50.684
24	2	1:35.868	29.446	30.872	35.550	279.1	49:10.366	23	3	1:40.800	30.651	30.966	39.183	283.5	1:23:31.484
25	2	1:40.361	31.184	31.080	38.097	282.0	50:50.727	24	3	1:36.188	30.289	29.965	35.934	279.8	1:25:07.672
26	2	1:34.992	29.471	29.555	35.966	281.2	52:25.719	25	3	1:35.220	29.748	29.742	35.730	282.0	1:26:42.892
27	2	1:41.435	30.265	30.741	40.429	278.4	54:07.154	26	3	1:41.245	30.931	30.401	39.913	265.4	1:28:24.137
28	2	1:35.606	29.299	29.648	36.659	279.8	55:42.760	27	3	1:38.163	29.936	32.398	35.829	285.7	1:30:02.300
29	2	1:40.969 B	30.268	29.670	41.031	280.5	57:23.729	28	3	1:43.960 B	30.850	30.230	42.880	285.0	1:31:46.260
30	1	12:35.402	...	32.128	38.697		1:09:59.131	29	2	5:14.129	4:04.938	31.073	38.118		1:37:00.389
31	1	1:36.208	30.066	29.815	36.327	275.5	1:11:35.339	30	2	1:39.129	30.871	30.261	37.997	282.7	1:38:39.518
32	1	1:38.359	32.727	29.749	35.883	278.4	1:13:13.698	31	2	1:36.318	30.251	29.862	36.205	278.4	1:40:15.836
33	1	1:35.269	29.767	29.729	35.773	279.1	1:14:48.967	32	2	1:37.461	30.633	29.896	36.932	282.0	1:41:53.297
34	1	1:35.897	29.642	29.579	36.676	280.5	1:16:24.864	33	2	1:39.789	32.130	31.016	36.643	284.2	1:43:33.086
35	1	1:45.364 B	30.048	30.184	45.132	278.4	1:18:10.228	34	2	1:38.758	30.540	30.871	37.347	285.7	1:45:11.844
36	2	5:11.999	4:05.161	31.374	35.464		1:23:22.227	35	2	1:35.559	30.162	29.695	35.702	285.0	1:46:47.403
37	2	1:33.212	29.060	29.257	34.895	280.5	1:24:55.439	36	2	1:35.177	29.894	29.664	35.619	285.0	1:48:22.580
38	2	1:47.597	35.567	36.551	35.479	280.5	1:26:43.036	37	2	1:35.932	30.032	29.908	35.992	289.5	1:49:58.512
39	2	1:39.875	29.978	30.549	39.348	285.7	1:28:22.911	38	2	1:38.509	29.880	30.820	37.809	288.8	1:51:37.021
40	2	1:36.565	30.291	29.935	36.339	282.7	1:29:59.476	39	2	1:36.236	29.719	30.429	36.088	288.8	1:53:13.257
41	2	1:41.216 B	29.186	29.181	42.849	282.0	1:31:40.692	40	2	1:36.486	29.642	30.170	36.674	283.5	1:54:49.743
42	1	5:36.825	4:29.795	30.585	36.445		1:37:17.517	41	2	1:48.453 B	29.602	29.797	49.054	282.0	1:56:38.196
43	1	1:35.032	29.661	29.709	35.662	279.1	1:38:52.549	37 COOL Racing Orega 07 - Gibson LMP2 P/A 1.Alexandre COIGNY 3.Charles MILESI 2.Nicolas LAPIERRE							
44	1	1:38.495	29.612	31.475	37.408	281.2	1:40:31.044	1	2	4:46.028 B	3:32.166	30.970	42.892		4:46.028
45	1	1:37.228	30.717	29.862	36.649	280.5	1:42:08.272	2	2	5:55.500	4:47.831	29.815	37.854		10:41.528
46	1	1:39.452	30.936	32.227	36.289	276.2	1:43:47.724	3	2	1:34.675	29.839	29.548	35.288	285.0	12:16.203
47	1	1:38.015	30.400	31.388	36.227	285.7	1:45:25.739	4	2	1:35.067	29.475	29.302	36.290	285.0	13:51.270
48	1	1:39.203	29.681	30.575	38.947	282.7	1:47:04.942	5	2	1:47.448 B	29.675	29.379	48.394	287.2	15:38.718
49	1	1:43.866 B	30.720	30.013	43.133	280.5	1:48:48.808	6	2	7:49.330	6:41.816	30.375	37.139		23:28.048
50	3	3:35.073	2:29.738	29.795	35.540		1:52:23.881								
51	3	1:35.461	29.578	29.292	36.591	281.2	1:53:59.342								
52	3	1:35.343	29.918	29.538	35.887	280.5	1:55:34.685								





ELMS Collective Test Day
4 Hours of Portimao
Morning Test

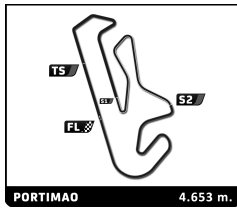
Sector Analysis

Lap under Red Flag														Invalidated Lap	Personal Best	Session Best	B Crossing the pit lane	
Lap	D	Time	Sector 1	Sector 2	Sector 3	T. Spd	Elapsed	Lap	D	Time	Sector 1	Sector 2	Sector 3	T. Spd	Elapsed			
7	2	1:34.072	29.714	29.206	35.152	280.5	25:02.120	10	2	1:43.003	33.052	31.782	38.169	272.7	40:43.447			
8	2	1:33.820	29.320	29.433	35.067	283.5	26:35.940	11	2	1:40.470	31.428	31.478	37.564	277.6	42:23.917			
9	2	1:35.513	29.568	28.930	37.015	282.7	28:11.453	12	2	1:40.239	31.119	31.125	37.995	279.8	44:04.156			
10	2	1:34.209	29.410	29.128	35.671	283.5	29:45.662	13	2	1:38.669	30.704	30.806	37.159	274.1	45:42.825			
11	2	1:33.045	29.102	28.938	35.005	282.7	31:18.707	14	2	1:40.026	30.563	31.058	38.405	279.8	47:22.851			
12	2	1:39.713 B	28.933	29.003	41.777	285.7	32:58.420	15	2	1:40.940	31.353	32.216	37.371	277.6	49:03.791			
13	3	3:30.878	2:25.098	30.441	35.339		36:29.298	16	2	1:41.868	32.637	31.926	37.305	282.0	50:45.659			
14	3	1:34.048	29.766	29.153	35.129	281.2	38:03.346	17	2	1:46.467 B	31.134	30.992	44.341	282.7	52:32.126			
15	3	1:35.729	30.271	30.203	35.255	284.2	39:39.075	18	2	3:03.742	1:55.837	31.064	36.841		55:35.868			
16	3	1:34.446	29.516	29.790	35.140	285.7	41:13.521	19	2	1:37.419	30.564	30.379	36.476	281.2	57:13.287			
17	3	1:35.335	30.162	29.192	35.981	285.7	42:48.856	20	2	1:37.606	30.089	30.366	37.151	282.0	58:50.893			
18	3	1:33.144	29.330	28.839	34.975	279.8	44:22.000	21	2	1:36.836	30.068	30.341	36.427	278.4	1:00:27.729			
19	3	1:40.252 B	29.675	29.956	40.621	283.5	46:02.252	22	2	1:47.116 B	29.981	30.779	46.356	282.0	1:02:14.845			
20	3	9:53.775	8:48.110	29.895	35.770		55:56.027	23	1	13:40.406	...	31.316	36.393		1:15:55.251			
21	3	1:33.993	29.627	29.139	35.227	280.5	57:30.020	24	1	1:36.346	30.019	29.906	36.421	279.1	1:17:31.597			
22	3	1:34.239	29.372	29.298	35.569	281.2	59:04.259	25	1	1:39.243	30.982	30.480	37.781	282.0	1:19:10.840			
23	3	1:33.471	29.295	29.096	35.080	281.2	1:00:37.730	26	1	1:36.719	29.835	30.638	36.246	280.5	1:20:47.559			
24	3	1:42.039 B	30.573	29.267	42.199	284.2	1:02:19.769	27	1	1:38.721	31.080	30.472	37.169	282.7	1:22:26.280			
25	3	3:55.873	2:47.426	29.402	39.045		1:06:15.642	28	1	1:37.862	30.732	30.434	36.696	283.5	1:24:04.142			
26	3	1:33.714	29.380	28.943	35.391	277.6	1:07:49.356	29	1	1:35.320	29.888	29.624	35.808	282.0	1:25:39.462			
27	3	1:35.372	30.035	29.298	36.039	279.8	1:09:24.728	30	1	1:46.782 B	29.811	32.306	44.665	282.7	1:27:26.244			
28	3	1:40.046 B	29.315	29.155	41.576	280.5	1:11:04.774	31	3	6:10.471	5:00.981	31.379	38.111		1:33:36.715			
29	1	3:55.653	2:45.137	32.800	37.716		1:15:00.427	32	3	1:39.735	31.149	31.444	37.142	282.0	1:35:16.450			
30	1	1:39.786	31.687	31.036	37.063	276.9	1:16:40.213	33	3	1:39.969	30.934	31.241	37.794	282.0	1:36:56.419			
31	1	1:37.751	30.770	30.505	36.476	278.4	1:18:17.964	34	3	1:38.845	30.864	30.386	37.595	279.1	1:38:35.264			
32	1	1:36.944	30.362	30.219	36.363	280.5	1:19:54.908	35	3	1:39.191	30.590	31.219	37.382	280.5	1:40:14.455			
33	1	1:38.225	30.369	30.421	37.435	281.2	1:21:33.133	36	3	1:38.723	30.550	30.862	37.311	279.8	1:41:53.178			
34	1	1:39.365	30.907	30.460	37.998	278.4	1:23:12.498	37	3	1:38.102	30.942	30.357	36.803	282.7	1:43:31.280			
35	1	1:38.315	30.577	30.604	37.134	280.5	1:24:50.813	38	3	1:40.424	31.043	31.712	37.669	279.8	1:45:11.704			
36	1	1:37.481	30.279	30.119	37.083	277.6	1:26:28.294	39	3	1:38.021	31.149	30.197	36.675	279.8	1:46:49.725			
37	1	1:38.843	30.344	30.317	38.182	280.5	1:28:07.137	40	3	1:36.816	30.350	29.839	36.627	281.2	1:48:26.541			
38	1	1:37.680	30.501	30.201	36.978	274.8	1:29:44.817	41	3	1:38.543	30.382	30.299	37.862	285.0	1:50:05.084			
39	1	1:36.876	30.006	30.370	36.500	282.0	1:31:21.693	42	3	1:38.424	30.529	30.143	37.752	279.8	1:51:43.508			
40	1	1:44.703 B	30.729	31.712	42.262	283.5	1:33:06.396	43	3	1:37.850	30.554	30.467	36.829	280.5	1:53:21.358			
41	1	3:37.655	2:31.746	29.838	36.071		1:36:44.051	44	3	1:38.243	30.254	30.129	37.860	284.2	1:54:59.601			
42	1	1:34.780	29.548	29.530	35.702	282.7	1:38:18.831	45	3	1:37.171	30.276	29.960	36.935	279.8	1:56:36.772			
43	1	1:36.466	30.603	29.812	36.051	284.2	1:39:55.297											
44	1	1:35.018	29.471	29.779	35.768	282.0	1:41:30.315											
45	1	1:36.557	30.309	29.986	36.262	282.0	1:43:06.872											
46	1	1:35.874	29.772	30.016	36.086	283.5	1:44:42.746											
47	1	1:44.612 B	29.875	30.734	44.003	283.5	1:46:27.358											

39	Graff	Oreca 07 - Gibson					
	1.Vincent CAPILLAIRE	3.Arnold ROBIN	LMP2 P/A				
	2.Maxime ROBIN						
1	1	4:03.319 B	2:41.692	35.202	46.425		4:03.319
2	1	9:43.829	8:33.218	32.702	37.909		13:47.148
3	1	1:39.509	31.232	31.310	36.967	281.2	15:26.657
4	1	1:37.774	30.731	30.744	36.299	280.5	17:04.431
5	1	1:36.480	30.148	30.111	36.221	281.2	18:40.911
6	1	1:36.308	30.175	30.184	35.949	280.5	20:17.219
7	1	1:39.706	31.230	31.057	37.419	282.0	21:56.925
8	1	1:48.431 B	31.510	31.569	45.352	274.8	23:45.356
9	2	15:15.088	...	33.448	40.223		39:00.444

41	Team WRT	Oreca 07 - Gibson					
	1.Robert KUBICA	3.Yifei YE	LMP2				
	2.Louis DELETRAZ						
1	1	1:54.431	44.292	32.646	37.493		1:54.431
2	1	1:37.608	30.931	30.256	36.421	278.4	3:32.039
3	1	1:35.775	29.975	29.947	35.853	284.2	5:07.814
4	1	1:35.514	29.990	29.907	35.617	284.2	6:43.328
5	1	1:35.381	29.468	30.183	35.730	285.0	8:18.709
6	1	1:36.570	29.840	30.474	36.256	285.0	9:55.279
7	1	1:36.672	30.506	30.020	36.146	282.7	11:31.951
8	1	1:36.112	29.878	29.684	36.550	285.7	13:08.063
9	1	1:36.081	30.962	29.524	35.595	281.2	14:44.144
10	1	1:36.591	31.286	29.460	35.845	286.5	16:20.735
11	1	1:34.338	29.368	29.573	35.397	284.2	17:55.073
12	1	1:40.975 B	29.655	29.612	41.708	282.0	19:36.048
13	1	9:47.697	8:38.229	32.441	37.027		29:23.745
14	1	1:33.139	29.081	29.031	35.027	281.2	30:56.884



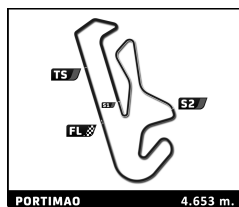


ELMS Collective Test Day
4 Hours of Portimao
Morning Test

Sector Analysis

												Lap under Red Flag		Invalidated Lap		Personal Best		Session Best		B Crossing the pit lane	
Lap	D	Time	Sector 1	Sector 2	Sector 3	T. Spd	Elapsed	Lap	D	Time	Sector 1	Sector 2	Sector 3	T. Spd	Elapsed						
15	1	1:33.398	29.039	29.189	35.170	282.0	32:30.282	6	1	2:13.408	B	43.528	40.052	49.828	196.7	39:06.042					
16	1	2:08.029	30.369	48.517	49.143	283.5	34:38.311	7	1	15:07.863	B	...	33.560	50.508	...	54:13.905					
17	1	1:33.552	29.105	29.298	35.149	282.7	36:11.863	8	1	16:19.509	...	33.177	39.338	...	1:10:33.414						
18	1	1:38.476	29.098	30.356	39.022	282.7	37:50.339	9	1	1:44.037	33.162	31.711	39.164	253.5	1:12:17.451						
19	1	1:40.611	B	29.006	29.102	42.503	282.0	39:30.950	10	1	1:42.408	32.404	31.496	38.508	257.1	1:13:59.859					
20	3	3:42.167	2:35.562	30.368	36.237	...	43:13.117	11	1	1:41.210	31.931	31.528	37.751	259.6	1:15:41.069						
21	3	1:36.527	30.172	30.237	36.118	280.5	44:49.644	12	1	1:50.818	B	33.166	31.153	46.499	262.1	1:17:31.887					
22	3	1:36.346	29.672	30.227	36.447	280.5	46:25.990	55 Spirit of Race Ferrari 488 GTE Evo LMGT E													
23	3	1:36.666	30.982	29.825	35.859	276.9	48:02.656	1.Duncan CAMERON 3.David PEREL													
24	3	1:35.055	29.552	29.495	36.008	280.5	49:37.711	2.Matthew GRIFFIN													
25	3	1:36.499	29.740	30.940	35.819	275.5	51:14.210	1	2	2:44.715	1:30.417	34.416	39.882	...	2:44.715						
26	3	1:34.911	29.884	29.692	35.335	282.0	52:49.121	2	2	1:59.815	B	36.111	33.991	49.713	212.6	4:44.530					
27	3	1:34.497	29.172	29.666	35.659	283.5	54:23.618	3	2	3:17.388	2:04.703	33.489	39.196	...	8:01.918						
28	3	1:34.879	29.879	29.449	35.551	286.5	55:58.497	4	2	1:46.182	33.365	33.699	39.118	255.3	9:48.100						
29	3	1:34.919	29.900	29.644	35.375	282.7	57:33.416	5	2	1:46.802	32.914	33.276	40.612	257.8	11:34.902						
30	3	1:33.610	29.173	29.163	35.274	282.7	59:07.026	6	2	1:44.207	32.999	32.448	38.760	255.9	13:19.109						
31	3	1:34.268	28.932	29.389	35.947	282.0	1:00:41.294	7	2	1:53.594	B	32.610	32.127	48.857	257.8	15:12.703					
32	3	1:33.672	29.072	29.261	35.339	282.0	1:02:14.966	8	2	3:10.593	1:59.439	32.142	39.012	...	18:23.296						
33	3	1:34.730	30.069	29.457	35.204	284.2	1:03:49.696	9	2	1:42.522	32.220	31.751	38.551	255.3	20:05.818						
34	3	1:33.528	28.933	29.447	35.148	281.2	1:05:23.224	10	2	1:42.189	32.031	31.605	38.553	256.5	21:48.007						
35	3	1:42.708	B	29.825	29.684	43.199	281.2	1:07:05.932	11	2	1:42.769	32.080	32.031	38.658	256.5	23:30.776					
36	2	3:41.171	2:34.356	30.602	36.213	...	1:10:47.103	12	2	1:44.624	32.404	33.057	39.163	257.1	25:15.400						
37	2	1:36.391	30.016	30.835	35.540	283.5	1:12:23.494	13	2	1:56.566	B	34.169	34.205	48.192	252.3	27:11.966					
38	2	1:35.080	29.498	29.824	35.758	281.2	1:13:58.574	14	2	9:55.939	8:43.968	32.659	39.312	...	37:07.905						
39	2	1:35.710	29.262	30.302	36.146	282.0	1:15:34.284	15	2	1:45.365	33.035	33.085	39.245	251.2	38:53.270						
40	2	1:33.496	29.077	29.182	35.237	282.7	1:17:07.780	16	2	1:42.901	32.287	31.934	38.680	254.1	40:36.171						
41	2	1:34.152	29.374	29.374	35.404	285.0	1:18:41.932	17	2	1:42.745	32.187	31.850	38.708	255.9	42:18.916						
42	2	1:34.788	29.261	30.172	35.355	286.5	1:20:16.720	18	2	1:50.865	B	32.408	32.273	46.184	257.1	44:09.781					
43	2	1:35.242	29.648	29.984	35.610	285.7	1:21:51.962	19	1	5:28.111	4:09.380	34.044	44.687	...	49:37.892						
44	2	1:34.652	29.327	30.122	35.203	285.7	1:23:26.614	20	1	1:48.030	34.095	33.356	40.579	255.3	51:25.922						
45	2	1:33.164	28.938	29.227	34.999	284.2	1:24:59.778	21	1	1:47.335	33.799	32.870	40.666	254.7	53:13.257						
46	2	1:41.190	B	29.171	29.632	42.387	284.2	1:26:40.968	22	1	1:45.586	33.131	32.969	39.486	253.5	54:58.843					
47	1	3:57.151	2:51.589	30.166	35.396	...	1:30:38.119	23	1	1:47.725	35.065	33.079	39.581	255.9	56:46.568						
48	1	1:34.179	29.301	29.332	35.546	283.5	1:32:12.298	24	1	1:53.291	B	34.616	32.655	46.020	255.3	58:39.859					
49	1	1:36.069	30.567	29.375	36.127	286.5	1:33:48.367	25	1	2:47.195	1:34.265	33.263	39.667	...	1:01:27.054						
50	1	1:34.769	29.239	29.680	35.850	285.7	1:35:23.136	26	1	1:44.366	32.740	32.506	39.120	255.3	1:03:11.420						
51	1	1:35.920	30.298	30.085	35.537	288.0	1:36:59.056	27	1	1:43.857	32.660	32.191	39.006	255.3	1:04:55.277						
52	1	1:40.179	B	29.406	29.629	41.144	285.0	1:38:39.235	28	1	1:44.852	33.093	32.575	39.184	255.3	1:06:40.129					
53	1	8:06.322	6:59.589	31.032	35.701	...	1:46:45.557	29	1	1:44.768	32.901	32.569	39.298	255.3	1:08:24.897						
54	1	1:33.303	28.988	29.186	35.129	282.0	1:48:18.860	30	1	1:45.748	33.596	33.088	39.064	256.5	1:10:10.645						
55	1	1:36.021	28.822	29.232	37.967	279.8	1:49:54.881	31	1	1:44.454	32.792	32.252	39.410	255.9	1:11:55.099						
56	1	1:32.911	28.866	29.005	35.040	279.1	1:51:27.792	32	1	1:45.362	32.768	33.628	38.966	255.9	1:13:40.461						
57	1	1:43.556	29.049	37.924	36.583	282.7	1:53:11.348	33	1	1:49.277	B	32.663	32.217	44.397	256.5	1:15:29.738					
58	1	1:34.238	29.141	29.305	35.792	285.7	1:54:45.586	34	3	6:52.906	5:40.609	32.419	39.878	...	1:22:22.644						
59	1	1:41.602	B	29.814	29.506	42.282	281.2	1:56:27.188	35	3	1:43.950	32.624	32.159	39.167	255.9	1:24:06.594					
42 Sainteloc Racing Ligier JS P320 - Nissan																					
1.Fabien MICHAL LMP3																					
2.Lucas LÉGERET																					
1	1	9:00.352	7:41.220	37.018	42.114	...	9:00.352	36	3	1:54.764	42.267	33.755	38.742	204.9	1:26:01.358						
2	1	1:59.515	38.233	37.941	43.341	254.7	10:59.867	37	3	1:42.574	32.297	31.525	38.752	257.1	1:27:43.932						
3	1	2:21.886	B	43.602	40.881	57.403	193.5	13:21.753	38	3	1:42.925	32.473	31.753	38.699	257.8	1:29:26.857					
4	1	7:17.660	B	5:51.810	34.346	51.504	...	20:39.413	39	3	1:42.620	32.163	31.657	38.800	255.3	1:31:09.477					
5	1	16:13.221	...	33.771	41.573	...	36:52.634	40	3	1:42.336	32.213	31.732	38.391	256.5	1:32:51.813						
6	1	1:49.393	B	32.261	32.376	44.756	257.8	1:34:41.206	41	3	1:49.393	B	32.261	32.376	44.756	257.8	1:34:41.206				
7	1	4:11.454	2:41.029	31.675	58.750	...	1:38:52.660	42	3	4:11.454	2:41.029	31.675	58.750	...	1:38:52.660						
8	1	1:42.666	32.322	31.857	38.487	255.3	1:40:35.326	43	3	1:42.666	32.322	31.857	38.487	255.3	1:40:35.326						





ELMS Collective Test Day
4 Hours of Portimao
Morning Test

Sector Analysis

Lap under Red Flag Invalidated Lap Personal Best Session Best Crossing the pit lane

Lap	D	Time	Sector 1	Sector 2	Sector 3	T. Spd	Elapsed	Lap	D	Time	Sector 1	Sector 2	Sector 3	T. Spd	Elapsed
44	3	1:42.220	32.050	31.510	38.660	257.8	1:42:17.546	42	3	1:42.660	32.154	31.765	38.741	255.3	1:30:44.504
45	3	1:42.069	32.119	31.438	38.512	259.0	1:43:59.615	43	3	1:43.015	32.547	31.720	38.748	254.7	1:32:27.519
46	3	1:45.903	32.063	31.537	42.303	260.2	1:45:45.518	44	3	1:42.750	32.487	31.866	38.397	257.1	1:34:10.269
47	3	1:42.864	32.136	31.723	39.005	255.3	1:47:28.382	45	3	1:42.602	32.225	31.773	38.604	258.4	1:35:52.871
48	3	1:42.548	32.693	31.524	38.331	250.6	1:49:10.930	46	3	1:42.361	32.176	31.515	38.670	257.1	1:37:35.232
49	3	1:42.151	32.122	31.538	38.491	256.5	1:50:53.081	47	3	1:42.262	32.134	31.662	38.466	257.1	1:39:17.494
50	3	1:41.854	32.017	31.314	38.523	260.9	1:52:34.935	48	3	1:42.381	32.111	31.846	38.424	257.1	1:40:59.875
51	3	1:41.922	32.084	31.426	38.412	256.5	1:54:16.857	49	3	1:42.258	32.112	31.665	38.481	257.1	1:42:42.133
52	3	1:47.735 B	32.143	31.595	43.997	256.5	1:56:04.592	50	3	1:50.506 B	32.199	32.095	46.212	259.0	1:44:32.639

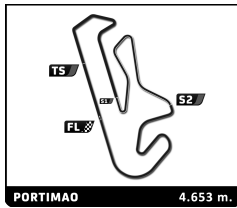
60 **Iron Lynx** Ferrari 488 GTE Evo
 1. Claudio SCHIAVONI LMGTE
 2. Giorgio SERNAGIOTTO 3. Paolo RUBERTI

1	2	7:51.794	6:34.667	37.512	39.615		7:51.794
2	2	1:43.525	32.633	32.262	38.630	257.8	9:35.319
3	2	1:42.283	32.234	31.833	38.216	257.8	11:17.602
4	2	1:42.361	31.927	31.902	38.532	258.4	12:59.963
5	2	1:43.131	32.173	32.472	38.486	257.1	14:43.094
6	2	1:58.302 B	32.926	35.434	49.942	258.4	16:41.396
7	2	4:20.707	3:07.582	33.308	39.817		21:02.103
8	2	1:42.205	32.375	31.749	38.081	254.7	22:44.308
9	2	1:41.896	31.953	31.679	38.264	254.7	24:26.204
10	2	1:55.708 B	33.207	33.573	48.928	255.9	26:21.912
11	1	4:01.773	2:38.446	37.906	45.421		30:23.685
12	1	1:57.840	38.343	36.554	42.943	250.6	32:21.525
13	1	1:54.695	35.806	35.374	43.515	245.5	34:16.220
14	1	1:50.904	34.887	34.551	41.466	248.8	36:07.124
15	1	1:50.232	34.756	34.346	41.130	251.7	37:57.356
16	1	1:48.584	33.966	34.122	40.496	250.0	39:45.940
17	1	1:47.742	33.419	34.237	40.086	252.3	41:33.682
18	1	1:49.266	35.353	33.474	40.439	254.1	43:22.948
19	1	1:58.776 B	33.526	32.896	52.354	252.9	45:21.724
20	1	3:46.436	2:31.475	34.952	40.009		49:08.160
21	1	1:48.359	33.936	33.159	41.264	254.1	50:56.519
22	1	1:46.547	33.851	33.208	39.488	253.5	52:43.066
23	1	1:48.139	34.635	33.274	40.230	254.1	54:31.205
24	1	1:49.433	34.264	33.027	42.142	255.9	56:20.638
25	1	1:47.244	34.328	33.320	39.596	252.3	58:07.882
26	1	1:46.022	33.163	33.267	39.592	254.7	59:53.904
27	1	1:49.447	32.937	33.621	42.889	253.5	1:01:43.351
28	1	2:00.778 B	36.212	34.248	50.318	252.9	1:03:44.129
29	3	4:02.487	2:49.661	32.921	39.905		1:07:46.616
30	3	1:43.935	32.744	31.944	39.247	252.3	1:09:30.551
31	3	1:46.336	32.632	32.017	41.687	254.1	1:11:16.887
32	3	1:43.111	32.615	31.748	38.748	255.3	1:12:59.998
33	3	1:42.765	32.233	31.874	38.658	256.5	1:14:42.763
34	3	1:42.426	32.312	31.678	38.436	255.3	1:16:25.189
35	3	1:42.944	32.405	32.024	38.515	257.1	1:18:08.133
36	3	1:42.457	32.049	31.717	38.691	256.5	1:19:50.590
37	3	1:42.692	32.347	31.771	38.574	255.9	1:21:33.282
38	3	2:20.116	32.217	1:09.107	38.792	257.8	1:23:53.398
39	3	1:42.828	32.279	31.940	38.609	255.9	1:25:36.226
40	3	1:42.824	32.213	32.123	38.488	255.9	1:27:19.050
41	3	1:42.794	32.523	31.788	38.483	256.5	1:29:01.844

61 **AF Corse** Ferrari 488 GTE Evo
 1. Franck DEZOTEUX LMGTE
 2. Pierre RAGUES 3. Côme LEDOGAR

1	3	1:57.196	43.365	33.459	40.372		1:57.196
2	3	1:44.430	32.820	32.199	39.411	253.5	3:41.626
3	3	1:43.448	32.453	31.994	39.001	255.3	5:25.074
4	3	1:42.667	32.222	31.735	38.710	255.3	7:07.741
5	3	1:54.300 B	32.206	33.446	48.648	258.4	9:02.041
6	1	7:48.449	6:23.534	37.612	47.303		16:50.490
7	1	1:52.929	35.591	34.997	42.341	242.7	18:43.419
8	1	1:52.358	35.291	34.250	42.817	248.3	20:35.777
9	1	1:50.863	35.541	34.015	41.307	247.7	22:26.640
10	1	1:50.799	34.734	34.108	41.957	248.8	24:17.439
11	1	1:51.268	34.908	34.298	42.062	244.9	26:08.707
12	1	1:50.601	34.198	33.899	42.504	248.8	27:59.308
13	1	1:49.252	34.063	33.871	41.318	250.6	29:48.560
14	1	1:50.278	34.312	33.210	42.756	250.0	31:38.838
15	1	1:48.911	34.493	33.363	41.055	242.7	33:27.749
16	1	1:49.600	33.898	34.429	41.273	250.0	35:17.349
17	1	1:50.463	34.211	33.733	42.519	248.3	37:07.812
18	1	1:55.020	37.430	34.209	43.381	225.9	39:02.832
19	1	1:56.589 B	35.044	34.087	47.458	237.9	40:59.421
20	1	10:12.639	8:57.219	34.486	40.934		51:12.060
21	1	1:54.429 B	34.136	33.254	47.039	249.4	53:06.489
22	2	3:44.153	2:31.021	32.943	40.189		56:50.642
23	2	1:46.256	33.546	32.735	39.975	250.6	58:36.898
24	2	1:45.162	33.155	32.420	39.587	251.2	1:00:22.060
25	2	1:51.553	33.129	32.877	45.547	251.2	1:02:13.613
26	2	1:45.180	32.972	32.245	39.963	251.2	1:03:58.793
27	2	1:47.694	33.102	34.138	40.454	250.6	1:05:46.487
28	2	1:45.029	32.872	32.145	40.012	250.6	1:07:31.516
29	2	1:43.816	32.684	31.962	39.170	252.3	1:09:15.332
30	2	1:44.304	32.710	32.388	39.206	251.7	1:10:59.636
31	2	1:49.639 B	32.700	32.054	44.885	252.3	1:12:49.275
32	2	4:35.611	3:18.580	35.677	41.354		1:17:24.886
33	2	1:49.266	34.145	33.471	41.650	248.8	1:19:14.152
34	2	1:46.787	33.985	32.369	40.433	250.0	1:21:00.939
35	2	1:47.339	33.943	32.920	40.476	250.6	1:22:48.278
36	2	1:52.364	33.922	36.838	41.604	250.6	1:24:40.642



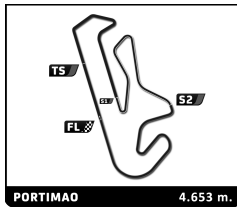


ELMS Collective Test Day
4 Hours of Portimao
Morning Test

Sector Analysis

													Lap under Red Flag		Invalidated Lap		Personal Best		Session Best		B Crossing the pit lane	
Lap	D	Time	Sector 1	Sector 2	Sector 3	T. Spd	Elapsed	Lap	D	Time	Sector 1	Sector 2	Sector 3	T. Spd	Elapsed							
37	2	1:51.219	34.834	33.086	43.299	248.3	1:26:31.861	36	1	1:35.575	29.442	30.252	35.881	282.0	1:18:38.541							
38	2	1:46.138	33.102	32.628	40.408	249.4	1:28:17.999	37	1	1:41.726 B	29.659	29.183	42.884	282.7	1:20:20.267							
39	2	1:58.127 B	34.837	36.449	46.841	251.2	1:30:16.126	38	3	3:18.051	2:07.659	32.609	37.783		1:23:38.318							
40	2	4:46.260	3:31.998	34.900	39.362		1:35:02.386	39	3	1:37.515	31.143	29.923	36.449	278.4	1:25:15.833							
41	2	1:44.410	32.724	31.826	39.860	254.7	1:36:46.796	40	3	1:34.845	29.946	29.448	35.451	279.1	1:26:50.678							
42	2	1:44.077	32.449	31.993	39.635	251.7	1:38:30.873	41	3	1:34.370	29.697	29.369	35.304	282.0	1:28:25.048							
43	2	1:45.484	33.566	32.363	39.555	254.1	1:40:16.357	42	3	1:36.294	29.752	31.174	35.368	285.0	1:30:01.342							
44	2	1:45.510	32.568	33.485	39.457	255.3	1:42:01.867	43	3	1:34.505	29.723	29.419	35.363	282.7	1:31:35.847							
45	2	1:43.623	32.532	31.917	39.174	252.9	1:43:45.490	44	3	1:34.982	29.565	30.144	35.273	282.7	1:33:10.829							
46	2	1:50.145 B	32.972	32.892	44.281	254.1	1:45:35.635	45	3	1:36.328	29.563	29.851	36.914	284.2	1:34:47.157							
47	3	4:05.438	2:53.237	32.211	39.990		1:49:41.073	46	3	1:35.282	30.723	29.355	35.204	276.2	1:36:22.439							
48	3	1:43.828	32.467	32.229	39.132	254.7	1:51:24.901	47	3	1:43.577 B	31.122	29.556	42.899	284.2	1:38:06.016							
49	3	1:43.038	32.292	31.828	38.918	252.9	1:53:07.939	48	3	5:04.616	3:57.332	30.506	36.778		1:43:10.632							
50	3	1:45.534	32.793	32.016	40.725	254.1	1:54:53.473	49	3	1:33.280	29.192	29.254	34.834	284.2	1:44:43.912							
51	3	1:42.732	32.347	31.602	38.783	254.1	1:56:36.205	50	3	1:36.815	29.686	30.099	37.030	290.3	1:46:20.727							
65	Panis Racing		3.James ALLEN			Oreca 07 - Gibson LMP2																
	1.Julien CANAL																					
	2.William STEVENS																					
1	2	2:29.032	1:16.623	33.596	38.813		2:29.032	51	3	1:33.314	29.118	29.129	35.067	281.2	1:47:54.041							
2	2	1:38.559	32.076	30.274	36.209	280.5	4:07.591	52	3	1:34.397	28.979	29.078	36.340	283.5	1:49:28.438							
3	2	1:33.873	29.292	29.248	35.333	285.0	5:41.464	53	3	1:35.349	29.209	30.627	35.513	285.0	1:51:03.787							
4	2	1:35.546	29.667	29.685	36.194	285.7	7:17.010	54	3	1:33.056	29.089	29.098	34.869	284.2	1:52:36.843							
5	2	1:36.238	30.085	29.347	36.806	288.0	8:53.248	55	3	1:33.695	29.824	29.036	34.835	285.7	1:54:10.538							
6	2	1:40.588 B	28.936	29.379	42.273	285.7	10:33.836	56	3	1:33.923	29.009	29.069	35.845	285.7	1:55:44.461							
7	2	7:13.766	6:08.258	30.006	35.502		17:47.602															
8	2	1:32.379	28.846	28.892	34.641	282.7	19:19.981															
9	2	1:34.949	28.869	30.329	35.751	283.5	20:54.930															
10	2	1:32.544	28.907	28.976	34.661	284.2	22:27.474															
11	2	1:32.769	29.112	28.920	34.737	285.0	24:00.243															
12	2	1:41.545 B	29.615	29.507	42.423	284.2	25:41.788															
13	2	11:04.557	9:58.609	30.594	35.354		36:46.345															
14	2	1:33.606	29.272	29.083	35.251	280.5	38:19.951															
15	2	1:33.525	29.122	29.188	35.215	280.5	39:53.476															
16	2	1:34.088	29.000	29.843	35.245	283.5	41:27.564															
17	2	1:33.883	28.931	29.978	34.974	282.7	43:01.447															
18	2	1:43.032 B	30.655	30.750	41.627	266.7	44:44.479															
19	1	4:17.341	3:04.052	33.239	40.050		49:01.820															
20	1	1:38.233	30.910	30.608	36.715	276.9	50:40.053															
21	1	1:37.703	30.555	30.959	36.189	279.1	52:17.756															
22	1	1:35.973	30.420	29.543	36.010	279.8	53:53.729															
23	1	1:39.193	30.962	30.304	37.927	281.2	55:32.922															
24	1	1:35.498	29.758	29.495	36.245	281.2	57:08.420															
25	1	1:37.986	30.866	30.344	36.776	282.7	58:46.406															
26	1	1:36.252	29.683	29.716	36.853	280.5	1:00:22.658															
27	1	1:34.626	29.439	29.497	35.690	278.4	1:01:57.284															
28	1	1:44.621 B	29.337	30.663	44.621	280.5	1:03:41.905															
29	1	3:47.279	2:39.266	30.624	37.389		1:07:29.184															
30	1	1:36.105	29.594	29.589	36.922	278.4	1:09:05.289															
31	1	1:35.560	29.549	29.520	36.491	276.9	1:10:40.849															
32	1	1:34.756	29.351	29.439	35.966	280.5	1:12:15.605															
33	1	1:35.743	29.373	30.062	36.308	282.0	1:13:51.348															
34	1	1:36.297	30.268	29.950	36.079	282.0	1:15:27.645															
35	1	1:35.321	29.595	30.049	35.677	281.2	1:17:02.966															
66	JMW Motorsport		3.Thong WEI FUNG SHAUN			Ferrari 488 GTE Evo LMGT E																
	1.Rodrigo SALES																					
	2.Jody FANNIN																					
1	2	5:28.395	4:13.362	35.034	39.999		5:28.395															
2	2	1:46.410	34.083	33.141	39.186	256.5	7:14.805															
3	2	1:44.602	33.187	32.470	38.945	257.8	8:59.407															
4	2	1:46.388	33.562	32.612	40.214	259.0	10:45.795															
5	2	1:43.807	32.795	32.279	38.733	258.4	12:29.602															
6	2	1:42.980	32.521	32.021	38.438	259.0	14:12.582															
7	2	1:42.792	32.575	31.903	38.314	257.8	15:55.374															
8	2	1:42.973	32.506	31.977	38.490	257.8	17:38.347															
9	2	1:43.898	32.534	31.775	39.589	256.5	19:22.245															
10	2	1:49.023 B	33.000	31.913	44.110	251.2	21:11.268															
11	1	4:48.508	3:30.132	36.875	41.501		25:59.776															
12	1	1:50.979	36.313	34.231	40.435	251.7	27:50.755															
13	1	2:15.628 B	35.059	34.700	1:05.869	252.3	30:06.383															
14	1	4:01.590	2:44.953	35.426	41.211		34:07.973															
15	1	1:48.833	34.274	33.723	40.836	250.6	35:56.806															
16	1	1:49.111	33.589	35.016	40.506	252.3	37:45.917															
17	1	1:46.413	33.735	32.960	39.718	251.7	39:32.330															
18	1	1:48.375	34.315	33.390	40.670	248.8	41:20.705															
19	1	1:46.414	33.776	33.193	39.445	254.1	43:07.119															
20	1	1:46.588	33.183	32.944	40.461	254.7	44:53.707															
21	1	1:44.837	32.941	32.413	39.483	255.3	46:38.544															
22	1	1:53.511 B	33.162	32.595	47.754	254.1	48:32.055															
23	3	3:56.513	2:35.060	35.484	45.969		52:28.568															
24	3	1:45.896	33.624	32.762	39.510	253.5	54:14.464															
25	3	1:44.579	32.744	32.091	39.744	254.7	55:59.043															
26	3	1:43.956	32.765	32.246	38.945	257.8	57:42.999															
27	3	1:44.922	33.148	32.241	39.533	255.9	59:27.921															
28	3	1:44.239	32.753	32.066	39.420	255.3	1:01:12.160															
29	3	1:44.956	33.090	32.649	39.217	254.7	1:02:57.116															





ELMS Collective Test Day
4 Hours of Portimao
Morning Test


Sector Analysis

Lap	D	Time	Sector 1	Sector 2	Sector 3	T. Spd	Elapsed	Lap	D	Time	Sector 1	Sector 2	Sector 3	T. Spd	Elapsed
30	3	1:43.549	32.440	32.249	38.860	255.9	1:04:40.665	25	3	1:40.985	31.809	31.164	38.012	255.9	1:06:50.378
31	3	1:43.197	32.429	32.070	38.698	254.7	1:06:23.862	26	3	1:41.907	31.793	31.710	38.404	257.8	1:08:32.285
32	3	1:50.977 B	32.692	32.099	46.186	255.9	1:08:14.839	27	3	1:48.442 B	31.893	31.309	45.240	257.8	1:10:20.727
33	1	4:21.747	3:08.681	34.001	39.065		1:12:36.586	28	2	3:27.184	2:04.983	37.697	44.504		1:13:47.911
34	1	1:44.841	33.115	32.444	39.282	254.7	1:14:21.427	29	2	1:52.162	36.087	35.831	40.244	252.9	1:15:40.073
35	1	1:44.729	32.977	32.589	39.163	253.5	1:16:06.156	30	2	1:48.784	34.478	34.026	40.280	255.3	1:17:28.857
36	1	1:48.161	35.191	33.921	39.049	254.7	1:17:54.317	31	2	1:48.185	34.154	33.878	40.153	250.6	1:19:17.042
37	1	1:43.824	32.789	32.254	38.781	254.7	1:19:38.141	32	2	1:46.051	33.160	33.076	39.815	256.5	1:21:03.093
38	1	1:45.700	32.985	32.714	40.001	254.7	1:21:23.841	33	2	1:46.273	33.180	33.607	39.486	257.1	1:22:49.366
39	1	1:44.154	33.109	32.295	38.750	255.9	1:23:07.995	34	2	1:47.595	33.206	34.913	39.476	257.8	1:24:36.961
40	1	1:43.206	32.456	32.102	38.648	254.7	1:24:51.201	35	2	1:45.114	32.736	32.847	39.531	256.5	1:26:22.075
41	1	1:49.151	32.965	32.314	43.872	255.9	1:26:40.352	36	2	1:45.251	32.922	32.765	39.564	256.5	1:28:07.326
42	1	1:56.894 B	36.174	33.308	47.412	242.7	1:28:37.246	37	2	1:52.818 B	33.251	32.848	46.719	257.8	1:30:00.144
43	3	3:17.911	2:04.103	34.064	39.744		1:31:55.157	38	2	6:31.868	5:19.522	33.146	39.200		1:36:32.012
44	3	1:44.242	32.800	32.844	38.598	256.5	1:33:39.399	39	2	1:44.689	32.915	32.281	39.493	255.9	1:38:16.701
45	3	1:42.579	32.125	32.054	38.400	257.8	1:35:21.978	40	2	1:44.559	32.779	32.490	39.290	256.5	1:40:01.260
46	3	1:44.228	32.977	32.185	39.066	257.8	1:37:06.206	41	2	1:44.166	32.756	32.256	39.154	255.9	1:41:45.426
47	3	1:50.347 B	32.782	31.847	45.718	258.4	1:38:56.553	42	2	1:43.913	32.626	31.999	39.288	256.5	1:43:29.339
48	3	4:16.839	3:05.487	32.738	38.614		1:43:13.392	43	2	1:51.292	35.942	35.229	40.121	204.9	1:45:20.631
49	3	1:43.153	32.571	32.053	38.529	257.8	1:44:56.545	44	2	1:44.598	32.646	32.411	39.541	259.0	1:47:05.229
50	3	1:42.873	32.408	31.822	38.643	255.9	1:46:39.418	45	2	1:43.824	32.481	32.080	39.263	259.0	1:48:49.053
51	3	1:42.813	32.149	32.099	38.565	255.3	1:48:22.231	46	2	1:43.097	32.281	31.871	38.945	257.8	1:50:32.150
52	3	1:42.897	32.257	32.146	38.494	259.0	1:50:05.128	47	2	1:43.260	32.294	32.045	38.921	260.2	1:52:15.410
53	3	1:43.322	32.467	31.958	38.897	257.1	1:51:48.450	48	2	1:49.066	33.482	33.404	42.180	258.4	1:54:04.476
54	3	1:43.105	32.188	31.935	38.982	257.8	1:53:31.555	49	2	1:43.135	32.271	31.935	38.929	255.9	1:55:47.611
55	3	1:51.677 B	33.060	32.243	46.374	256.5	1:55:23.232								

77		Proton Competition		Porsche 911 RSR - 19		
		1.Christian RIED		3.Gianmaria BRUNI		
		2.Cooper MACNEIL		LMGTE		
1	3	2:19.701 B	59.860	32.631	47.210	2:19.701
2	3	4:44.665	3:34.437	31.977	38.251	7:04.366
3	3	1:43.416	32.429	31.828	39.159	8:47.782
4	3	1:41.567	32.063	31.372	38.132	10:29.349
5	3	1:41.054	31.821	31.354	37.879	12:10.403
6	3	1:41.232	31.888	31.189	38.155	13:51.635
7	3	1:41.336	31.872	31.335	38.129	15:32.971
8	3	1:48.713 B	32.100	31.576	45.037	17:21.684
9	3	11:36.695	...	31.829	38.149	28:58.379
10	3	1:41.307	31.875	31.271	38.161	30:39.686
11	3	1:41.822	31.778	31.480	38.564	32:21.508
12	3	1:48.071 B	31.827	31.840	44.404	34:09.579
13	3	5:28.713	4:17.275	33.072	38.366	39:38.292
14	3	1:41.208	31.930	31.072	38.206	41:19.500
15	3	1:41.097	31.819	31.329	37.949	43:00.597
16	3	1:42.947	31.842	32.530	38.575	44:43.544
17	3	1:42.586	32.251	31.566	38.769	46:26.130
18	3	1:42.232	32.340	31.506	38.386	48:08.362
19	3	1:41.740	31.952	31.580	38.208	49:50.102
20	3	1:49.526 B	32.919	31.780	44.827	51:39.628
21	3	8:26.399	7:16.577	31.484	38.338	1:00:06.027
22	3	1:40.788	31.748	31.135	37.905	1:01:46.815
23	3	1:41.587	32.095	31.432	38.060	1:03:28.402
24	3	1:40.991	31.777	31.203	38.011	1:05:09.393

80		Iron Lynx		Ferrari 488 GTE Evo		
		1.Matteo CRESSONI		3.Miguel MOLINA		
		2.Rino MASTRONARDI		LMGTE		
1	1	23:57.121	...	35.223	40.316	23:57.121
2	1	1:44.186	33.224	32.262	38.700	25:41.307
3	1	1:42.589	32.447	31.559	38.583	27:23.896
4	1	1:42.357	32.339	31.637	38.381	29:06.253
5	1	1:49.251 B	32.273	31.897	45.081	30:55.504
6	1	4:50.707	3:39.171	32.191	39.345	35:46.211
7	1	1:42.857	32.634	31.468	38.755	37:29.068
8	1	1:42.554	32.381	31.585	38.588	39:11.622
9	1	1:52.396 B	32.375	32.201	47.820	41:04.018
10	1	3:55.743	2:33.510	35.395	46.838	44:59.761
11	1	1:41.664	32.199	31.405	38.060	46:41.425
12	1	1:49.770	32.045	31.393	46.332	48:31.195
13	1	1:43.396	32.128	32.016	39.252	50:14.591
14	1	1:45.963	32.809	31.494	41.660	52:00.554
15	1	1:41.845	32.117	31.332	38.396	53:42.399
16	1	1:42.892	32.190	32.004	38.698	55:25.291
17	1	1:42.079	32.189	31.427	38.463	57:07.370
18	1	1:53.726 B	33.054	31.906	48.766	59:01.096
19	2	4:42.904	3:21.583	40.205	41.116	1:03:44.000
20	2	1:45.769	33.557	33.052	39.160	1:05:29.769
21	2	1:44.713	33.618	32.339	38.756	1:07:14.482
22	2	1:43.241	32.500	32.150	38.591	1:08:57.723
23	2	1:45.516	32.588	32.847	40.081	1:10:43.239
24	2	1:45.293	32.466	33.467	39.360	1:12:28.532
25	2	1:56.295 B	32.705	33.198	50.392	1:14:24.827



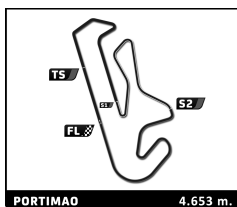


ELMS Collective Test Day
4 Hours of Portimao
Morning Test

Sector Analysis

													Lap under Red Flag		Invalidated Lap		Personal Best		Session Best		B Crossing the pit lane	
Lap	D	Time	Sector 1	Sector 2	Sector 3	T. Spd	Elapsed	Lap	D	Time	Sector 1	Sector 2	Sector 3	T. Spd	Elapsed							
26	2	4:00.360	2:43.257	33.208	43.895		1:18:25.187	29	2	1:43.452	32.406	32.144	38.902	255.9	57:48.853							
27	2	1:42.408	32.298	31.790	38.320	254.1	1:20:07.595	30	2	1:44.778	32.409	33.171	39.198	255.3	59:33.631							
28	2	1:44.215	32.897	32.272	39.046	256.5	1:21:51.810	31	2	1:44.893	32.408	32.450	40.035	256.5	1:01:18.524							
29	2	1:42.812	32.423	32.077	38.312	256.5	1:23:34.622	32	2	1:44.339	32.740	32.689	38.910	255.3	1:03:02.863							
30	2	1:43.301	32.144	32.152	39.005	255.9	1:25:17.923	33	2	1:44.498	32.894	32.326	39.278	254.7	1:04:47.361							
31	2	1:42.521	32.252	31.805	38.464	255.3	1:27:00.444	34	2	1:43.926	32.658	32.293	38.975	255.3	1:06:31.287							
32	2	1:43.397	32.706	32.128	38.563	257.1	1:28:43.841	35	2	1:43.558	32.623	32.201	38.734	255.3	1:08:14.845							
33	2	1:42.254	32.184	31.670	38.400	255.9	1:30:26.095	36	2	1:50.047 B	32.752	32.382	44.913	255.3	1:10:04.892							
34	2	1:45.023	33.781	32.553	38.689	255.9	1:32:11.118	37	3	3:23.659	2:10.599	32.873	40.187		1:13:28.551							
35	2	1:43.419	32.739	32.167	38.513	256.5	1:33:54.537	38	3	1:44.692	33.849	32.163	38.680	255.3	1:15:13.243							
36	2	1:42.150	32.153	31.691	38.306	258.4	1:35:36.687	39	3	1:42.795	32.773	31.485	38.537	256.5	1:16:56.038							
37	2	1:42.964	32.179	31.752	39.033	257.8	1:37:19.651	40	3	1:42.142	32.208	31.456	38.478	256.5	1:18:38.180							
38	2	1:42.411	32.192	31.703	38.516	257.8	1:39:02.062	41	3	1:42.801	32.138	32.295	38.368	257.8	1:20:20.981							
39	2	1:48.628 B	32.157	32.006	44.465	257.1	1:40:50.690	42	3	1:41.835	31.934	31.334	38.567	259.0	1:22:02.816							
40	3	3:24.153	2:12.307	32.798	39.048		1:44:14.843	43	3	1:46.192	34.191	33.029	38.972	258.4	1:23:49.008							
41	3	1:43.436	32.687	32.115	38.634	257.1	1:45:58.279	44	3	1:55.551 B	32.150	34.280	49.121	255.9	1:25:44.559							
42	3	1:42.500	32.361	31.721	38.418	255.9	1:47:40.779	45	3	7:00.183	5:48.213	32.661	39.309		1:32:44.742							
43	3	1:42.975	32.260	32.381	38.334	261.5	1:49:23.754	46	3	1:42.920	32.339	31.966	38.615	257.8	1:34:27.662							
44	3	1:47.063	32.230	32.617	42.216	257.1	1:51:10.817	47	3	1:41.863	32.227	31.466	38.170	255.9	1:36:09.525							
45	3	1:42.502	32.253	31.649	38.600	255.3	1:52:53.319	48	3	1:41.891	32.020	31.522	38.349	257.1	1:37:51.416							
46	3	1:42.910	32.196	32.259	38.455	255.9	1:54:36.229	49	3	1:42.992	32.041	31.426	39.525	258.4	1:39:34.408							
47	3	1:42.254	32.086	31.543	38.625	258.4	1:56:18.483	50	3	1:41.755	31.961	31.348	38.446	257.1	1:41:16.163							
83 Iron Lynx Ferrari 488 GTE Evo																						
1. Rahel FREY 3. Michelle GATTING LMGTE																						
2. Sarah BOVY																						
1	1	3:11.928	1:53.824	35.129	42.975		3:11.928	51	3	1:44.429	33.075	32.627	38.727	257.8	1:43:00.592							
2	1	1:45.406	33.843	32.336	39.227	259.0	4:57.334	52	3	1:41.825	32.067	31.296	38.462	259.0	1:44:42.417							
3	1	1:42.792	32.244	31.941	38.607	259.0	6:40.126	53	3	1:49.382 B	32.295	31.766	45.321	255.9	1:46:31.799							
4	1	1:43.293	32.049	32.479	38.765	259.6	8:23.419	54	1	3:15.792	2:04.860	32.535	38.397		1:49:47.591							
5	1	1:48.660	32.142	33.287	43.231	259.6	10:12.079	55	1	1:45.178	31.857	32.284	41.037	257.1	1:51:32.769							
6	1	1:44.765	32.332	31.957	40.476	258.4	11:56.844	56	1	1:45.312	31.830	31.746	41.736	256.5	1:53:18.081							
7	1	1:44.164	32.640	32.186	39.338	259.0	13:41.008	57	1	1:44.118	31.974	31.383	40.761	257.1	1:55:02.199							
8	1	1:48.198 B	31.984	31.864	44.350	258.4	15:29.206	88 AF Corse Ferrari 488 GTE Evo														
9	1	3:44.651	2:30.353	34.459	39.839		19:13.857	1. François PERRODO 3. Alessio ROVERA LMGTE														
10	1	1:42.790	32.141	31.914	38.735	256.5	20:56.647	2. Emmanuel COLLARD														
11	1	1:42.202	32.015	31.654	38.533	257.1	22:38.849	1	3	2:02.568 B	41.532	34.245	46.791		2:02.568							
12	1	1:42.384	32.099	31.632	38.653	256.5	24:21.233	2	3	3:33.536	2:20.413	33.668	39.455		5:36.104							
13	1	1:53.328	33.873	35.015	44.440	256.5	26:14.561	3	3	1:43.626	32.772	32.175	38.679	259.6	7:19.730							
14	1	1:43.596	32.150	31.935	39.511	255.3	27:58.157	4	3	1:45.891	32.129	31.780	41.982	261.5	9:05.621							
15	1	1:48.529 B	32.077	31.648	44.804	256.5	29:46.686	5	3	1:42.076	32.170	31.615	38.291	260.2	10:47.697							
16	2	3:27.869	2:09.313	35.692	42.864		33:14.555	6	3	1:50.329 B	32.009	32.117	46.203	262.8	12:38.026							
17	2	1:50.683	33.901	33.930	42.852	237.4	35:05.238	7	3	4:30.519	3:18.254	33.798	38.467		17:08.545							
18	2	1:48.988	33.397	34.501	41.090	254.1	36:54.226	8	3	1:41.918	32.122	31.696	38.100	254.7	18:50.463							
19	2	1:47.713	34.075	33.193	40.445	251.2	38:41.939	9	3	1:43.263	32.107	31.980	39.176	255.3	20:33.726							
20	2	1:45.403	33.256	32.341	39.806	253.5	40:27.342	10	3	1:50.975	33.292	31.637	46.046	254.7	22:24.701							
21	2	1:48.328	32.987	34.835	40.506	254.1	42:15.670	11	3	1:42.149	32.212	31.610	38.327	252.9	24:06.850							
22	2	1:48.620	33.751	33.117	41.752	243.8	44:04.290	12	3	1:49.440 B	32.349	32.817	44.274	255.3	25:56.290							
23	2	1:46.523	33.512	32.747	40.264	253.5	45:50.813	13	1	3:33.536	2:18.170	33.375	41.991		29:29.826							
24	2	1:53.100 B	33.126	32.881	47.093	252.3	47:43.913	14	1	1:47.888	33.559	32.352	41.977	251.7	31:17.714							
25	2	3:09.535	1:56.376	33.530	39.629		50:53.448	15	1	1:46.731	33.931	32.784	40.016	243.8	33:04.445							
26	2	1:43.998	32.667	32.283	39.048	254.1	52:37.446	16	1	1:45.471	33.181	32.709	39.581	250.0	34:49.916							
27	2	1:43.807	32.546	32.169	39.092	255.3	54:21.253	17	1	1:44.135	32.834	32.435	38.866	252.3	36:34.051							
28	2	1:44.148	32.681	32.344	39.123	255.9	56:05.401	18	1	1:46.097	33.011	32.565	40.521	252.9	38:20.148							
								19	1	1:53.055 B	33.113	34.098	45.844	252.9	40:13.203							
								20	1	4:28.256	3:14.105	32.762	41.389		44:41.459							
								21	1	1:43.568	32.605	31.856	39.107	255.3	46:25.027							





ELMS Collective Test Day
4 Hours of Portimao
Morning Test

Sector Analysis

Lap under Red Flag Invalidated Lap Personal Best Session Best Crossing the pit lane

Lap	D	Time	Sector 1	Sector 2	Sector 3	T. Spd	Elapsed	Lap	D	Time	Sector 1	Sector 2	Sector 3	T. Spd	Elapsed
22	1	1:48.368	33.293	33.385	41.690	252.9	48:13.395	16	1	1:47.062	33.536	33.528	39.998	257.1	46:32.923
23	1	1:44.613	33.199	32.405	39.009	253.5	49:58.008	17	1	1:45.350	32.977	32.728	39.645	257.8	48:18.273
24	1	1:43.291	32.406	32.070	38.815	254.7	51:41.299	18	1	1:45.267	33.083	32.436	39.748	258.4	50:03.540
25	1	1:45.458	32.672	32.469	40.317	254.1	53:26.757	19	1	1:45.340	33.023	32.463	39.854	259.6	51:48.880
26	1	1:45.256	32.994	32.295	39.967	248.8	55:12.013	20	1	1:44.961	32.425	32.229	40.307	259.0	53:33.841
27	1	1:43.537	32.606	32.088	38.843	255.3	56:55.550	21	1	1:45.533	32.822	32.380	40.331	258.4	55:19.374
28	1	1:43.835	32.891	31.997	38.947	254.7	58:39.385	22	1	1:45.339	32.520	32.191	40.628	258.4	57:04.713
29	1	1:43.458	32.598	32.014	38.846	254.7	1:00:22.843	23	1	1:53.746 B	32.407	32.305	49.034	258.4	58:58.459
30	1	1:58.357 B	34.891	33.499	49.967	257.1	1:02:21.200	24	2	4:36.084	3:23.609	32.770	39.705		1:03:34.543
31	2	3:29.797	2:16.213	33.481	40.103		1:05:50.997	25	2	1:43.800	32.927	32.274	38.599	255.3	1:05:18.343
32	2	1:44.862	32.935	32.743	39.184	250.6	1:07:35.859	26	2	1:43.350	32.196	31.878	39.276	257.8	1:07:01.693
33	2	1:43.329	32.597	31.817	38.915	254.1	1:09:19.188	27	2	1:42.971	32.239	31.749	38.983	257.8	1:08:44.664
34	2	1:43.076	32.435	31.647	38.994	254.1	1:11:02.264	28	2	1:42.587	32.158	31.811	38.618	259.6	1:10:27.251
35	2	1:42.640	32.426	31.690	38.524	254.7	1:12:44.904	29	2	1:42.499	32.108	31.860	38.531	259.6	1:12:09.750
36	2	1:42.938	32.199	31.937	38.802	254.1	1:14:27.842	30	2	1:43.831	32.217	32.399	39.215	258.4	1:13:53.581
37	2	1:42.501	32.336	31.602	38.563	254.1	1:16:10.343	31	2	1:44.282	32.537	32.771	38.974	259.6	1:15:37.863
38	2	1:52.386 B	32.790	32.531	47.065	254.1	1:18:02.729	32	2	1:43.131	31.963	32.084	39.084	259.6	1:17:20.994
39	2	4:22.220	3:11.038	32.081	39.101		1:22:24.949	33	2	1:42.439	32.099	31.845	38.495	259.0	1:19:03.433
40	2	1:42.409	32.094	31.868	38.447	255.3	1:24:07.358	34	2	1:42.049	32.030	31.695	38.324	259.6	1:20:45.482
41	2	1:49.385	33.567	34.990	40.828	244.3	1:25:56.743	35	2	1:44.071	33.629	31.973	38.469	260.9	1:22:29.553
42	2	1:50.562	32.361	34.978	43.223	254.1	1:27:47.305	36	2	1:42.841	32.295	32.040	38.506	260.9	1:24:12.394
43	2	1:48.983 B	32.218	31.781	44.984	254.7	1:29:36.288	37	2	1:44.852	32.515	32.425	39.912	261.5	1:25:57.246
44	3	3:53.938	2:37.787	32.101	44.050		1:33:30.226	38	2	1:44.222	32.560	32.729	38.933	249.4	1:27:41.468
45	3	1:48.868	32.026	31.675	45.167	255.3	1:35:19.094	39	2	1:49.106 B	32.198	31.863	45.045	260.2	1:29:30.574
46	3	1:44.379	32.767	32.507	39.105	254.7	1:37:03.473	40	1	5:16.746	4:04.477	32.629	39.640		1:34:47.320
47	3	1:41.786	32.028	31.596	38.162	255.3	1:38:45.259	41	1	1:45.778	33.129	32.828	39.821	259.0	1:36:33.098
48	3	1:49.477	35.101	33.024	41.352	256.5	1:40:34.736	42	1	1:44.631	32.484	32.562	39.585	259.0	1:38:17.729
49	3	1:41.816	32.007	31.473	38.336	254.7	1:42:16.552	43	1	1:44.320	33.269	32.145	38.906	259.0	1:40:02.049
50	3	1:49.617 B	32.082	31.315	46.220	257.8	1:44:06.169	44	1	1:44.008	32.502	32.240	39.266	259.6	1:41:46.057
51	3	3:19.352	2:07.898	32.272	39.182		1:47:25.521	45	1	1:43.568	32.420	32.151	38.997	259.0	1:43:29.625
52	3	1:43.295	32.416	32.107	38.772	253.5	1:49:08.816	46	1	1:44.414	32.418	33.157	38.839	261.5	1:45:14.039
53	3	1:44.030	32.791	32.107	39.132	252.9	1:50:52.846	47	1	1:46.141	34.432	32.665	39.044	263.4	1:47:00.180
54	3	1:43.609	32.840	32.230	38.539	255.3	1:52:36.455	48	1	1:45.137	32.697	32.538	39.902	259.6	1:48:45.317
55	3	1:43.067	32.318	31.855	38.894	254.7	1:54:19.522	49	1	1:43.167	32.313	32.117	38.737	259.0	1:50:28.484
56	3	2:11.100 B	35.169	40.556	55.375	255.3	1:56:30.622	50	1	1:58.272 B	37.566	34.349	46.357	258.4	1:52:26.756

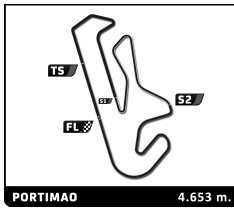
93	Proton Competition	Porsche 911 RSR - 19	
	1. Michael FASSBENDER	3. Richard LIETZ	LMGTE
	2. Felipe LASER		

1	3	6:50.204 B	5:27.215	33.716	49.273		6:50.204
2	3	6:54.587	5:41.247	33.731	39.609		13:44.791
3	3	1:45.109	32.139	32.395	40.575	259.6	15:29.900
4	3	1:43.373	32.458	32.245	38.670	258.4	17:13.273
5	3	1:41.523	31.880	31.612	38.031	259.6	18:54.796
6	3	1:41.936	32.060	31.444	38.432	260.9	20:36.732
7	3	1:50.526 B	32.902	31.904	45.720	262.1	22:27.258
8	1	9:43.932	8:28.219	34.128	41.585		32:11.190
9	1	1:50.980	35.872	34.340	40.768	255.3	34:02.170
10	1	1:47.808	33.687	33.770	40.351	254.1	35:49.978
11	1	1:46.908	33.783	33.342	39.783	255.3	37:36.886
12	1	1:47.546	33.440	33.175	40.931	254.7	39:24.432
13	1	1:46.287	33.400	33.034	39.853	255.9	41:10.719
14	1	1:46.943	33.590	33.166	40.187	256.5	42:57.662
15	1	1:48.199	33.342	33.808	41.049	257.1	44:45.861

95	TF Sport	Aston Martin Vantage AMR	
	1. John HARTSHORNE	3. Oliver HANCOCK	LMGTE
	2. Ross GUNN		

1	2	2:58.114	1:44.451	33.876	39.787		2:58.114
2	2	1:48.180	32.565	31.710	43.905	265.4	4:46.294
3	2	1:41.919	31.976	31.736	38.207	265.4	6:28.213
4	2	1:46.268	33.357	32.461	40.450	266.7	8:14.481
5	2	1:41.083	31.716	31.333	38.034	264.7	9:55.564
6	2	1:51.951 B	33.064	34.244	44.643	262.8	11:47.515
7	3	3:52.018	2:40.497	32.686	38.835		15:39.533
8	3	1:44.653	32.832	32.841	38.980	262.8	17:24.186
9	3	1:44.073	32.981	32.399	38.693	262.8	19:08.259
10	3	1:43.326	32.482	32.289	38.555	261.5	20:51.585
11	3	1:43.142	32.408	32.076	38.658	261.5	22:34.727
12	3	1:50.644 B	32.221	31.979	46.444	261.5	24:25.371
13	3	2:57.277	1:45.766	32.740	38.771		27:22.648
14	3	1:41.854	32.091	31.621	38.142	260.9	29:04.502
15	3	1:41.687	31.886	31.705	38.096	262.1	30:46.189





ELMS Collective Test Day
4 Hours of Portimao
Morning Test

Sector Analysis

Lap under Red Flag Invalidated Lap Personal Best Session Best B Crossing the pit lane

Lap	D	Time	Sector 1	Sector 2	Sector 3	T. Spd	Elapsed	Lap	D	Time	Sector 1	Sector 2	Sector 3	T. Spd	Elapsed
16	3	1:42.269	32.088	31.756	38.425	262.1	32:28.458								
17	3	1:51.490	B 32.156	32.752	46.582	262.1	34:19.948								
18	1	4:47.998	3:25.604	39.364	43.030		39:07.946								
19	1	1:51.374	34.524	34.442	42.408	257.1	40:59.320								
20	1	1:50.536	34.399	34.232	41.905	256.5	42:49.856								
21	1	1:48.001	33.810	33.477	40.714	254.7	44:37.857								
22	1	1:48.405	33.617	33.151	41.637	257.8	46:26.262								
23	1	1:48.892	34.430	33.474	40.988	249.4	48:15.154								
24	1	1:48.198	33.678	33.708	40.812	259.0	50:03.352								
25	1	2:01.082	B 34.930	34.397	51.755	258.4	52:04.434								
26	2	3:52.908	2:40.505	32.234	40.169		55:57.342								
27	2	1:42.239	32.110	31.776	38.353	261.5	57:39.581								
28	2	1:41.177	31.705	31.391	38.081	263.4	59:20.758								
29	2	1:45.736	31.706	33.974	40.056	262.8	1:01:06.494								
30	2	1:52.269	B 32.456	34.455	45.358	260.9	1:02:58.763								
31	1	4:11.877	2:57.739	33.365	40.773		1:07:10.640								
32	1	1:45.930	33.340	32.508	40.082	258.4	1:08:56.570								
33	1	1:47.597	33.410	33.069	41.118	257.8	1:10:44.167								
34	1	1:47.017	33.312	33.494	40.211	260.2	1:12:31.184								
35	1	1:46.330	32.963	33.000	40.367	259.0	1:14:17.514								
36	1	1:48.213	34.059	33.669	40.485	257.1	1:16:05.727								
37	1	1:50.809	35.132	35.868	39.809	258.4	1:17:56.536								
38	1	1:45.218	32.819	32.567	39.832	261.5	1:19:41.754								
39	1	1:46.067	33.955	32.588	39.524	255.3	1:21:27.821								
40	1	1:56.659	B 32.688	32.793	51.178	260.2	1:23:24.480								
41	1	19:25.742	...	34.308	40.230		1:42:50.222								
42	1	1:45.776	33.062	32.925	39.789	259.0	1:44:35.998								
43	1	1:49.599	33.325	34.771	41.503	259.6	1:46:25.597								
44	1	1:45.432	33.064	32.430	39.938	258.4	1:48:11.029								
45	1	1:47.445	32.809	32.943	41.693	259.0	1:49:58.474								
46	1	1:48.390	32.948	32.719	42.723	260.9	1:51:46.864								
47	1	1:47.041	32.787	32.639	41.615	259.6	1:53:33.905								
48	1	1:46.626	33.646	33.007	39.973	252.9	1:55:20.531								

