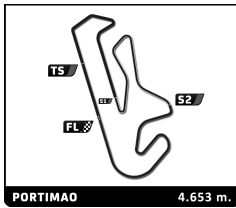


ELMS Collective Test Day
4 Hours of Portimao
Afternoon Test

Sector Analysis

Lap under Red Flag											Invalidated Lap	Personal Best	Session Best	B Crossing the pit lane			
Lap	D	Time	Sector 1	Sector 2	Sector 3	T. Spd	Elapsed		Lap	D	Time	Sector 1	Sector 2	Sector 3	T. Spd	Elapsed	
2		United Autosports		Ligier JS P320 - Nissan				51		2	1:41.135	31.759	31.354	38.022	258.4	2:41:42.911	
		1.Wayne BOYD		3.Edouard CAUHAUPE		LMP3		52		2	1:41.173	32.035	31.300	37.838	261.5	2:43:24.084	
		2.Robert WHELDON						53		2	1:40.684	31.480	31.124	38.080	264.1	2:45:04.768	
1	1	2:23.853	1:04.549	37.144	42.160		2:23.853		54	2	1:40.417	31.439	30.987	37.991	258.4	2:46:45.185	
2	1	1:53.435	36.600	36.103	40.732		4:17.288		55	2	1:41.199	31.297	31.334	38.568	259.6	2:48:26.384	
3	1	1:44.685	32.843	32.928	38.914		6:01.973		56	2	1:40.712	31.590	31.186	37.936	258.4	2:50:07.096	
4	1	1:53.755	35.297	35.876	42.582		7:55.728		57	2	1:40.302	31.299	30.951	38.052	257.8	2:51:47.398	
5	1	1:55.986	B 32.541	34.214	49.231		9:51.714		58	2	1:41.030	31.745	31.230	38.055	259.0	2:53:28.428	
6	1	6:23.639	5:15.174	31.195	37.270		16:15.353		59	2	1:40.104	31.164	30.846	38.094	257.8	2:55:08.532	
7	1	1:39.071	31.183	30.741	37.147		17:54.424										
8	1	1:39.487	31.100	30.849	37.538		19:33.911										
9	1	1:39.838	31.464	30.838	37.536		21:13.749										
10	1	1:39.777	31.578	30.857	37.342		22:53.526										
11	1	1:46.134	B 31.646	31.132	43.356		24:39.660										
12	1	9:38.616	8:29.442	31.421	37.753		34:18.276										
13	1	1:37.866	30.711	30.245	36.910		35:56.142										
14	1	1:45.265	30.903	30.675	43.687		37:41.407										
15	1	1:41.466	30.816	30.816	39.834		39:22.873										
16	1	1:38.879	30.931	30.437	37.511		41:01.752										
17	1	1:46.859	B 31.568	31.233	44.058		42:48.611										
18	1	23:59.285	...	31.190	37.386		1:06:47.896										
19	1	1:39.869	31.178	31.493	37.198	259.6	1:08:27.765										
20	1	1:39.544	30.996	31.078	37.470	260.9	1:10:07.309										
21	1	1:39.454	31.046	30.694	37.714	259.6	1:11:46.763										
22	1	1:39.205	31.122	30.542	37.541	259.0	1:13:25.968										
23	1	1:47.398	B 30.940	30.637	45.821	258.4	1:15:13.366										
24	3	5:48.474	4:38.443	31.950	38.081		1:21:01.840										
25	3	1:42.065	31.669	32.271	38.125	256.5	1:22:43.905										
26	3	1:40.899	31.539	31.320	38.040	258.4	1:24:24.804										
27	3	1:41.566	31.417	31.074	39.075	257.8	1:26:06.370										
28	3	1:40.541	31.460	31.010	38.071	259.0	1:27:46.911										
29	3	1:39.759	31.264	30.950	37.545	259.0	1:29:26.670										
30	3	1:49.895	B 31.363	32.591	45.941	257.8	1:31:16.565										
31	3	7:36.863	6:21.222	32.452	43.189		1:38:53.428										
32	3	1:39.288	31.200	30.723	37.365	256.5	1:40:32.716										
33	3	1:39.596	31.011	30.708	37.877	259.6	1:42:12.312										
34	3	1:39.037	31.021	30.663	37.353	259.6	1:43:51.349										
35	3	1:40.671	31.010	31.446	38.215	261.5	1:45:32.020										
36	3	1:39.439	31.169	30.753	37.517	259.0	1:47:11.459										
37	3	1:45.623	B 31.321	31.500	42.802	262.1	1:48:57.082										
38	3	6:19.639	5:10.287	31.286	38.066		1:55:16.721										
39	3	1:44.590	31.454	32.026	41.110	256.5	1:57:01.311										
40	3	2:49.604	B 33.544	59.364	1:16.696	252.3	1:59:50.915										
41	3	16:20.382	...	31.472	37.904		2:16:11.297										
42	3	1:41.639	31.854	31.444	38.341	257.8	2:17:52.936										
43	3	1:40.699	31.492	31.205	38.002	257.8	2:19:33.635										
44	3	1:42.966	31.441	31.695	39.830	260.2	2:21:16.601										
45	3	1:46.964	B 32.536	31.583	42.845	255.3	2:23:03.565										
46	2	3:27.346	2:17.877	31.403	38.066		2:26:30.911										
47	2	1:42.995	31.890	32.324	38.781	261.5	2:28:13.906										
48	2	1:41.213	31.601	31.290	38.322	257.8	2:29:55.119										
49	2	2:07.388	B 31.693	31.511	1:04.184	259.6	2:32:02.507										
50	2	7:59.269	6:49.935	31.489	37.845		2:40:01.776										
3		United Autosports		Ligier JS P320 - Nissan				51		2	1:41.135	31.759	31.354	38.022	258.4	2:41:42.911	
		1.James MCGUIRE		3.Andrew BENTLEY		LMP3		52		2	1:41.173	32.035	31.300	37.838	261.5	2:43:24.084	
		2.Duncan TAPPY						53		2	1:40.684	31.480	31.124	38.080	264.1	2:45:04.768	
1	3	6:12.791	5:00.392	32.629	39.770		6:12.791										
2	3	1:41.736	32.484	31.415	37.837		7:54.527										
3	3	1:40.637	31.573	31.085	37.979		9:35.164										
4	3	1:40.445	31.527	31.234	37.684		11:15.609										
5	3	1:40.166	31.466	30.981	37.719		12:55.775										
6	3	1:40.980	31.521	31.110	38.349		14:36.755										
7	3	1:40.364	31.535	31.124	37.705		16:17.119										
8	3	1:41.365	31.453	31.366	38.546		17:58.484										
9	3	1:41.521	31.751	31.141	38.629		19:40.005										
10	3	1:47.615	B 31.544	31.318	44.753		21:27.620										
11	1	6:27.987	5:15.456	33.703	38.828		27:55.607										
12	1	1:50.154	33.104	33.799	43.251		29:45.761										
13	1	1:48.049	34.960	33.539	39.550		31:33.810										
14	1	1:46.071	33.103	32.968	40.000		33:19.881										
15	1	1:44.625	32.621	33.205	38.799		35:04.506										
16	1	1:44.959	32.639	32.940	39.380		36:49.465										
17	1	1:45.862	33.458	33.140	39.264		38:35.327										
18	1	1:47.012	34.423	33.227	39.362		40:22.339										
19	1	1:44.945	33.124	32.634	39.187		42:07.284										
20	1	1:45.532	32.616	33.306	39.610		43:52.816										
21	1	1:56.944	B 34.399	33.731	48.814		45:49.760										
22	2	5:59.145	4:45.971	31.988	41.186		51:48.905										
23	2	1:40.699	31.424	31.740	37.535		53:29.604										
24	2	1:39.708	31.275	31.024	37.409		55:09.312										
25	2	1:47.128	B 31.356	31.034	44.738		56:56.440										
26	2	11:19.279	...	31.374	37.392		1:08:15.719										
27	2	1:39.355	31.200	30.808	37.347	259.6	1:09:55.074										
28	2	1:40.082	31.217	31.215	37.650	260.9	1:11:35.156										
29	2	1:39.650	31.274	30.870	37.506	259.6	1:13:14.806										
30	2	1:46.992	B 31.328	31.080	44.584	260.2	1:15:01.798										
31	1	6:24.392	5:07.350	34.561	42.481		1:21:26.190										
32	1	1:47.627	34.007	33.360	40.260	252.3	1:23:13.817										
33	1	1:46.654	33.674	33.005	39.975	257.1	1:25:00.471										
34	1	1:43.550	32.381	32.276	38.893	256.5	1:26:44.021										
35	1	1:45.533	33.101	32.455	39.977	257.8	1:28:29.554										
36	1	1:44.638	32.468	33.134	39.036	254.7	1:30:14.192										
37	1	1:46.983	33.368	33.955	39.660	257.1	1:32:01.175										
38	1	1:45.201	32.852	33.222	39.127	256.5	1:33:46.376										
39	1	1:44.597	32.637	32.778	39.182	258.4	1:35:30.973										
40	1	1:45.367	32.683	32.937	39.747	258.4	1:37:16.340										
41	1	1:44.803	32.521	32.759	39.523	257.8	1:39:01.143										



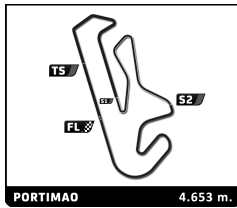


ELMS Collective Test Day
4 Hours of Portimao
Afternoon Test

Sector Analysis

Lap under Red Flag											Invalidated Lap	Personal Best	Session Best	B Crossing the pit lane			
Lap	D	Time	Sector 1	Sector 2	Sector 3	T. Spd	Elapsed	Lap	D	Time	Sector 1	Sector 2	Sector 3	T. Spd	Elapsed		
42	1	1:52.526	B	32.787	32.569	47.170	258.4	1:40:53.669	31	1	1:38.930	30.668	30.469	37.793	265.4	2:22:33.624	
43	3	7:16.442	B	5:59.074	31.841	45.527		1:48:10.111	32	1	1:38.593	30.987	30.475	37.131	267.3	2:24:12.217	
44	3	3:28.491		2:18.684	31.660	38.147		1:51:38.602	33	1	1:43.468	31.650	31.173	40.645	270.0	2:25:55.685	
45	3	1:41.963		31.569	31.803	38.591	257.8	1:53:20.565	34	1	1:38.013	30.571	30.435	37.007	268.0	2:27:33.698	
46	3	1:44.563		32.481	32.815	39.267	260.2	1:55:05.128	35	1	1:47.659	B	31.973	31.354	44.332	262.1	2:29:21.357
47	3	1:42.601		32.231	31.707	38.663	255.9	1:56:47.729	36	2	9:13.461		8:03.399	32.114	37.948		2:38:34.818
48	3	2:45.080	B	33.004	54.683	1:17.393	256.5	1:59:32.809	37	2	1:42.478		31.579	32.276	38.623	264.1	2:40:17.296
49	2	18:41.570		...	32.024	38.463		2:18:14.379	38	2	1:40.464		31.424	31.274	37.766	267.3	2:41:57.760
50	2	1:40.174		31.417	31.073	37.684	257.1	2:19:54.553	39	2	1:41.239		32.222	31.420	37.597	269.3	2:43:38.999
51	2	1:39.821		31.247	31.030	37.544	259.0	2:21:34.374	40	2	1:40.654		31.852	31.164	37.638	268.0	2:45:19.653
52	2	1:48.443	B	31.224	31.080	46.139	260.9	2:23:22.817	41	2	1:40.623		31.831	31.175	37.617	264.7	2:47:00.276
53	2	7:30.670	B	6:05.078	34.741	50.851		2:30:53.487	42	2	1:41.901		31.584	31.337	38.980	265.4	2:48:42.177
54	2	7:51.330		6:41.954	31.827	37.549		2:38:44.817	43	2	1:40.636		31.536	31.274	37.826	266.7	2:50:22.813
55	2	1:39.383		31.057	30.684	37.642	257.8	2:40:24.200	44	2	1:42.211		31.858	31.907	38.446	268.0	2:52:05.024
56	2	1:40.879		32.122	31.133	37.624	265.4	2:42:05.079	45	2	1:41.776		31.727	31.789	38.260	262.8	2:53:46.800
57	2	1:39.478		31.006	30.927	37.545	263.4	2:43:44.557	46	2	1:40.505		31.473	31.346	37.686	266.7	2:55:27.305
58	2	1:39.164		31.055	30.697	37.412	266.7	2:45:23.721	5 MV2S Racing 1.Christophe CRESP 2.Fabien LAVERGNE 3.Adrien CHILA LMP3 Ligier JS P320 - Nissan								
59	2	1:42.408		31.351	31.207	39.850	262.8	2:47:06.129									
60	2	1:39.335		31.142	30.742	37.451	259.6	2:48:45.464	1	1	2:15.458	1:04.010	32.431	39.017		2:15.458	
61	2	1:55.521	B	31.821	34.918	48.782	261.5	2:50:40.985	2	1	1:43.997	32.242	31.762	39.993		3:59.455	
4 DKR Engineering 1.Laurents HERR 2.Mathieu DE BARBUAT Duqueine M30 - D08 - Nissan LMP3																	
1	1	12:38.899		...	32.708	38.940		12:38.899	3	1	1:42.622	32.537	32.071	38.014		5:42.077	
2	1	1:39.286		31.214	30.868	37.204		14:18.185	4	1	1:49.312	32.034	31.747	45.531		7:31.389	
3	1	1:38.600		30.820	30.640	37.140		15:56.785	5	1	1:43.490	32.161	32.067	39.262		9:14.879	
4	1	1:38.005		30.662	30.408	36.935		17:34.790	6	1	1:43.672	32.062	32.638	38.972		10:58.551	
5	1	1:46.529	B	31.828	30.976	43.725		19:21.319	7	1	1:43.043	32.315	31.944	38.784		12:41.594	
6	1	15:56.040		...	31.072	37.285		35:17.359	8	1	1:42.422	31.951	32.034	38.437		14:24.016	
7	1	1:38.353		30.727	30.575	37.051		36:55.712	9	1	1:42.821	31.924	31.885	39.012		16:06.837	
8	1	1:47.492	B	30.620	30.615	46.257		38:43.204	10	1	1:49.305	B	32.246	32.427	44.632		17:56.142
9	1	8:00.498		6:49.452	33.413	37.633		46:43.702	11	3	6:12.818	5:00.698	32.398	39.722		24:08.960	
10	1	1:39.017		30.915	30.920	37.182		48:22.719	12	3	1:44.180	33.020	32.323	38.837		25:53.140	
11	1	1:39.399		31.070	30.944	37.385		50:02.118	13	3	1:44.128	32.904	32.554	38.670		27:37.268	
12	1	1:45.903	B	30.738	30.688	44.477		51:48.021	14	3	1:43.213	32.040	32.428	38.745		29:20.481	
13	1	5:06.822		3:58.264	30.968	37.590		56:54.843	15	3	1:42.602	32.141	31.853	38.608		31:03.083	
14	1	1:39.364		31.082	30.836	37.446	266.0	58:34.207	16	3	1:42.202	32.103	31.701	38.398		32:45.285	
15	1	1:38.673		30.830	30.672	37.171	268.7	1:00:12.880	17	3	1:42.502	32.171	31.760	38.571		34:27.787	
16	1	1:45.031	B	30.695	30.691	43.645	268.0	1:01:57.911	18	3	1:43.288	32.419	31.987	38.882		36:11.075	
17	1	6:15.643		5:07.220	31.153	37.270		1:08:13.554	19	3	1:41.219	31.691	31.469	38.059		37:52.294	
18	1	1:38.766		30.814	30.723	37.229	267.3	1:09:52.320	20	3	1:49.043	B	32.492	31.754	44.797		39:41.337
19	1	1:45.725	B	30.876	30.794	44.055	266.7	1:11:38.045	21	1	5:12.580	4:01.205	32.445	38.930		44:53.917	
20	1	24:35.512		...	31.126	37.474		1:36:13.557	22	1	1:43.119	32.102	32.038	38.979		46:37.036	
21	1	1:38.954		30.924	30.677	37.353	264.7	1:37:52.511	23	1	1:43.625	32.196	32.089	39.340		48:20.661	
22	1	1:38.853		30.915	30.507	37.431	265.4	1:39:31.364	24	1	1:44.870	32.034	32.714	40.122		50:05.531	
23	1	1:46.003	B	31.100	31.468	43.435	266.0	1:41:17.367	25	1	1:45.061	33.345	32.902	38.814		51:50.592	
24	1	4:45.654		3:36.906	31.008	37.740		1:46:03.021	26	1	1:56.615	42.250	34.012	40.353		53:47.207	
25	1	1:39.536		30.823	30.572	38.141	266.0	1:47:42.557	27	1	1:44.100	32.585	31.943	39.572		55:31.307	
26	1	1:44.444	B	30.655	30.549	43.240	267.3	1:49:27.001	28	1	1:43.395	32.039	32.221	39.135	259.0	57:14.702	
27	1	24:36.149		...	33.629	37.545		2:14:03.150	29	1	1:44.454	32.777	33.034	38.643	257.1	58:59.156	
28	1	1:41.627		31.217	31.055	39.355	264.1	2:15:44.777	30	1	1:49.755	B	32.698	32.527	44.530	260.2	1:00:48.911
29	1	1:44.672	B	30.715	30.501	43.456	267.3	2:17:29.449	31	3	5:26.679	4:16.141	32.180	38.358		1:06:15.590	
30	1	3:25.245		2:12.062	30.987	42.196		2:20:54.694	32	3	1:42.779	32.086	31.762	38.931	258.4	1:07:58.369	
									33	3	1:41.946	31.819	31.371	38.756	259.6	1:09:40.315	
									34	3	1:42.683	31.974	31.618	39.091	260.2	1:11:22.998	



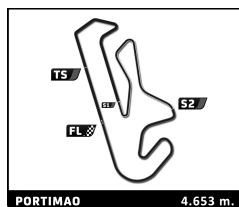


ELMS Collective Test Day
4 Hours of Portimao
Afternoon Test

Sector Analysis

											Lap under Red Flag		Invalidated Lap		Personal Best		Session Best		B Crossing the pit lane					
Lap	D	Time	Sector 1	Sector 2	Sector 3	T. Spd	Elapsed	Lap	D	Time	Sector 1	Sector 2	Sector 3	T. Spd	Elapsed									
35	3	1:42.139	31.788	31.705	38.646	260.2	1:13:05.137	22	3	3:52.082	2:42.713	31.455	37.914		44:12.411									
36	3	1:41.894	31.675	31.769	38.450	259.0	1:14:47.031	23	3	1:42.546	31.522	31.429	39.595		45:54.957									
37	3	1:41.866	31.817	31.709	38.340	259.6	1:16:28.897	24	3	1:41.411	32.045	31.133	38.233		47:36.368									
38	3	1:42.249	31.748	31.857	38.644	261.5	1:18:11.146	25	3	1:40.126	31.374	31.070	37.682		49:16.494									
39	3	1:52.039	B 33.018	32.872	46.149	263.4	1:20:03.185	26	3	1:39.828	31.297	31.096	37.435		50:56.322									
40	2	5:00.514	3:49.231	33.045	38.238		1:25:03.699	27	3	1:40.485	31.414	31.055	38.016		52:36.807									
41	2	1:40.564	31.303	31.126	38.135	257.1	1:26:44.263	28	3	1:41.312	31.985	31.468	37.859		54:18.119									
42	2	1:40.543	31.767	31.076	37.700	262.8	1:28:24.806	29	3	1:39.800	31.314	31.017	37.469		55:57.919									
43	2	1:41.291	31.556	31.831	37.904	260.9	1:30:06.097	30	3	1:40.474	31.455	31.330	37.689	259.0	57:38.393									
44	2	1:40.256	31.410	31.179	37.667	259.0	1:31:46.353	31	3	1:45.374	B 31.570	30.984	42.820	260.2	59:23.767									
45	2	1:48.711	B 31.753	31.648	45.310	260.9	1:33:35.064									Ligier JS P320 - Nissan		LMP3						
46	2	11:30.625	...	31.155	38.495		1:45:05.689									7 Nielsen Racing								
47	2	1:39.670	31.294	30.843	37.533	260.2	1:46:45.359									1 Anthony WELLS								
48	2	1:39.072	30.990	30.604	37.478	261.5	1:48:24.431									2 Colin NOBLE								
49	2	1:44.694	32.336	32.213	40.145	261.5	1:50:09.125	1	2	1:48.912	40.258	31.217	37.437		1:48.912									
50	2	1:39.408	31.329	30.686	37.393	260.2	1:51:48.533	2	2	1:40.726	31.045	30.749	38.932		3:29.638									
51	2	1:40.553	31.334	30.839	38.380	259.6	1:53:29.086	3	2	1:41.632	31.540	31.444	38.648		5:11.270									
52	2	1:39.430	31.092	30.914	37.424	261.5	1:55:08.516	4	2	1:39.372	30.925	30.690	37.757		6:50.642									
53	2	1:54.855	B 31.766	35.198	47.891	262.1	1:57:03.371	5	2	1:39.366	31.036	30.603	37.727		8:30.008									
54	1	17:56.273	...	35.375	40.628		2:14:59.644	6	2	1:40.172	31.235	31.417	37.520		10:10.180									
55	1	1:46.274	34.263	32.576	39.435	250.6	2:16:45.918	7	2	1:39.377	31.076	30.869	37.432		11:49.557									
56	1	1:42.630	32.118	31.787	38.725	255.3	2:18:28.548	8	2	1:39.005	30.932	30.494	37.579		13:28.562									
57	1	1:42.446	32.044	32.000	38.402	257.8	2:20:10.994	9	2	1:48.953	B 31.091	30.995	46.867		15:17.515									
58	1	1:43.035	31.881	32.165	38.989	259.6	2:21:54.029	10	1	4:59.418	3:47.688	32.533	39.197		20:16.933									
59	1	1:43.874	32.440	33.097	38.337	252.9	2:23:37.903	11	1	1:47.117	32.852	33.377	40.888		22:04.050									
60	1	1:43.739	32.136	32.323	39.280	260.9	2:25:21.642	12	1	1:43.836	32.762	31.978	39.096		23:47.886									
61	1	1:42.877	31.789	31.809	39.279	260.9	2:27:04.519	13	1	1:42.838	32.385	31.817	38.636		25:30.724									
62	1	1:44.196	33.378	32.229	38.589	260.9	2:28:48.715	14	1	1:54.549	B 32.312	31.672	50.565		27:25.273									
63	1	4:31.179	B 31.994	31.718	3:27.467	262.1	2:33:19.894	15	1	18:40.755	...	31.593	39.151		46:06.028									
																6 Nielsen Racing		Ligier JS P320 - Nissan		LMP3				
																1. Nicholas ADCOCK		3. Max KOEBOLT						
																2. Austin MCCUSKER								
1	2	3:00.585	B 1:37.067	35.932	47.586		3:00.585	17	1	1:42.693	31.753	31.998	38.942		49:31.460									
2	2	2:26.406	1:15.917	32.067	38.422		5:26.991	18	1	1:42.756	32.037	32.175	38.544		51:14.216									
3	2	1:41.287	31.907	31.467	37.913		7:08.278	19	1	1:42.570	32.095	32.052	38.423		52:56.786									
4	2	1:41.564	31.475	31.748	38.341		8:49.842	20	1	1:41.892	32.043	31.399	38.450		54:38.678									
5	2	1:41.924	32.564	31.434	37.926		10:31.766	21	1	1:43.020	32.050	31.972	38.998		56:21.698									
6	2	1:41.584	31.867	31.460	38.257		12:13.350	22	1	1:43.361	32.469	31.972	38.920	254.7	58:05.059									
7	2	1:40.895	31.455	31.360	38.080		13:54.245	23	1	1:45.022	32.789	32.886	39.347	260.9	59:50.081									
8	2	1:41.468	31.407	31.862	38.199		15:35.713	24	1	1:54.876	B 32.651	32.643	49.582	264.1	1:01:44.957									
9	2	1:45.108	32.423	31.588	41.097		17:20.821	25	2	4:02.605	2:53.229	31.700	37.676		1:05:47.562									
10	2	1:40.598	31.552	31.284	37.762		19:01.419	26	2	1:40.285	31.127	31.173	37.985	262.1	1:07:27.847									
11	2	1:47.442	B 31.911	31.200	44.331		20:48.861	27	2	1:41.823	31.762	31.762	38.299	262.8	1:09:09.670									
12	1	4:00.279	2:49.424	32.320	38.535		24:49.140	28	2	1:41.005	31.216	31.079	38.710	262.1	1:10:50.675									
13	1	1:42.115	32.305	31.492	38.318		26:31.255	29	2	1:42.604	31.361	32.909	38.334	259.6	1:12:33.279									
14	1	1:45.507	33.401	32.620	39.486		28:16.762	30	2	1:41.207	31.464	31.200	38.543	257.8	1:14:14.486									
15	1	1:42.735	32.165	32.028	38.542		29:59.497	31	2	1:41.977	31.436	32.362	38.179	259.6	1:15:56.463									
16	1	1:43.281	32.837	32.051	38.393		31:42.778	32	2	1:39.881	31.204	30.815	37.862	259.6	1:17:36.344									
17	1	1:42.979	31.892	32.780	38.307		33:25.757	33	2	1:49.235	B 31.176	31.307	46.752	259.6	1:19:25.579									
18	1	1:42.189	32.035	31.473	38.681		35:07.946	34	1	34:15.094	...	32.196	38.765		1:53:40.673									
19	1	1:41.839	31.724	31.625	38.490		36:49.785	35	1	1:43.017	32.078	32.273	38.666	253.5	1:55:23.690									
20	1	1:42.106	32.518	31.554	38.034		38:31.891	36	1	2:06.971	B 32.272	32.522	1:02.177	257.1	1:57:30.661									
21	1	1:48.438	B 31.762	31.319	45.357		40:20.329	37	1	17:29.055	...	32.796	40.455		2:14:59.716									
								38	1	1:43.118	32.540	31.723	38.855	252.9	2:16:42.834									
								39	1	1:42.689	32.378	31.802	38.509	255.9	2:18:25.523									
								40	1	1:42.402	32.185	31.653	38.564	256.5	2:20:07.925									





ELMS Collective Test Day
4 Hours of Portimao
Afternoon Test

Sector Analysis

Lap under Red Flag Invalidated Lap Personal Best Session Best Crossing the pit lane

Lap	D	Time	Sector 1	Sector 2	Sector 3	T. Spd	Elapsed	Lap	D	Time	Sector 1	Sector 2	Sector 3	T. Spd	Elapsed
41	1	1:43.785	32.371	32.453	38.961	257.1	2:21:51.710	42	1	1:43.541	32.455	32.415	38.671	259.6	1:37:34.665
42	1	1:52.968 B	32.397	33.089	47.482	257.8	2:23:44.678	43	1	1:49.597 B	31.853	31.929	45.815	260.9	1:39:24.262
43	2	3:29.688	2:19.525	31.180	38.983		2:27:14.366	44	3	3:17.575	2:07.958	32.073	37.544		1:42:41.837
44	2	1:39.786	31.215	30.883	37.688	260.2	2:28:54.152	45	3	1:38.759	30.898	30.713	37.148	262.8	1:44:20.596
45	2	1:50.779 B	31.103	31.065	48.611	262.1	2:30:44.931	46	3	1:38.751	30.615	30.807	37.329	262.8	1:45:59.347
46	2	8:35.950	7:26.619	31.290	38.041		2:39:20.881	47	3	1:46.140	30.825	30.766	44.549	264.1	1:47:45.487
47	2	1:40.674	31.347	31.544	37.783	258.4	2:41:01.555	48	3	1:50.656	34.302	35.481	40.873	262.8	1:49:36.143
48	2	1:39.421	31.025	30.798	37.598	260.9	2:42:40.976	49	3	1:46.994 B	30.897	30.834	45.263	262.8	1:51:23.137
49	2	1:48.338 B	31.076	31.223	46.039	262.1	2:44:29.314	50	3	3:30.584	2:19.977	31.627	38.980		1:54:53.721

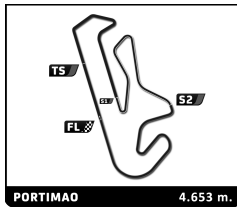
8 **Graff** Ligier JS P320 - Nissan LMP3
 1. Eric TROUILLET 3. David DROUX
 2. Sébastien PAGE

1	3	1:44.697	35.136	32.009	37.552		1:44.697
2	3	1:39.488	31.406	30.980	37.102		3:24.185
3	3	1:39.904	31.048	31.151	37.705		5:04.089
4	3	1:39.687	30.905	30.907	37.875		6:43.776
5	3	1:42.011	32.552	31.567	37.892		8:25.787
6	3	1:39.009	31.173	30.623	37.213		10:04.796
7	3	1:48.227 B	30.787	30.773	46.667		11:53.023
8	3	8:10.954	6:58.479	31.294	41.181		20:03.977
9	3	1:39.082	31.115	30.845	37.122		21:43.059
10	3	1:44.668 B	30.968	31.183	42.517		23:27.727
11	2	4:07.132	2:53.654	33.753	39.725		27:34.859
12	2	1:44.406	32.101	32.618	39.687		29:19.265
13	2	1:42.131	32.124	32.053	37.954		31:01.396
14	2	1:41.401	31.570	31.656	38.175		32:42.797
15	2	1:42.989	31.522	32.022	39.445		34:25.786
16	2	1:41.509	31.660	31.915	37.934		36:07.295
17	2	1:41.153	31.466	31.706	37.981		37:48.448
18	2	2:09.983 B	47.975	33.968	48.040		39:58.431
19	1	4:39.095	3:25.031	34.676	39.388		44:37.526
20	1	1:45.701	32.827	33.393	39.481		46:23.227
21	1	1:42.520	31.935	31.963	38.622		48:05.747
22	1	1:41.837	31.862	31.847	38.128		49:47.584
23	1	1:41.843	31.756	31.651	38.436		51:29.427
24	1	1:42.390	32.276	31.891	38.223		53:11.817
25	1	1:41.408	31.531	31.817	38.060		54:53.225
26	1	1:50.300 B	32.225	32.119	45.956		56:43.525
27	2	3:15.774	2:03.579	32.205	39.990		59:59.299
28	2	1:45.364	33.264	33.013	39.087	253.5	1:01:44.663
29	2	1:41.937	31.698	31.803	38.436	262.1	1:03:26.600
30	2	1:45.250	33.017	33.084	39.149	262.1	1:05:11.850
31	2	1:42.051	31.961	32.013	38.077	262.1	1:06:53.901
32	2	1:41.908	31.537	32.083	38.288	264.7	1:08:35.809
33	2	1:42.081	31.669	31.803	38.609	264.1	1:10:17.890
34	2	1:49.444 B	31.935	32.154	45.355	262.1	1:12:07.334
35	1	8:25.744	7:14.513	32.592	38.639		1:20:33.078
36	1	1:43.082	32.426	32.045	38.611	259.0	1:22:16.160
37	1	1:43.538	32.104	32.477	38.957	259.0	1:23:59.698
38	1	1:42.526	31.964	31.875	38.687	260.9	1:25:42.224
39	1	1:42.203	31.827	31.917	38.459	260.2	1:27:24.427
40	1	1:52.660 B	32.055	33.812	46.793	261.5	1:29:17.087
41	1	6:34.037	5:21.116	33.760	39.161		1:35:51.124

9 **Graff** Ligier JS P320 - Nissan LMP3
 1. Matthias KAISER
 2. Rory PENTTINEN

1	1	1:53.460	43.051	32.065	38.344		1:53.460
2	1	1:41.665	31.458	31.120	39.087		3:35.125
3	1	1:42.561	31.562	31.812	39.187		5:17.686
4	1	1:41.472	32.383	31.283	37.806		6:59.158
5	1	1:40.258	31.481	31.334	37.443		8:39.416
6	1	1:40.056	31.238	31.155	37.663		10:19.472
7	1	1:52.726 B	32.554	35.679	44.493		12:12.198
8	1	5:50.357	4:40.419	32.008	37.930		18:02.555
9	1	1:40.869	31.531	31.867	37.471		19:43.424
10	1	1:40.205	31.271	31.358	37.576		21:23.629
11	1	1:40.444	31.204	31.170	38.070		23:04.073
12	1	1:46.356 B	31.668	31.277	43.411		24:50.429
13	1	12:47.287	...	31.425	37.688		37:37.716
14	1	1:39.681	31.034	31.020	37.627		39:17.397
15	1	1:42.265	31.598	32.191	38.476		40:59.662
16	1	1:41.417	31.337	31.756	38.324		42:41.079
17	1	1:48.263 B	31.137	31.094	46.032		44:29.342
18	2	3:55.741	2:44.974	32.631	38.136		48:25.083





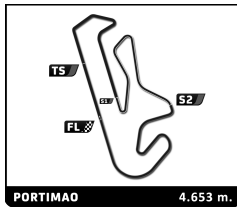
ELMS Collective Test Day
4 Hours of Portimao
Afternoon Test

Sector Analysis

Lap under Red Flag Invalidated Lap Personal Best Session Best B Crossing the pit lane

Lap	D	Time	Sector 1	Sector 2	Sector 3	T. Spd	Elapsed	Lap	D	Time	Sector 1	Sector 2	Sector 3	T. Spd	Elapsed
19	2	1:41.319	31.811	31.586	37.922		50:06.402	6	1	1:40.648	31.656	31.091	37.901		10:41.095
20	2	1:44.491	33.471	32.301	38.719		51:50.893	7	1	1:39.660	31.011	30.815	37.834		12:20.755
21	2	1:43.031	33.365	31.733	37.933		53:33.924	8	1	1:39.719	30.954	30.853	37.912		14:00.474
22	2	1:41.306	31.798	31.562	37.946		55:15.230	9	1	1:53.026 B	31.559	33.922	47.545		15:53.500
23	2	1:41.876	31.969	31.672	38.235	261.5	56:57.106	10	1	5:36.965	4:23.811	32.397	40.757		21:30.465
24	2	1:41.378	31.918	31.456	38.004	260.2	58:38.484	11	1	1:40.711	31.513	30.885	38.313		23:11.176
25	2	1:49.999 B	32.645	32.572	44.782	262.1	1:00:28.483	12	1	1:40.596	31.376	31.122	38.098		24:51.772
26	2	3:09.481	1:59.347	32.424	37.710		1:03:37.964	13	1	1:40.270	31.221	31.025	38.024		26:32.042
27	2	1:40.852	31.654	31.125	38.073	262.8	1:05:18.816	14	1	1:43.293	32.712	32.453	38.128		28:15.335
28	2	1:40.182	31.618	31.054	37.510	259.6	1:06:58.998	15	1	1:41.279	31.674	31.465	38.140		29:56.614
29	2	1:40.366	31.553	31.175	37.638	264.7	1:08:39.364	16	1	1:40.144	31.354	30.821	37.969		31:36.758
30	2	1:40.017	31.628	30.968	37.421	262.8	1:10:19.381	17	1	1:42.427	31.481	31.818	39.128		33:19.185
31	2	1:48.740	31.467	32.165	45.108	261.5	1:12:08.121	18	1	1:40.185	31.258	30.830	38.097		34:59.370
32	2	1:40.206	31.403	31.171	37.632	259.6	1:13:48.327	19	1	1:47.826 B	31.676	31.830	44.320		36:47.196
33	2	1:51.023 B	31.711	33.104	46.208	260.9	1:15:39.350	20	1	3:50.628	2:41.121	31.327	38.180		40:37.824
34	1	3:13.315	2:03.782	31.676	37.857		1:18:52.665	21	1	1:39.487	30.979	30.400	38.108		42:17.311
35	1	1:42.491	31.971	31.957	38.563	261.5	1:20:35.156	22	1	1:40.070	30.887	30.481	38.702		43:57.381
36	1	1:41.390	31.476	31.449	38.465	258.4	1:22:16.546	23	1	1:42.558	31.063	31.496	39.999		45:39.939
37	1	1:52.370	35.603	31.923	44.844	221.8	1:24:08.916	24	1	1:39.498	31.016	30.541	37.941		47:19.437
38	1	1:40.081	31.207	31.100	37.774	259.6	1:25:48.997	25	1	1:43.859	32.498	32.839	38.522		49:03.296
39	1	1:42.587	31.939	31.236	39.412	260.2	1:27:31.584	26	1	1:40.115	31.032	30.904	38.179		50:43.411
40	1	1:40.070	31.202	31.194	37.674	262.1	1:29:11.654	27	1	1:46.845 B	31.035	30.613	45.197		52:30.256
41	1	1:39.752	31.185	31.028	37.539	260.2	1:30:51.406	28	2	5:22.982	4:10.932	32.660	39.390		57:53.238
42	1	1:58.408 B	33.985	34.904	49.519	257.1	1:32:49.814	29	2	1:42.734	32.466	31.775	38.493	252.9	59:35.972
43	2	23:28.845	...	32.152	38.267		1:56:18.659	30	2	1:41.686	31.232	31.974	38.480	254.7	1:01:17.658
44	2	2:16.589 B	31.697	32.910	1:11.982	256.5	1:58:35.248	31	2	1:41.483	31.834	31.410	38.239	253.5	1:02:59.141
45	2	15:37.050	...	36.165	41.792		2:14:12.298	32	2	1:41.271	31.761	31.491	38.019	255.3	1:04:40.412
46	2	1:49.923	36.265	34.983	38.675	256.5	2:16:02.221	33	2	1:41.175	31.649	31.121	38.405	254.7	1:06:21.587
47	2	1:41.954	32.375	31.586	37.993	259.0	2:17:44.175	34	2	1:43.053	31.664	31.488	39.901	252.9	1:08:04.640
48	2	1:41.169	32.187	31.207	37.775	261.5	2:19:25.344	35	2	1:41.030	31.521	31.418	38.091	255.9	1:09:45.670
49	2	1:40.364	31.546	31.088	37.730	260.2	2:21:05.708	36	2	1:41.039	31.320	31.489	38.230	255.3	1:11:26.709
50	2	1:40.537	31.467	31.382	37.688	260.9	2:22:46.245	37	2	1:41.707	31.563	31.411	38.733	255.3	1:13:08.416
51	2	1:45.369	31.378	31.327	42.664	262.1	2:24:31.614	38	2	1:48.355 B	31.602	31.317	45.436	255.9	1:14:56.771
52	2	1:40.272	31.537	30.994	37.741	260.2	2:26:11.886	39	3	12:05.038	...	33.496	39.850		1:27:01.809
53	2	1:46.653 B	31.421	31.102	44.130	262.1	2:27:58.539	40	3	1:44.976	32.822	33.330	38.824	252.9	1:28:46.785
54	1	12:41.370	...	31.401	40.091		2:40:39.909	41	3	1:43.969	32.341	32.542	39.086	251.7	1:30:30.754
55	1	1:38.915	31.013	30.838	37.064	262.8	2:42:18.824	42	3	1:42.804	32.061	31.898	38.845	252.9	1:32:13.558
56	1	1:39.514	30.967	30.761	37.786	266.0	2:43:58.338	43	3	1:48.130	32.060	32.017	44.053	253.5	1:34:01.688
57	1	1:38.686	31.008	30.553	37.125	261.5	2:45:37.024	44	3	1:42.221	31.897	31.535	38.789	252.3	1:35:43.909
58	1	1:50.892	31.114	35.637	44.141	263.4	2:47:27.916	45	3	1:41.500	31.586	31.425	38.489	254.7	1:37:25.409
59	1	1:42.342	31.262	33.023	38.057	261.5	2:49:10.258	46	3	1:43.282	32.085	31.617	39.580	254.7	1:39:08.691
60	1	1:39.126	30.993	30.614	37.519	262.8	2:50:49.384	47	3	1:41.730	31.867	31.201	38.662	253.5	1:40:50.421
61	1	1:42.082	32.245	31.132	38.705	265.4	2:52:31.466	48	3	1:41.757	31.703	31.571	38.483	256.5	1:42:32.178
62	1	1:39.680	31.020	30.855	37.805	262.1	2:54:11.146	49	3	1:41.570	31.584	31.407	38.579	255.3	1:44:13.748
63	1	1:39.320	31.090	30.754	37.476	262.1	2:55:50.466	50	3	1:49.695 B	31.639	31.293	46.763	255.3	1:46:03.443
11 Eurointernational Ligier JS P320 - Nissan															
1. Mattia DRUDI LMP3								3. Finn GEHRITZ							
2. Antoine DOQUIN															
1	1	2:18.073	1:05.986	33.796	38.291		2:18.073	51	1	4:31.457	3:21.932	31.257	38.268		1:50:34.900
2	1	1:41.074	31.674	31.006	38.394		3:59.147	52	1	1:40.626	31.559	30.928	38.139	257.8	1:52:15.526
3	1	1:40.352	31.210	30.606	38.536		5:39.499	53	1	1:40.664	31.359	30.894	38.411	254.7	1:53:56.190
4	1	1:39.603	31.029	30.988	37.586		7:19.102	54	1	1:40.356	31.137	30.937	38.282	255.9	1:55:36.546
5	1	1:41.345	31.089	30.973	39.283		9:00.447	55	1	1:58.061 B	31.648	32.197	54.216	256.5	1:57:34.607
								56	1	17:52.800	...	31.874	38.684		2:15:27.407
								57	1	1:40.543	31.322	31.061	38.160	254.7	2:17:07.950
								58	1	1:40.530	31.134	31.036	38.360	255.9	2:18:48.480





ELMS Collective Test Day
4 Hours of Portimao
Afternoon Test

Sector Analysis

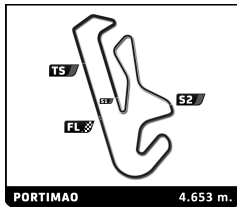
Lap under Red Flag Invalidated Lap Personal Best Session Best Crossing the pit lane

Lap	D	Time	Sector 1	Sector 2	Sector 3	T. Spd	Elapsed	Lap	D	Time	Sector 1	Sector 2	Sector 3	T. Spd	Elapsed
59	1	1:46.679	32.004	31.138	43.537	260.2	2:20:35.159	34	2	5:50.680 B	3:51.764	39.710	1:19.206		2:32:28.134
60	1	1:40.173	31.078	30.968	38.127	256.5	2:22:15.332	35	2	6:41.577	5:28.941	33.054	39.582		2:39:09.711
61	1	1:41.917	31.264	31.523	39.130	258.4	2:23:57.249	36	2	1:45.199	32.632	32.831	39.736	250.0	2:40:54.910
62	1	1:39.724	30.981	30.776	37.967	259.6	2:25:36.973	37	2	1:42.918	31.985	31.866	39.067	256.5	2:42:37.828
63	1	1:39.991	31.182	30.818	37.991	262.1	2:27:16.964	38	2	1:42.722	32.021	31.950	38.751	257.8	2:44:20.550
64	1	1:47.764 B	31.380	31.724	44.660	259.0	2:29:04.728	39	2	1:44.947	32.021	32.146	40.780	258.4	2:46:05.497
65	1	10:40.419	9:28.113	32.172	40.134		2:39:45.147	40	2	1:43.259	32.341	31.566	39.352	254.1	2:47:48.756
66	1	1:40.228	31.556	30.569	38.103	257.1	2:41:25.375	41	2	1:44.129	32.270	31.845	40.014	255.9	2:49:32.885
67	1	1:40.120	31.252	31.066	37.802	260.2	2:43:05.495	42	2	1:43.224	32.004	32.258	38.962	257.1	2:51:16.109
68	1	1:43.726	30.795	32.852	40.079	260.9	2:44:49.221	43	2	1:43.344	32.256	31.647	39.441	252.3	2:52:59.453
69	1	1:39.668	31.070	30.643	37.955	258.4	2:46:28.889	44	2	1:43.415	32.357	31.621	39.437	252.9	2:54:42.868
70	1	1:39.700	31.195	30.553	37.952	258.4	2:48:08.589	45	2	1:43.163	32.103	32.004	39.056	257.8	2:56:26.031
71	1	1:40.099	30.986	30.763	38.350	256.5	2:49:48.688	13 Inter Europol Competition Ligier JS P320 - Nissan							
72	1	1:43.222	33.124	31.010	39.088	258.4	2:51:31.910	1. Martin HIPPE LMP3							
73	1	1:40.009	31.171	30.807	38.031	255.9	2:53:11.919	2. Ugo DE WILDE							
74	1	1:40.224	31.001	30.713	38.510	257.8	2:54:52.143	1	2	14:41.137	...	32.792	37.842		14:41.137
75	1	1:39.856	31.086	30.736	38.034	258.4	2:56:31.999	2	2	1:39.142	31.093	30.835	37.214		16:20.279

Lap	D	Time	Sector 1	Sector 2	Sector 3	T. Spd	Elapsed
12	1	2:06.914	50.974	34.849	41.091		2:06.914
2	1	1:43.621	32.650	32.223	38.748		3:50.535
3	1	1:43.656	32.818	32.477	38.361		5:34.191
4	1	1:42.285	32.488	31.773	38.024		7:16.476
5	1	1:45.787	31.949	31.429	42.409		9:02.263
6	1	1:44.819	33.101	31.790	39.928		10:47.082
7	1	1:41.464	31.893	31.321	38.250		12:28.546
8	1	1:42.337	32.120	31.462	38.755		14:10.883
9	1	1:41.480	31.747	31.522	38.211		15:52.363
10	1	1:47.808 B	31.869	31.313	44.626		17:40.171
11	1	5:01.822	3:51.319	32.076	38.427		22:41.993
12	1	1:46.545	31.724	31.093	43.728		24:28.538
13	1	1:42.397	31.588	32.854	37.955		26:10.935
14	1	1:58.531 B	31.684	41.594	45.253		28:09.466
15	2	13:29.932	...	32.452	39.506		41:39.398
16	2	1:44.126	32.261	32.664	39.201		43:23.524
17	2	1:45.029	32.200	33.084	39.745		45:08.553
18	2	1:44.746	32.142	32.237	40.367		46:53.299
19	2	1:44.429	32.024	32.156	40.249		48:37.728
20	2	1:45.139	32.471	33.067	39.601		50:22.867
21	2	1:43.395	32.200	32.137	39.058		52:06.262
22	2	1:54.991 B	32.368	33.769	48.854		54:01.253
23	3	4:46.527	3:32.452	34.546	39.529		58:47.780
24	3	1:42.086	32.016	31.617	38.453	256.5	1:00:29.866
25	3	2:25.819 B	43.328	46.966	55.525	259.0	1:02:55.685
26	3	42:55.897 B	...	47.283	53.859		1:45:51.582
27	1	28:30.723 B	...	33.957	45.619		2:14:22.305
28	1	3:35.932	2:22.788	32.808	40.336		2:17:58.237
29	1	1:43.672	32.134	31.797	39.741	259.0	2:19:41.909
30	1	1:40.805	31.658	31.121	38.026	260.2	2:21:22.714
31	1	1:43.820	31.666	31.230	40.924	262.8	2:23:06.534
32	1	1:41.089	31.676	31.344	38.069	260.9	2:24:47.623
33	1	1:49.831 B	34.345	32.166	43.320	264.7	2:26:37.454

Lap	D	Time	Sector 1	Sector 2	Sector 3	T. Spd	Elapsed
1	2	14:41.137	...	32.792	37.842		14:41.137
2	2	1:39.142	31.093	30.835	37.214		16:20.279
3	2	1:39.782	32.019	30.746	37.017		18:00.061
4	2	1:39.082	31.004	30.748	37.330		19:39.143
5	2	1:38.747	30.935	30.558	37.254		21:17.890
6	2	1:40.172	31.234	31.357	37.581		22:58.062
7	2	1:48.280 B	31.387	30.922	45.971		24:46.342
8	3	6:22.316	5:12.756	31.516	38.044		31:08.658
9	3	1:40.562	31.475	31.127	37.960		32:49.220
10	3	1:39.952	31.301	31.030	37.621		34:29.172
11	3	1:40.748	31.439	31.721	37.588		36:09.920
12	3	1:39.597	31.139	31.108	37.350		37:49.517
13	3	1:42.192	33.407	31.242	37.543		39:31.709
14	3	1:40.717	31.153	31.350	38.214		41:12.426
15	3	1:46.417 B	31.152	31.110	44.155		42:58.843
16	1	4:44.909	3:32.916	32.820	39.173		47:43.752
17	1	1:41.636	31.622	31.599	38.415		49:25.388
18	1	1:41.995	31.854	31.981	38.160		51:07.383
19	1	1:42.044	31.809	32.108	38.127		52:49.427
20	1	1:41.603	31.821	31.622	38.160		54:31.030
21	1	1:41.557	31.669	31.774	38.114		56:12.587
22	1	1:43.963	32.357	33.010	38.596	265.4	57:56.550
23	1	1:41.105	31.796	31.432	37.877	263.4	59:37.655
24	1	1:48.185 B	31.618	31.721	44.846	264.7	1:01:25.840
25	2	23:58.556	...	32.902	38.126		1:25:24.396
26	2	1:40.442	31.603	30.965	37.874	259.0	1:27:04.838
27	2	1:40.150	31.109	31.180	37.861	262.1	1:28:44.988
28	2	1:39.746	31.119	31.008	37.619	262.1	1:30:24.734
29	2	1:43.021	31.980	33.091	37.950	263.4	1:32:07.755
30	2	1:48.008 B	31.122	30.945	45.941	263.4	1:33:55.763
31	3	6:44.236	5:35.010	31.722	37.504		1:40:39.999
32	3	1:40.293	31.441	31.117	37.735	265.4	1:42:20.292
33	3	1:40.632	31.915	31.168	37.549	265.4	1:44:00.924
34	3	1:39.880	31.291	31.008	37.581	264.1	1:45:40.804
35	3	1:56.390 B	30.919	41.966	43.505	264.1	1:47:37.194
36	3	5:12.626	4:03.629	31.089	37.908		1:52:49.820
37	3	1:40.748	31.720	31.130	37.898	264.1	1:54:30.568
38	3	1:40.259	31.463	31.130	37.666	268.0	1:56:10.827





ELMS Collective Test Day
4 Hours of Portimao
Afternoon Test

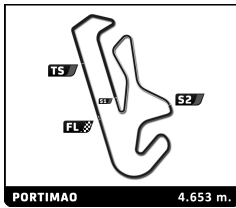
Sector Analysis

Lap under Red Flag											Invalidated Lap	Personal Best	Session Best	B Crossing the pit lane	
Lap	D	Time	Sector 1	Sector 2	Sector 3	T. Spd	Elapsed	Lap	D	Time	Sector 1	Sector 2	Sector 3	T. Spd	Elapsed
39	3	2:10.310B	31.173	32.028	1:07.109	263.4	1:58:21.137	31	3	1:47.810	33.112	33.823	40.875	259.6	1:09:18.431
40	1	17:45.834	...	32.616	41.233		2:16:06.971	32	3	1:44.516	32.576	32.128	39.812	256.5	1:11:02.947
41	1	1:43.670	33.158	31.569	38.943	262.1	2:17:50.641	33	3	1:52.853B	32.449	32.077	48.327	258.4	1:12:55.800
42	1	1:42.202	32.460	31.727	38.015	260.9	2:19:32.843	34	3	5:23.117	4:12.171	32.135	38.811		1:18:18.917
43	1	1:43.789	32.311	32.658	38.820	263.4	2:21:16.632	35	3	1:43.093	32.037	31.923	39.133	256.5	1:20:02.010
44	1	1:41.150	32.089	31.197	37.864	259.6	2:22:57.782	36	3	1:42.954	32.206	31.973	38.775	256.5	1:21:44.964
45	1	1:40.393	31.411	31.276	37.706	264.1	2:24:38.175	37	3	1:43.196	32.047	32.108	39.041	258.4	1:23:28.160
46	1	1:40.560	31.383	31.217	37.960	265.4	2:26:18.735	38	3	1:43.610	32.408	32.040	39.162	255.9	1:25:11.770
47	1	1:48.753B	31.618	31.557	45.578	264.7	2:28:07.488	39	3	1:43.338	32.585	31.639	39.114	256.5	1:26:55.108
48	3	10:22.852	9:13.966	31.313	37.573		2:38:30.340	40	3	1:44.268	32.419	31.828	40.021	258.4	1:28:39.376
49	3	1:45.974B	31.631	31.144	43.199	262.1	2:40:16.314	41	3	1:44.329	32.968	32.422	38.939	254.7	1:30:23.705
50	3	2:52.561	1:40.450	32.997	39.114		2:43:08.875	42	3	1:45.965	34.969	32.481	38.515	216.4	1:32:09.670
51	3	1:40.984	31.487	31.906	37.591	265.4	2:44:49.859	43	3	1:45.062	33.920	32.194	38.948	259.6	1:33:54.732
52	3	1:40.796	30.984	30.885	38.927	264.7	2:46:30.655	44	3	1:44.168	32.144	33.341	38.683	259.0	1:35:38.900
53	3	1:39.653	31.278	31.048	37.327	263.4	2:48:10.308	45	3	1:42.603	32.120	32.037	38.446	259.0	1:37:21.503
54	3	1:39.693	31.136	30.957	37.600	263.4	2:49:50.001	46	3	1:42.784	32.197	31.790	38.797	260.2	1:39:04.287
55	3	1:39.324	31.157	30.820	37.347	264.7	2:51:29.325	47	3	1:43.344	32.812	31.651	38.881	259.0	1:40:47.631
56	3	1:39.609	31.134	30.958	37.517	261.5	2:53:08.934	48	3	1:50.088B	32.955	31.666	45.467	259.0	1:42:37.719
57	3	1:39.650	31.009	31.088	37.553	264.7	2:54:48.584	49	1	4:56.533	3:45.828	32.365	38.340		1:47:34.252
58	3	1:47.179B	31.095	32.637	43.447	264.7	2:56:35.763	50	1	1:41.140	31.708	31.501	37.931	259.0	1:49:15.392
59	1	1:41.478	31.730	31.589	38.159	259.0	1:50:56.870	51	1	1:51.881	32.414	38.711	40.756	260.9	1:52:48.751
60	1	1:41.562	31.776	31.314	38.472	258.4	1:54:30.313	52	1	1:41.562	31.776	31.314	38.472	258.4	1:54:30.313
61	1	2:48.423B	1:07.301			258.4	1:57:18.736	53	1	2:48.423B	1:07.301			258.4	1:57:18.736
62	1	23:11.134	...	34.934	39.849		2:20:29.870	54	1	23:11.134	...	34.934	39.849		2:20:29.870
63	1	1:48.811	32.861	33.946	42.004	257.1	2:22:18.681	55	1	1:48.811	32.861	33.946	42.004	257.1	2:22:18.681
64	1	1:49.330B	31.849	31.664	45.817	258.4	2:24:08.011	56	1	1:49.330B	31.849	31.664	45.817	258.4	2:24:08.011
65	1	16:06.818	...	31.869	39.064		2:40:14.829	57	1	16:06.818	...	31.869	39.064		2:40:14.829
66	1	1:42.190	31.675	31.402	39.113	259.6	2:41:57.019	58	1	1:42.190	31.675	31.402	39.113	259.6	2:41:57.019
67	1	1:40.658	32.082	30.940	37.636	256.5	2:43:37.677	59	1	1:40.658	32.082	30.940	37.636	256.5	2:43:37.677
68	1	1:39.182	30.917	30.657	37.608	262.1	2:45:16.859	60	1	1:39.182	30.917	30.657	37.608	262.1	2:45:16.859
69	1	2:05.717B	47.023	32.387	46.307	260.2	2:47:22.576	61	1	2:05.717B	47.023	32.387	46.307	260.2	2:47:22.576
70	1	4:35.461	3:23.414	32.873	39.174		4:35.461	71	1	4:35.461	3:23.414	32.873	39.174		4:35.461
72	3	1:49.724B	32.582	32.357	44.785		6:25.185	72	3	1:49.724B	32.582	32.357	44.785		6:25.185
73	3	2:40.391	1:31.634	31.281	37.476		9:05.576	73	3	2:40.391	1:31.634	31.281	37.476		9:05.576
74	3	1:40.402	30.867	31.137	38.398		10:45.978	74	3	1:40.402	30.867	31.137	38.398		10:45.978
75	3	1:38.890	31.138	30.568	37.184		12:24.868	75	3	1:38.890	31.138	30.568	37.184		12:24.868
76	3	1:38.509	30.847	30.519	37.143		14:03.377	76	3	1:38.509	30.847	30.519	37.143		14:03.377
77	3	1:38.538	30.749	30.641	37.148		15:41.915	77	3	1:38.538	30.749	30.641	37.148		15:41.915
78	3	1:40.570	32.307	31.131	37.132		17:22.485	78	3	1:40.570	32.307	31.131	37.132		17:22.485
79	3	1:45.651B	30.930	30.701	44.020		19:08.136	79	3	1:45.651B	30.930	30.701	44.020		19:08.136
80	2	3:12.295	1:59.899	34.642	37.754		22:20.431	80	2	3:12.295	1:59.899	34.642	37.754		22:20.431
81	2	1:39.562	31.328	30.962	37.272		23:59.993	81	2	1:39.562	31.328	30.962	37.272		23:59.993
82	2	1:38.992	31.058	30.845	37.089		25:38.985	82	2	1:38.992	31.058	30.845	37.089		25:38.985
83	2	1:39.633	31.835	30.564	37.234		27:18.618	83	2	1:39.633	31.835	30.564	37.234		27:18.618
84	2	1:39.408	31.180	30.799	37.429		28:58.026	84	2	1:39.408	31.180	30.799	37.429		28:58.026
85	2	1:41.209	31.516	30.814	38.879		30:39.235	85	2	1:41.209	31.516	30.814	38.879		30:39.235
86	2	1:38.913	30.954	30.600	37.359		32:18.148	86	2	1:38.913	30.954	30.600	37.359		32:18.148
87	2	1:48.707B	32.773	31.638	44.296		34:06.855	87	2	1:48.707B	32.773	31.638	44.296		34:06.855
88	1	3:37.520	2:27.321	32.048	38.151		37:44.375	88	1	3:37.520	2:27.321	32.048	38.151		37:44.375

14 Inter Europol Competition Ligier JS P320 - Nissan
 1. Mateusz KAPRZYK 3. Patryk KRUPINSKI LMP3
 2. Nicolas PINO

15 RLR MSport Ligier JS P320 - Nissan
 1. Michael BENHAM 3. Malthe JAKOBSEN LMP3
 2. Alex KAPADIA



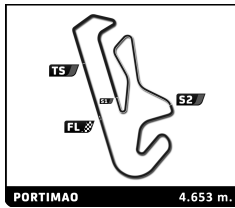


ELMS Collective Test Day
4 Hours of Portimao
Afternoon Test

Sector Analysis

Lap under Red Flag							Invalidated Lap		Personal Best		Session Best		B Crossing the pit lane									
Lap	D	Time	Sector 1	Sector 2	Sector 3	T. Spd	Elapsed	Lap	D	Time	Sector 1	Sector 2	Sector 3	T. Spd	Elapsed							
19	1	1:41.002	31.356	31.587	38.059		39:25.377	72	1	1:42.012	31.838	31.778	38.396	258.4	2:51:54.618							
20	1	1:41.644	31.533	31.819	38.292		41:07.021	73	1	1:42.330	31.995	31.648	38.687	257.1	2:53:36.948							
21	1	1:42.478	31.604	32.496	38.378		42:49.499	74	1	1:42.920	32.128	31.788	39.004	258.4	2:55:19.868							
22	1	1:42.596	32.072	31.676	38.848		44:32.095	<div style="border: 1px solid black; padding: 5px;"> 18 1 AIM Villorba Corse 1. Alessandro BRESSAN 2. Andreas LASKARATOS 3. Damiano FIORAVANTI Ligier JS P320 - Nissan LMP3 </div>							1	2	3:00.172	1:46.124	34.342	39.706	3:00.172	
23	1	1:41.260	31.792	31.554	37.914		46:13.355								2	2	1:44.152	32.935	32.128	39.089		4:44.324
24	1	1:41.149	31.590	31.484	38.075		47:54.504								3	2	1:45.566	32.360	31.457	41.749		6:29.890
25	1	1:40.844	31.611	31.491	37.742		49:35.348								4	2	1:42.835	32.123	32.204	38.508		8:12.725
26	1	1:50.882	B 34.366	31.544	44.972		51:26.230								5	2	1:42.555	31.912	32.448	38.195		9:55.280
27	3	3:18.583	2:09.437	31.199	37.947		54:44.813								6	2	1:52.955	B 32.731	32.243	47.981		11:48.235
28	3	1:41.144	31.438	31.891	37.815		56:25.957								7	2	7:32.476	6:20.245	32.746	39.485		19:20.711
29	3	1:40.566	31.452	31.228	37.886	259.0	58:06.523								8	2	1:43.650	32.478	32.421	38.751		21:04.361
30	3	1:41.221	31.998	31.309	37.914	262.1	59:47.744								9	2	1:45.050	32.738	32.013	40.299		22:49.411
31	3	1:40.459	31.298	31.451	37.710	261.5	1:01:28.203								10	2	1:44.385	33.044	32.130	39.211		24:33.796
32	3	1:40.227	31.554	31.051	37.622	260.9	1:03:08.430	11	2	1:42.494	31.881	32.168	38.445		26:16.290							
33	3	1:40.142	31.458	31.074	37.610	260.9	1:04:48.572	12	2	1:42.193	31.898	31.860	38.435		27:58.483							
34	3	1:40.318	31.444	30.956	37.918	261.5	1:06:28.890	13	2	1:44.306	31.872	32.923	39.511		29:42.789							
35	3	1:39.857	31.326	30.828	37.703	262.1	1:08:08.747	14	2	1:41.767	32.029	31.469	38.269		31:24.556							
36	3	1:41.797	31.485	32.149	38.163	261.5	1:09:50.544	15	2	1:42.090	31.809	31.757	38.524		33:06.646							
37	3	1:40.497	31.427	31.118	37.952	260.9	1:11:31.041	16	2	1:41.933	31.808	31.621	38.504		34:48.579							
38	3	1:40.421	31.516	31.120	37.785	260.9	1:13:11.462	17	2	1:42.048	32.003	31.617	38.428		36:30.627							
39	3	1:40.670	31.525	31.307	37.838	261.5	1:14:52.132	18	2	1:50.226	B 31.780	32.893	45.553		38:20.853							
40	3	1:39.948	31.293	30.908	37.747	260.2	1:16:32.080	19	3	12:07.637	...	32.103	37.623		50:28.490							
41	3	1:46.433	B 31.461	31.267	43.705	260.9	1:18:18.513	20	3	1:41.321	31.505	31.007	38.809		52:09.811							
42	2	3:19.227	2:09.431	31.915	37.881		1:21:37.740	21	3	1:41.726	31.732	31.635	38.359		53:51.537							
43	2	1:40.849	31.508	31.329	38.012	259.0	1:23:18.589	22	3	1:40.770	31.514	31.539	37.717		55:32.307							
44	2	1:41.040	31.449	31.116	38.475	257.1	1:24:59.629	23	3	1:42.891	31.532	31.984	39.375	259.0	57:15.198							
45	2	1:41.395	31.437	31.398	38.560	258.4	1:26:41.024	24	3	1:41.865	32.332	31.645	37.888	254.1	58:57.063							
46	2	1:40.133	31.243	31.076	37.814	259.0	1:28:21.157	25	3	1:40.897	31.265	31.136	38.496	258.4	1:00:37.960							
47	2	1:40.319	31.190	31.045	38.084	257.8	1:30:01.476	26	3	1:40.423	31.760	31.031	37.632	258.4	1:02:18.383							
48	2	2:10.124	31.370	59.735	39.019	258.4	1:32:11.600	27	3	1:40.137	31.294	31.016	37.827	258.4	1:03:58.520							
49	2	1:41.469	31.531	32.098	37.840	260.9	1:33:53.069	28	3	1:41.068	31.695	31.622	37.751	260.9	1:05:39.588							
50	2	1:40.327	31.256	31.192	37.879	259.0	1:35:33.396	29	3	1:54.145	B 36.682	32.494	44.969	259.0	1:07:33.733							
51	2	1:52.854	B 31.511	32.118	49.225	259.6	1:37:26.250	30	3	11:51.617	...	31.467	38.466		1:19:25.350							
52	2	4:14.770	3:02.788	31.411	40.571		1:41:41.020	31	3	1:40.853	31.481	31.175	38.197	252.9	1:21:06.203							
53	2	1:40.517	31.479	31.059	37.979	258.4	1:43:21.537	32	3	1:41.231	31.389	31.833	38.009	254.7	1:22:47.434							
54	2	1:41.947	31.378	32.326	38.243	260.9	1:45:03.484	33	3	1:42.092	31.365	31.052	39.675	256.5	1:24:29.526							
55	2	1:42.760	31.153	31.672	39.935	262.1	1:46:46.244	34	3	1:43.408	33.651	31.842	37.915	255.9	1:26:12.934							
56	2	1:47.197	31.314	31.129	44.754	261.5	1:48:33.441	35	3	1:41.010	31.365	31.103	38.542	255.9	1:27:53.944							
57	2	1:53.941	B 31.650	34.706	47.585	259.6	1:50:27.382	36	3	1:48.840	B 31.744	31.878	45.218	255.9	1:29:42.784							
58	1	3:25.215	2:14.022	32.214	38.979		1:53:52.597	37	1	21:24.642	...	31.987	37.991		1:51:07.426							
59	1	1:41.892	31.661	31.621	38.610	257.1	1:55:34.489	38	1	1:41.992	31.919	31.962	38.111	257.8	1:52:49.418							
60	1	10:51.492	B 31.908	8:13.305	2:06.279	257.1	2:06:25.981	39	1	2:04.515	B 47.215	32.026	45.274	260.2	1:54:53.933							
61	3	20:13.571	...	31.841	37.727		2:26:39.552	40	1	23:24.214	...	31.618	39.927		2:18:18.147							
62	3	1:40.341	31.299	31.061	37.981	259.0	2:28:19.893	41	1	1:39.283	31.174	30.539	37.570	257.1	2:19:57.430							
63	3	1:39.844	31.246	31.049	37.549	259.0	2:29:59.737	42	1	1:39.399	31.105	30.731	37.563	260.2	2:21:36.829							
64	3	2:29.441	B 31.456	38.273	1:19.712	260.9	2:32:29.178	43	1	1:39.728	31.100	30.595	38.033	260.9	2:23:16.557							
65	1	7:18.293	6:05.683	32.296	40.314		2:39:47.471	44	1	1:48.465	32.037	35.414	41.014	261.5	2:25:05.022							
66	1	1:44.343	32.391	32.035	39.917	256.5	2:41:31.814	45	1	1:40.020	31.090	30.817	38.113	262.1	2:26:45.042							
67	1	1:44.000	32.186	33.043	38.771	258.4	2:43:15.814	46	1	1:47.236	B 31.068	31.216	44.952	262.1	2:28:32.278							
68	1	1:42.868	31.678	31.835	39.355	256.5	2:44:58.682	47	2	11:29.429	...	32.317	38.777		2:40:01.707							
69	1	1:43.822	33.095	31.906	38.821	254.1	2:46:42.504															
70	1	1:47.584	32.102	32.627	42.855	258.4	2:48:30.088															
71	1	1:42.518	32.188	31.797	38.533	253.5	2:50:12.606															



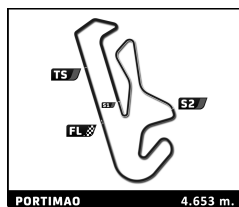


ELMS Collective Test Day
4 Hours of Portimao
Afternoon Test

Sector Analysis

Lap under Red Flag											Invalidated Lap	Personal Best	Session Best	B Crossing the pit lane		
Lap	D	Time	Sector 1	Sector 2	Sector 3	T. Spd	Elapsed	Lap	D	Time	Sector 1	Sector 2	Sector 3	T. Spd	Elapsed	
48	2	1:43.364	32.739	32.016	38.609	257.1	2:41:45.071	42	1	1:48.342	B	32.599	31.455	44.288	262.8	1:50:09.506
49	2	1:42.384	31.875	31.860	38.649	258.4	2:43:27.455	43	2	24:10.187		...	31.730	37.922		2:14:19.693
50	2	1:41.613	31.586	31.645	38.382	259.0	2:45:09.068	44	2	1:42.952		32.708	31.583	38.661	257.8	2:16:02.645
51	2	1:42.791	32.194	31.700	38.897	259.6	2:46:51.859	45	2	1:43.775		32.627	31.264	39.884	262.1	2:17:46.420
52	2	1:52.687	32.489	34.479	45.719	261.5	2:48:44.546	46	2	1:39.802		31.266	30.950	37.586	260.9	2:19:26.222
53	2	1:52.756	32.317	35.958	44.481	259.6	2:50:37.302	47	2	1:45.725	B	31.262	31.238	43.225	262.8	2:21:11.947
54	2	1:44.915	31.924	32.641	40.350	255.9	2:52:22.217	48	2	4:11.802		3:04.161	30.596	37.045		2:25:23.749
55	2	1:42.030	31.689	31.565	38.776	257.1	2:54:04.247	49	2	1:39.138		30.866	30.788	37.484	263.4	2:27:02.887
56	2	1:42.269	31.921	31.798	38.550	256.5	2:55:46.516	50	2	1:38.846		30.817	30.681	37.344	261.5	2:28:41.729
19 COOL Racing Ligier JS P320 - Nissan LMP3																
1.Nicolas MAULINI 3.Niklas KRUETTEN																
2.Matthew BELL																
1	3	1:59.806	47.640	33.325	38.841		1:59.806	51	2	1:41.872		30.975	30.772	40.019	260.9	2:30:23.495
2	3	1:43.285	31.917	31.554	39.814	259.0	3:43.091	52	2	3:06.416	B	49.885	59.463	1:17.068	218.6	2:33:29.911
3	3	1:41.075	31.871	31.054	38.150	261.5	5:24.166	53	2	5:18.543		4:08.007	32.722	37.814		2:38:48.454
4	3	1:40.667	31.374	31.491	37.802	261.5	7:04.833	54	2	1:38.652		30.956	30.641	37.055	259.0	2:40:27.106
5	3	1:40.510	31.406	31.193	37.911	260.9	8:45.343	55	2	1:40.505		31.546	30.876	38.083	262.1	2:42:07.611
6	3	1:42.099	31.346	31.222	39.531	258.4	10:27.442	56	2	1:39.449		31.426	30.572	37.451	259.6	2:43:47.060
7	3	1:40.554	31.211	31.101	38.242	262.1	12:07.996	57	2	1:39.799		31.040	31.314	37.445	263.4	2:45:26.859
8	3	1:50.264	B	31.360	31.987	46.917	13:58.260	58	2	1:39.701		30.986	30.748	37.967	260.9	2:47:06.560
9	3	16:53.396		...	32.277	37.953	30:51.656	59	2	1:39.828		31.242	30.795	37.791	262.1	2:48:46.388
10	3	1:41.517	31.657	31.394	38.466	259.0	32:33.173	60	2	1:42.135		31.300	33.201	37.634	262.8	2:50:28.523
11	3	1:40.132	31.488	31.051	37.593	259.6	34:13.305	61	2	1:39.248		30.911	30.733	37.604	264.1	2:52:07.771
12	3	1:39.791	31.372	30.920	37.499	260.9	35:53.096	62	2	1:39.740		31.392	30.750	37.598	261.5	2:53:47.511
13	3	1:40.370	31.182	31.362	37.826	260.9	37:33.466	63	2	1:40.534		31.199	31.308	38.027	262.1	2:55:28.045
14	3	1:40.627	31.360	31.531	37.736	267.3	39:14.093	20 Team Virage Ligier JS P320 - Nissan LMP3								
15	3	1:47.027	B	31.578	31.399	44.050	41:01.120	1.Rob HODES								
16	3	14:47.980		...	32.028	37.718	55:49.100	2.Alex FONTANA								
17	3	1:40.089	31.341	31.117	37.631	258.4	57:29.189	1	2	6:57.762		5:33.129	37.895	46.738		6:57.762
18	3	1:39.832	31.220	30.998	37.614	259.6	59:09.021	2	2	1:56.038		37.496	38.427	40.115		8:53.800
19	3	1:40.349	31.100	30.895	38.354	260.2	1:00:49.370	3	2	1:50.190		36.111	34.673	39.406	216.0	10:43.990
20	3	1:40.930	31.318	31.823	37.789	261.5	1:02:30.300	4	2	1:43.568		33.799	31.694	38.075	223.1	12:27.558
21	3	1:40.073	31.352	31.030	37.691	259.6	1:04:10.373	5	2	1:55.214		37.416	35.834	41.964		14:22.772
22	3	1:39.537	31.171	30.955	37.411	262.1	1:05:49.910	6	2	1:40.503		31.538	31.295	37.670		16:03.275
23	3	1:39.364	31.031	30.982	37.351	263.4	1:07:29.274	7	2	1:39.934		31.320	31.045	37.569		17:43.209
24	3	1:46.505	B	31.196	31.464	43.845	1:09:15.779	8	2	1:39.722		31.372	30.906	37.444	258.4	19:22.931
25	1	3:24.907	2:13.786	32.480	38.641		1:12:40.686	9	2	1:55.095	B	32.819	34.883	47.393		21:18.026
26	1	1:42.111	31.727	31.919	38.465	260.2	1:14:22.797	10	2	15:28.477		...	31.580	41.775		36:46.503
27	1	1:42.062	31.676	32.130	38.256	260.9	1:16:04.859	11	2	1:39.516		31.321	30.939	37.256		38:26.019
28	1	1:41.105	31.527	31.321	38.257	259.0	1:17:45.964	12	2	1:39.425		31.167	30.741	37.517		40:05.444
29	1	1:41.069	31.738	31.416	37.915	259.6	1:19:27.033	13	2	1:39.130		31.085	30.778	37.267		41:44.574
30	1	1:42.405	31.404	32.413	38.588	260.2	1:21:09.438	14	2	1:39.311		31.152	30.640	37.519	258.4	43:23.885
31	1	1:40.741	31.447	31.373	37.921	259.6	1:22:50.179	15	2	1:47.247		36.134	32.711	38.402		45:11.132
32	1	1:42.138	32.120	32.015	38.003	256.5	1:24:32.317	16	2	1:46.746	B	31.185	30.980	44.581		46:57.878
33	1	1:49.815	B	32.817	32.259	44.739	1:26:22.132	17	1	4:26.699		3:13.127	33.887	39.685		51:24.577
34	1	10:11.662	9:01.595	31.831	38.236		1:36:33.794	18	1	1:43.862		32.309	32.653	38.900	257.1	53:08.439
35	1	1:41.466	32.029	31.575	37.862	257.1	1:38:15.260	19	1	1:42.821		32.037	32.222	38.562	259.6	54:51.260
36	1	1:40.352	31.388	31.198	37.766	260.2	1:39:55.612	20	1	1:42.799		31.924	32.369	38.506		56:34.059
37	1	1:40.614	31.634	31.301	37.679	262.8	1:41:36.226	21	1	1:42.791		32.334	31.828	38.629	256.5	58:16.850
38	1	1:42.545	31.888	32.583	38.074	264.7	1:43:18.771	22	1	1:42.457		31.958	31.772	38.727	258.4	59:59.307
39	1	1:41.889	32.725	31.438	37.726	261.5	1:45:00.660	23	1	1:43.286		32.209	32.076	39.001	254.1	1:01:42.593
40	1	1:40.688	31.070	32.112	37.506	261.5	1:46:41.348	24	1	1:43.890		31.903	31.900	40.087	259.6	1:03:26.483
41	1	1:39.816	31.109	31.118	37.589	263.4	1:48:21.164	25	1	1:52.045	B	33.677	33.136	45.232	256.5	1:05:18.528
								26	1	9:16.721		8:04.513	33.170	39.038		1:14:35.249
								27	1	1:45.812		32.299	33.766	39.747	258.4	1:16:21.061
								28	1	1:42.945		32.112	32.269	38.564	257.1	1:18:04.006



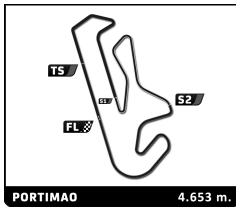


ELMS Collective Test Day
4 Hours of Portimao
Afternoon Test

Sector Analysis

														Lap under Red Flag	Invalidated Lap	Personal Best	Session Best	B Crossing the pit lane	
Lap	D	Time	Sector 1	Sector 2	Sector 3	T. Spd	Elapsed	Lap	D	Time	Sector 1	Sector 2	Sector 3	T. Spd	Elapsed				
29	1	1:42.180	31.666	32.137	38.377	260.9	1:19:46.186	13	1	1:35.336	29.337	29.555	36.444	284.2	30:02.414				
30	1	1:43.279	31.994	31.970	39.315	260.2	1:21:29.465	14	1	1:34.402	29.442	29.285	35.675	279.8	31:36.816				
31	1	1:44.574	31.913	33.558	39.103	260.2	1:23:14.039	15	1	1:40.340	29.751	30.322	40.267		33:17.156				
32	1	1:44.055	33.091	32.262	38.702	262.1	1:24:58.094	16	1	1:33.295	29.041	29.011	35.243	281.2	34:50.451				
33	1	1:43.592	31.958	31.975	39.659	259.0	1:26:41.686	17	1	1:40.969	29.884	29.452	41.633	281.2	36:31.420				
34	1	1:42.673	32.005	31.952	38.716	261.5	1:28:24.359	18	2	5:50.052	4:42.200	31.581	36.271		42:21.472				
35	1	1:50.113	31.850	33.269	44.994	257.8	1:30:14.472	19	2	1:34.389	29.175	29.262	35.952	277.6	43:55.861				
36	1	6:03.766	4:48.260	34.591	40.915		1:36:18.238	20	2	1:40.925	29.392	29.776	41.757	281.2	45:36.786				
37	1	1:45.720	33.692	33.465	38.563	255.3	1:38:03.958	21	2	1:33.762	29.171	29.102	35.489	282.7	47:10.548				
38	1	1:46.470	33.472	32.096	40.902	257.1	1:39:50.428	22	2	1:33.495	29.070	29.149	35.276	284.2	48:44.043				
39	1	1:43.606	32.600	31.873	39.133	258.4	1:41:34.034	23	2	1:34.357	29.365	29.554	35.438	279.1	50:18.400				
40	1	1:44.623	32.647	32.363	39.613	257.8	1:43:18.657	24	2	1:41.139	28.932	29.096	43.111	288.0	51:59.539				
41	1	1:45.712	33.812	32.115	39.785	257.8	1:45:04.369	25	2	5:27.574	4:16.479	32.746	38.349		57:27.113				
42	1	1:44.163	32.477	32.464	39.222	260.9	1:46:48.532	26	2	1:32.980	28.969	28.739	35.272	279.8	59:00.093				
43	1	1:43.024	32.492	31.819	38.713	262.8	1:48:31.556	27	2	1:35.806	30.363	29.448	35.995	282.7	1:00:35.899				
44	1	1:45.480	32.045	33.551	39.884	259.0	1:50:17.036	28	2	1:33.213	28.944	29.005	35.264	281.2	1:02:09.112				
45	1	1:43.250	32.230	31.879	39.141	259.0	1:52:00.286	29	2	1:32.872	28.931	28.899	35.042	282.0	1:03:41.984				
46	1	1:42.399	32.092	31.722	38.585	258.4	1:53:42.685	30	2	1:44.034	29.348	30.033	44.653	284.2	1:05:26.018				
47	1	1:47.803	32.121	31.764	43.918	260.2	1:55:30.488	31	3	6:52.935	5:47.022	29.647	36.266		1:12:18.953				
48	1	18:42.829	...	33.461	39.767		2:14:13.317	32	3	1:34.251	29.356	29.535	35.360	277.6	1:13:53.204				
49	1	1:50.713	34.526	36.537	39.650	254.7	2:16:04.030	33	3	1:34.628	29.200	29.780	35.648	278.4	1:15:27.832				
50	1	1:43.654	32.621	32.302	38.731	255.3	2:17:47.684	34	3	1:34.645	29.630	29.476	35.539	282.7	1:17:02.477				
51	1	1:42.861	31.990	31.822	39.049	255.9	2:19:30.545	35	3	1:33.891	29.190	29.394	35.307	279.8	1:18:36.368				
52	1	1:42.040	32.007	31.732	38.301	255.3	2:21:12.585	36	3	1:41.532	30.104	29.555	41.873	281.2	1:20:17.900				
53	1	1:42.000	32.061	31.768	38.171	255.3	2:22:54.585	37	3	4:27.031	3:18.701	30.841	37.489		1:24:44.931				
54	1	1:41.275	31.692	31.508	38.075	257.1	2:24:35.860	38	3	1:34.383	29.048	29.101	36.234	277.6	1:26:19.314				
55	1	1:41.152	31.659	31.637	37.856	257.8	2:26:17.012	39	3	1:33.252	28.913	29.118	35.221	279.1	1:27:52.566				
56	1	1:52.113	32.395	32.135	47.583	259.6	2:28:09.125	40	3	1:38.818	29.717	30.159	38.942	282.0	1:29:31.384				
57	2	10:41.661	9:28.938	33.347	39.376		2:38:50.786	41	3	1:33.233	28.860	29.250	35.123	275.5	1:31:04.617				
58	2	1:40.142	31.477	31.013	37.652	254.7	2:40:30.928	42	3	1:32.855	28.837	28.904	35.114	281.2	1:32:37.472				
59	2	1:47.566	31.122	31.944	44.500	260.2	2:42:18.494	43	3	1:46.574	28.946	29.243	48.385	279.8	1:34:24.046				
60	2	3:04.862	1:56.103	31.085	37.674		2:45:23.356	44	3	7:56.112	6:50.127	29.926	36.059		1:42:20.158				
61	2	1:39.240	31.169	30.802	37.269	256.5	2:47:02.596	45	3	1:34.267	29.497	29.492	35.278	277.6	1:43:54.425				
62	2	1:41.188	30.981	30.953	39.254	258.4	2:48:43.784	46	3	1:35.609	29.066	30.112	36.431	279.8	1:45:30.034				
63	2	1:54.116	31.853	42.259	40.004	260.2	2:50:37.900	47	3	1:34.104	29.309	29.398	35.397	282.0	1:47:04.138				
64	2	1:43.712	31.791	32.763	39.158	260.2	2:52:21.612	48	3	1:34.288	29.164	29.417	35.707	282.0	1:48:38.426				
65	2	1:39.226	31.219	30.709	37.298	256.5	2:54:00.838	49	3	1:36.099	29.922	30.060	36.117	281.2	1:50:14.525				
66	2	1:39.252	31.074	30.683	37.495	257.1	2:55:40.090	50	3	1:34.967	29.725	29.598	35.644	281.2	1:51:49.492				
22		United Autosports					Oreca 07 - Gibson	51	3	1:34.714	29.694	29.477	35.543	282.0	1:53:24.206				
		1.Phil HANSON		3.Tom GAMBLE			LMP2	52	3	1:37.076	29.357	31.108	36.611	282.7	1:55:01.282				
		2.Jonathan ABERDEIN						53	3	1:36.139	30.528	29.879	35.732	282.0	1:56:37.421				
1	1	5:05.935	4:00.509	29.806	35.620		5:05.935	54	3	2:18.475	29.131	32.669	1:16.675	282.7	1:58:55.896				
2	1	1:35.636	29.544	30.370	35.722	276.2	6:41.571	55	3	16:45.716	...	30.501	35.858		2:15:41.612				
3	1	1:33.186	29.215	29.003	34.968	283.5	8:14.757	56	3	1:35.425	29.931	29.387	36.107	281.2	2:17:17.037				
4	1	1:34.821	29.711	29.267	35.843	280.5	9:49.578	57	3	1:33.971	29.417	29.224	35.330	284.2	2:18:51.008				
5	1	1:39.259	30.978	29.120	39.161	280.5	11:28.837	58	3	1:34.557	29.440	29.358	35.759	280.5	2:20:25.565				
6	1	1:33.817	29.817	28.995	35.005	278.4	13:02.654	59	3	1:33.913	29.145	29.353	35.415	282.0	2:21:59.478				
7	1	1:42.640	29.157	29.742	43.741	277.6	14:45.294	60	3	1:34.972	29.089	29.844	36.039	284.2	2:23:34.450				
8	1	7:20.044	6:13.734	30.711	35.599		22:05.338	61	3	1:41.121	29.549	29.691	41.881	285.0	2:25:15.571				
9	1	1:36.427	31.205	29.469	35.753	274.8	23:41.765	62	1	3:31.406	2:22.751	30.473	38.182		2:28:46.977				
10	1	1:33.956	29.234	29.190	35.532	279.1	25:15.721	63	1	1:35.250	29.332	29.538	36.380	280.5	2:30:22.227				
11	1	1:37.507	31.612	29.550	36.345	282.0	26:53.228	64	1	2:53.143	35.291	59.862	1:17.990	278.4	2:33:15.370				
12	1	1:33.850	29.261	29.261	35.328	280.5	28:27.078	65	1	7:00.815	5:52.101	31.540	37.174		2:40:16.185				



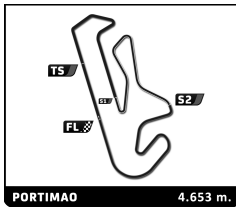


ELMS Collective Test Day
4 Hours of Portimao
Afternoon Test

Sector Analysis

											Lap under Red Flag		Invalidated Lap		Personal Best		Session Best		B Crossing the pit lane	
Lap	D	Time	Sector 1	Sector 2	Sector 3	T. Spd	Elapsed	Lap	D	Time	Sector 1	Sector 2	Sector 3	T. Spd	Elapsed					
66	1	1:35.389	29.980	29.888	35.521	280.5	2:41:51.574	42	1	1:34.982	29.846	29.519	35.617	276.2	1:27:24.921					
67	1	1:33.722	28.960	29.245	35.517	282.7	2:43:25.296	43	1	1:36.783	31.598	29.613	35.572	277.6	1:29:01.704					
68	1	1:35.385	30.136	29.416	35.833	283.5	2:45:00.681	44	1	1:34.995	29.383	30.205	35.407	274.8	1:30:36.699					
69	1	1:38.117	30.789	29.824	37.504	282.0	2:46:38.798	45	1	1:34.641	29.371	29.401	35.869	275.5	1:32:11.340					
70	1	1:41.211 B	29.029	28.964	43.218	280.5	2:48:20.009	46	1	1:34.924	29.697	29.405	35.822	274.8	1:33:46.264					
71	2	2:52.107	1:45.476	29.968	36.663		2:51:12.116	47	1	1:34.881	29.357	29.277	36.247	275.5	1:35:21.145					
72	2	1:33.832	28.975	29.169	35.688	282.0	2:52:45.948	48	1	1:40.765 B	29.260	29.786	41.719	276.2	1:37:01.910					
73	2	1:34.731	29.205	29.596	35.930	282.7	2:54:20.679	49	3	5:02.666	3:56.735	30.147	35.784		1:42:04.576					
74	2	1:33.901	29.231	28.946	35.724	282.0	2:55:54.580	50	3	1:34.625	29.521	29.586	35.518	274.8	1:43:39.201					
24 Algarve Pro Racing																				
1. Sophia FLOERSCH																				
2. Ferdinand HABSBURG																				
3. Richard BRADLEY																				
Oreca 07 - Gibson LMP2																				
1	2	2:38.146	1:30.338	31.389	36.419		2:38.146	51	3	1:34.666	29.551	29.538	35.577	274.8	1:45:13.867					
2	2	1:34.930	29.755	29.602	35.573	277.6	4:13.076	52	3	1:35.887	29.537	29.625	36.725	276.9	1:46:49.754					
3	2	1:35.433	29.686	29.917	35.830	278.4	5:48.509	53	3	1:35.420	29.916	29.599	35.905	276.9	1:48:25.174					
4	2	1:33.885	29.330	29.322	35.233	270.7	7:22.394	54	3	1:36.481	30.044	30.307	36.130	276.9	1:50:01.655					
5	2	1:35.241	29.228	29.823	36.190		8:57.635	55	3	1:39.319	29.965	31.172	38.182	274.8	1:51:40.974					
6	2	1:34.243	29.592	29.110	35.541	276.2	10:31.878	56	3	1:35.602	29.752	29.828	36.022	274.8	1:53:16.576					
7	2	1:40.995 B	29.371	29.329	42.295	276.9	12:12.873	57	3	1:35.964	29.850	29.738	36.376	275.5	1:54:52.540					
8	2	5:04.624	3:55.295	30.037	39.292		17:17.497	58	3	1:37.421	31.473	30.087	35.861	273.4	1:56:29.961					
9	2	1:32.554	28.836	28.940	34.778	279.1	18:50.051	59	3	2:17.576 B	29.564	34.105	1:13.907	275.5	1:58:47.537					
10	2	1:35.343	28.941	29.811	36.591	274.8	20:25.394	60	3	15:15.636	...	31.670	36.842		2:14:03.173					
11	2	1:34.756	29.352	29.010	36.394	279.1	22:00.150	61	3	1:35.912	29.778	29.825	36.309	273.4	2:15:39.085					
12	2	1:33.322	29.098	29.109	35.115	274.8	23:33.472	62	3	1:35.286	29.520	30.299	35.467	272.7	2:17:14.371					
13	2	1:41.307 B	29.433	30.488	41.386	275.5	25:14.779	63	3	1:34.468	29.434	29.412	35.622	274.8	2:18:48.839					
14	2	7:26.000	6:15.850	31.286	38.864		32:40.779	64	3	1:35.366	29.882	29.955	35.529	276.9	2:20:24.205					
15	2	1:33.396	29.084	29.343	34.969	276.2	34:14.175	65	3	1:34.305	29.380	29.339	35.586	275.5	2:21:58.510					
16	2	1:33.266	29.216	28.894	35.156	281.2	35:47.441	66	3	1:35.601	29.425	29.898	36.278	276.2	2:23:34.111					
17	2	1:37.718	29.749	30.616	37.353		37:25.159	67	3	1:34.628	29.501	29.533	35.594	276.9	2:25:08.739					
18	2	1:37.223	30.546	29.651	37.026	280.5	39:02.382	68	3	1:34.635	29.393	29.502	35.740	278.4	2:26:43.374					
19	2	1:44.747 B	29.025	30.062	45.660		40:47.129	69	3	1:34.920	29.849	29.480	35.591	278.4	2:28:18.294					
20	1	9:46.212	8:40.762	29.884	35.566		50:33.341	70	3	1:34.272	29.330	29.379	35.563	276.2	2:29:52.566					
21	1	1:35.259	29.743	29.457	36.059	276.9	52:08.600	71	3	2:06.220 B	30.110	32.551	1:03.559	276.9	2:31:58.786					
22	1	1:35.549	29.819	29.501	36.229	279.1	53:44.149	72	2	11:09.054	...	29.947	36.086		2:43:07.840					
23	1	1:34.850	29.808	29.417	35.625		55:18.999	73	2	1:36.199	30.720	29.755	35.724	277.6	2:44:44.039					
24	1	1:35.823	29.398	30.512	35.913	277.6	56:54.822	74	2	1:34.813	29.664	29.617	35.532	275.5	2:46:18.852					
25	1	1:34.700	29.537	29.508	35.655	273.4	58:29.522	75	2	1:34.724	29.422	29.520	35.782	275.5	2:47:53.576					
26	1	1:35.266	30.197	29.479	35.590	276.9	1:00:04.788	76	2	1:35.432	29.693	29.843	35.896	277.6	2:49:29.008					
27	1	1:35.674	29.347	30.234	36.093	277.6	1:01:40.462	77	2	1:34.207	29.278	29.299	35.630	275.5	2:51:03.215					
28	1	1:36.704	30.865	29.924	35.915	278.4	1:03:17.166	78	2	1:35.257	29.410	30.169	35.678	274.8	2:52:38.472					
29	1	1:34.423	29.487	29.471	35.465	274.8	1:04:51.589	79	2	1:35.505	30.226	29.633	35.646	276.9	2:54:13.977					
30	1	1:35.374	29.541	29.913	35.920	277.6	1:06:26.963	80	2	1:34.619	29.596	29.407	35.616	276.2	2:55:48.596					
31	1	1:35.441	29.383	30.372	35.686	276.9	1:08:02.404	25 G-Drive Racing												
32	1	1:36.610	29.913	29.739	36.958	280.5	1:09:39.014	1. John FALB												
33	1	1:34.482	29.483	29.325	35.674	275.5	1:11:13.496	2. Rui ANDRADE												
34	1	1:35.690	30.524	29.521	35.645	278.4	1:12:49.186	3. Gustavo MENEZES												
35	1	1:35.663	30.529	29.479	35.655	275.5	1:14:24.849	Aurus 01 - Gibson LMP2 P/A												
36	1	1:42.676 B	29.918	31.055	41.703	279.1	1:16:07.525	1	3	2:04.284	56.285	30.717	37.282		2:04.284					
37	1	3:22.497	2:17.474	29.483	35.540		1:19:30.022	2	3	1:35.837	30.084	29.666	36.087	279.1	3:40.121					
38	1	1:35.014	29.566	29.698	35.750	274.8	1:21:05.036	3	3	1:35.802	29.708	29.865	36.229	281.2	5:15.923					
39	1	1:35.419	29.448	30.368	35.603	275.5	1:22:40.455	4	3	1:34.689	29.498	29.557	35.634		6:50.612					
40	1	1:34.229	29.250	29.378	35.601	274.1	1:24:14.684	5	3	1:35.546	29.947	29.650	35.949		8:26.158					
41	1	1:35.255	30.157	29.550	35.548	276.2	1:25:49.939	6	3	1:39.855 B	29.563	29.374	40.918	280.5	10:06.013					
								7	3	7:09.602	5:50.907	37.898	40.797		17:15.615					
								8	3	1:33.321	29.119	29.246	34.956	279.1	18:48.936					
								9	3	1:33.759	29.172	29.265	35.322	275.5	20:22.695					
								10	3	1:42.287 B	29.467	30.355	42.465	280.5	22:04.982					
								11	3	17:23.337	...	29.920	35.503		39:28.319					



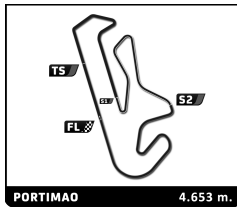


ELMS Collective Test Day
4 Hours of Portimao
Afternoon Test

Sector Analysis

											Lap under Red Flag		Invalidated Lap		Personal Best		Session Best		B Crossing the pit lane	
Lap	D	Time	Sector 1	Sector 2	Sector 3	T. Spd	Elapsed	Lap	D	Time	Sector 1	Sector 2	Sector 3	T. Spd	Elapsed					
48	1	1:41.504	B	29.520	29.909	42.075	278.4	1:43:24.258	23	2	1:34.250	29.386	29.390	35.474	276.9	47:28.850				
49	2	8:27.393		7:20.578	30.618	36.197		1:51:51.651	24	2	1:35.222	29.090	29.325	36.807	282.0	49:04.072				
50	2	1:36.335		29.841	29.937	36.557	276.2	1:53:27.986	25	2	1:48.108	B	30.190	29.685	48.233	279.1	50:52.180			
51	2	1:36.529		29.547	29.708	37.274	275.5	1:55:04.515	26	3	13:35.865		...	29.920	38.863		1:04:28.045			
52	2	1:36.622		30.356	30.318	35.948	274.8	1:56:41.137	27	3	1:32.639		28.789	28.938	34.912	279.1	1:06:00.684			
53	2	2:17.828	B	29.481	31.314	1:17.033	276.9	1:58:58.965	28	3	1:36.822		30.793	30.552	35.477	262.1	1:07:37.506			
54	2	15:51.378		...	30.732	36.254		2:14:50.343	29	3	1:38.550		28.944	30.903	38.703	279.8	1:09:16.056			
55	2	1:35.130		29.629	29.679	35.822	274.1	2:16:25.473	30	3	1:33.383		28.965	28.996	35.422	279.8	1:10:49.439			
56	2	1:35.149		29.218	29.462	36.469	276.9	2:18:00.622	31	3	1:42.343	B	30.980	30.429	40.934	279.8	1:12:31.782			
57	2	1:35.999		29.592	29.499	36.908	274.1	2:19:36.621	32	1	3:57.636		2:12.817	1:06.427	38.392		1:16:29.418			
58	2	1:37.038		29.414	30.982	36.642	274.8	2:21:13.659	33	1	1:40.804		31.664	31.737	37.403	274.8	1:18:10.222			
59	2	1:36.206		30.879	29.938	35.389	276.2	2:22:49.865	34	1	1:37.157		30.621	30.075	36.461	275.5	1:19:47.379			
60	2	1:35.578		29.296	29.663	36.619	278.4	2:24:25.443	35	1	1:38.053		30.790	30.511	36.752	276.9	1:21:25.432			
61	2	1:35.571		29.799	30.042	35.730	274.1	2:26:01.014	36	1	1:36.745		30.399	30.207	36.139	274.8	1:23:02.177			
62	2	1:33.729		29.079	29.211	35.439	279.1	2:27:34.743	37	1	1:42.022	B	30.709	30.137	41.176	276.2	1:24:44.199			
63	2	1:35.508		30.203	29.633	35.672	280.5	2:29:10.251	38	1	10:01.636		8:54.252	31.175	36.209		1:34:45.835			
64	2	1:46.925	B	29.470	29.781	47.674	279.8	2:30:57.176	39	1	1:37.279		30.554	30.203	36.522	274.8	1:36:23.114			
65	2	8:41.355		7:32.823	30.813	37.719		2:39:38.531	40	1	1:36.906		29.864	30.721	36.321	276.9	1:38:00.020			
66	2	1:34.202		29.477	29.327	35.398	276.9	2:41:12.733	41	1	1:36.523		30.214	30.222	36.087	276.9	1:39:36.543			
67	2	1:36.955		30.223	29.509	37.223	279.1	2:42:49.688	42	1	1:36.289		29.873	30.170	36.246	277.6	1:41:12.832			
68	2	1:33.396		28.913	29.210	35.273	279.8	2:44:23.084	43	1	1:36.309		29.969	30.288	36.052	279.1	1:42:49.141			
69	2	1:33.743		29.297	29.154	35.292	279.1	2:45:56.827	44	1	1:36.980		31.032	30.237	35.711	279.8	1:44:26.121			
70	2	1:34.752		29.286	30.124	35.342	279.8	2:47:31.579	45	1	1:43.295	B	30.652	30.693	41.950	279.8	1:46:09.416			
71	2	1:34.206		29.154	29.460	35.592	278.4	2:49:05.785	46	2	4:04.003		2:57.271	30.778	35.954		1:50:13.419			
72	2	1:36.654		30.829	30.307	35.518	280.5	2:50:42.439	47	2	1:35.294		29.767	29.472	36.055	277.6	1:51:48.713			
73	2	1:36.625		29.107	30.469	37.049	277.6	2:52:19.064	48	2	1:34.542		29.361	29.507	35.674	278.4	1:53:23.255			
74	2	1:33.373		29.025	28.987	35.361	276.9	2:53:52.437	49	2	1:35.979		29.365	30.642	35.972	279.1	1:54:59.234			
75	2	1:41.891	B	28.986	29.237	43.668	277.6	2:55:34.328	50	2	1:35.080		29.467	29.653	35.960	280.5	1:56:34.314			
28 IDEC Sport 1. Paul LAFARGUE 3. Patrick PILET Oreca 07 - Gibson LMP2 2. Paul Loup CHATIN																				
1	3	10:19.556		9:13.134	30.318	36.104		10:19.556	51	2	2:14.907	B	29.134	30.814	1:14.959	278.4	1:58:49.221			
2	3	1:37.425		30.512	30.663	36.250	280.5	11:56.981	52	2	15:18.511		...	30.758	36.169		2:14:07.732			
3	3	1:36.260		29.635	30.801	35.824	279.8	13:33.241	53	2	1:36.136		29.645	30.144	36.347	276.2	2:15:43.868			
4	3	1:36.606		29.423	29.964	37.219	277.6	15:09.847	54	2	1:34.814		29.243	29.472	36.099	278.4	2:17:18.682			
5	3	1:34.467		29.514	29.453	35.500	274.1	16:44.314	55	2	1:45.138	B	29.299	30.385	45.454	278.4	2:19:03.820			
6	3	1:34.409		29.293	29.800	35.316	282.0	18:18.723	56	1	3:17.144		2:08.427	31.341	37.376		2:22:20.964			
7	3	1:34.476		29.238	29.519	35.719	282.0	19:53.199	57	1	1:39.462		30.334	31.345	37.783	276.9	2:24:00.426			
8	3	1:34.085		29.535	29.367	35.183	282.0	21:27.284	58	1	1:36.302		30.062	30.121	36.119	277.6	2:25:36.728			
9	3	1:35.208		29.376	30.025	35.807		23:02.492	59	1	1:36.108		30.064	30.108	35.936	278.4	2:27:12.836			
10	3	1:35.852		29.354	29.631	36.867	279.8	24:38.344	60	1	1:35.997		29.850	30.172	35.975	278.4	2:28:48.833			
11	3	1:34.001		29.161	29.307	35.533	282.0	26:12.345	61	1	1:41.442	B	29.861	30.153	41.428	280.5	2:30:30.275			
12	3	1:53.102		30.080	47.027	35.995	281.2	28:05.447	62	1	9:09.149		7:57.314	31.432	40.403		2:39:39.424			
13	3	1:35.944		29.476	29.463	37.005	277.6	29:41.391	63	1	1:35.846		30.339	29.796	35.711	277.6	2:41:15.270			
14	3	1:34.173		29.419	29.299	35.455	276.2	31:15.564	64	1	1:35.528		29.971	29.728	35.829	279.8	2:42:50.798			
15	3	1:42.016	B	29.207	31.784	41.025		32:57.580	65	1	1:35.295		29.709	29.860	35.726	280.5	2:44:26.093			
16	2	3:25.969		2:09.724	39.017	37.228		36:23.549	66	1	1:36.634		29.775	30.338	36.521	279.1	2:46:02.727			
17	2	1:34.765		29.659	29.420	35.686	279.1	37:58.314	67	1	1:35.325		29.674	29.894	35.757	277.6	2:47:38.052			
18	2	1:34.452		29.395	29.497	35.560	280.5	39:32.766	68	1	1:37.827		31.037	30.498	36.292	280.5	2:49:15.879			
19	2	1:35.233		29.821	29.423	35.989	283.5	41:07.999	69	1	1:36.636		30.386	29.983	36.267	279.1	2:50:52.515			
20	2	1:36.618		30.554	29.582	36.482		42:44.617	70	1	1:42.819	B	29.882	30.742	42.195	277.6	2:52:35.334			
21	2	1:36.402		30.777	29.424	36.201	279.8	44:21.019	71	1	2:30.606	B	1:19.404	30.287	40.915		2:55:05.940			
22	2	1:33.581		29.033	29.118	35.430	280.5	45:54.600	29 Ultimate 1. Matthieu LAHAYE 3. Gianluca GIRAUDI Oreca 07 - Gibson LMP2 P/A 2. Jean-Baptiste LAHAYE											
1	3	2:08.516			56.805	33.187	38.524	2:08.516												





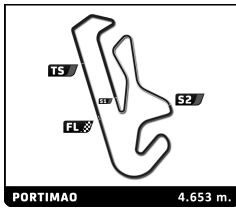
ELMS Collective Test Day
4 Hours of Portimao
Afternoon Test

Sector Analysis

Lap under Red Flag Invalidated Lap Personal Best Session Best Crossing the pit lane

Lap	D	Time	Sector 1	Sector 2	Sector 3	T. Spd	Elapsed	Lap	D	Time	Sector 1	Sector 2	Sector 3	T. Spd	Elapsed
2	3	1:42.652	31.706	32.035	38.911	269.3	3:51.168	55	3	1:39.009	31.085	30.506	37.418	269.3	2:23:50.351
3	3	1:42.081	32.249	31.717	38.115	270.0	5:33.249	56	3	1:37.425	30.449	30.209	36.767	272.0	2:25:27.776
4	3	1:38.622	30.760	30.305	37.557	270.7	7:11.871	57	3	1:36.904	30.122	29.886	36.896	274.1	2:27:04.680
5	3	1:38.355	30.282	30.865	37.208	269.3	8:50.226	58	3	1:37.374	30.710	29.948	36.716	273.4	2:28:42.054
6	3	1:48.059	33.151	31.040	43.868	268.7	10:38.285	59	3	1:39.799	31.034	30.899	37.866	266.0	2:30:21.853
7	3	2:29.183	1:22.306	30.465	36.412		13:07.468	60	3	2:40.386	30.356	52.318	1:17.712	270.7	2:33:02.239
8	3	1:36.376	29.998	30.382	35.996	274.1	14:43.844	61	3	6:49.867	5:39.337	31.581	38.949		2:39:52.106
9	3	1:36.780	29.672	29.966	37.142	274.8	16:20.624	62	3	1:38.916	31.186	30.150	37.580	254.1	2:41:31.022
10	3	1:37.434	30.627	29.613	37.194	272.7	17:58.058	63	3	1:38.692	31.490	30.297	36.905	271.4	2:43:09.714
11	3	1:36.056	30.101	29.776	36.179	272.0	19:34.114	64	3	1:37.939	30.943	30.172	36.824	274.8	2:44:47.653
12	3	1:37.392	30.478	29.716	37.198		21:11.506	65	3	1:36.659	29.897	30.069	36.693	272.0	2:46:24.312
13	3	1:37.953	29.828	30.044	38.081	276.2	22:49.459	66	3	1:36.896	30.309	29.825	36.762	271.4	2:48:01.208
14	3	1:37.076	30.435	29.951	36.690	266.7	24:26.535	67	3	1:36.814	30.215	29.716	36.883	271.4	2:49:38.022
15	3	1:37.221	29.893	30.372	36.956	274.1	26:03.756	68	3	1:38.093	30.246	30.015	37.832	272.7	2:51:16.115
16	3	1:45.125	30.551	30.287	44.287	268.7	27:48.881	69	3	1:37.569	30.628	30.083	36.858	270.0	2:52:53.684
17	2	8:35.696	7:29.455	30.405	35.836		36:24.577	70	3	1:38.264	30.567	30.378	37.319	273.4	2:54:31.948
18	2	1:35.610	30.163	29.787	35.660	276.9	38:00.187	71	3	1:39.436	31.179	30.352	37.905	271.4	2:56:11.384
19	2	1:35.110	29.806	29.785	35.519	273.4	39:35.297	30 Duqueine Team 1. Tristan GOMMENDY 3. Memo ROJAS Oreca 07 - Gibson LMP2 2. Rene BINDER							
20	2	1:35.494	29.880	29.803	35.811	272.7	41:10.791	1	3	2:04.869	56.469	31.625	36.775		2:04.869
21	2	1:35.698	29.720	29.808	36.170	274.1	42:46.489	2	3	1:36.568	30.845	29.824	35.899	282.0	3:41.437
22	2	1:45.225	30.148	30.029	45.048	274.8	44:31.714	3	3	1:36.580	29.869	29.973	36.738	277.6	5:18.017
23	2	11:07.674	...	29.709	35.765		55:39.388	4	3	1:36.112	30.375	29.906	35.831	281.2	6:54.129
24	2	1:35.433	29.736	29.607	36.090	272.0	57:14.821	5	3	1:35.705	29.784	29.808	36.113	283.5	8:29.834
25	2	1:34.723	29.817	29.679	35.227	270.7	58:49.544	6	3	1:36.149	29.894	30.379	35.876	281.2	10:05.983
26	2	1:35.336	30.246	29.574	35.516	274.8	1:00:24.880	7	3	1:36.908	29.953	30.657	36.298	285.0	11:42.891
27	2	1:34.383	29.625	29.416	35.342	273.4	1:01:59.263	8	3	1:35.330	29.739	29.793	35.798	282.0	13:18.221
28	2	1:34.319	29.477	29.467	35.375	275.5	1:03:33.582	9	3	1:35.882	29.700	30.238	35.944	280.5	14:54.103
29	2	1:37.002	29.438	30.895	36.669	276.2	1:05:10.584	10	3	1:35.206	29.599	29.877	35.730	280.5	16:29.309
30	2	1:34.836	29.338	29.725	35.773	276.2	1:06:45.420	11	3	1:35.411	29.659	29.590	36.162	284.2	18:04.720
31	2	1:41.182	29.856	29.972	41.354	274.1	1:08:26.602	12	3	1:42.260	29.836	30.600	41.824	277.6	19:46.980
32	2	16:47.638	...	29.891	36.038		1:25:14.240	13	3	3:03.348	1:57.474	30.074	35.800		22:50.328
33	2	1:38.700	32.625	29.955	36.120	269.3	1:26:52.940	14	3	1:40.599	30.292	33.215	37.092	279.1	24:30.927
34	2	1:35.073	29.592	29.582	35.899	271.4	1:28:28.013	15	3	1:35.381	29.627	30.178	35.576	279.8	26:06.308
35	2	1:34.866	29.485	29.956	35.425	272.7	1:30:02.879	16	3	1:35.100	29.761	29.276	36.063		27:41.408
36	2	1:35.916	29.807	29.826	36.283	274.8	1:31:38.795	17	3	1:35.607	29.611	29.950	36.046	279.8	29:17.015
37	2	1:43.178	29.478	29.845	43.855	276.2	1:33:21.973	18	3	1:34.957	29.661	29.561	35.735		30:51.972
38	1	3:28.235	2:21.736	30.339	36.160		1:36:50.208	19	3	1:34.976	29.451	29.745	35.780	279.1	32:26.948
39	1	1:35.455	29.655	29.856	35.944	272.7	1:38:25.663	20	3	1:36.545	29.595	30.681	36.269	283.5	34:03.493
40	1	1:35.594	29.932	29.695	35.967	272.7	1:40:01.257	21	3	1:42.425	30.312	30.116	41.997	278.4	35:45.918
41	1	1:35.906	29.690	29.821	36.395	273.4	1:41:37.163	22	1	3:23.311	2:17.188	30.304	35.819		39:09.229
42	1	1:39.230	31.174	31.215	36.841	277.6	1:43:16.393	23	1	1:34.944	29.625	29.673	35.646	281.2	40:44.173
43	1	1:34.577	29.471	29.391	35.715	273.4	1:44:50.970	24	1	1:35.679	29.603	30.581	35.495	279.1	42:19.852
44	1	1:34.271	29.220	29.333	35.718	274.8	1:46:25.241	25	1	1:34.800	29.485	29.528	35.787	280.5	43:54.652
45	1	1:41.794	29.481	30.480	41.833	276.2	1:48:07.035	26	1	1:34.289	29.552	29.326	35.411	277.6	45:28.941
46	1	4:02.534	2:56.918	29.841	35.775		1:52:09.569	27	1	1:34.414	29.423	29.325	35.666		47:03.355
47	1	1:34.656	29.484	29.298	35.874	273.4	1:53:44.225	28	1	1:34.233	29.280	29.314	35.639	282.0	48:37.588
48	1	1:34.294	29.318	29.449	35.527	274.8	1:55:18.519	29	1	1:41.788	29.313	30.674	41.801	282.0	50:19.376
49	1	1:36.527	29.541	29.926	37.060	274.8	1:56:55.046	30	2	7:53.159	6:44.735	32.317	36.107		58:12.535
50	1	2:50.762	33.200	1:00.482	1:17.080	274.1	1:59:45.808	31	2	1:36.551	29.758	29.720	37.073	278.4	59:49.086
51	3	16:08.730	...	32.696	38.316		2:15:54.538	32	2	1:36.102	30.554	29.648	35.900	278.4	1:01:25.188
52	3	2:53.528	31.128	30.704	1:51.696	266.0	2:18:48.066	33	2	1:34.561	29.363	29.663	35.535	277.6	1:02:59.749
53	3	1:43.322	33.608	31.197	38.517	257.8	2:20:31.388								
54	3	1:39.954	31.129	31.072	37.753	264.7	2:22:11.342								





ELMS Collective Test Day
4 Hours of Portimao
Afternoon Test

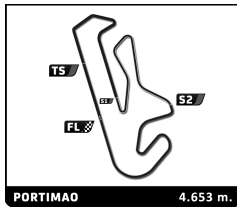
Sector Analysis

Lap under Red Flag Invalidated Lap Personal Best Session Best B Crossing the pit lane

Lap	D	Time	Sector 1	Sector 2	Sector 3	T. Spd	Elapsed	Lap	D	Time	Sector 1	Sector 2	Sector 3	T. Spd	Elapsed		
34	2	1:41.867	B	29.623	30.061	42.183	280.5	1:04:41.616	11	2	1:33.561	28.983	28.917	35.661	25:58.000		
35	2	18:29.718	...	31.333	37.233			1:23:11.334	12	2	1:34.958	29.838	29.721	35.399	274.8	27:32.958	
36	2	1:34.760		29.584	29.512	35.664	276.2	1:24:46.094	13	2	1:33.215	29.017	29.129	35.069	280.5	29:06.173	
37	2	1:35.287		29.439	29.397	36.451	276.9	1:26:21.381	14	2	1:41.141	B	29.340	29.651	42.150	30:47.314	
38	2	1:35.810		30.412	29.469	35.929	274.8	1:27:57.191	15	1	6:40.868	5:34.764	29.964	36.140	37:28.182		
39	2	1:35.735		29.309	30.157	36.269	279.1	1:29:32.926	16	1	1:35.742	29.730	30.103	35.909	279.1	39:03.924	
40	2	1:41.682	B	30.007	29.587	42.088	278.4	1:31:14.608	17	1	1:36.044	29.298	29.738	37.008	278.4	40:39.968	
41	2	6:16.293	5:10.357	30.200	35.736			1:37:30.901	18	1	1:35.432	29.732	29.607	36.093	276.9	42:15.400	
42	2	1:34.875		29.438	29.441	35.996	278.4	1:39:05.776	19	1	1:34.597	29.513	29.316	35.768	282.0	43:49.997	
43	2	1:35.874		29.582	30.524	35.768	278.4	1:40:41.650	20	1	1:34.445	29.454	29.242	35.749	279.8	45:24.442	
44	2	1:34.510		29.635	29.390	35.485	280.5	1:42:16.160	21	1	1:34.432	29.366	29.394	35.672	278.4	46:58.874	
45	2	1:35.134		29.242	29.403	36.489	279.8	1:43:51.294	22	1	1:35.079	29.427	29.451	36.201	279.1	48:33.953	
46	2	1:35.712		29.397	30.575	35.740	276.2	1:45:27.006	23	1	1:34.496	29.372	29.522	35.602	282.0	50:08.449	
47	2	1:33.920		29.250	29.267	35.403	280.5	1:47:00.926	24	1	1:36.279	30.398	29.708	36.173	284.2	51:44.728	
48	2	1:41.700	B	29.309	29.912	42.479	279.8	1:48:42.626	25	1	1:34.431	29.283	29.494	35.654	279.8	53:19.159	
49	1	2:55.952	1:49.719	30.042	36.191			1:51:38.578	26	1	1:34.751	29.160	29.777	35.814	282.7	54:53.910	
50	1	1:35.510		29.608	29.900	36.002	274.1	1:53:14.088	27	1	1:34.903	29.751	29.739	35.413	282.0	56:28.813	
51	1	1:34.496		29.183	29.523	35.790	277.6	1:54:48.584	28	1	1:35.912	29.398	30.170	36.344	279.1	58:04.725	
52	1	1:34.841		29.353	29.493	35.995	278.4	1:56:23.425	29	1	1:34.816	29.656	29.648	35.512	277.6	59:39.541	
53	1	2:09.010	B	29.286	29.416	1:10.308	278.4	1:58:32.435	30	1	1:35.029	29.451	29.802	35.776	279.1	1:01:14.570	
54	3	16:48.051	...	31.520	36.641			2:15:20.486	31	1	1:34.068	29.354	29.377	35.337	279.1	1:02:48.638	
55	3	1:36.965		30.119	30.431	36.415	275.5	2:16:57.451	32	1	1:34.806	30.041	29.322	35.443	279.1	1:04:23.444	
56	3	1:36.139		30.146	30.072	35.921	279.1	2:18:33.590	33	1	1:34.526	29.336	29.418	35.772	279.8	1:05:57.970	
57	3	1:37.308		30.378	30.528	36.402	278.4	2:20:10.898	34	1	1:33.960	29.362	29.161	35.437	280.5	1:07:31.930	
58	3	1:36.334		30.039	30.379	35.916	276.2	2:21:47.232	35	1	1:34.996	29.603	29.771	35.622	281.2	1:09:06.926	
59	3	1:35.098		29.790	29.659	35.649	279.1	2:23:22.330	36	1	1:34.416	29.795	29.314	35.307	282.7	1:10:41.342	
60	3	1:35.447		29.723	29.787	35.937	280.5	2:24:57.777	37	1	1:34.306	29.275	29.510	35.521	280.5	1:12:15.648	
61	3	1:36.560		30.711	30.123	35.726	280.5	2:26:34.337	38	1	1:34.489	29.625	29.334	35.530	279.8	1:13:50.137	
62	3	1:36.763		29.786	30.718	36.259	279.8	2:28:11.100	39	1	1:35.250	29.704	29.570	35.976	279.8	1:15:25.387	
63	3	1:35.863		29.565	29.924	36.374	279.1	2:29:46.963	40	1	1:34.127	29.289	29.272	35.566	279.1	1:16:59.514	
64	3	2:10.529	B	29.829	30.967	1:09.733	276.2	2:31:57.492	41	1	1:34.605	29.029	30.211	35.365	279.8	1:18:34.119	
65	2	7:52.762	6:41.824	32.589	38.349			2:39:50.254	42	1	1:39.233	B	29.332	29.298	40.603	279.1	1:20:13.352
66	2	1:33.936		29.186	29.322	35.428	281.2	2:41:24.190	43	3	9:57.286	8:49.621	31.441	36.224	1:30:10.638		
67	2	1:33.674		29.243	29.270	35.161	282.7	2:42:57.864	44	3	1:35.921	30.002	29.916	36.003	276.9	1:31:46.559	
68	2	1:40.045		29.595	32.242	38.208	283.5	2:44:37.909	45	3	1:36.188	29.708	30.415	36.065	279.8	1:33:22.747	
69	2	1:33.698		28.945	29.051	35.702	279.8	2:46:11.607	46	3	1:36.142	29.764	30.413	35.965	279.1	1:34:58.889	
70	2	1:35.946		29.129	29.332	37.485	278.4	2:47:47.553	47	3	1:35.978	29.449	30.170	36.359	280.5	1:36:34.867	
71	2	1:34.441		29.546	29.467	35.428	274.8	2:49:21.994	48	3	1:35.830	29.992	30.003	35.835	279.8	1:38:10.697	
72	2	1:36.267		29.054	29.955	37.258	281.2	2:50:58.261	49	3	1:35.388	29.577	29.918	35.893	279.1	1:39:46.085	
73	2	1:43.408	B	29.638	30.015	43.755	271.4	2:52:41.669	50	3	1:35.599	29.978	29.764	35.857	279.8	1:41:21.684	

32	United Autosports		Oreca 07 - Gibson					
	1. Job VAN UITERT	3. Manuel MALDONADO	LMP2					
	2. Nicolas JAMIN							
1	2	1:53.460	45.578	31.309	36.573		1:53.460	
2	2	1:34.670	29.479	29.268	35.923	278.4	3:28.130	
3	2	1:35.171	29.434	29.319	36.418	282.0	5:03.301	
4	2	1:35.143	29.323	29.479	36.341	279.8	6:38.444	
5	2	1:40.958	B	30.338	29.177	41.443	279.1	8:19.402
6	2	4:53.543	3:47.538	29.713	36.292		13:12.945	
7	2	1:33.577	29.036	29.318	35.223	282.0	14:46.522	
8	2	1:40.631	28.955	29.294	42.382	285.0	16:27.153	
9	2	1:40.700	B	29.078	29.877	41.745	282.7	18:07.853
10	2	6:16.586	5:11.053	29.271	36.262		24:24.439	





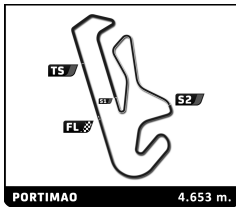
ELMS Collective Test Day
4 Hours of Portimao
Afternoon Test

Sector Analysis

Lap under Red Flag Invalidated Lap Personal Best Session Best Crossing the pit lane

Lap	D	Time	Sector 1	Sector 2	Sector 3	T. Spd	Elapsed	Lap	D	Time	Sector 1	Sector 2	Sector 3	T. Spd	Elapsed
64	3	1:37.795	31.097	30.079	36.619	279.8	2:20:31.240	34	2	1:34.489	29.204	29.211	36.074	281.2	1:22:26.950
65	3	1:36.319	30.704	29.731	35.884	278.4	2:22:07.559	35	2	1:38.722	29.194	29.409	40.119	280.5	1:24:05.672
66	3	1:34.765	29.455	29.522	35.788	280.5	2:23:42.324	36	2	1:35.372	29.290	29.515	36.567	281.2	1:25:41.044
67	3	1:34.776	29.331	29.758	35.687	281.2	2:25:17.100	37	2	1:35.505	29.198	29.326	36.981	280.5	1:27:16.549
68	3	1:34.326	29.277	29.540	35.509	282.0	2:26:51.426	38	2	1:42.506 B	29.489	30.705	42.312	277.6	1:28:59.055
69	3	1:34.422	29.291	29.525	35.606	281.2	2:28:25.848	39	1	4:39.888	3:31.544	31.302	37.042		1:33:38.943
70	3	1:35.051	29.732	29.790	35.529	281.2	2:30:00.899	40	1	1:37.474	30.154	30.417	36.903	273.4	1:35:16.417
71	3	6:26.118 B	33.503	48.349	5:04.266	281.2	2:36:27.017	41	1	1:38.720	31.500	30.329	36.891	276.2	1:36:55.137
72	3	7:06.510	5:54.162	33.676	38.672		2:43:33.527	42	1	1:36.721	30.314	30.067	36.340	273.4	1:38:31.858
73	3	1:39.525	31.999	30.937	36.589	269.3	2:45:13.052	43	1	1:36.870	30.076	30.012	36.782	275.5	1:40:08.728
74	3	1:37.785	30.135	30.084	37.566	276.9	2:46:50.837	44	1	1:38.025	30.693	29.921	37.411	266.7	1:41:46.753
75	3	1:36.867	30.175	29.988	36.704	274.8	2:48:27.704	45	1	1:36.250	30.087	29.733	36.430	276.2	1:43:23.003
76	3	1:36.977	30.215	30.017	36.745	275.5	2:50:04.681	46	1	1:39.194	30.592	31.282	37.320	278.4	1:45:02.197
77	3	1:35.037	29.534	29.708	35.795	275.5	2:51:39.718	47	1	1:37.246	30.235	30.417	36.594	276.2	1:46:39.443
78	3	1:34.778	29.489	29.495	35.794	278.4	2:53:14.496	48	1	1:36.526	30.046	30.007	36.473	276.9	1:48:15.969
79	3	1:35.309	29.565	29.858	35.886	279.8	2:54:49.805	49	1	1:36.048	29.978	29.872	36.198	278.4	1:49:52.017
80	3	1:35.936	29.684	29.957	36.295	281.2	2:56:25.741	50	1	1:47.897 B	31.063	31.953	44.881	280.5	1:51:39.914
34 Racing Team Turkey 1. Salih YOLUC 2. Charlie EASTWOOD 3. Harry TINCKNELL Oreca 07 - Gibson LMP2 P/A								51 3 5:55.602 4:46.382 30.582 38.638 1:57:35.516							
1	3	1:56.437	48.228	31.779	36.430		1:56.437	52	3	3:11.667 B	55.395	59.272	1:17.000	188.2	2:00:47.183
2	3	1:35.897	30.367	29.706	35.824	282.0	3:32.334	53	3	15:00.641	...	30.637	36.313		2:15:47.824
3	3	1:35.182	29.656	29.924	35.602	281.2	5:07.516	54	3	1:35.900	29.761	29.713	36.426	276.9	2:17:23.724
4	3	1:35.104	29.405	29.763	35.936	279.1	6:42.620	55	3	1:35.625	30.217	29.490	35.918	276.9	2:18:59.349
5	3	1:33.971	29.266	29.474	35.231	279.8	8:16.591	56	3	1:33.980	29.298	29.240	35.442	278.4	2:20:33.329
6	3	1:40.492 B	29.123	30.097	41.272	284.2	9:57.083	57	3	1:36.141	29.432	30.507	36.202	279.8	2:22:09.470
7	3	7:10.681	6:00.676	30.309	39.696		17:07.764	58	3	1:33.777	29.162	29.342	35.273	279.8	2:23:43.247
8	3	1:33.675	29.149	29.032	35.494	276.2	18:41.439	59	3	1:36.164	29.124	29.470	37.570	281.2	2:25:19.411
9	3	1:35.695	29.249	29.640	36.806		20:17.134	60	3	1:33.432	29.115	29.179	35.138	281.2	2:26:52.843
10	3	1:33.330	29.130	29.198	35.002	282.0	21:50.464	61	3	1:40.193 B	29.264	29.150	41.779	280.5	2:28:33.036
11	3	1:40.898 B	29.281	29.899	41.718	282.0	23:31.362	62	1	10:27.927	9:18.355	31.353	38.219		2:39:00.963
12	3	7:42.224	6:35.152	29.747	37.325		31:13.586	63	1	1:37.012	30.372	30.459	36.181	273.4	2:40:37.975
13	3	1:34.620	29.217	29.096	36.307	279.1	32:48.206	64	1	1:36.190	29.719	30.389	36.082	277.6	2:42:14.165
14	3	1:35.958	29.219	29.261	37.478	275.5	34:24.164	65	1	1:37.499	29.824	30.204	37.471	280.5	2:43:51.664
15	3	1:33.259	29.005	29.299	34.955		35:57.423	66	1	1:39.223	29.931	30.418	38.874	279.1	2:45:30.887
16	3	1:42.069 B	29.663	30.639	41.767	281.2	37:39.492	67	1	1:43.950 B	30.198	29.738	44.014	273.4	2:47:14.837
17	2	4:34.325	3:24.785	30.856	38.684		42:13.817	68	2	8:02.303	6:55.757	30.588	35.958		2:55:17.140
18	2	1:34.240	29.260	29.636	35.344		43:48.057	35 BHK Motorsport 1. Francesco DRACONE 2. Sergio CAMPANA 3. Markus POMMER Oreca 07 - Gibson LMP2							
19	2	1:33.345	29.033	29.169	35.143	279.1	45:21.402	1	2	1:58.763	50.574	31.711	36.478		1:58.763
20	2	1:41.276 B	29.529	30.392	41.355	276.9	47:02.678	2	2	1:36.536	29.758	30.485	36.293	280.5	3:35.299
21	2	3:34.678	2:29.567	29.699	35.412		50:37.356	3	2	1:34.315	29.352	29.289	35.674	285.7	5:09.614
22	2	1:33.626	29.172	29.091	35.363	276.9	52:10.982	4	2	1:34.764	29.225	30.148	35.391	285.7	6:44.378
23	2	1:36.027	30.358	29.876	35.793	285.0	53:47.009	5	2	1:37.567	31.163	29.891	36.513	288.0	8:21.945
24	2	1:42.861 B	29.877	30.043	42.941	277.6	55:29.870	6	2	1:34.242	29.360	29.324	35.558	280.5	9:56.187
25	2	3:54.878	2:49.609	29.715	35.554		59:24.748	7	2	1:47.700 B	31.501	30.274	45.925	284.2	11:43.887
26	2	1:33.418	29.071	29.200	35.147	279.1	1:00:58.166	8	3	8:33.991	7:22.491	32.033	39.467		20:17.878
27	2	1:33.363	29.091	29.234	35.038	279.1	1:02:31.529	9	3	1:43.246	32.754	31.261	39.231	282.0	22:01.124
28	2	1:44.672 B	31.979	30.091	42.602	265.4	1:04:16.201	10	3	1:37.400	30.134	30.284	36.982		23:38.524
29	2	3:35.589	2:38.329	30.897	36.363		1:07:51.790	11	3	1:37.014	30.256	30.314	36.444		25:15.538
30	2	1:33.433	28.975	29.167	35.291	279.1	1:09:25.223	12	3	1:39.297	32.071	30.463	36.763	268.7	26:54.835
31	2	1:35.341	29.122	29.318	36.901	282.0	1:11:00.564	13	3	1:36.505	30.299	30.222	35.984		28:31.340
32	2	1:52.487 B	32.708	33.266	46.513	282.0	1:12:53.051	14	3	1:36.915	29.938	31.044	35.933	282.7	30:08.255
33	2	7:59.410	6:53.719	30.521	35.170		1:20:52.461	15	3	1:37.011	30.348	30.756	35.907		31:45.266



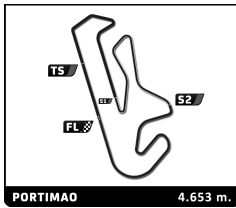


ELMS Collective Test Day
4 Hours of Portimao
Afternoon Test

Sector Analysis

Lap under Red Flag							Invalidated Lap		Personal Best		Session Best		B Crossing the pit lane			
Lap	D	Time	Sector 1	Sector 2	Sector 3	T. Spd	Elapsed	Lap	D	Time	Sector 1	Sector 2	Sector 3	T. Spd	Elapsed	
16	3	1:37.262	30.028	31.393	35.841		33:22.528	69	2	1:36.295	29.888	30.121	36.286	278.4	2:52:41.434	
17	3	1:38.448	30.259	30.749	37.440	285.0	35:00.976	70	2	1:35.909	29.814	30.176	35.919	278.4	2:54:17.343	
18	3	1:36.168	30.285	30.163	35.720	282.0	36:37.144	71	2	1:35.754	29.727	29.968	36.059	277.6	2:55:53.097	
19	3	1:37.091	29.794	29.949	37.348	284.2	38:14.235	37 COOL Racing							Oreca 07 - Gibson	
20	3	1:37.177	30.212	30.275	36.690		39:51.412	1. Alexandre COIGNY							LMP2 P/A	
21	3	1:35.873	30.010	29.971	35.892	280.5	41:27.285	2. Nicolas LAPIERRE								
22	3	1:36.707	29.833	29.994	36.880		43:03.992	1	3	6:08.860	5:01.110	29.871	37.879		6:08.860	
23	3	1:35.625	29.870	29.901	35.854		44:39.617	2	3	1:34.150	29.416	29.651	35.083	278.4	7:43.010	
24	3	1:39.636	32.045	31.501	36.090	284.2	46:19.253	3	3	1:35.625	29.920	29.771	35.934	279.8	9:18.635	
25	3	1:36.092	30.029	30.163	35.900	282.7	47:55.345	4	3	1:37.403	29.674	30.351	37.378	285.7	10:56.038	
26	3	1:37.245	30.750	30.104	36.391	286.5	49:32.590	5	3	1:40.993	29.129	31.689	40.175	286.5	12:37.031	
27	3	1:37.425	31.105	30.284	36.036	281.2	51:10.015	6	3	1:33.616	29.323	29.103	35.190	282.0	14:10.647	
28	3	1:36.517	30.206	30.402	35.909	281.2	52:46.532	7	3	1:39.177 B	29.278	29.305	40.594		15:49.824	
29	3	1:35.834	29.663	30.191	35.980	282.7	54:22.366	8	3	8:29.798	7:17.629	31.081	41.088		24:19.622	
30	3	1:36.617	30.954	29.995	35.668	281.2	55:58.983	9	3	1:34.353	29.211	29.718	35.424	283.5	25:53.975	
31	3	1:36.066	30.428	30.127	35.511	282.7	57:35.049	10	3	1:34.707	30.632	29.004	35.071	280.5	27:28.682	
32	3	1:36.831	30.931	30.190	35.710	282.0	59:11.880	11	3	1:33.315	29.268	29.110	34.937		29:01.997	
33	3	1:35.849	29.894	30.015	35.940	282.7	1:00:47.729	12	3	1:39.297 B	29.261	29.508	40.528		30:41.294	
34	3	1:36.800	30.596	30.359	35.845	284.2	1:02:24.529	13	3	10:53.129	9:46.039	29.646	37.444		41:34.423	
35	3	1:37.691	31.752	30.013	35.926	279.1	1:04:02.220	14	3	1:33.326	29.290	28.794	35.242	277.6	43:07.749	
36	3	1:42.885 B	30.185	30.290	42.410	282.7	1:05:45.105	15	3	1:38.723	30.760	29.894	38.069		44:46.472	
37	1	14:41.378	...	31.700	37.267		1:20:26.483	16	3	1:35.026	29.131	29.576	36.319	278.4	46:21.498	
38	1	1:37.417	30.880	30.210	36.327	274.1	1:22:03.900	17	3	1:40.218 B	29.493	30.143	40.582	280.5	48:01.716	
39	1	1:38.667	30.699	30.807	37.161	277.6	1:23:42.567	18	3	3:38.416	2:33.665	29.267	35.484		51:40.132	
40	1	1:40.356	31.085	31.677	37.594	275.5	1:25:22.923	19	3	1:33.437	29.171	28.877	35.389	282.0	53:13.569	
41	1	1:38.748	30.637	30.697	37.414	274.8	1:27:01.671	20	3	1:33.838	29.593	29.246	34.999	282.7	54:47.407	
42	1	1:37.718	30.607	30.403	36.708	274.8	1:28:39.389	21	3	1:33.920	29.170	29.602	35.148	281.2	56:21.327	
43	1	1:37.278	30.494	30.457	36.327	277.6	1:30:16.667	22	3	1:41.708 B	29.387	29.223	43.098	278.4	58:03.035	
44	1	1:47.949 B	31.274	31.860	44.815	279.8	1:32:04.616	23	3	50:11.134	...	39.518	36.199		1:48:14.169	
45	1	9:15.812	8:06.789	32.219	36.804		1:41:20.428	24	3	1:35.251	29.098	29.061	37.092	279.8	1:49:49.420	
46	1	1:36.180	30.175	30.087	35.918	276.9	1:42:56.608	25	3	1:34.292	29.489	29.148	35.655	270.7	1:51:23.712	
47	1	1:38.374	30.791	31.252	36.331	280.5	1:44:34.982	26	3	1:33.062	29.121	28.893	35.048	278.4	1:52:56.774	
48	1	1:42.002	30.615	32.337	39.050	282.0	1:46:16.984	27	3	1:40.003 B	29.171	28.772	42.060	279.1	1:54:36.777	
49	1	1:36.985	30.787	30.136	36.062	274.1	1:47:53.969	28	1	5:04.841 B	2:48.178	59.345	1:17.318		1:59:41.618	
50	1	1:37.303	30.022	30.942	36.339	281.2	1:49:31.272	29	1	14:30.446	...	38.528	42.062		2:14:12.064	
51	1	1:36.980	30.492	30.452	36.036	279.8	1:51:08.252	30	1	1:47.925	34.917	33.824	39.184	268.7	2:15:59.989	
52	1	1:45.339 B	31.019	30.556	43.764	281.2	1:52:53.591	31	1	1:42.307	32.166	31.476	38.665	274.1	2:17:42.296	
53	1	22:15.698	...	31.547	36.778		2:15:09.289	32	1	1:38.717	31.305	30.463	36.949	271.4	2:19:21.013	
54	1	1:47.626	30.208	30.266	47.152	275.5	2:16:56.915	33	1	1:37.282	30.652	30.216	36.414	276.9	2:20:58.295	
55	1	1:38.535	31.350	30.255	36.930	274.8	2:18:35.450	34	1	1:36.848	30.214	30.033	36.601	276.9	2:22:35.143	
56	1	1:37.572	30.227	30.388	36.957	278.4	2:20:13.022	35	1	1:37.416	30.595	30.523	36.298	279.8	2:24:12.559	
57	1	1:41.272	30.083	32.477	38.712	278.4	2:21:54.294	36	1	1:36.498	30.396	29.753	36.349	282.0	2:25:49.057	
58	1	1:36.640	30.420	30.250	35.970	274.8	2:23:30.934	37	1	1:35.692	29.909	29.822	35.961	277.6	2:27:24.749	
59	1	1:35.745	29.843	29.769	36.133	280.5	2:25:06.679	38	1	1:35.697	29.910	29.708	36.079	278.4	2:29:00.446	
60	1	1:45.547 B	30.038	30.998	44.511	281.2	2:26:52.226	39	1	1:36.083	29.819	29.754	36.510	279.1	2:30:36.529	
61	2	12:59.989	...	30.780	37.850		2:39:52.215	40	1	3:12.568 B	56.300	58.911	1:17.357	153.8	2:33:49.097	
62	2	1:36.644	30.362	29.784	36.498	274.8	2:41:28.859	41	2	5:46.155	4:37.002	31.340	37.813		2:39:35.252	
63	2	1:37.819	30.318	31.004	36.497	281.2	2:43:06.678	42	2	1:33.862	29.463	29.186	35.213	278.4	2:41:09.114	
64	2	1:35.774	29.832	30.048	35.894	282.0	2:44:42.452	43	2	1:33.398	29.164	29.002	35.232	278.4	2:42:42.512	
65	2	1:35.282	29.994	29.699	35.589	279.8	2:46:17.734	44	2	1:33.678	29.254	29.172	35.252	282.0	2:44:16.190	
66	2	1:35.439	29.745	29.931	35.763	278.4	2:47:53.173	45	2	1:35.393	29.237	29.412	36.744	280.5	2:45:51.583	
67	2	1:36.549	29.837	30.082	36.630	278.4	2:49:29.722	46	2	1:33.707	29.212	29.167	35.328	279.1	2:47:25.290	
68	2	1:35.417	29.782	29.760	35.875	281.2	2:51:05.139	47	2	1:34.588	29.255	29.690	35.643	279.8	2:48:59.878	



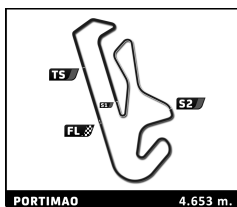


ELMS Collective Test Day
4 Hours of Portimao
Afternoon Test

Sector Analysis

Lap under Red Flag											Invalidated Lap	Personal Best	Session Best	B Crossing the pit lane	
Lap	D	Time	Sector 1	Sector 2	Sector 3	T. Spd	Elapsed	Lap	D	Time	Sector 1	Sector 2	Sector 3	T. Spd	Elapsed
48	2	1:34.341	29.028	29.663	35.650	279.8	2:50:34.219	48	1	1:36.745	29.680	30.439	36.626	276.2	1:41:32.509
49	2	1:33.684	29.057	29.146	35.481	279.1	2:52:07.903	49	1	1:35.103	29.757	29.579	35.767	275.5	1:43:07.612
50	2	1:42.084	29.546	30.292	42.246	279.8	2:53:49.987	50	1	1:34.720	29.569	29.592	35.559	276.2	1:44:42.332
39 Graff Orega 07 - Gibson 1.Vincent CAPILLAIRE 3.Arnold ROBIN LMP2 P/A 2.Maxime ROBIN															
1	2	1:56.058	44.032	32.821	39.205		1:56.058	51	1	1:45.057	29.832	30.830	44.395	278.4	1:46:27.389
2	2	1:41.611	31.476	31.287	38.848	276.9	3:37.669	52	3	3:36.664	2:26.888	32.034	37.742		1:50:04.053
3	2	1:40.179	30.912	31.534	37.733	276.2	5:17.848	53	3	1:37.843	30.558	30.352	36.933	272.0	1:51:41.896
4	2	1:38.804	31.385	30.476	36.943	280.5	6:56.652	54	3	1:38.692	30.530	30.246	37.916	275.5	1:53:20.588
5	2	1:37.769	30.355	30.639	36.775	276.2	8:34.421	55	3	1:39.801	31.655	31.302	36.844	272.7	1:55:00.389
6	2	1:39.612	30.755	31.776	37.081	282.7	10:14.033	56	3	1:42.262	33.672	30.900	37.690	274.8	1:56:42.651
7	2	1:41.158	32.305	31.012	37.841	279.1	11:55.191	57	3	2:45.249	30.810	56.906	1:17.533	274.1	1:59:27.900
8	2	1:46.653	30.988	31.121	44.544	275.5	13:41.844	58	3	16:32.381	...	32.729	39.007		2:16:00.281
9	3	6:57.205	5:48.643	30.875	37.687		20:39.049	59	3	1:42.192	32.538	31.255	38.399	262.8	2:17:42.473
10	3	1:37.774	30.759	30.311	36.704	276.2	22:16.823	60	3	1:39.464	31.650	30.525	37.289	268.7	2:19:21.937
11	3	1:37.998	30.703	30.400	36.895	279.1	23:54.821	61	3	1:38.348	30.612	30.911	36.825	274.1	2:21:00.285
12	3	1:37.783	30.756	30.174	36.853	274.8	25:32.604	62	3	1:37.303	30.287	30.026	36.990	272.7	2:22:37.588
13	3	1:41.153	30.827	31.584	38.742	279.1	27:13.757	63	3	1:38.657	30.585	31.040	37.032	274.8	2:24:16.245
14	3	1:38.279	30.550	30.514	37.215	277.6	28:52.036	64	3	1:37.041	30.314	29.863	36.864	275.5	2:25:53.286
15	3	1:38.940	30.666	30.935	37.339	273.4	30:30.976	65	3	1:38.520	30.140	30.408	37.972	275.5	2:27:31.806
16	3	1:39.142	30.516	30.392	38.234		32:10.118	66	3	1:37.102	30.295	30.141	36.666	272.7	2:29:08.908
17	3	1:45.387	30.439	30.801	44.147	273.4	33:55.505	67	3	1:50.226	30.351	29.999	49.876	274.8	2:30:59.134
18	3	3:04.149	1:56.464	30.461	37.224		36:59.654	68	1	8:46.531	7:37.533	31.230	37.768		2:39:45.665
19	3	1:36.660	30.057	29.898	36.705	279.1	38:36.314	69	1	1:36.270	30.154	30.040	36.076	278.4	2:41:21.935
20	3	1:38.377	31.960	29.894	36.523		40:14.691	70	1	1:35.364	29.734	30.095	35.535	276.9	2:42:57.299
21	3	1:36.240	30.152	29.820	36.268	278.4	41:50.931	71	1	1:35.167	29.638	29.603	35.926	277.6	2:44:32.466
22	3	1:36.373	29.988	29.805	36.580	280.5	43:27.304	72	1	1:42.831	29.432	29.646	43.753	276.9	2:46:15.297
23	3	1:37.128	29.888	30.766	36.474	282.0	45:04.432	73	1	3:39.520	2:30.496	31.679	37.345		2:49:54.817
24	3	1:43.577	30.232	29.815	43.530	276.2	46:48.009	74	1	1:35.820	29.869	29.585	36.366	274.8	2:51:30.637
25	1	3:18.506	2:11.308	30.233	36.965		50:06.515	75	1	1:34.873	29.821	29.400	35.652	273.4	2:53:05.510
26	1	1:39.731	32.356	31.080	36.295	282.0	51:46.246	76	1	1:34.916	29.852	29.462	35.602	274.8	2:54:40.426
27	1	1:36.281	29.823	30.321	36.137	282.7	53:22.527	77	1	1:34.825	29.442	29.244	36.139	276.2	2:56:15.251
28	1	1:36.215	29.742	29.906	36.567	281.2	54:58.742	41 Team WRT Orega 07 - Gibson 1.Robert KUBICA 3.Yifei YE LMP2 2.Louis DELETRAZ							
29	1	1:35.865	29.634	30.047	36.184	280.5	56:34.607	1	1	1:52.186	44.507	31.532	36.147		1:52.186
30	1	1:44.138	30.210	30.514	43.414	280.5	58:18.745	2	1	1:34.438	29.250	29.435	35.753	279.8	3:26.624
31	1	7:21.416	6:13.621	31.300	36.495		1:05:40.161	3	1	1:33.629	29.133	29.378	35.118	284.2	5:00.253
32	1	1:36.963	30.440	30.319	36.204	276.9	1:07:17.124	4	1	1:34.167	29.178	29.374	35.615	285.0	6:34.420
33	1	1:35.989	30.006	30.010	35.973	275.5	1:08:53.113	5	1	1:34.315	28.896	29.693	35.726	279.1	8:08.735
34	1	1:37.060	29.915	30.930	36.215	276.9	1:10:30.173	6	1	1:33.586	29.055	29.153	35.378	284.2	9:42.321
35	1	1:35.761	29.936	29.754	36.071	274.8	1:12:05.934	7	1	1:33.437	29.039	29.209	35.189	282.0	11:15.758
36	1	1:44.514	29.605	31.122	43.787	275.5	1:13:50.448	8	1	1:40.253	29.319	29.804	41.130	279.1	12:56.011
37	2	3:30.759	2:21.795	31.841	37.123		1:17:21.207	9	1	9:02.148	7:55.722	30.299	36.127		21:58.159
38	2	1:39.010	30.962	30.734	37.314	273.4	1:19:00.217	10	1	1:33.818	29.205	29.293	35.320	278.4	23:31.977
39	2	1:38.524	30.884	30.997	36.643	271.4	1:20:38.741	11	1	1:34.536	29.714	29.320	35.502	281.2	25:06.513
40	2	1:38.269	30.540	30.798	36.931	275.5	1:22:17.010	12	1	1:34.362	29.015	29.108	36.239	282.0	26:40.875
41	2	1:38.959	31.286	31.059	36.614	274.1	1:23:55.969	13	1	1:34.378	29.074	29.471	35.833	274.1	28:15.253
42	2	1:36.943	30.261	30.027	36.655	273.4	1:25:32.912	14	1	1:34.196	28.902	29.491	35.803		29:49.449
43	2	1:38.525	30.375	30.143	38.007	274.1	1:27:11.437	15	1	1:35.194	29.967	29.544	35.683	279.8	31:24.643
44	2	1:43.355	30.707	30.260	42.388	269.3	1:28:54.792	16	1	1:40.769	29.519	29.648	41.602	283.5	33:05.412
45	1	7:47.511	6:40.369	30.749	36.393		1:36:42.303	17	1	6:43.535	5:37.133	30.606	35.796		39:48.947
46	1	1:37.576	31.287	30.275	36.014	275.5	1:38:19.879	18	1	1:33.310	28.774	28.856	35.680	281.2	41:22.257
47	1	1:35.885	29.893	29.670	36.322	274.8	1:39:55.764	19	1	1:33.597	28.896	29.125	35.576	280.5	42:55.854
								20	1	1:34.613	28.961	29.396	36.256		44:30.467



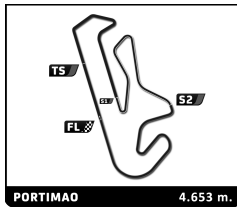


ELMS Collective Test Day
4 Hours of Portimao
Afternoon Test

Sector Analysis

											Lap under Red Flag		Invalidated Lap		Personal Best		Session Best		B Crossing the pit lane	
Lap	D	Time	Sector 1	Sector 2	Sector 3	T. Spd	Elapsed	Lap	D	Time	Sector 1	Sector 2	Sector 3	T. Spd	Elapsed					
10	2	1:49.858	B	32.429	32.221	45.208	252.9	21:04.403	63	2	1:42.197	32.080	31.336	38.781	254.7	2:21:30.570				
11	2	3:53.630		2:42.139	31.628	39.863		24:58.033	64	2	1:49.116	B	32.286	31.491	45.339	254.1	2:23:19.686			
12	2	1:43.447		31.971	32.304	39.172	252.3	26:41.480	65	2	2:54.138		1:36.458	35.674	42.006		2:26:13.824			
13	2	1:42.120		32.047	31.552	38.521	256.5	28:23.600	66	2	1:41.525		31.786	31.262	38.477	254.7	2:27:55.349			
14	2	1:42.939		32.160	32.104	38.675	253.5	30:06.539	67	2	1:41.924		31.750	31.196	38.978	255.3	2:29:37.273			
15	2	1:43.254		32.221	32.281	38.752	255.3	31:49.793	68	2	2:11.445	B	32.056	31.427	1:07.962	254.1	2:31:48.718			
16	2	1:50.730	B	32.051	31.937	46.742	255.9	33:40.523	69	1	8:38.483		7:25.718	33.180	39.585		2:40:27.201			
17	1	3:27.982		2:15.654	32.775	39.553		37:08.505	70	1	1:46.810		34.215	33.647	38.948	255.3	2:42:14.011			
18	1	1:45.148		33.217	32.533	39.398	253.5	38:53.653	71	1	1:44.403		32.610	32.263	39.530	255.9	2:43:58.414			
19	1	1:45.631		32.854	32.729	40.048	250.0	40:39.284	72	1	2:15.035	B	32.794	32.351	1:09.890	253.5	2:46:13.449			
20	1	1:45.140		32.957	32.321	39.862	252.9	42:24.424	73	1	3:00.251		1:47.702	32.684	39.865		2:49:13.700			
21	1	1:44.332		32.881	32.246	39.205	253.5	44:08.756	74	1	1:44.755		32.914	32.347	39.494	251.7	2:50:58.455			
22	1	1:44.980		33.004	32.105	39.871	254.7	45:53.736	75	1	1:47.272		32.801	32.960	41.511	250.6	2:52:45.727			
23	1	1:45.178		32.929	32.927	39.322	253.5	47:38.914	76	1	1:44.799		32.643	32.275	39.881	254.1	2:54:30.526			
24	1	1:44.007		32.761	32.130	39.116	254.7	49:22.921	77	1	1:44.614		32.775	32.411	39.428	252.3	2:56:15.140			
25	1	1:44.398		32.786	32.506	39.106		51:07.319	60 Iron Lynx 1.Claudio SCHIAVONI 2.Giorgio SERNAGIOTTO 3.Paolo RUBERTI Ferrari 488 GTE Evo LMGTE											
26	1	1:45.573		33.148	33.245	39.180	254.1	52:52.892	1	3	2:28.826		1:16.206	32.955	39.665		2:28.826			
27	1	1:44.398		32.894	32.058	39.446	255.3	54:37.290	2	3	1:43.966		32.766	32.458	38.742	251.7	4:12.792			
28	1	1:44.330		32.870	32.132	39.328	254.7	56:21.620	3	3	1:42.506		32.258	31.653	38.595	254.7	5:55.298			
29	1	1:46.754		33.854	32.366	40.534	252.3	58:08.374	4	3	1:43.051		32.186	31.815	39.050	257.1	7:38.349			
30	1	1:46.525		34.439	32.326	39.760	253.5	59:54.899	5	3	1:43.074		32.223	31.710	39.141	250.6	9:21.423			
31	1	1:44.259		32.931	32.153	39.175	254.7	1:01:39.158	6	3	1:49.682	B	32.184	31.721	45.777	255.9	11:11.105			
32	1	1:47.153		33.482	33.044	40.627	254.1	1:03:26.311	7	3	4:58.189		3:43.276	32.601	42.312		16:09.294			
33	1	1:54.298	B	34.538	34.075	45.685	251.7	1:05:20.609	8	3	1:42.167		32.216	31.688	38.263	254.1	17:51.461			
34	1	3:04.926		1:50.630	32.867	41.429		1:08:25.535	9	3	1:42.443		32.207	31.531	38.705	254.1	19:33.904			
35	1	1:46.284		32.882	33.686	39.716	253.5	1:10:11.819	10	3	1:42.690		32.487	31.795	38.408	251.2	21:16.594			
36	1	1:44.166		32.802	31.947	39.417	252.3	1:11:55.985	11	3	1:51.332	B	32.239	32.593	46.500	258.4	23:07.926			
37	1	1:45.781		34.017	32.616	39.148	252.3	1:13:41.766	12	1	3:57.504		2:40.274	35.868	41.362		27:05.430			
38	1	1:44.277		32.671	32.462	39.144	253.5	1:15:26.043	13	1	1:51.157		34.496	34.220	42.441	248.8	28:56.587			
39	1	1:44.860		32.838	32.273	39.749	254.7	1:17:10.903	14	1	1:49.812		34.547	33.993	41.272	243.2	30:46.399			
40	1	1:46.845		34.219	33.224	39.402	235.3	1:18:57.748	15	1	1:48.732		33.832	33.879	41.021	248.8	32:35.131			
41	1	1:44.433		32.796	32.504	39.133	251.7	1:20:42.181	16	1	2:12.088	B	34.012	33.825	1:04.251	246.6	34:47.219			
42	1	1:50.207	B	32.902	32.210	45.095	253.5	1:22:32.388	17	1	2:35.332		1:21.408	33.798	40.126		37:22.551			
43	3	3:47.196		2:34.892	32.626	39.678		1:26:19.584	18	1	1:47.047		33.627	33.638	39.782	251.2	39:09.598			
44	3	1:43.494		32.595	31.481	39.418	252.3	1:28:03.078	19	1	1:46.048		33.320	32.808	39.920		40:55.646			
45	3	1:42.579		32.315	31.610	38.654	251.7	1:29:45.657	20	1	1:45.416		33.140	32.690	39.586	248.3	42:41.062			
46	3	1:42.538		32.301	31.515	38.722	251.2	1:31:28.195	21	1	1:54.152		35.310	34.145	44.697	251.2	44:35.214			
47	3	1:42.217		32.239	31.432	38.546	252.9	1:33:10.412	22	1	1:53.200		37.531	34.512	41.157	233.3	46:28.414			
48	3	1:43.298		32.797	31.553	38.948	252.3	1:34:53.710	23	1	1:47.769		33.092	33.017	41.660	246.0	48:16.183			
49	3	1:43.516		32.342	31.641	39.533	252.9	1:36:37.226	24	1	1:56.017	B	34.684	33.171	48.162	246.0	50:12.200			
50	3	1:42.462		32.302	31.491	38.669	252.9	1:38:19.688	25	1	4:08.655		2:54.300	33.337	41.018		54:20.855			
51	3	1:48.586	B	32.238	31.472	44.876	254.1	1:40:08.274	26	1	1:48.741		34.669	33.547	40.525	249.4	56:09.596			
52	3	4:30.637		3:19.844	32.153	38.640		1:44:38.911	27	1	1:50.531		33.709	34.155	42.667	248.3	58:00.127			
53	3	1:46.583		32.101	31.450	43.032	254.7	1:46:25.494	28	1	1:47.590		33.803	33.695	40.092	248.8	59:47.717			
54	3	1:42.709		32.204	31.905	38.600	252.3	1:48:08.203	29	1	1:48.638		33.718	33.252	41.668	249.4	1:01:36.355			
55	3	1:42.501		32.015	31.494	38.992	254.7	1:49:50.704	30	1	1:54.355	B	34.138	33.616	46.601	250.6	1:03:30.710			
56	3	1:50.861	B	33.066	32.062	45.733	255.3	1:51:41.565	31	2	3:56.161		2:45.016	32.528	38.617		1:07:26.871			
57	2	3:22.319		2:08.323	34.267	39.729		1:55:03.884	32	2	1:45.487		32.492	31.774	41.221	251.7	1:09:12.358			
58	2	1:43.830		32.735	31.839	39.256	252.9	1:56:47.714	33	2	1:42.514		32.202	31.666	38.646	252.3	1:10:54.872			
59	2	2:50.208	B	34.002	58.967	1:17.239	253.5	1:59:37.922	34	2	1:43.260		32.518	31.909	38.833	252.9	1:12:38.132			
60	2	16:28.093		...	32.692	47.605		2:16:06.015	35	2	1:42.601		32.118	31.779	38.704	250.0	1:14:20.733			
61	2	2:00.500		35.716	38.020	46.764	252.3	2:18:06.515												
62	2	1:41.858		32.070	31.352	38.436	252.3	2:19:48.373												



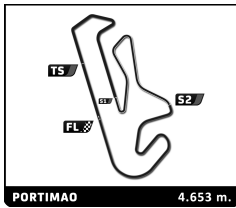


ELMS Collective Test Day
4 Hours of Portimao
Afternoon Test

Sector Analysis

														Lap under Red Flag	Invalidated Lap	Personal Best	Session Best	B Crossing the pit lane	
Lap	D	Time	Sector 1	Sector 2	Sector 3	T. Spd	Elapsed	Lap	D	Time	Sector 1	Sector 2	Sector 3	T. Spd	Elapsed				
36	2	1:50.224	B	32.380	31.984	45.860	251.7	1:16:10.957	20	2	1:49.952	B	33.021	32.377	44.554	251.7	38:59.311		
37	2	10:10.811		8:59.296	32.218	39.297		1:26:21.768	21	3	6:57.756		5:38.488	31.982	47.286		45:57.067		
38	2	1:42.974		32.464	31.689	38.821	250.0	1:28:04.742	22	3	1:48.540		32.722	31.765	44.053	252.3	47:45.607		
39	2	1:43.015		32.327	31.913	38.775	251.7	1:29:47.757	23	3	1:43.029		32.456	31.605	38.968	250.6	49:28.636		
40	2	1:43.045		32.425	31.765	38.855	251.2	1:31:30.802	24	3	1:43.120		32.439	31.476	39.205		51:11.756		
41	2	1:49.017	B	32.307	31.902	44.808	252.3	1:33:19.819	25	3	2:07.077	B	32.264	31.592	1:03.221	252.9	53:18.833		
42	2	6:32.834		5:21.162	32.645	39.027		1:39:52.653	26	1	6:40.327		5:24.185	34.991	41.151		59:59.160		
43	2	1:42.902		32.233	32.045	38.624	251.7	1:41:35.555	27	1	1:49.014		34.492	33.879	40.643	220.4	1:01:48.174		
44	2	1:49.680		32.431	33.718	43.531	252.3	1:43:25.235	28	1	1:45.734		33.044	33.209	39.481	248.3	1:03:33.908		
45	2	1:43.012		32.211	31.863	38.938	252.9	1:45:08.247	29	1	1:45.041		32.892	32.401	39.748	251.7	1:05:18.949		
46	2	1:43.683		32.133	31.770	39.780	255.3	1:46:51.930	30	1	1:45.039		33.013	32.471	39.555	251.7	1:07:03.988		
47	2	2:00.819	B	35.411	35.057	50.351	253.5	1:48:52.749	31	1	1:45.091		32.903	32.582	39.606	250.0	1:08:49.079		
48	2	27:15.776		...	32.998	39.284		2:16:08.525	32	1	1:46.066		32.689	33.685	39.692	250.6	1:10:35.145		
49	2	1:46.344		33.408	31.985	40.951	251.7	2:17:54.869	33	1	1:47.041		33.145	32.887	41.009	249.4	1:12:22.186		
50	2	1:42.793		32.136	31.691	38.966	251.7	2:19:37.662	34	1	1:45.816		32.980	32.481	40.355	247.1	1:14:08.002		
51	2	1:42.893		32.551	31.664	38.678	255.9	2:21:20.555	35	1	1:51.776	B	33.171	33.320	45.285	247.1	1:15:59.778		
52	2	1:41.839		32.048	31.345	38.446	253.5	2:23:02.394	36	3	4:12.066		2:56.808	32.059	43.199		1:20:11.844		
53	2	1:49.109	B	32.107	32.527	44.475	254.7	2:24:51.503	37	3	1:42.999		32.392	31.623	38.984	248.8	1:21:54.843		
54	2	3:13.819		1:59.777	33.517	40.525		2:28:05.322	38	3	1:43.332		32.555	31.616	39.161	250.0	1:23:38.175		
55	2	1:43.708		32.130	31.570	40.008	252.3	2:29:49.030	39	3	1:49.624	B	32.700	31.522	45.402	248.8	1:25:27.799		
56	2	2:42.653	B	34.984	46.836	1:20.833	247.7	2:32:31.683	40	3	4:25.246		3:12.075	31.804	41.367		1:29:53.045		
57	1	7:39.007		6:25.841	33.240	39.926		2:40:10.690	41	3	1:43.169		32.463	31.601	39.105	249.4	1:31:36.214		
58	1	1:46.121		33.192	33.093	39.836	248.8	2:41:56.811	42	3	1:43.223		32.314	31.768	39.141	251.2	1:33:19.437		
59	1	1:47.236		34.230	33.014	39.992	251.2	2:43:44.047	43	3	1:48.500	B	32.369	32.216	43.915	249.4	1:35:07.937		
60	1	1:48.268		33.422	33.445	41.401	251.2	2:45:32.315	44	3	3:51.954		2:36.284	32.368	43.302		1:38:59.891		
61	1	1:45.302		33.256	32.632	39.414	246.0	2:47:17.617	45	3	1:44.249		32.666	31.617	39.966	248.3	1:40:44.140		
62	1	1:45.590		32.928	32.714	39.948	250.0	2:49:03.207	46	3	1:48.186	B	32.380	31.641	44.165	251.2	1:42:32.326		
63	1	1:45.336		33.058	32.738	39.540	252.3	2:50:48.543	47	2	3:48.627		2:36.928	32.256	39.443		1:46:20.953		
64	1	1:48.627		33.137	33.753	41.737	251.2	2:52:37.170	48	2	1:44.696		33.055	32.484	39.157	252.9	1:48:05.649		
65	1	1:46.742		33.225	33.150	40.367	248.8	2:54:23.912	49	2	1:43.777		32.621	31.844	39.312	251.7	1:49:49.426		
66	1	1:47.618		32.972	32.730	41.916	250.6	2:56:11.530	50	2	1:45.282		32.546	32.502	40.234	251.2	1:51:34.708		
61 AF Corse														Ferrari 488 GTE Evo					
1. Franck DEZOTEUX														3. Côme LEDOGAR		LMGTE			
2. Pierre RAGUES																			
1	1	3:06.708		1:50.771	34.698	41.239		3:06.708	51	2	1:44.742		32.737	32.232	39.773	250.6	1:53:19.450		
2	1	1:47.686		34.207	33.150	40.329	246.6	4:54.394	52	2	1:45.576		33.020	32.835	39.721	250.6	1:55:05.026		
3	1	1:47.489		33.859	32.993	40.637	251.2	6:41.883	53	2	1:50.169	B	33.394	32.618	44.157	251.7	1:56:55.195		
4	1	1:48.390		33.972	34.030	40.388	252.9	8:30.273	54	2	22:42.174		...	34.040	40.539		2:19:37.369		
5	1	1:47.238		33.392	33.214	40.632	247.7	10:17.511	55	2	1:50.166	B	32.327	31.823	46.016	250.0	2:21:27.535		
6	1	1:46.896		34.018	33.111	39.767	254.1	12:04.407	56	3	2:58.349		1:45.571	32.365	40.413		2:24:25.884		
7	1	1:47.168		33.795	33.145	40.228	252.3	13:51.575	57	3	1:50.236	B	32.323	31.779	46.134	254.1	2:26:16.120		
8	1	1:47.618		33.573	33.704	40.341	248.8	15:39.193	58	3	4:05.907		2:51.087	31.941	42.879		2:30:22.027		
9	1	1:48.715		34.824	33.809	40.082	254.1	17:27.908	59	3	2:54.385	B	36.186	59.688	1:18.511	250.0	2:33:16.412		
10	1	1:46.663		33.657	32.845	40.161	252.3	19:14.571	60	3	7:04.425		5:53.129	32.255	39.041		2:40:20.837		
11	1	1:46.891		33.852	33.045	39.994	250.6	21:01.462	61	3	1:42.069		32.097	31.321	38.651	254.7	2:42:02.906		
12	1	1:54.007	B	33.740	33.033	47.234	251.2	22:55.469	62	3	1:46.222		32.086	31.592	42.544	251.7	2:43:49.128		
13	2	3:47.323		2:32.979	33.174	41.170		26:42.792	63	3	1:48.847	B	32.132	31.774	44.941	252.3	2:45:37.975		
14	2	1:44.786		32.891	32.459	39.436	253.5	28:27.578	64	1	4:56.176		3:35.983	39.582	40.611		2:50:34.151		
15	2	1:45.180		32.752	32.788	39.640	254.7	30:12.758	65	1	1:50.420		33.398	33.969	43.053	248.3	2:52:24.571		
16	2	1:44.397		32.738	32.184	39.475	252.3	31:57.155	66	1	1:46.516		33.715	32.746	40.055	248.8	2:54:11.087		
17	2	1:43.853		32.478	32.031	39.344	250.6	33:41.008	67	1	1:46.024		32.957	32.603	40.464	247.7	2:55:57.111		
18	2	1:44.232		32.690	32.023	39.519	251.2	35:25.240	65 Panis Racing						Oreca 07 - Gibson				
19	2	1:44.119		32.585	32.259	39.275	248.3	37:09.359	1. Julien CANAL						3. James ALLEN				
														2. William STEVENS		LMP2			
1	2	2:13.888		1:05.791	31.471	36.626		2:13.888	1	2	2:13.888		1:05.791	31.471	36.626		2:13.888		
2	2	1:37.013		30.534	29.764	36.715	274.8	3:50.901	2	2	1:37.013		30.534	29.764	36.715	274.8	3:50.901		



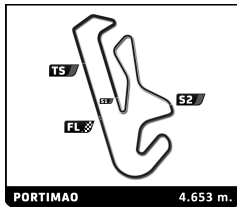


ELMS Collective Test Day
4 Hours of Portimao
Afternoon Test

Sector Analysis

											Lap under Red Flag		Invalidated Lap		Personal Best		Session Best		B Crossing the pit lane		
Lap	D	Time	Sector 1	Sector 2	Sector 3	T. Spd	Elapsed	Lap	D	Time	Sector 1	Sector 2	Sector 3	T. Spd	Elapsed						
3	2	1:35.667	30.288	29.456	35.923	277.6	5:26.568	56	3	1:33.930	29.347	29.205	35.378	277.6	1:53:03.109						
4	2	1:34.821	29.464	29.943	35.414	277.6	7:01.389	57	3	1:34.189	29.661	29.129	35.399	278.4	1:54:37.298						
5	2	1:42.766	B	30.314	30.017	42.435	282.0	8:44.155	58	3	1:35.115	30.326	29.358	35.431	279.8	1:56:12.413					
6	2	5:24.802	4:18.966	29.730	36.106		14:08.957	59	3	2:05.010	B	29.522	29.998	1:05.490	280.5	1:58:17.423					
7	2	1:33.707	29.320	29.187	35.200	280.5	15:42.664	60	3	17:18.073	...	30.073	35.584		2:15:35.496						
8	2	1:35.494	30.525	29.437	35.532	285.7	17:18.158	61	3	1:33.678	29.277	29.029	35.372	279.1	2:17:09.174						
9	2	1:33.705	29.347	29.134	35.224	279.1	18:51.863	62	3	1:34.733	29.872	29.233	35.628	279.8	2:18:43.907						
10	2	1:34.070	29.439	29.289	35.342	279.8	20:25.933	63	3	1:34.875	30.308	29.182	35.385	277.6	2:20:18.782						
11	2	1:35.994	31.163	29.327	35.504		22:01.927	64	3	1:34.986	29.351	29.011	36.624	279.1	2:21:53.768						
12	2	1:41.733	B	29.968	29.855	41.910	279.1	23:43.660	65	3	1:34.836	30.275	29.232	35.329	275.5	2:23:28.604					
13	1	3:22.593	2:14.668	31.163	36.762		27:06.253	66	3	1:33.477	29.110	29.064	35.303	280.5	2:25:02.081						
14	1	1:37.506	30.190	30.619	36.697	276.2	28:43.759	67	3	1:43.724	B	30.108	30.719	42.897	282.7	2:26:45.805					
15	1	1:35.577	29.914	29.744	35.919		30:19.336	68	2	3:20.583	2:09.070	31.629	39.884		2:30:06.388						
16	1	1:35.999	29.639	29.897	36.463	279.8	31:55.335	69	2	2:42.760	B	29.445	48.776	1:24.539	277.6	2:32:49.148					
17	1	1:35.087	29.509	29.631	35.947		33:30.422	70	2	5:57.798	4:50.287	31.497	36.014		2:38:46.946						
18	1	1:36.452	30.219	29.732	36.501	282.7	35:06.874	71	2	1:36.268	29.539	30.346	36.383	276.9	2:40:23.214						
19	1	1:36.065	30.224	29.943	35.898	276.9	36:42.939	72	2	1:40.930	B	29.590	29.312	42.028	279.8	2:42:04.144					
20	1	1:34.703	29.617	29.364	35.722	279.8	38:17.642	73	2	5:55.666	4:42.681	34.860	38.125		2:47:59.810						
21	1	1:34.631	29.586	29.384	35.661	278.4	39:52.273	74	2	1:33.097	29.066	28.969	35.062	277.6	2:49:32.907						
22	1	1:35.367	29.628	29.794	35.945	281.2	41:27.640	75	2	1:37.720	29.781	32.089	35.850	279.8	2:51:10.627						
23	1	1:35.646	29.920	29.631	36.095	277.6	43:03.286	76	2	1:34.451	29.051	29.955	35.445	279.1	2:52:45.078						
24	1	1:34.391	29.434	29.207	35.750		44:37.677	77	2	1:41.643	B	29.776	29.631	42.236	279.1	2:54:26.721					
25	1	1:37.106	30.891	29.885	36.330	282.7	46:14.783	66 JMW Motorsport Ferrari 488 GTE Evo 1.Rodrigo SALES 3.Thong WEI FUNG SHAUN LMGTE 2.Jody FANNIN													
26	1	1:36.469	30.201	30.025	36.243	282.7	47:51.252														
27	1	1:35.834	29.752	29.768	36.314	280.5	49:27.086	1	2	2:20.261	1:07.429	33.275	39.557		2:20.261						
28	1	1:36.565	30.080	30.365	36.120	280.5	51:03.651	2	2	1:45.274	33.990	32.135	39.149	255.3	4:05.535						
29	1	1:41.318	B	29.437	29.630	42.251	279.8	52:44.969	3	2	1:43.494	32.593	31.881	39.020	255.3	5:49.029					
30	1	13:33.099	...	30.086	36.478		1:06:18.068	4	2	1:43.438	32.562	31.984	38.892	254.7	7:32.467						
31	1	1:35.810	29.372	29.233	37.205	276.2	1:07:53.878	5	2	1:43.712	32.698	32.161	38.853	253.5	9:16.179						
32	1	1:34.047	29.251	29.262	35.534	276.9	1:09:27.925	6	2	1:43.592	32.617	32.023	38.952	256.5	10:59.771						
33	1	1:34.821	29.191	29.245	36.385	279.1	1:11:02.746	7	2	1:43.322	32.573	31.918	38.831	254.1	12:43.093						
34	1	1:35.701	29.516	29.573	36.612	276.2	1:12:38.447	8	2	1:43.340	32.503	31.866	38.971	252.3	14:26.433						
35	1	1:35.981	30.000	29.972	36.009	275.5	1:14:14.428	9	2	1:48.688	B	32.590	31.988	44.110	256.5	16:15.121					
36	1	1:36.932	29.616	30.008	37.308	277.6	1:15:51.360	10	2	4:26.008	3:13.320	32.032	40.656		20:41.129						
37	1	1:34.320	29.520	29.232	35.568	276.9	1:17:25.680	11	2	1:43.421	32.696	31.966	38.759	252.3	22:24.550						
38	1	1:41.498	B	29.309	29.148	43.041	279.1	1:19:07.178	12	2	1:48.093	32.700	34.363	41.030	254.1	24:12.643					
39	3	3:43.549	2:38.046	29.790	35.713		1:22:50.727	13	2	1:43.134	32.398	31.818	38.918	250.0	25:55.777						
40	3	1:36.733	30.705	30.013	36.015	263.4	1:24:27.460	14	2	1:43.095	32.418	31.897	38.780	256.5	27:38.872						
41	3	1:37.071	29.741	30.309	37.021	276.9	1:26:04.531	15	2	1:49.540	B	32.550	32.110	44.880	257.1	29:28.412					
42	3	1:37.219	29.802	29.914	37.503	279.1	1:27:41.750	16	2	2:55.211	1:44.245	32.292	38.674		32:23.623						
43	3	1:34.552	29.570	29.549	35.433	274.8	1:29:16.302	17	2	1:42.790	32.167	31.933	38.690	254.1	34:06.413						
44	3	1:35.177	29.433	29.655	36.089	276.9	1:30:51.479	18	2	1:42.968	32.283	31.603	39.082	253.5	35:49.381						
45	3	1:34.106	29.412	29.353	35.341	277.6	1:32:25.585	19	2	1:42.612	32.135	31.859	38.618	255.9	37:31.993						
46	3	1:34.000	29.326	29.360	35.314	277.6	1:33:59.585	20	2	1:44.442	32.541	32.788	39.113	257.8	39:16.435						
47	3	1:34.599	29.264	29.896	35.439	278.4	1:35:34.184	21	2	1:43.328	32.391	31.972	38.965	253.5	40:59.763						
48	3	1:37.694	30.609	31.153	35.932	281.2	1:37:11.878	22	2	1:52.104	B	32.852	33.087	46.165	255.3	42:51.867					
49	3	1:36.817	29.621	29.454	37.742	279.8	1:38:48.695	23	2	4:59.399	3:48.206	32.217	38.976		47:51.266						
50	3	1:34.424	29.635	29.257	35.532	271.4	1:40:23.119	24	2	1:42.846	32.287	31.825	38.734	257.8	49:34.112						
51	3	1:34.104	29.108	29.354	35.642	279.8	1:41:57.223	25	2	1:42.642	32.355	31.664	38.623	254.1	51:16.754						
52	3	1:33.773	29.249	29.217	35.307	279.8	1:43:30.996	26	2	1:42.718	32.203	31.708	38.807	254.7	52:59.472						
53	3	1:41.348	B	29.304	29.552	42.492	279.8	1:45:12.344	27	2	1:42.361	32.120	31.728	38.513	252.3	54:41.833					
54	3	4:40.099	3:35.270	29.322	35.507		1:49:52.443	28	2	1:49.235	B	32.432	32.466	44.337	254.7	56:31.068					
55	3	1:36.736	30.596	30.584	35.556	283.5	1:51:29.179														



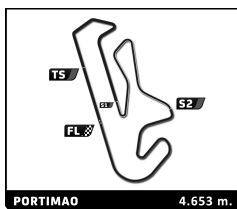


ELMS Collective Test Day
4 Hours of Portimao
Afternoon Test

Sector Analysis

Lap under Red Flag							Invalidated Lap		Personal Best	Session Best	B Crossing the pit lane						
Lap	D	Time	Sector 1	Sector 2	Sector 3	T. Spd	Elapsed	Lap	D	Time	Sector 1	Sector 2	Sector 3	T. Spd	Elapsed		
29	3	3:18.386	2:05.326	32.944	40.116		59:49.454	77 Proton Competition								Porsche 911 RSR - 19	
30	3	1:45.066	32.777	32.627	39.662	255.9	1:01:34.520	1.Christian RIED								3.Gianmaria BRUNI	
31	3	1:44.126	32.789	32.042	39.295	251.7	1:03:18.646	2.Cooper MACNEIL								LMGTE	
32	3	1:43.376	32.599	32.058	38.719	253.5	1:05:02.022	1	1	2:23.215	1:10.073	32.980	40.162		2:23.215		
33	3	1:43.767	32.559	31.965	39.243	253.5	1:06:45.789	2	1	1:45.104	32.997	32.641	39.466	254.7	4:08.319		
34	3	1:44.512	32.799	32.937	38.776	254.7	1:08:30.301	3	1	1:44.931	33.087	32.555	39.289	254.7	5:53.250		
35	3	1:42.669	32.263	31.812	38.594	254.7	1:10:12.970	4	1	1:46.206	32.830	32.375	41.001		7:39.456		
36	3	1:43.402	32.657	31.916	38.829	254.1	1:11:56.372	5	1	1:44.001	32.596	32.312	39.093	257.1	9:23.457		
37	3	1:44.132	33.211	32.077	38.844	254.7	1:13:40.504	6	1	1:43.905	32.648	32.200	39.057	253.5	11:07.362		
38	3	1:44.337	33.393	32.013	38.931	251.7	1:15:24.841	7	1	1:43.840	32.520	32.087	39.233	256.5	12:51.202		
39	3	1:44.093	33.146	32.094	38.853	251.2	1:17:08.934	8	1	1:44.253	32.757	32.370	39.126	252.9	14:35.455		
40	3	1:42.969	32.361	31.832	38.776	252.3	1:18:51.903	9	1	1:46.736	34.113	32.468	40.155	258.4	16:22.191		
41	3	1:43.242	32.341	32.075	38.826	251.7	1:20:35.145	10	1	1:46.095	32.816	32.976	40.303	254.7	18:08.286		
42	3	1:52.274 B	32.752	32.791	46.731	252.3	1:22:27.419	11	1	1:44.182	32.744	32.234	39.204	257.8	19:52.468		
43	1	3:54.369	2:38.182	34.159	42.028		1:26:21.788	12	1	1:43.959	32.828	32.106	39.025	252.9	21:36.427		
44	1	1:47.660	34.252	33.070	40.338	219.5	1:28:09.448	13	1	1:44.065	32.629	32.102	39.334	252.9	23:20.492		
45	1	1:46.415	33.808	32.913	39.694	248.3	1:29:55.863	14	1	1:50.973 B	32.869	32.196	45.908	254.1	25:11.465		
46	1	1:47.297	33.739	32.672	40.886	249.4	1:31:43.160	15	1	5:22.159	4:09.464	32.548	40.147		30:33.624		
47	1	1:45.718	33.455	32.529	39.734	250.0	1:33:28.878	16	1	1:43.682	32.691	32.040	38.951	252.9	32:17.306		
48	1	1:46.071	33.541	32.881	39.649	250.0	1:35:14.949	17	1	1:43.674	32.815	31.916	38.943	257.1	34:00.980		
49	1	1:45.501	33.213	32.943	39.345	251.2	1:37:00.450	18	1	1:44.091	33.240	32.103	38.748	257.8	35:45.071		
50	1	1:56.358 B	33.172	32.862	50.324	251.7	1:38:56.808	19	1	1:43.313	32.494	32.033	38.786	252.3	37:28.384		
51	1	3:03.912	1:51.563	32.425	39.924		1:42:00.720	20	1	1:43.973	32.769	32.065	39.139	255.9	39:12.357		
52	1	1:45.138	33.336	32.439	39.363	250.0	1:43:45.858	21	1	1:47.229	32.427	32.098	42.704	251.7	40:59.586		
53	1	1:46.261	32.962	33.752	39.547	250.6	1:45:32.119	22	1	1:47.391	35.358	32.340	39.693	242.7	42:46.977		
54	1	1:44.214	32.655	32.401	39.158	252.3	1:47:16.333	23	1	1:43.646	32.552	32.000	39.094	257.8	44:30.623		
55	1	1:46.191	33.637	31.972	40.582	252.3	1:49:02.524	24	1	1:46.323	34.519	32.310	39.494	255.9	46:16.946		
56	1	1:43.949	32.891	31.968	39.090	250.6	1:50:46.473	25	1	1:43.824	32.606	32.234	38.984	256.5	48:00.770		
57	1	1:44.036	32.564	32.263	39.209	251.7	1:52:30.509	26	1	1:44.557	32.799	32.946	38.812	254.1	49:45.327		
58	1	1:44.570	32.869	32.449	39.252	250.6	1:54:15.079	27	1	1:43.850	32.690	32.019	39.141	252.9	51:29.177		
59	1	1:44.084	32.737	32.124	39.223	251.7	1:55:59.163	28	1	1:44.331	33.140	32.145	39.046	255.3	53:13.508		
60	1	1:47.460	32.920	32.275	42.265	251.2	1:57:46.623	29	1	1:47.086	32.357	33.473	41.256	259.0	55:00.594		
61	1	3:30.927 B	1:10.723	59.887	1:20.317	79.9	2:01:17.550	30	1	1:43.261	32.619	31.850	38.792	256.5	56:43.855		
62	3	16:43.545	...	33.327	40.506		2:18:01.095	31	1	1:43.923	32.579	32.055	39.289	253.5	58:27.778		
63	3	1:44.647	33.372	32.416	38.859	250.0	2:19:45.742	32	1	1:52.861 B	33.222	32.537	47.102	254.7	1:00:20.639		
64	3	1:43.827	32.752	32.201	38.874	251.7	2:21:29.569	33	2	3:11.899 B	1:51.284	33.098	47.517		1:03:32.538		
65	3	1:45.093	34.011	32.316	38.766	252.3	2:23:14.662	34	2	2:48.999	1:35.684	33.052	40.263		1:06:21.537		
66	3	1:43.113	32.383	31.738	38.992	252.9	2:24:57.775	35	2	1:45.635	33.103	33.085	39.447	252.3	1:08:07.172		
67	3	1:44.116	32.454	32.103	39.559	254.7	2:26:41.891	36	2	1:45.255	32.681	32.375	40.199	254.1	1:09:52.427		
68	3	1:43.630	32.690	31.809	39.131	251.7	2:28:25.521	37	2	1:44.726	32.689	32.616	39.421	255.3	1:11:37.153		
69	3	1:43.123	32.481	31.823	38.819	252.9	2:30:08.644	38	2	1:44.068	32.497	32.235	39.336	254.7	1:13:21.221		
70	3	2:48.332 B	32.592	58.181	1:17.559	252.9	2:32:56.976	39	2	1:44.042	32.487	32.112	39.443	252.9	1:15:05.263		
71	3	6:05.858	4:51.203	32.323	42.332		2:39:02.834	40	2	1:45.080	32.428	32.801	39.851	252.9	1:16:50.343		
72	3	1:43.112	32.673	31.804	38.635	251.7	2:40:45.946	41	2	1:44.177	32.509	32.222	39.446	252.9	1:18:34.520		
73	3	1:42.727	32.479	31.777	38.471	253.5	2:42:28.673	42	2	1:52.872 B	33.483	33.057	46.332	254.1	1:20:27.392		
74	3	1:42.508	32.281	31.627	38.600	254.1	2:44:11.181	43	2	3:15.249	2:03.054	32.744	39.451		1:23:42.641		
75	3	1:43.145	32.261	31.937	38.947	253.5	2:45:54.326	44	2	1:44.366	32.702	32.349	39.315	254.1	1:25:27.007		
76	3	1:42.808	32.173	31.892	38.743	252.9	2:47:37.134	45	2	1:44.545	32.608	32.337	39.600	252.3	1:27:11.552		
77	3	1:44.303	33.391	31.977	38.935	252.3	2:49:21.437	46	2	1:45.495	33.089	32.996	39.410	252.9	1:28:57.047		
78	3	1:44.294	32.322	31.980	39.992	251.7	2:51:05.731	47	2	1:44.579	32.587	32.498	39.494	252.3	1:30:41.626		
79	3	1:44.220	32.607	32.708	38.905	247.7	2:52:49.951	48	2	1:43.912	32.653	32.185	39.074	254.7	1:32:25.538		
80	3	1:42.839	32.246	31.776	38.817	252.3	2:54:32.790	49	2	1:44.385	32.562	32.305	39.518	254.7	1:34:09.923		
81	3	1:42.851	32.426	31.685	38.740	253.5	2:56:15.641	50	2	1:53.943 B	33.348	33.578	47.017	253.5	1:36:03.866		





ELMS Collective Test Day
4 Hours of Portimao
Afternoon Test

Sector Analysis

Lap under Red Flag Invalidated Lap Personal Best Session Best B Crossing the pit lane

Lap	D	Time	Sector 1	Sector 2	Sector 3	T. Spd	Elapsed	Lap	D	Time	Sector 1	Sector 2	Sector 3	T. Spd	Elapsed
51	3	3:24.009	2:13.152	31.873	38.984		1:39:27.875	25	3	1:43.044	32.445	31.924	38.675	252.9	1:38:24.285
52	3	1:42.389	32.054	31.681	38.654	254.7	1:41:10.264	26	3	1:49.909 B	32.543	32.012	45.354	252.9	1:40:14.194
53	3	1:42.155	31.993	31.696	38.466	255.9	1:42:52.419	27	1	3:04.298	1:52.013	32.406	39.879		1:43:18.492
54	3	1:42.279	32.162	31.631	38.486	256.5	1:44:34.698	28	1	1:48.507	35.514	32.423	40.570	251.2	1:45:06.999
55	3	1:42.605	32.123	31.668	38.814	258.4	1:46:17.303	29	1	1:45.667	32.679	32.087	40.901	253.5	1:46:52.666
56	3	1:42.533	32.315	31.618	38.600	257.1	1:47:59.836	30	1	1:44.113	32.994	31.898	39.221	253.5	1:48:36.779
57	3	1:42.071	32.021	31.528	38.522	257.1	1:49:41.907	31	1	1:43.972	32.820	31.898	39.254	252.3	1:50:20.751
58	3	1:49.052 B	32.055	32.532	44.465	255.9	1:51:30.959	32	1	1:49.263 B	32.484	32.048	44.731	252.3	1:52:10.014
59	3	24:08.574	...	32.916	38.733		2:15:39.533	33	1	4:15.037	3:03.523	32.119	39.395		1:56:25.051
60	3	1:43.092	32.579	32.031	38.482	255.3	2:17:22.625	34	1	2:21.522 B	32.879	33.313	1:15.330	252.3	1:58:46.573
61	3	1:43.294	32.445	31.777	39.072	255.3	2:19:05.919	35	1	16:17.186	...	32.407	39.379		2:15:03.759
62	3	1:42.252	31.968	31.538	38.746	255.3	2:20:48.171	36	1	1:43.394	32.591	31.777	39.026	249.4	2:16:47.153
63	3	1:44.310	32.522	32.995	38.793	257.8	2:22:32.481	37	1	1:43.555	32.555	31.938	39.062	251.7	2:18:30.708
64	3	1:49.977 B	32.217	32.056	45.704	255.3	2:24:22.458	38	1	1:50.416 B	32.489	32.258	45.669	252.3	2:20:21.124
65	3	5:17.289	4:07.367	31.641	38.281		2:29:39.747	39	1	3:45.492	2:28.335	37.076	40.081		2:24:06.616
66	3	2:13.233 B	31.864	31.645	1:09.724	255.9	2:31:52.980	40	1	1:42.677	32.398	31.724	38.555	252.9	2:25:49.293
67	3	7:59.112	6:47.178	32.143	39.791		2:39:52.092	41	1	1:42.574	32.177	31.784	38.613	254.1	2:27:31.867
68	3	1:42.537	32.505	31.449	38.583	256.5	2:41:34.629	42	1	1:45.193	32.418	33.925	38.850	252.3	2:29:17.060
69	3	1:41.813	31.827	31.502	38.484	257.1	2:43:16.442	43	1	2:10.829 B	32.500	31.800	1:06.529	252.3	2:31:27.889
70	3	1:41.976	31.885	31.528	38.563	257.1	2:44:58.418	44	2	8:31.427	7:00.885	37.906	52.636		2:39:59.316
71	3	1:42.726	32.178	31.918	38.630	255.9	2:46:41.144	45	2	1:43.108	32.591	31.863	38.654	251.2	2:41:42.424
72	3	1:41.731	31.920	31.424	38.387	255.9	2:48:22.875	46	2	1:43.171	32.547	32.148	38.476	253.5	2:43:25.595
73	3	1:42.189	32.054	31.561	38.574	254.7	2:50:05.064	47	2	1:42.598	32.192	31.787	38.619	254.7	2:45:08.193
74	3	1:41.958	31.977	31.470	38.511	256.5	2:51:47.022	48	2	1:43.173	32.470	31.836	38.867	254.1	2:46:51.366
75	3	1:43.116	31.921	32.508	38.687	254.1	2:53:30.138	49	2	1:43.438	32.545	32.207	38.686	252.9	2:48:34.804
76	3	1:41.870	31.962	31.508	38.400	255.3	2:55:12.008	50	2	1:43.215	32.452	31.905	38.858	252.9	2:50:18.019
51	2	1:42.805	32.348	31.852	38.605	252.3	2:52:00.824	51	2	1:42.805	32.348	31.852	38.605	252.3	2:52:00.824
52	2	1:43.055	32.639	31.854	38.562	251.2	2:53:43.879	52	2	1:43.055	32.639	31.854	38.562	251.2	2:53:43.879
53	2	1:43.068	32.429	31.999	38.640	251.7	2:55:26.947	53	2	1:43.068	32.429	31.999	38.640	251.7	2:55:26.947

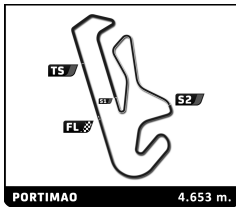
80 Iron Lynx
1. Matteo CRESSONI
2. Rino MASTRONARDI
3. Miguel MOLINA
Ferrari 488 GTE Evo
LMGTE

1	3	2:25.634	1:12.760	33.391	39.483		2:25.634
2	3	1:44.770	32.982	32.671	39.117	253.5	4:10.404
3	3	1:43.512	32.785	31.799	38.928	255.9	5:53.916
4	3	1:51.591 B	32.508	32.384	46.699	254.1	7:45.507
5	3	5:36.939	4:23.818	34.037	39.084		13:22.446
6	3	1:42.115	32.137	31.483	38.495	251.7	15:04.561
7	3	1:42.328	31.879	31.710	38.739	257.8	16:46.889
8	3	1:41.981	32.107	31.482	38.392	254.7	18:28.870
9	3	1:55.660	35.516	36.311	43.833	255.9	20:24.530
10	3	1:50.900 B	33.033	32.945	44.922	256.5	22:15.430
11	3	4:46.713	3:35.094	32.753	38.866		27:02.143
12	3	1:43.545	32.903	31.659	38.983	252.9	28:45.688
13	3	1:42.165	32.020	31.558	38.587	252.9	30:27.853
14	3	1:42.292	32.172	31.566	38.554	254.1	32:10.145
15	3	1:42.226	32.217	31.455	38.554	254.7	33:52.371
16	3	1:42.618	32.255	31.807	38.556	252.9	35:34.989
17	3	1:49.393 B	33.034	31.793	44.566	251.7	37:24.382
18	3	5:42.218	4:28.900	32.515	40.803		43:06.600
19	3	1:42.400	32.300	31.523	38.577		44:49.000
20	3	1:49.487 B	32.412	32.318	44.757	254.7	46:38.487
21	3	44:54.345	...	33.159	38.919		1:31:32.832
22	3	1:42.576	32.323	31.564	38.689	251.7	1:33:15.408
23	3	1:43.155	32.667	31.865	38.623	251.2	1:34:58.563
24	3	1:42.678	32.201	31.889	38.588	252.9	1:36:41.241

83 Iron Lynx
1. Rahel FREY
2. Sarah BOVY
3. Michelle GATTING
Ferrari 488 GTE Evo
LMGTE

1	3	6:23.122	5:11.462	32.471	39.189		6:23.122
2	3	1:42.712	32.542	31.555	38.615	251.7	8:05.834
3	3	1:42.697	32.333	31.626	38.738	254.7	9:48.531
4	3	1:43.042	32.305	31.752	38.985	257.1	11:31.573
5	3	1:43.053	32.295	31.666	39.092	254.7	13:14.626
6	3	1:42.507	32.196	31.710	38.601	255.3	14:57.133
7	3	1:42.568	32.120	31.851	38.597		16:39.701
8	3	1:49.302 B	32.273	32.070	44.959	255.3	18:29.003
9	3	2:47.021	1:28.802	34.988	43.231		21:16.024
10	3	1:42.050	32.093	31.400	38.557	256.5	22:58.074
11	3	1:43.155	32.239	31.913	39.003	254.7	24:41.229
12	3	1:47.625	33.122	33.369	41.134		26:28.854
13	3	1:50.483	35.703	34.606	40.174	239.5	28:19.337
14	3	1:43.704	32.369	31.795	39.540	249.4	30:03.041
15	3	1:42.418	32.147	31.511	38.760	250.6	31:45.459
16	3	1:42.974	32.276	31.861	38.837	251.7	33:28.433
17	3	1:49.478 B	32.460	31.968	45.050	253.5	35:17.911
18	3	3:38.817	2:28.084	31.959	38.774		38:56.728
19	3	1:43.370	32.599	31.668	39.103	250.6	40:40.098
20	3	1:44.933	32.788	32.965	39.180	249.4	42:25.031
21	3	1:44.301	32.864	32.330	39.107		44:09.332



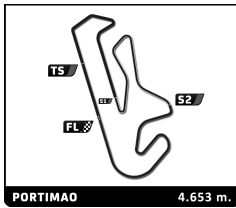


ELMS Collective Test Day
4 Hours of Portimao
Afternoon Test

Sector Analysis

Lap under Red Flag													Invalidated Lap	Personal Best	Session Best	B Crossing the pit lane	
Lap	D	Time	Sector 1	Sector 2	Sector 3	T. Spd	Elapsed	Lap	D	Time	Sector 1	Sector 2	Sector 3	T. Spd	Elapsed		
22	3	1:51.722	B	33.080	32.096	46.546	255.3	46:01.054	23	3	1:42.709	32.153	31.778	38.778	256.5	55:24.776	
23	2	21:19.521	...	32.913	42.198			1:07:20.575	24	3	1:49.491	B	32.273	31.905	45.313	252.3	57:14.267
24	2	1:45.264	33.357	32.345	39.562	250.0	1:09:05.839	25	3	3:31.711	2:20.055	32.445	39.211			1:00:45.978	
25	2	1:46.670	33.543	32.105	41.022	252.3	1:10:52.509	26	3	1:44.572	32.753	32.657	39.162	250.0	1:02:30.550		
26	2	1:46.258	33.102	32.472	40.684	252.3	1:12:38.767	27	3	1:44.464	33.252	32.225	38.987	251.7	1:04:15.014		
27	2	1:45.351	32.680	32.346	40.325	253.5	1:14:24.118	28	3	1:44.562	32.655	32.035	39.872	252.3	1:05:59.576		
28	2	1:44.961	32.765	31.843	40.353	252.3	1:16:09.079	29	3	1:44.488	32.816	32.159	39.513	252.3	1:07:44.064		
29	2	1:45.180	33.176	32.507	39.497	252.3	1:17:54.259	30	3	1:44.550	32.769	32.477	39.304	250.6	1:09:28.614		
30	2	1:44.283	32.717	32.241	39.325	251.7	1:19:38.542	31	3	1:43.709	32.467	32.162	39.080	253.5	1:11:12.323		
31	2	1:52.380	B	32.855	32.756	46.769	251.7	1:21:30.922	32	3	1:44.331	32.862	32.328	39.141	251.2	1:12:56.654	
32	2	54:26.812	...	33.376	39.794			2:15:57.734	33	3	1:45.212	33.652	32.407	39.153	250.0	1:14:41.866	
33	2	1:44.678	32.811	32.298	39.569	251.2	2:17:42.412	34	3	1:44.422	32.648	32.194	39.580	250.6	1:16:26.288		
34	2	1:49.309	35.411	32.759	41.139	254.1	2:19:31.721	35	3	1:44.176	32.900	32.263	39.013	250.6	1:18:10.464		
35	2	1:44.806	32.560	32.127	40.119	251.7	2:21:16.527	36	3	1:49.938	B	32.818	32.446	44.674	250.6	1:20:00.402	
36	2	1:44.532	33.411	32.053	39.068	247.7	2:23:01.059	37	3	6:02.165	4:50.669	32.216	39.280			1:26:02.567	
37	2	1:45.552	32.395	34.021	39.136	253.5	2:24:46.611	38	3	1:47.623	33.250	32.172	42.201	248.3	1:27:50.190		
38	2	1:43.464	32.434	32.150	38.880	253.5	2:26:30.075	39	3	1:45.544	33.613	32.237	39.694	241.6	1:29:35.734		
39	2	1:50.208	B	32.341	32.095	45.772	253.5	2:28:20.283	40	3	1:44.032	32.690	32.193	39.149	250.0	1:31:19.766	
40	1	3:35.827	B	1:49.816	36.954	1:09.057		2:31:56.110	41	3	1:43.824	32.486	32.178	39.160	250.0	1:33:03.590	
41	1	9:31.093	8:16.936	32.299	41.858			2:41:27.203	42	3	4:21.749	B	56.009	1:24.501	2:01.239	235.3	1:37:25.339
42	1	1:53.166	32.277	40.788	40.101	254.1	2:43:20.369	43	3	5:22.869	4:11.171	32.487	39.211			1:42:48.208	
43	1	1:45.908	31.953	31.390	42.565	254.1	2:45:06.277	44	3	1:44.400	33.138	32.239	39.023	250.0	1:44:32.608		
44	1	1:42.703	32.134	31.573	38.996	252.3	2:46:48.980	45	3	1:44.640	32.405	32.488	39.747	251.7	1:46:17.248		
45	1	1:49.879	32.220	38.145	39.514	254.1	2:48:38.859	46	3	1:43.984	33.315	31.821	38.848	250.6	1:48:01.232		
46	1	1:43.110	32.497	31.577	39.036	254.1	2:50:21.969	47	3	1:44.070	32.921	32.148	39.001	251.7	1:49:45.302		
47	1	1:43.134	32.133	31.635	39.366	252.9	2:52:05.103	48	3	1:44.172	32.661	32.334	39.177	250.0	1:51:29.474		
48	1	1:47.237	35.084	33.167	38.986	252.9	2:53:52.340	49	3	1:44.029	32.621	32.252	39.156	250.0	1:53:13.503		
49	1	1:42.859	32.256	31.733	38.870	251.2	2:55:35.199	50	3	1:44.667	32.642	32.383	39.642	249.4	1:54:58.170		
88 AF Corse Ferrari 488 GTE Evo LMGTE 1. François PERRODO 3. Alessio ROVERA 2. Emmanuel COLLARD																	
1	3	2:03.325	45.471	37.652	40.202		2:03.325	51	3	1:55.277	B	33.994	34.363	46.920	249.4	1:56:53.447	
2	3	1:46.448	34.972	32.420	39.056	242.7	3:49.773	52	2	18:41.432	...	32.263	39.823			2:15:34.879	
3	3	1:43.472	33.046	31.874	38.552	254.7	5:33.245	53	2	1:45.671	32.774	32.066	40.831	248.3	2:17:20.550		
4	3	1:48.935	37.511	32.869	38.555	256.5	7:22.180	54	2	1:43.747	32.675	31.852	39.220	248.8	2:19:04.297		
5	3	1:48.469	B	32.487	31.691	44.291	256.5	9:10.649	55	2	1:43.711	32.520	31.893	39.298	250.0	2:20:48.008	
6	3	5:37.795	4:25.380	33.192	39.223		14:48.444	56	2	1:49.698	33.148	33.714	42.836	250.6	2:22:37.706		
7	3	1:42.463	32.121	31.823	38.519	259.0	16:30.907	57	2	1:43.474	32.626	31.876	38.972	252.9	2:24:21.180		
8	3	1:41.736	31.898	31.516	38.322	259.0	18:12.643	58	2	1:43.304	32.565	32.114	38.625	253.5	2:26:04.484		
9	3	1:49.202	B	31.993	31.514	45.695	254.7	20:01.845	59	2	1:43.195	32.423	31.745	39.027	252.3	2:27:47.679	
10	3	4:13.470	2:56.574	31.973	44.923		24:15.315	60	2	1:43.106	32.318	31.975	38.813	252.9	2:29:30.785		
11	3	1:49.106	B	32.287	31.746	45.073	254.7	26:04.421	61	2	2:02.757	B	32.260	32.161	58.336	252.3	2:31:33.542
12	3	3:48.150	2:35.694	32.967	39.489		29:52.571	62	2	8:50.174	7:36.512	32.191	41.471			2:40:23.716	
13	3	1:41.598	31.844	31.488	38.266	257.8	31:34.169	63	2	1:43.926	33.489	31.823	38.614	253.5	2:42:07.642		
14	3	1:58.439	36.118	33.422	48.899	257.1	33:32.608	64	2	1:43.710	32.803	31.857	39.050	252.3	2:43:51.352		
15	3	1:48.354	B	32.039	31.710	44.605	254.1	35:20.962	65	2	1:43.067	32.287	32.060	38.720	252.3	2:45:34.419	
16	3	3:45.497	2:25.112	34.551	45.834		39:06.459	66	2	1:49.964	B	32.064	32.656	45.244	253.5	2:47:24.383	
17	3	1:45.421	31.885	33.820	39.716	255.9	40:51.880	67	3	3:18.078	2:02.783	32.670	42.625			2:50:42.461	
18	3	1:41.257	31.909	31.180	38.168	255.3	42:33.137	68	3	1:51.518	32.332	31.711	47.475	251.7	2:52:33.979		
19	3	1:51.198	B	31.964	32.549	46.685	252.9	44:24.335	69	3	1:46.946	32.168	31.698	43.080	249.4	2:54:20.925	
20	3	5:53.417	4:42.725	32.403	38.289		50:17.752	70	3	1:42.358	32.226	31.586	38.546	250.6	2:56:03.283		
21	3	1:42.071	32.195	31.481	38.395	252.9	51:59.823	93 Proton Competition Porsche 911 RSR - 19 LMGTE 1. Michael FASSBENDER 3. Richard LIETZ 2. Felipe LASER									
22	3	1:42.244	32.324	31.576	38.344	251.2	53:42.067	1	3	5:21.036	4:05.277	33.195	42.564			5:21.036	
								2	3	1:45.379	32.657	32.140	40.582	252.9	7:06.415		





ELMS Collective Test Day
4 Hours of Portimao
Afternoon Test

Sector Analysis

Lap under Red Flag Invalidated Lap Personal Best Session Best Crossing the pit lane

Lap	D	Time	Sector 1	Sector 2	Sector 3	T. Spd	Elapsed	Lap	D	Time	Sector 1	Sector 2	Sector 3	T. Spd	Elapsed
3	3	1:42.953	32.093	32.510	38.350	255.9	8:49.368	56	1	1:43.774	32.437	32.398	38.939	257.8	2:47:20.888
4	3	1:42.229	32.066	31.661	38.502	259.0	10:31.597	57	1	1:43.516	32.442	32.207	38.867	255.9	2:49:04.404
5	3	1:50.099 B	33.108	31.974	45.017	259.0	12:21.696	58	1	2:01.975 B	32.455	32.757	56.763	257.8	2:51:06.379
6	3	7:43.904	6:32.892	32.006	39.006		20:05.600	95 TF Sport 1. John HARTSHORNE 3. Oliver HANCOCK 2. Ross GUNN LMGTE							
7	3	1:41.574	31.992	31.451	38.131	256.5	21:47.174	1	1	3:03.207	1:45.490	35.810	41.907		3:03.207
8	3	1:42.434	31.845	31.913	38.676		23:29.608	2	1	1:47.541	33.315	33.354	40.872	259.6	4:50.748
9	3	1:42.880	32.373	31.952	38.555	257.8	25:12.488	3	1	1:46.626	33.552	32.659	40.415	257.1	6:37.374
10	3	1:42.276	32.221	31.483	38.572	254.1	26:54.764	4	1	1:48.204	33.715	33.541	40.948	259.0	8:25.578
11	3	1:49.110 B	32.272	31.744	45.094	255.3	28:43.874	5	1	1:47.548	33.605	33.770	40.173	255.9	10:13.126
12	3	9:02.860	7:52.306	31.861	38.693		37:46.734	6	1	1:48.834	34.236	33.944	40.654	260.2	12:01.960
13	3	1:41.577	32.015	31.459	38.103	259.6	39:28.311	7	1	1:55.257 B	33.459	32.772	49.026	256.5	13:57.217
14	3	1:41.955	31.863	31.408	38.684	257.1	41:10.266	8	1	3:33.138	2:19.223	33.395	40.520		17:30.355
15	3	1:51.175 B	32.211	31.743	47.221	251.2	43:01.441	9	1	1:48.013	33.264	33.721	41.028	260.9	19:18.368
16	3	11:27.862	...	37.643	42.200		54:29.303	10	1	1:45.801	33.099	32.584	40.118	258.4	21:04.169
17	3	1:42.255	32.198	31.667	38.390	255.9	56:11.558	11	1	1:48.169	33.770	32.879	41.520	260.2	22:52.338
18	3	1:46.441	32.787	32.894	40.760	258.4	57:57.999	12	1	1:48.489	34.187	32.835	41.467	257.1	24:40.827
19	3	1:41.749	31.978	31.535	38.236	255.9	59:39.748	13	1	1:46.980	33.147	33.400	40.433	256.5	26:27.807
20	3	1:50.121 B	32.023	31.759	46.339	258.4	1:01:29.869	14	1	1:47.237	33.528	33.185	40.524	254.1	28:15.044
21	1	5:15.178	4:02.514	32.859	39.805		1:06:45.047	15	1	1:57.623 B	33.604	34.086	49.933	257.8	30:12.667
22	1	1:46.489	33.112	33.824	39.553	254.7	1:08:31.536	16	3	3:51.041	2:39.009	32.826	39.206		34:03.708
23	1	1:44.682	32.796	32.544	39.342	257.8	1:10:16.218	17	3	1:43.119	32.435	32.125	38.559	264.7	35:46.827
24	1	1:44.871	32.669	32.687	39.515	255.3	1:12:01.089	18	3	1:43.550	32.402	32.130	39.018	264.7	37:30.377
25	1	1:45.563	32.761	32.578	40.224	254.7	1:13:46.652	19	3	1:43.651	32.351	32.388	38.912	262.8	39:14.028
26	1	1:45.086	32.765	32.850	39.471	254.7	1:15:31.738	20	3	1:43.832	32.605	32.055	39.172		40:57.860
27	1	1:44.779	32.824	32.697	39.258	255.9	1:17:16.517	21	3	1:52.729 B	32.401	32.219	48.109	260.9	42:50.589
28	1	1:43.857	32.473	32.382	39.002	255.9	1:19:00.374	22	1	4:24.895	3:10.482	33.169	41.244		47:15.484
29	1	1:44.328	32.749	32.442	39.137	257.1	1:20:44.702	23	1	1:49.209	33.510	34.209	41.490	255.9	49:04.693
30	1	1:44.423	32.731	32.334	39.358	255.9	1:22:29.125	24	1	1:46.805	33.201	32.862	40.742	257.1	50:51.498
31	1	1:43.994	32.446	32.489	39.059	255.3	1:24:13.119	25	1	1:46.694	33.036	32.393	41.265	257.8	52:38.192
32	1	1:44.914	33.052	32.210	39.652	255.3	1:25:58.033	26	1	1:46.276	32.870	32.722	40.684	254.7	54:24.468
33	1	1:56.443 B	32.549	32.420	51.474	255.9	1:27:54.476	27	1	1:46.012	32.849	32.861	40.302	257.8	56:10.480
34	2	12:44.789	...	32.124	39.183		1:40:39.265	28	1	1:50.021	33.892	34.594	41.535	257.1	58:00.501
35	2	1:43.685	32.092	32.499	39.094	255.3	1:42:22.950	29	1	2:00.116 B	34.495	34.552	51.069	258.4	1:00:00.617
36	2	1:42.213	32.074	31.797	38.342	257.1	1:44:05.163	30	2	3:50.912	2:40.047	32.053	38.812		1:03:51.529
37	2	1:42.658	32.102	31.926	38.630	255.3	1:45:47.821	31	2	1:41.820	31.968	31.600	38.252	259.6	1:05:33.349
38	2	1:42.692	32.319	31.716	38.657	257.1	1:47:30.513	32	2	1:41.393	31.824	31.455	38.114	261.5	1:07:14.742
39	2	1:42.428	32.019	31.873	38.536	257.1	1:49:12.941	33	2	1:49.121 B	31.799	32.702	44.620	260.2	1:09:03.863
40	2	1:42.456	32.063	31.796	38.597	255.3	1:50:55.397	34	1	41:24.495	...	33.145	40.423		1:50:28.358
41	2	1:42.893	32.102	32.177	38.614	257.1	1:52:38.290	35	1	1:47.201	33.042	33.577	40.582	255.3	1:52:15.559
42	2	1:42.544	32.042	31.918	38.584	255.9	1:54:20.834	36	1	1:47.566	33.637	33.076	40.853	241.1	1:54:03.125
43	2	1:42.396	32.094	31.917	38.385	257.8	1:56:03.230	37	1	1:46.331	32.904	32.711	40.716	256.5	1:55:49.456
44	2	2:11.905 B	31.932	31.964	1:08.009	257.8	1:58:15.135	38	1	2:03.513 B	34.346	33.656	55.511	255.3	1:57:52.969
45	3	19:22.384	...	32.526	38.852		2:17:37.519								
46	3	1:41.871	32.019	31.430	38.422	254.7	2:19:19.390								
47	3	1:43.381	31.813	32.936	38.632	256.5	2:21:02.771								
48	3	1:41.527	31.785	31.481	38.261	257.1	2:22:44.298								
49	3	1:50.674 B	31.851	31.855	46.968	259.0	2:24:34.972								
50	1	5:14.735	4:00.629	32.983	41.123		2:29:49.707								
51	1	2:16.037 B	34.408	38.746	1:02.883	255.9	2:32:05.744								
52	1	8:14.868	7:00.021	32.788	42.059		2:40:20.612								
53	1	1:46.914	34.161	32.445	40.308	252.9	2:42:07.526								
54	1	1:46.184	33.962	32.366	39.856	257.1	2:43:53.710								
55	1	1:43.404	32.146	32.197	39.061	256.5	2:45:37.114								

