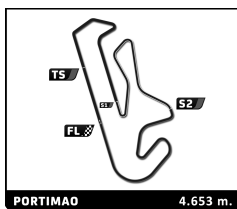


EUROPEAN LE MANS SERIES
4 Hours of Portimao
Bronze Driver Collective Test

Sector Analysis

Lap under Red Flag Invalidated Lap Personal Best Session Best B Crossing the pit lane

Lap	D	Time	Sector 1	Sector 2	Sector 3	T. Spd	Elapsed	Lap	D	Time	Sector 1	Sector 2	Sector 3	T. Spd	Elapsed		
2		United Autosports				Ligier JS P320 - Nissan				12	2	1:39.155	31.007	31.031	37.117	269.3	21:18.241
		1.Wayne BOYD		3.Edouard CAUHAUPE		LMP3				13	2	1:38.626	30.821	30.644	37.161	268.0	22:56.867
		2.Robert WHELDON								14	2	1:44.350 B	30.882	30.629	42.839	267.3	24:41.217
1	2	2:00.220	50.681	31.680	37.859		2:00.220										
2	2	1:40.629	31.571	31.249	37.809	258.4	3:40.849										
3	2	1:40.010	31.283	30.888	37.839	259.0	5:20.859										
4	2	1:40.994	31.670	31.149	38.175	257.8	7:01.853										
5	2	1:40.427	31.544	31.074	37.809	258.4	8:42.280										
6	2	1:41.147	31.721	31.179	38.247	259.0	10:23.427										
7	2	1:40.323	31.494	30.982	37.847	257.8	12:03.750										
8	2	1:42.004	31.398	31.007	39.599	259.6	13:45.754										
9	2	1:47.256 B	32.015	31.099	44.142	251.2	15:33.010										
10	2	3:49.575	2:40.133	31.063	38.379		19:22.585										
11	2	1:41.363	32.632	31.011	37.720	262.1	21:03.948										
12	2	1:39.861	31.295	30.816	37.750	254.1	22:43.809										
13	2	1:39.806	31.352	30.765	37.689	260.2	24:23.615										
14	2	1:39.702	31.202	30.864	37.636	259.0	26:03.317										
15	2	1:40.471	31.713	30.896	37.862	259.6	27:43.788										
16	2	1:39.792	31.178	30.820	37.794	259.0	29:23.580										
17	2	1:39.951	31.140	30.906	37.905	260.2	31:03.531										
3		United Autosports				Ligier JS P320 - Nissan											
		1.James MCGUIRE		3.Andrew BENTLEY		LMP3											
		2.Duncan TAPPY															
1	1	2:59.355	1:47.085	33.453	38.817		2:59.355										
2	1	1:43.545	32.443	32.829	38.273	255.9	4:42.900										
3	1	1:42.916	32.476	31.960	38.480	259.0	6:25.816										
4	1	1:42.199	32.113	31.856	38.230	257.8	8:08.015										
5	1	1:51.911	34.194	38.817	38.900	260.2	9:59.926										
6	1	1:41.864	32.046	31.802	38.016	259.6	11:41.790										
7	1	1:41.372	31.904	31.495	37.973	260.2	13:23.162										
8	1	1:41.164	31.863	31.397	37.904	260.2	15:04.326										
9	1	1:48.577	32.133	31.505	44.939	261.5	16:52.903										
10	1	1:59.786 B	36.884	34.181	48.721	224.5	18:52.689										
11	3	3:28.562	2:18.619	31.701	38.242		22:21.251										
12	3	1:42.030	31.698	32.386	37.946	257.8	24:03.281										
13	3	1:40.393	31.415	31.004	37.974	259.0	25:43.674										
14	3	1:42.716	32.703	31.654	38.359	260.2	27:26.390										
15	3	1:40.542	31.675	31.159	37.708	260.9	29:06.932										
16	3	1:40.256	31.525	30.980	37.751	261.5	30:47.188										
4		DKR Engineering				Duqueine M30 - D08 - Nissan											
		1.Laurents HORR				LMP3											
		2.Mathieu DE BARBUAT															
1	2	3:00.178	1:48.714	32.922	38.542		3:00.178										
2	2	1:41.211	31.971	31.613	37.627	262.8	4:41.389										
3	2	1:39.307	31.122	30.904	37.281	264.7	6:20.696										
4	2	1:40.044	31.227	31.349	37.468	265.4	8:00.740										
5	2	1:39.435	31.076	31.095	37.264	266.0	9:40.175										
6	2	1:39.511	31.009	31.160	37.342	266.7	11:19.686										
7	2	1:40.931	31.332	31.074	38.525	267.3	13:00.617										
8	2	1:39.147	31.158	30.750	37.239	267.3	14:39.764										
9	2	1:39.797	31.089	31.115	37.593	268.7	16:19.561										
10	2	1:40.106	31.079	30.880	38.147	267.3	17:59.667										
11	2	1:39.419	31.326	30.863	37.230	265.4	19:39.086										
5		MY2S Racing				Ligier JS P320 - Nissan											
		1.Christophe CRESP		3.Adrien CHILA		LMP3											
		2.Fabien LAVERGNE															
1	1	2:14.246	1:00.357	33.198	40.691		2:14.246										
2	1	1:42.773	32.522	32.320	37.931	254.7	3:57.019										
3	1	1:42.176	32.289	31.775	38.112	261.5	5:39.195										
4	1	1:42.458	32.477	31.771	38.210	263.4	7:21.653										
5	1	1:41.316	31.851	31.437	38.028	261.5	9:02.969										
6	1	1:42.261	31.725	31.917	38.619	262.8	10:45.230										
7	1	1:42.172	32.566	31.643	37.963	266.0	12:27.402										
8	1	1:49.040 B	31.993	31.846	45.201	263.4	14:16.442										
9	1	5:12.194	4:01.284	31.842	39.068		19:28.636										
10	1	1:42.679	32.353	31.697	38.629	259.6	21:11.315										
11	1	1:42.570	32.087	31.830	38.653	264.1	22:53.885										
12	1	1:41.575	31.978	31.641	37.956	262.1	24:35.460										
13	1	1:43.547	32.368	32.553	38.626	265.4	26:19.007										
14	1	1:46.123	32.183	33.103	40.837	264.7	28:05.130										
15	1	1:43.861	32.986	32.387	38.488	260.2	29:48.991										
16	1	1:42.518	32.035	31.885	38.598	264.7	31:31.509										
6		Nielsen Racing				Ligier JS P320 - Nissan											
		1.Nicholas ADCOCK		3.Max KOEBOLT		LMP3											
		2.Austin MCCUSKER															
1	1	1:58.983	46.641	33.098	39.244		1:58.983										
2	1	1:43.797	34.223	31.732	37.842	253.5	3:42.780										
3	1	1:40.911	31.819	31.185	37.907	259.0	5:23.691										
4	1	1:41.924	32.361	31.492	38.071	260.2	7:05.615										
5	1	1:41.067	31.871	31.277	37.919	260.9	8:46.682										
6	1	1:41.621	32.336	31.342	37.943	260.9	10:28.303										
7	1	1:41.136	31.927	31.346	37.863	260.9	12:09.439										
8	1	1:40.930	31.615	31.160	38.155	260.9	13:50.369										
9	1	1:40.788	31.843	31.050	37.895	262.1	15:31.157										
10	1	1:40.790	31.538	31.281	37.971	260.9	17:11.947										
11	1	1:41.147	31.663	31.299	38.185	260.2	18:53.094										
12	1	1:40.614	31.763	31.013	37.838	262.1	20:33.708										
13	1	1:40.866	31.754	31.166	37.946	262.1	22:14.574										
14	1	1:40.526	31.466	31.329	37.731	262.1	23:55.100										
15	1	1:47.233	31.790	31.752	43.691	263.4	25:42.333										
16	1	1:41.915	31.744	31.929	38.242	260.2	27:24.248										
17	1	1:40.687	31.592	31.228	37.867	261.5	29:04.935										
18	1	1:40.522	31.570	31.072	37.880	263.4	30:45.457										
7		Nielsen Racing				Ligier JS P320 - Nissan											
		1.Anthony WELLS				LMP3											
		2.Colin NOBLE															
1	1	1:57.207	46.522	32.461	38.224		1:57.207										
2	1	1:41.273	31.963	31.364	37.946	257.8	3:38.480										
3	1	1:41.144	31.893	31.259	37.992	260.2	5:19.624										
4	1	1:43.177	33.249	31.859													



EUROPEAN LE MANS SERIES
4 Hours of Portimao
Bronze Driver Collective Test

Sector Analysis

Lap under Red Flag Invalidated Lap Personal Best Session Best Crossing the pit lane

Lap	D	Time	Sector 1	Sector 2	Sector 3	T. Spd	Elapsed	Lap	D	Time	Sector 1	Sector 2	Sector 3	T. Spd	Elapsed
8	1	1:40.608	31.556	31.155	37.897	262.8	13:47.504	2	2	1:40.365	31.717	31.039	37.609	259.0	3:40.177
9	1	1:40.845	31.631	31.148	38.066	262.8	15:28.349	3	2	1:39.837	31.169	30.886	37.782	259.6	5:20.014
10	1	1:41.513	31.773	31.488	38.252	265.4	17:09.862	4	2	1:40.974	31.682	31.296	37.996	260.9	7:00.988
11	1	1:41.385	31.972	31.372	38.041	264.7	18:51.247	5	2	1:40.193	31.503	30.949	37.741	258.4	8:41.181
12	1	1:40.836	31.674	31.160	38.002	264.1	20:32.083	6	2	1:49.631	31.239	33.336	45.056	260.9	10:30.812
13	1	1:40.808	31.744	31.182	37.882	262.1	22:12.891	7	2	3:25.518	2:16.509	31.143	37.866		13:56.330
14	1	1:40.806	31.582	31.192	38.032	264.7	23:53.697	8	2	1:40.165	31.252	30.838	38.075	260.2	15:36.495
15	1	2:00.955	38.458	32.384	50.113	268.0	25:54.652	9	2	1:40.940	31.605	31.460	37.875	259.6	17:17.435

8 **Graff** Ligier JS P320 - Nissan LMP3
1. Eric TROUILLET 3. David DROUX
2. Sébastien PAGE

1	2	1:54.227	39.418	34.353	40.456		1:54.227
2	2	1:42.160	31.925	31.728	38.507	257.1	3:36.387
3	2	1:40.430	31.518	31.300	37.612	261.5	5:16.817
4	2	1:40.501	31.497	31.339	37.665	261.5	6:57.318
5	2	1:40.631	31.482	31.471	37.678	260.2	8:37.949
6	2	1:40.496	31.392	31.412	37.692	262.1	10:18.445
7	2	1:40.874	31.549	31.510	37.815	262.8	11:59.319
8	2	1:40.994	31.533	31.227	38.234	262.8	13:40.313
9	2	1:40.610	31.682	31.223	37.705	258.4	15:20.923
10	2	1:40.359	31.457	31.262	37.640	263.4	17:01.282
11	2	1:41.559	31.586	31.589	38.384	262.1	18:42.841
12	2	1:47.145	31.472	31.250	44.423	262.8	20:29.986
13	1	3:35.302	2:19.646	34.766	40.890		24:05.288
14	1	1:42.347	31.932	31.877	38.538	260.9	25:47.635
15	1	1:41.755	31.839	31.821	38.095	260.2	27:29.390
16	1	1:42.881	31.857	32.274	38.750	265.4	29:12.271
17	1	1:40.799	31.421	31.443	37.935	262.8	30:53.070

9 **Graff** Ligier JS P320 - Nissan LMP3
1. Matthias KAISER
2. Rory PENTTINEN

1	2	1:53.471	42.252	31.909	39.310		1:53.471
2	2	1:39.747	31.345	30.861	37.541	257.1	3:33.218
3	2	1:40.259	31.527	31.190	37.542	260.2	5:13.477
4	2	1:39.507	31.271	30.814	37.422	260.2	6:52.984
5	2	1:39.797	31.414	30.857	37.526	260.9	8:32.781
6	2	1:39.894	31.524	30.915	37.455	260.9	10:12.675
7	2	1:40.002	31.448	31.044	37.510	262.1	11:52.677
8	2	1:40.239	31.372	31.253	37.614	262.8	13:32.916
9	2	1:42.632	31.618	31.114	39.900	262.1	15:15.548
10	2	1:39.320	31.157	30.724	37.439	264.1	16:54.868
11	2	1:41.694	31.873	31.426	38.395	262.1	18:36.562
12	2	1:41.462	31.804	31.694	37.964	260.2	20:18.024
13	2	1:42.239	31.954	31.708	38.577	257.8	22:00.263
14	2	1:40.552	32.216	30.914	37.422	262.1	23:40.815
15	2	1:39.889	31.571	31.007	37.311	262.8	25:20.704
16	2	1:40.862	32.479	30.934	37.449	262.8	27:01.566
17	2	1:39.543	31.373	30.908	37.262	263.4	28:41.109
18	2	1:39.682	31.228	30.803	37.651	264.1	30:20.791

11 **Eurointernational** Ligier JS P320 - Nissan LMP3
1. Mattia DRUDI 3. Finn GEHRSTZ
2. Antoine DOQUIN

1	2	1:59.812	49.074	32.594	38.144		1:59.812
---	---	----------	--------	--------	--------	--	----------

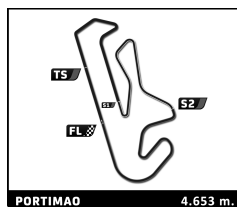
12 **Racing Experience** Duqueine M30 - D08 - Nissan LMP3
1. Gary HAUSER 3. Guilherme OLIVEIRA
2. Tom CLOET

1	2	2:18.502	1:06.173	32.869	39.460		2:18.502
2	2	1:42.337	32.557	31.828	37.952	257.8	4:00.839
3	2	2:02.185	51.060	32.697	38.428	259.6	6:03.024
4	2	1:42.273	32.016	31.692	38.565	259.0	7:45.297
5	2	1:44.009	32.148	33.278	38.583	261.5	9:29.306
6	2	1:41.998	31.890	31.783	38.325	262.8	11:11.304
7	2	1:41.531	31.701	31.625	38.205	262.1	12:52.835
8	2	1:41.626	31.815	31.583	38.228	260.9	14:34.461
9	2	1:41.861	31.942	31.556	38.363	265.4	16:16.322
10	2	1:50.631	31.720	31.720	47.191	261.5	18:06.953
11	2	3:37.414	2:26.126	32.438	38.850		21:44.367
12	2	1:43.552	33.105	32.029	38.418	255.9	23:27.919
13	2	1:41.675	31.870	31.325	38.480	260.9	25:09.594
14	2	1:57.718	47.031	32.355	38.332	261.5	27:07.312
15	2	1:41.958	32.065	31.579	38.314	261.5	28:49.270
16	2	1:41.948	31.880	31.671	38.397	263.4	30:31.218

13 **Inter Europol Competition** Ligier JS P320 - Nissan LMP3
1. Martin HIPPE 3. Adam ETEKI
2. Ugo DE WILDE

1	1	2:40.486	1:29.444	32.000	39.042		2:40.486
2	1	1:40.130	31.556	31.065	37.509	261.5	4:20.616
3	1	1:43.290	33.422	32.067	37.801	267.3	6:03.906
4	1	1:41.680	31.584	31.615	38.481	264.1	7:45.586
5	1	1:48.179	34.108	35.192	38.879	265.4	9:33.765
6	1	1:40.245	31.469	31.204	37.572	264.1	11:14.010
7	1	1:39.474	31.165	30.994	37.315	264.7	12:53.484
8	1	1:51.834	31.804	32.052	47.978	266.7	14:45.318
9	1	3:21.650	2:11.811	31.743	38.096		18:06.968
10	1	1:40.938	31.664	31.506	37.768	262.8	19:47.906
11	1	1:40.560	31.537	31.348	37.675	264.1	21:28.466
12	1	1:40.643	31.542	31.492	37.609	264.7	23:09.109
13	1	1:40.622	31.395	31.240	37.987	266.0	24:49.731
14	1	1:41.705	31.591	31.465	38.649	265.4	26:31.436
15	1	1:41.238	32.005	31.570	37.663	264.7	28:12.674





EUROPEAN LE MANS SERIES

4 Hours of Portimao

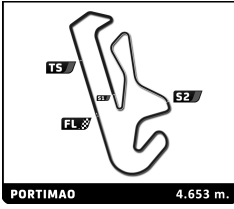
Bronze Driver Collective Test

PORTIMAO 4.653 m. Sector Analysis

Lap under Red Flag Invalidated Lap Personal Best Session Best Crossing the pit lane

Lap	D	Time	Sector 1	Sector 2	Sector 3	T. Spd	Elapsed	Lap	D	Time	Sector 1	Sector 2	Sector 3	T. Spd	Elapsed
14	Inter Europol Competition Ligier JS P320 - Nissan														
			1. Mateusz KAPRZYK		3. Patryk KRUPINSKI		LMP3								
			2. Nicolas PINO												
1	3	2:04.433	52.466	33.289	38.678		2:04.433	12	2	1:41.873	32.062	31.587	38.224	257.8	23:22.113
2	3	1:40.885	31.493	31.364	38.028	259.6	3:45.318	13	2	1:41.580	31.578	31.826	38.176	260.2	25:03.693
3	3	1:41.693	32.226	31.349	38.118	247.1	5:27.011	14	2	1:41.286	31.794	31.380	38.112	261.5	26:44.979
4	3	1:41.183	31.623	31.195	38.365	262.1	7:08.194	15	2	1:42.440	31.790	31.798	38.852	262.8	28:27.419
5	3	1:41.859	32.315	31.607	37.937	264.1	8:50.053	16	2	1:41.074	31.586	31.373	38.115	261.5	30:08.493
6	3	1:41.096	31.651	31.351	38.094	264.1	10:31.149								
7	3	1:41.159	31.864	31.436	37.859	262.1	12:12.308								
8	3	1:49.387	B 31.798	31.177	46.412	266.0	14:01.695								
9	3	3:48.454	2:39.463	31.248	37.743		17:50.149								
10	3	1:40.347	31.021	31.483	37.843	262.8	19:30.496								
11	3	1:41.362	31.510	31.329	38.523	264.7	21:11.858								
12	3	1:48.754	38.464	32.135	38.155	234.8	23:00.612								
13	3	1:40.453	31.678	30.768	38.007	260.9	24:41.065								
14	3	1:40.182	31.275	30.951	37.956	264.1	26:21.247								
15	3	1:41.586	31.528	31.831	38.227	263.4	28:02.833								
16	3	1:41.504	32.286	31.159	38.059	266.7	29:44.337								
17	3	2:03.719	B 44.198	31.518	48.003	264.7	31:48.056								
15	RLR MSport Ligier JS P320 - Nissan														
			1. Michael BENHAM		3. Malthe JAKOBSEN		LMP3								
			2. Alex KAPADIA												
1	1	3:06.164	1:55.388	32.670	38.106		3:06.164								
2	1	1:41.112	32.054	31.560	37.498	255.3	4:47.276								
3	1	1:40.847	31.704	31.281	37.862	259.0	6:28.123								
4	1	1:41.100	31.542	31.331	38.227	261.5	8:09.223								
5	1	1:46.363	33.297	34.802	38.264	262.8	9:55.586								
6	1	1:41.618	31.948	31.686	37.984	260.2	11:37.204								
7	1	1:41.210	31.927	31.455	37.828	260.9	13:18.414								
8	1	1:40.979	31.722	31.438	37.819	261.5	14:59.393								
9	1	1:40.909	31.489	31.368	38.052	262.1	16:40.302								
10	1	1:41.850	31.371	31.857	38.622	262.1	18:22.152								
11	1	1:40.637	31.509	31.312	37.816	261.5	20:02.789								
12	1	1:41.653	32.189	31.563	37.901	261.5	21:44.442								
13	1	1:41.208	31.988	31.315	37.905	258.4	23:25.650								
14	1	1:46.468	B 31.484	31.306	43.678	262.8	25:12.118								
18	1 AIM Villorba Corse Ligier JS P320 - Nissan														
			1. Alessandro BRESSAN		3. Damiano FIORAVANTI		LMP3								
			2. Andreas LASKARATOS												
1	2	2:42.801	1:32.923	31.790	38.088		2:42.801								
2	2	1:41.316	31.893	31.487	37.936	258.4	4:24.117								
3	2	1:41.496	31.618	31.910	37.968	260.9	6:05.613								
4	2	1:41.229	31.602	31.284	38.343	260.2	7:46.842								
5	2	1:41.703	31.588	31.906	38.209	262.8	9:28.545								
6	2	1:40.730	31.665	31.191	37.874	261.5	11:09.275								
7	2	1:40.668	31.588	31.335	37.745	261.5	12:49.943								
8	2	1:47.172	B 31.568	31.493	44.111	261.5	14:37.115								
9	2	3:39.422	2:29.419	31.822	38.181		18:16.537								
10	2	1:41.598	31.836	31.643	38.119	259.0	19:58.135								
11	2	1:42.105	31.917	31.388	38.800	260.2	21:40.240								
19	COOL Racing Ligier JS P320 - Nissan														
			1. Nicolas MAULINI		3. Niklas KRUETTEN		LMP3								
			2. Matthew BELL												
1	1	2:10.430	1:00.499	31.910	38.021		2:10.430								
2	1	1:40.780	31.298	31.961	37.521	257.8	3:51.210								
3	1	1:39.003	30.770	30.953	37.280	263.4	5:30.213								
4	1	1:38.900	30.711	30.875	37.314	264.1	7:09.113								
5	1	1:45.801	B 30.951	31.072	43.778	265.4	8:54.914								
6	1	3:16.471	2:06.548	31.855	38.068		12:11.385								
7	1	1:40.708	31.631	31.392	37.685	262.1	13:52.093								
8	1	1:41.191	31.981	31.375	37.835	263.4	15:33.284								
9	1	1:40.851	31.416	31.578	37.857	263.4	17:14.135								
10	1	1:40.477	31.374	31.371	37.732	262.8	18:54.612								
11	1	1:41.565	31.432	31.603	38.530	265.4	20:36.177								
12	1	1:40.106	31.225	31.241	37.640	262.8	22:16.283								
13	1	1:41.165	31.650	31.582	37.933	264.7	23:57.448								
14	1	1:42.013	31.683	31.610	38.720	264.1	25:39.461								
15	1	1:42.396	32.122	31.977	38.297	265.4	27:21.857								
16	1	1:40.470	31.377	31.271	37.822	263.4	29:02.327								
17	1	1:40.925	31.551	31.373	38.001	264.7	30:43.252								
20	Team Virage Ligier JS P320 - Nissan														
			1. Rob HODES		3. Julien GERBI		LMP3								
			2. Alex FONTANA												
1	3	3:06.970	1:54.719	32.700	39.551		3:06.970								
2	3	1:42.665	32.588	31.859	38.218	256.5	4:49.635								
3	3	1:42.561	32.751	31.891	37.919	257.8	6:32.196								
4	3	1:41.012	31.898	31.525	37.589	258.4	8:13.208								
5	3	1:45.187	31.763	33.337	40.087	259.0	9:58.395								
6	3	1:40.932	31.832	31.491	37.609	257.8	11:39.327								
7	3	1:40.367	31.517	31.105	37.745	260.9	13:19.694								
8	3	1:43.935	31.828	32.111	39.996	259.0	15:03.629								
9	3	1:40.651	31.559	31.384	37.708	259.6	16:44.280								
10	3	1:49.190	B 31.915	32.093	45.182	261.5	18:33.470								
11	3	3:24.934	2:13.466	32.743	38.725		21:58.404								
12	3	1:44.398	34.166	32.252	37.980	257.1	23:42.802								
13	3	1:41.480	32.535	31.347	37.598	258.4	25:24.282								
14	3	1:41.305	32.085	31.447	37.773	258.4	27:05.587								
15	3	1:40.906	31.715	31.568	37.623	259.6	28:46.493								
16	3	1:41.262	31.600	31.303	38.359	260.2	30:27.755								
25	G-Drive Racing Aurus 01 - Gibson														
			1. John FALB		3. Gustavo MENEZES		LMP2 P/A								
			2. Rui ANDRADE												
1	1	1:58.767	49.676	31.383	37.708		1:58.767								
2	1	1:36.074	30.254	29.874	35.946	272.0	3:34.841								
3	1	1:34.958	29.799	29.725	35.434	277.6	5:09.799								
4	1	1:34.552	29.533	29.526	35.493	277.6	6:44.351								
5	1	1:35.425	29.616	29.762	36.047	278.4	8:19.776								
6	1	1:43.127	B 29.694	30.477	42.956	275.5	10:02.903								





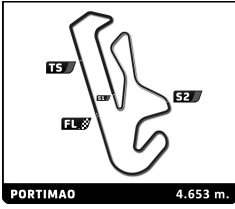
EUROPEAN LE MANS SERIES
4 Hours of Portimao
Bronze Driver Collective Test

Sector Analysis

Lap under Red Flag Invalidated Lap Personal Best Session Best Crossing the pit lane

Lap	D	Time	Sector 1	Sector 2	Sector 3	T. Spd	Elapsed	Lap	D	Time	Sector 1	Sector 2	Sector 3	T. Spd	Elapsed
29 Ultimate 1.Matthieu LAHAYE 2.Jean-Baptiste LAHAYE 3.Gianluca GIRAUDI Oreca 07 - Gibson LMP2 P/A															
1	3	2:05.445	52.084	34.103	39.258		2:05.445								
2	3	1:40.180	31.255	31.199	37.726	266.0	3:45.625								
3	3	1:38.445	30.792	30.730	36.923	271.4	5:24.070								
4	3	1:38.917	30.933	30.364	37.620	274.1	7:02.987								
5	3	1:39.460	30.815	31.095	37.550	272.7	8:42.447								
6	3	1:37.874	30.458	30.984	36.432	273.4	10:20.321								
7	3	1:45.919	B 30.513	31.072	44.334	275.5	12:06.240								
8	3	3:03.304	1:56.081	30.238	36.985		15:09.544								
9	3	1:37.804	30.278	29.996	37.530	272.7	16:47.348								
10	3	1:38.158	30.407	30.702	37.049	268.7	18:25.506								
11	3	1:37.573	31.155	29.706	36.712	276.2	20:03.079								
12	3	1:37.502	30.251	29.820	37.431	276.2	21:40.581								
13	3	1:36.860	30.474	29.852	36.534	272.0	23:17.441								
14	3	1:35.786	29.911	29.518	36.357	277.6	24:53.227								
15	3	1:37.629	30.630	29.469	37.530	277.6	26:30.856								
16	3	1:35.787	30.080	29.677	36.030	274.8	28:06.643								
17	3	1:39.339	31.446	30.682	37.211	279.1	29:45.982								
18	3	1:35.420	30.024	29.385	36.011	276.2	31:21.402								
34 Racing Team Turkey 1.Salih YOLUC 2.Charlie EASTWOOD 3.Harry TINCKNELL Oreca 07 - Gibson LMP2 P/A															
1	1	2:53.354	1:42.783	31.603	38.968		2:53.354								
2	1	1:38.320	29.854	30.449	38.017	275.5	4:31.674								
3	1	1:36.221	29.725	29.607	36.889	276.9	6:07.895								
4	1	1:37.865	30.251	30.591	37.023	275.5	7:45.760								
5	1	1:34.773	29.770	29.647	35.356	279.8	9:20.533								
6	1	1:37.269	29.565	31.553	36.151	279.8	10:57.802								
7	1	1:35.036	29.825	29.640	35.571	276.9	12:32.838								
8	1	1:36.455	29.833	30.450	36.172	279.8	14:09.293								
9	1	1:37.029	30.737	29.877	36.415	278.4	15:46.322								
10	1	1:36.487	31.187	29.646	35.654	282.0	17:22.809								
11	1	1:34.808	29.832	29.390	35.586	279.1	18:57.617								
12	1	1:42.808	B 29.812	30.468	42.528	280.5	20:40.425								
13	1	2:36.315	1:25.335	32.037	38.943		23:16.740								
14	1	1:45.201	29.866	29.633	45.702	279.8	25:01.941								
15	1	1:36.692	29.541	30.081	37.070	278.4	26:38.633								
16	1	1:35.187	29.758	29.608	35.821	280.5	28:13.820								
17	1	1:47.643	30.132	30.600	46.911	280.5	30:01.463								
37 COOL Racing 1.Alexandre COIGNY 2.Nicolas LAPIERRE 3.Charles MILESI Oreca 07 - Gibson LMP2 P/A															
1	1	1:46.210	39.168	30.627	36.415		1:46.210								
2	1	1:35.471	29.771	29.661	36.039	278.4	3:21.681								
3	1	1:35.873	30.188	29.692	35.993	279.8	4:57.554								
4	1	1:36.275	30.420	29.680	36.175	283.5	6:33.829								
5	1	1:36.197	30.166	29.996	36.035	281.2	8:10.026								
6	1	1:36.862	31.138	29.885	35.839	284.2	9:46.888								
7	1	1:35.431	29.760	29.675	35.996	282.0	11:22.319								
8	1	1:37.286	29.890	30.256	37.140	282.7	12:59.605								
9	1	1:42.818	B 29.624	29.875	43.319	282.7	14:42.423								
10	1	3:14.644	B 1:56.031	32.438	46.175		17:57.067								
11	1	8:01.110	B 6:19.450	38.571	1:03.089		25:58.177								
39 Graff 1.Vincent CAPILLAIRE 2.Maxime ROBIN 3.Arnold ROBIN Oreca 07 - Gibson LMP2 P/A															
1	3	1:48.355	40.248	31.221	36.886		1:48.355								
2	3	1:36.289	30.064	29.988	36.237	272.7	3:24.644								
3	3	1:36.095	29.898	29.994	36.203	276.2	5:00.739								
4	3	1:39.079	29.890	31.440	37.749	276.9	6:39.818								
5	3	1:36.987	30.140	30.399	36.448	274.8	8:16.805								
6	3	1:39.377	29.959	32.128	37.290	276.9	9:56.182								
7	3	1:38.165	31.259	30.019	36.887	277.6	11:34.347								
8	3	1:36.325	30.219	29.972	36.134	276.2	13:10.672								
9	3	1:35.930	29.789	30.122	36.019	276.9	14:46.602								
10	3	1:35.522	29.916	29.681	35.925	278.4	16:22.124								
11	3	1:36.871	29.869	29.865	37.137	277.6	17:58.995								
12	3	1:45.670	B 30.121	30.158	45.391	276.2	19:44.665								
13	3	2:36.503	1:29.308	30.507	36.688		22:21.168								
14	3	2:11.584	B 29.683	49.505	52.396	279.1	24:32.752								
15	3	3:05.412	1:58.735	30.327	36.350		27:38.164								
16	3	1:36.591	29.679	30.878	36.034	282.7	29:14.755								
17	3	1:38.464	30.690	30.085	37.689	284.2	30:53.219								
42 Sainteloc Racing 1.Fabien MICHAL 2.Lucas LÉGERET Ligier JS P320 - Nissan LMP3															
1	1	2:56.179	1:42.659	33.808	39.712		2:56.179								
2	1	1:40.264	31.399	30.932	37.933	256.5	4:36.443								
3	1	1:41.289	32.038	31.401	37.850	260.9	6:17.732								
4	1	1:44.169	32.007	32.563	39.599	259.6	8:01.901								
5	1	1:40.108	31.553	30.901	37.654	259.6	9:42.009								
6	1	1:40.042	31.472	30.916	37.654	260.2	11:22.051								
7	1	1:47.808	B 32.323	31.155	44.330	260.9	13:09.859								
8	1	5:38.155	4:27.679	31.766	38.710		18:48.014								
9	1	1:41.784	31.949	31.222	38.613	255.3	20:29.798								
10	1	1:40.966	31.619	31.221	38.126	256.5	22:10.764								
11	1	1:42.423	31.445	31.341	39.637	258.4	23:53.187								
12	1	1:45.141	32.781	32.165	40.195	257.8	25:38.328								
13	1	1:40.908	32.027	30.972	37.909	259.6	27:19.236								
14	1	1:40.643	31.525	31.160	37.958	257.8	28:59.879								
15	1	1:40.610	31.540	31.042	38.028	259.0	30:40.489								





EUROPEAN LE MANS SERIES

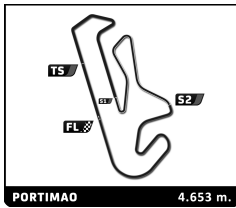
4 Hours of Portimao

Bronze Driver Collective Test

Sector Analysis

Lap	D	Time	Sector 1	Sector 2	Sector 3	T. Spd	Elapsed	Lap under Red Flag	Invalidated Lap	Personal Best	Session Best	Crossing the pit lane	Lap	D	Time	Sector 1	Sector 2	Sector 3	T. Spd	Elapsed															
55	Spirit of Race		3.David PEREL		Ferrari 488 GTE Evo							LMGTE		12	1	1:52.000	36.819	35.204	39.977	250.0	23:49.811														
1.Duncan CAMERON																					13	1	1:54.237 B	32.907	32.629	48.701	252.9	25:44.048							
2.Matthew GRIFFIN																					66		JMW Motorsport		3.Thong WEI FUNG SHAUN		Ferrari 488 GTE Evo							LMGTE	
1	1	2:47.964	1:35.045	32.844	40.075		2:47.964			1	1	2:10.504	55.985	34.148	40.371		2:10.504																		
2	1	1:45.157	32.786	32.166	40.205	252.9	4:33.121			2	1	1:44.786	33.552	32.315	38.919	253.5	3:55.290																		
3	1	1:43.376	32.705	31.855	38.816	254.7	6:16.497			3	1	1:43.689	32.541	32.219	38.929	255.3	5:38.979																		
4	1	1:46.601	33.016	32.518	41.067	255.3	8:03.098			4	1	1:44.875	33.631	32.090	39.154	255.9	7:23.854																		
5	1	1:43.382	32.488	32.187	38.707	254.7	9:46.480			5	1	1:50.931 B	32.576	32.094	46.261	255.9	9:14.785																		
6	1	1:48.460 B	32.611	31.866	43.983	255.9	11:34.940			6	1	2:44.430	1:32.054	32.104	40.272		11:59.215																		
7	1	2:27.406	1:15.150	32.813	39.443		14:02.346			7	1	1:44.762	33.748	32.048	38.966	246.0	13:43.977																		
8	1	1:42.945	32.509	31.634	38.802	254.1	15:45.291			8	1	1:43.143	32.447	31.762	38.934	255.9	15:27.120																		
9	1	1:43.132	32.461	32.000	38.671	253.5	17:28.423			9	1	1:42.574	32.089	31.974	38.511	255.3	17:09.694																		
10	1	1:42.870	32.317	31.839	38.714	254.7	19:11.293			10	1	1:43.353	32.878	31.803	38.672	255.3	18:53.047																		
11	1	1:42.785	32.287	31.740	38.758	256.5	20:54.078			11	1	1:47.968	33.054	36.056	38.858	257.1	20:41.015																		
12	1	1:42.757	32.257	31.657	38.843	254.7	22:36.835			12	1	1:43.228	32.538	32.170	38.520	255.9	22:24.243																		
13	1	1:43.508	32.288	32.077	39.143	254.7	24:20.343			13	1	1:42.982	32.291	31.931	38.760	257.1	24:07.225																		
14	1	1:42.373	32.074	31.413	38.886	254.7	26:02.716			14	1	1:43.703	32.673	31.982	39.048	257.1	25:50.928																		
15	1	1:43.542	32.927	31.651	38.964	255.3	27:46.258			15	1	1:43.277	32.563	32.135	38.579	256.5	27:34.205																		
16	1	1:42.914	32.418	31.817	38.679	257.1	29:29.172			16	1	1:44.415	32.558	32.935	38.922	258.4	29:18.620																		
17	1	1:43.249	32.309	32.084	38.856	256.5	31:12.421			17	1	1:57.675 B	32.426	32.778	52.471	257.1	31:16.295																		
60	Iron Lynx		3.Paolo RUBERTI		Ferrari 488 GTE Evo							LMGTE		77		Proton Competition		3.Gianmaria BRUNI		Porsche 911 RSR - 19															
1.Claudio SCHIAVONI																					1.Christian RIED		LMGTE		1	1	2:08.491	56.469	32.647	39.375		2:08.491			
2.Giorgio SERNAGIOTTO																					2.Cooper MACNEIL		2	1	1:51.815 B	32.747	32.006	47.062	257.8	4:00.306					
1	1	2:31.632	1:17.615	33.687	40.330		2:31.632			3	1	2:36.727	1:23.518	32.921	40.288		6:37.033																		
2	1	1:44.932	33.316	32.593	39.023	250.6	4:16.564			4	1	1:43.101	32.479	32.016	38.606	254.7	8:20.134																		
3	1	1:49.173	34.272	32.640	42.261	254.1	6:05.737			5	1	1:42.441	32.195	31.597	38.649	259.0	10:02.575																		
4	1	1:54.424 B	34.915	33.154	46.355	251.7	8:00.161			6	1	1:43.054	32.179	31.774	39.101	258.4	11:45.629																		
5	1	2:36.157	1:20.736	34.829	40.592		10:36.318			7	1	1:41.747	32.199	31.234	38.314	257.8	13:27.376																		
6	1	1:44.064	32.848	32.351	38.865	253.5	12:20.382			8	1	1:42.213	32.146	31.576	38.491	257.8	15:09.589																		
7	1	1:43.812	32.667	32.211	38.934	254.1	14:04.194			9	1	1:42.256	32.137	31.552	38.567	259.0	16:51.845																		
8	1	1:45.745	32.644	32.590	40.511	255.9	15:49.939			10	1	1:43.504	32.169	32.123	39.212	258.4	18:35.349																		
9	1	1:44.538	32.876	32.671	38.991	253.5	17:34.477			11	1	1:42.677	32.353	31.940	38.384	257.8	20:18.026																		
10	1	1:45.526	33.009	32.436	40.081	254.1	19:20.003			12	1	1:43.392	32.808	31.887	38.697	260.2	22:01.418																		
11	1	1:50.132	36.948	33.435	39.749	230.3	21:10.135			13	1	1:43.130	32.257	32.242	38.631	260.2	23:44.548																		
12	1	1:51.190	32.990	33.672	44.528	254.1	23:01.325			14	1	1:43.574	32.587	32.460	38.527	258.4	25:28.122																		
13	1	1:50.470	33.394	33.414	43.662	250.0	24:51.795			15	1	1:42.460	32.193	31.646	38.621	258.4	27:10.582																		
14	1	1:51.073	35.831	34.095	41.147	251.7	26:42.868			16	1	1:43.033	32.563	32.100	38.370	258.4	28:53.615																		
15	1	1:47.003	32.995	32.449	41.559	253.5	28:29.871			17	1	1:42.355	32.230	31.738	38.387	258.4	30:35.970																		
16	1	1:44.695	32.682	32.350	39.663	254.1	30:14.566			80		Iron Lynx		3.Miguel MOLINA		Ferrari 488 GTE Evo																			
61		AF Corse		3.Côme LEDOGAR		Ferrari 488 GTE Evo							LMGTE		1.Matteo CRESSONI		LMGTE		1	2	2:18.223	46.367	40.367	51.489		2:18.223									
1.Franck DEZOTEUX																					2.Rino MASTRONARDI		2	2	1:41.868	32.268	31.497	38.103	252.9	4:00.091					
2.Pierre RAGUES																					3	2	1:41.410	31.974	31.371	38.065	255.9	5:41.501							
1	1	2:49.283	1:33.808	33.631	41.844		2:49.283			4	2	1:54.646 B	32.057	34.301	48.288	255.9	7:36.147																		
2	1	1:45.630	33.204	32.660	39.766	250.0	4:34.913			5	2	13:13.988	...	32.331	39.011		20:50.135																		
3	1	1:46.199	33.407	32.739	40.053	251.2	6:21.112			6	2	1:42.069	32.243	31.447	38.379	252.3	22:32.204																		
4	1	1:45.737	33.040	32.632	40.065	252.3	8:06.849			7	2	1:45.687	32.258	32.691	40.738	254.7	24:17.891																		
5	1	1:53.048	35.167	35.695	42.186	230.8	9:59.897			8	2	1:53.316 B	32.182	31.612	49.522	254.7	26:11.207																		
6	1	1:47.158	33.568	32.729	40.861	252.3	11:47.055																												
7	1	2:07.227 B	32.862	37.190	57.175	251.7	13:54.282																												
8	1	2:42.860	1:29.206	33.137	40.517		16:37.142																												
9	1	1:46.944	33.510	32.526	40.908	248.3	18:24.086																												
10	1	1:46.088	33.803	32.384	39.901	251.7	20:10.174																												
11	1	1:47.637	34.889	32.557	40.191	251.2	21:57.811																												





EUROPEAN LE MANS SERIES
4 Hours of Portimao
Bronze Driver Collective Test

Sector Analysis

Lap under Red Flag											Invalidated Lap	Personal Best	Session Best	B Crossing the pit lane					
Lap	D	Time	Sector 1	Sector 2	Sector 3	T. Spd	Elapsed				Lap	D	Time	Sector 1	Sector 2	Sector 3	T. Spd	Elapsed	
83	Iron Lynx		Ferrari 488 GTE Evo				LMGTE				11	1	1:44.686	33.331	32.601	38.754	260.2	21:06.574	
	1. Rahel FREY		3. Michelle GATTING								12	1	1:43.651	32.610	32.381	38.660	258.4	22:50.225	
	2. Sarah BOVY										13	1	1:44.598	32.440	33.293	38.865	257.1	24:34.823	
1	2	2:24.688	1:13.440	32.320	38.928		2:24.688				14	1	1:43.453	32.486	32.442	38.525	258.4	26:18.276	
2	2	1:43.529	32.620	31.900	39.009	252.9	4:08.217				15	1	1:43.745	32.316	32.416	39.013	258.4	28:02.021	
3	2	1:43.064	32.501	31.778	38.785	254.7	5:51.281				16	1	1:45.390	32.882	32.970	39.538	258.4	29:47.411	
4	2	1:42.778	32.323	31.707	38.748	254.7	7:34.059				17	1	1:43.319	32.597	32.078	38.644	257.1	31:30.730	
5	2	1:42.682	32.238	31.517	38.927	255.3	9:16.741												
6	2	1:45.351	32.402	32.226	40.723	254.1	11:02.092												
7	2	1:42.600	32.372	31.770	38.458	254.7	12:44.692												
8	2	1:42.280	32.349	31.528	38.403	255.3	14:26.972												
9	2	1:44.385	32.941	31.755	39.689	255.3	16:11.357												
10	2	1:43.013	32.529	31.691	38.793	255.9	17:54.370												
11	2	1:42.944	32.549	31.626	38.769	254.7	19:37.314												
12	2	1:43.799	32.416	32.502	38.881	253.5	21:21.113												
13	2	1:43.141	32.580	31.714	38.847	255.9	23:04.254												
14	2	1:43.604	32.532	31.856	39.216	255.3	24:47.858												
15	2	1:42.977	32.360	31.822	38.795	255.3	26:30.835												
16	2	1:43.385	32.483	32.266	38.636	256.5	28:14.220												
17	2	1:43.703	32.526	31.605	39.572	257.1	29:57.923												
18	2	1:44.145	32.427	32.362	39.356	255.3	31:42.068												
88	AF Corse		Ferrari 488 GTE Evo				LMGTE												
	1. François PERRODO		3. Alessio ROVERA																
	2. Emmanuel COLLARD																		
1	1	3:11.654	1:56.915	32.069	42.670		3:11.654												
2	1	1:44.956	32.425	33.445	39.086	254.1	4:56.610												
3	1	1:44.542	33.133	31.853	39.556	254.1	6:41.152												
4	1	1:43.848	32.515	32.259	39.074	254.1	8:25.000												
5	1	1:43.188	32.386	31.880	38.922	257.1	10:08.188												
6	1	1:54.342 B	32.336	31.739	50.267	256.5	12:02.530												
7	1	3:05.607	1:55.143	31.898	38.566		15:08.137												
8	1	1:42.293	31.894	31.598	38.801	256.5	16:50.430												
9	1	1:44.025	32.340	31.855	39.830	252.3	18:34.455												
10	1	1:42.856	32.558	31.695	38.603	251.2	20:17.311												
11	1	1:43.039	32.135	32.029	38.875	255.9	22:00.350												
12	1	1:48.054	33.318	34.891	39.845	258.4	23:48.404												
13	1	1:42.377	32.106	31.608	38.663	256.5	25:30.781												
14	1	1:43.126	32.577	31.509	39.040	256.5	27:13.907												
15	1	1:42.561	32.112	31.537	38.912	256.5	28:56.468												
16	1	1:42.841	32.156	31.718	38.967	257.1	30:39.309												
93	Proton Competition		Porsche 911 RSR - 19				LMGTE												
	1. Michael FASSBENDER		3. Richard LIETZ																
	2. Felipe LASER																		
1	1	2:20.984	1:07.712	32.941	40.331		2:20.984												
2	1	1:44.427	32.720	32.203	39.504	256.5	4:05.411												
3	1	1:51.570 B	33.117	32.503	45.950	256.5	5:56.981												
4	1	3:03.981	1:51.266	33.141	39.574		9:00.962												
5	1	1:44.053	32.611	32.516	38.926	256.5	10:45.015												
6	1	1:44.744	33.787	32.338	38.619	257.1	12:29.759												
7	1	1:43.213	32.345	32.356	38.512	258.4	14:12.972												
8	1	1:42.633	32.129	32.083	38.421	258.4	15:55.605												
9	1	1:43.111	32.202	32.337	38.572	258.4	17:38.716												
10	1	1:43.172	32.275	32.234	38.663	258.4	19:21.888												

