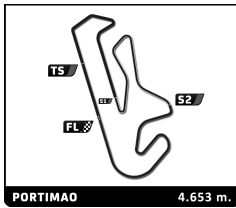


EUROPEAN LE MANS SERIES
4 Hours of Portimao
Free Practice 2

Sector Analysis

Lap under Red Flag											Invalidated Lap	Personal Best	Session Best	B Crossing the pit lane	
Lap	D	Time	Sector 1	Sector 2	Sector 3	T. Spd	Elapsed	Lap	D	Time	Sector 1	Sector 2	Sector 3	T. Spd	Elapsed
2		United Autosports		Ligier JS P320 - Nissan											
		1.Wayne BOYD		3.Edouard CAUHAUPE		LMP3									
		2.Robert WHELDON													
1	2	2:04.976	54.529	32.500	37.947		2:04.976	23	3	1:40.019	31.360	31.253	37.406	264.1	1:03:16.018
2	2	1:41.939	32.276	31.722	37.941	261.5	3:46.915	24	3	1:41.802	31.260	30.984	39.558	264.1	1:04:57.820
3	2	1:39.524	31.198	30.991	37.335	261.5	5:26.439	25	3	1:40.979	31.895	31.604	37.480	257.1	1:06:38.799
4	2	1:39.390	31.188	30.820	37.382	264.1	7:05.829	26	3	1:40.343	31.794	31.187	37.362	266.7	1:08:19.142
5	2	1:39.279	31.155	30.831	37.293	264.1	8:45.108	27	3	1:40.323	31.270	30.942	38.111	265.4	1:09:59.465
6	2	1:39.778	31.118	30.967	37.693	264.7	10:24.886	28	3	1:40.689	32.230	30.915	37.544	264.7	1:11:40.154
7	2	1:46.950	31.890	31.718	43.342	260.9	12:11.836	29	3	1:39.773	31.434	30.963	37.376	266.0	1:13:19.927
8	1	3:30.072	2:17.743	31.466	40.863		15:41.908	30	3	1:39.682	31.343	31.072	37.267	266.7	1:14:59.609
9	1	1:38.497	31.083	30.601	36.813	263.4	17:20.405	31	3	1:49.181	32.278	31.175	45.728	266.7	1:16:48.790
10	1	1:42.187	30.960	30.774	40.453	264.7	19:02.592	32	2	3:08.695	1:59.864	31.578	37.253		1:19:57.485
11	1	1:41.407	31.021	31.003	39.383	264.7	20:43.999	33	2	1:42.408	31.064	33.407	37.937	265.4	1:21:39.893
12	1	1:38.596	30.817	30.883	36.896	265.4	22:22.595	34	2	1:38.896	31.057	30.781	37.058	266.7	1:23:18.789
13	1	1:48.041	31.770	31.049	45.222	267.3	24:10.636	35	2	1:38.858	31.053	30.797	37.008	266.0	1:24:57.647
14	1	17:40.295	...	33.593	37.255		41:50.931	36	2	1:44.426	30.999	30.892	42.535	268.7	1:26:42.073
15	1	1:36.953	30.433	30.139	36.381	267.3	43:27.884								
16	1	1:37.744	30.517	30.355	36.872	267.3	45:05.628								
17	1	1:45.342	30.455	30.269	44.618	271.4	46:50.970								
18	3	11:05.759	9:56.649	31.829	37.281		57:56.729								
19	3	1:39.723	31.621	30.965	37.137	264.1	59:36.452								
20	3	1:38.825	31.172	30.768	36.885	263.4	1:01:15.277								
21	3	1:39.345	31.035	30.638	37.672	264.1	1:02:54.622								
22	3	1:38.561	31.048	30.555	36.958	265.4	1:04:33.183								
23	3	1:38.988	31.030	30.879	37.079	264.7	1:06:12.171								
24	3	1:38.581	30.951	30.687	36.943	264.7	1:07:50.752								
25	3	1:44.399	31.129	31.184	42.086	264.7	1:09:35.151								
3		United Autosports		Ligier JS P320 - Nissan											
		1.James MCGUIRE		3.Andrew BENTLEY		LMP3									
		2.Duncan TAPPY													
1	2	17:54.248	...	33.640	38.514		17:54.248								
2	2	1:41.700	31.992	31.815	37.893	261.5	19:35.948								
3	2	1:41.351	32.456	31.287	37.608	264.1	21:17.299								
4	2	1:40.539	31.736	31.337	37.466	264.1	22:57.838								
5	2	1:39.900	31.526	31.166	37.208	265.4	24:37.738								
6	2	1:40.263	31.586	31.279	37.398	265.4	26:18.001								
7	2	2:22.147	31.477	31.804	1:18.866	265.4	28:40.148								
8	2	7:26.641	6:16.507	31.933	38.201		36:06.789								
9	2	1:43.993	32.639	32.134	39.220	263.4	37:50.782								
10	2	1:39.992	31.615	31.130	37.247	260.9	39:30.774								
11	2	1:39.429	31.269	30.948	37.212	266.0	41:10.203								
12	2	1:39.865	31.190	31.031	37.644	266.7	42:50.068								
13	2	1:39.593	31.315	31.018	37.260	268.0	44:29.661								
14	2	1:39.996	31.252	31.354	37.390	266.7	46:09.657								
15	2	1:47.859	31.248	31.607	45.004	268.0	47:57.516								
16	3	3:31.848	2:21.566	32.050	38.232		51:29.364								
17	3	1:42.601	31.716	32.096	38.789	263.4	53:11.965								
18	3	1:40.969	31.639	31.450	37.880	264.7	54:52.934								
19	3	1:41.392	32.327	31.387	37.678	264.1	56:34.326								
20	3	1:40.335	31.545	31.234	37.556	266.0	58:14.661								
21	3	1:40.406	31.378	31.329	37.699	264.7	59:55.067								
22	3	1:40.932	31.228	31.514	38.190	266.0	1:01:35.999								
4		DKR Engineering		Duqueine M30 - D08 - Nissan											
		1.Laurents HERR		LMP3											
		2.Mathieu DE BARBUAT													
1	1	27:36.517	...	31.489	51.373		27:36.517								
2	1	8:07.421	6:56.892	31.888	38.641		35:43.938								
3	1	1:39.584	31.269	30.877	37.438	267.3	37:23.522								
4	1	1:39.319	31.255	30.862	37.202	268.0	39:02.841								
5	1	1:38.719	31.054	30.806	36.859	270.7	40:41.560								
6	1	1:38.518	30.947	30.742	36.829	270.7	42:20.078								
7	1	1:43.966	30.942	30.698	42.326	270.7	44:04.044								
8	2	4:05.227	2:54.917	31.831	38.479		48:09.271								
9	2	1:40.702	31.377	31.679	37.646	266.7	49:49.973								
10	2	1:40.159	31.454	31.289	37.416	270.0	51:30.132								
11	2	1:40.860	31.305	31.831	37.724	270.7	53:10.992								
12	2	1:39.257	31.150	30.960	37.147	270.7	54:50.249								
13	2	1:39.240	31.161	30.757	37.322	270.0	56:29.489								
14	2	1:44.460	31.002	30.807	42.651	270.7	58:13.949								
15	1	22:47.569	...	30.805	36.603		1:21:01.518								
16	1	1:37.014	30.547	30.105	36.362	270.0	1:22:38.532								
17	1	1:41.032	30.709	30.154	40.169	271.4	1:24:19.564								
18	1	1:37.158	30.568	30.045	36.545	270.7	1:25:56.722								
19	1	1:45.786	31.652	31.583	42.551	273.4	1:27:42.508								
5		MV2S Racing		Ligier JS P320 - Nissan											
		1.Christophe CRESP		LMP3											
		2.Fabien LAVERGNE		3.Adrien CHILA											
1	3	2:20.324	1:06.709	34.129	39.486		2:20.324								
2	3	1:44.261	33.344	32.528	38.389	263.4	4:04.585								
3	3	1:43.661	33.070	32.291	38.300	268.7	5:48.246								
4	3	1:42.312	32.185	31.798	38.329	264.7	7:30.558								
5	3	1:41.734	31.924	31.696	38.114	268.7	9:12.292								
6	3	1:41.769	32.304	31.571	37.894	268.7	10:54.061								
7	3	1:40.805	31.715	31.318	37.772	268.7	12:34.866								
8	3	1:47.210	31.600	31.518	44.092	268.0	14:22.076								
9	3	5:00.147	3:50.143	31.817	38.187		19:22.223								
10	3	1:41.474	31.753	31.609	38.112	268.0	21:03.697								
11	3	1:40.101	31.449	31.067	37.585	268.0	22:43.798								
12	3	1:41.038	32.052	31.384	37.602	268.7	24:24.836								
13	3	1:40.250	31.492	31.236	37.522	267.3	26:05.086								
14	3	2:22.021	31.948	32.211	1:17.862	269.3	28:27.107								



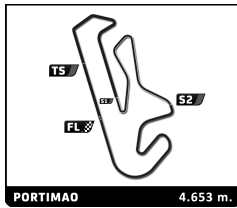


EUROPEAN LE MANS SERIES
4 Hours of Portimao
Free Practice 2

Sector Analysis

Lap under Red Flag												Invalidated Lap	Personal Best	Session Best	B Crossing the pit lane
Lap	D	Time	Sector 1	Sector 2	Sector 3	T. Spd	Elapsed	Lap	D	Time	Sector 1	Sector 2	Sector 3	T. Spd	Elapsed
15	1	7:44.763	6:33.897	32.459	38.407		36:11.870	27	1	1:42.496	31.878	32.352	38.266	267.3	57:23.837
16	1	1:42.696	32.413	32.293	37.990	266.0	37:54.566	28	1	1:41.849	31.736	32.297	37.816	265.4	59:05.686
17	1	1:42.080	32.230	32.766	38.084	268.7	39:37.646	29	1	1:41.706	31.883	31.782	38.041	270.0	1:00:47.392
18	1	1:42.052	32.851	32.387	37.814	267.3	41:20.698	30	1	1:40.972	31.664	31.364	37.944	267.3	1:02:28.364
19	1	1:42.548	32.352	32.019	38.177	268.0	43:03.246	31	1	1:41.907	31.411	32.478	38.018	266.7	1:04:10.271
20	1	1:44.955	33.237	32.191	39.527	270.0	44:48.201	32	1	1:40.889	31.467	31.478	37.944	267.3	1:05:51.160
21	1	1:42.768	32.559	32.242	37.967	263.4	46:30.969	33	1	1:40.706	31.280	31.442	37.984	266.7	1:07:31.866
22	1	1:42.044	32.429	31.790	38.825	272.7	48:14.013	34	1	1:49.967 B	31.600	32.821	45.546	266.7	1:09:21.833
23	1	1:42.964	32.511	32.262	38.191	268.0	49:56.977	35	2	10:53.496	9:39.493	33.193	40.810		1:20:15.329
24	1	1:42.628	32.078	32.245	38.305	267.3	51:39.605	36	2	1:39.173	31.239	30.884	37.050	266.7	1:21:54.502
25	1	1:42.533	31.851	31.940	38.742	269.3	53:22.138	37	2	1:39.757	31.108	31.088	37.561	268.0	1:23:34.259
26	1	1:47.253 B	31.947	31.851	43.455	266.0	55:09.391	38	2	1:39.482	31.235	30.998	37.249	268.0	1:25:13.741
27	2	4:51.867	3:40.829	32.686	38.352		1:00:01.258	39	2	1:38.885	31.075	30.764	37.046	268.0	1:26:52.626
28	2	1:38.992	31.019	31.008	36.965	267.3	1:01:40.250	40	2	2:11.250 B	31.150	31.484	1:08.616	270.0	1:29:03.876
29	2	1:40.339	30.961	32.012	37.366	270.0	1:03:20.589	7 Nielsen Racing Ligier JS P320 - Nissan							
30	2	1:40.287	31.191	31.642	37.454	266.7	1:05:00.876	1. Anthony WELLS LMP3							
31	2	1:39.830	31.620	31.056	37.154	269.3	1:06:40.706	2. Colin NOBLE							
32	2	1:46.817 B	31.244	31.807	43.766	270.0	1:08:27.523	1	2	2:03.025	50.440	33.540	39.045		2:03.025
33	2	5:34.534	4:26.411	31.071	37.052		1:14:02.057	2	2	1:47.637	34.362	33.752	39.523	248.8	3:50.662
34	2	1:37.519	30.680	30.362	36.477	268.7	1:15:39.576	3	2	1:42.298	32.600	31.716	37.982	259.6	5:32.960
35	2	1:37.688	30.624	30.522	36.542	268.7	1:17:17.264	4	2	1:50.209 B	32.442	31.584	46.183	267.3	7:23.169
36	2	1:37.583	30.542	30.435	36.606	270.0	1:18:54.847	5	2	3:42.044	2:32.093	31.844	38.107		11:05.213
37	2	1:46.492 B	30.679	30.618	45.195	269.3	1:20:41.339	6	2	1:39.450	31.212	31.055	37.183	268.7	12:44.663
38	2	5:46.758 B	4:28.573	33.475	44.710		1:26:28.097	7	2	1:41.869	33.088	30.985	37.796	271.4	14:26.532
6 Nielsen Racing Ligier JS P320 - Nissan							1. Nicholas ADCOCK 3. Max KOEBOLT LMP3								
2. Austin MCCUSKER															
1	2	2:22.300	1:03.780	37.923	40.597		2:22.300	8	2	1:39.278	31.203	30.967	37.108	268.7	16:05.810
2	2	1:44.852	33.350	32.747	38.755	255.9	4:07.152	9	2	1:39.139	30.914	30.716	37.509	269.3	17:44.949
3	2	1:43.230	32.556	32.227	38.447	258.4	5:50.382	10	2	1:39.591	31.077	31.351	37.163	269.3	19:24.540
4	2	1:55.391	37.553	38.227	39.611	264.7	7:45.773	11	2	1:41.811	30.826	31.434	39.551	270.0	21:06.351
5	2	1:41.215	31.782	31.259	38.174	266.0	9:26.988	12	2	1:38.941	31.066	30.739	37.136	268.7	22:45.292
6	2	1:43.005	31.929	31.331	39.745	266.7	11:09.993	13	2	1:42.328	31.087	31.256	39.985	272.0	24:27.620
7	2	1:41.129	31.501	31.935	37.693	265.4	12:51.122	14	2	1:39.039	31.080	30.820	37.139	269.3	26:06.659
8	2	1:43.360	31.652	33.159	38.549	269.3	14:34.482	15	2	2:05.454 B	31.481	31.574	1:02.399	270.7	28:12.113
9	2	1:41.414	31.939	31.256	38.219	262.8	16:15.896	16	1	7:48.927	6:37.738	32.894	38.295		36:01.040
10	2	1:40.339	31.495	31.498	37.346	267.3	17:56.235	17	1	1:42.244	32.092	31.903	38.249	266.7	37:43.284
11	2	1:40.716	31.279	31.724	37.713	268.0	19:36.951	18	1	1:41.350	32.057	31.458	37.835	264.7	39:24.634
12	2	1:47.073 B	31.896	31.424	43.753	266.7	21:24.024	19	1	1:41.051	31.522	31.654	37.875	268.0	41:05.685
13	3	3:35.392	2:26.524	31.332	37.536		24:59.416	20	1	1:40.851	31.819	31.378	37.654	267.3	42:46.536
14	3	1:40.314	31.552	31.395	37.367	269.3	26:39.730	21	1	1:41.015	31.668	31.455	37.892	268.0	44:27.551
15	3	2:46.954 B	31.797	58.409	1:16.748	270.7	29:26.684	22	1	1:41.241	31.710	31.515	38.016	268.0	46:08.792
16	3	7:04.730	5:51.925	31.568	41.237		36:31.414	23	1	1:44.418	31.676	31.598	41.144	269.3	47:53.210
17	3	1:40.543	31.827	31.302	37.414	266.0	38:11.957	24	1	1:41.627	31.972	31.555	38.100	266.7	49:34.837
18	3	1:39.687	31.361	31.125	37.201	270.0	39:51.644	25	1	1:40.723	31.526	31.306	37.891	270.0	51:15.560
19	3	1:40.405	31.093	31.227	38.085	270.0	41:32.049	26	1	1:51.204 B	31.752	31.635	47.817	268.7	53:06.764
20	3	1:39.614	31.222	30.910	37.482	271.4	43:11.663	27	2	3:33.349	2:25.038	31.067	37.244		56:40.113
21	3	1:41.041	31.339	32.158	37.544	268.7	44:52.704	28	2	1:39.842	31.442	31.187	37.213	270.0	58:19.955
22	3	1:39.574	31.136	30.907	37.531	268.7	46:32.278	29	2	1:38.816	31.067	30.719	37.030	269.3	59:58.771
23	3	1:48.447 B	31.827	31.432	45.188	265.4	48:20.725	30	2	1:38.622	30.959	30.653	37.010	270.0	1:01:37.393
24	1	3:53.099	2:42.443	32.288	38.368		52:13.824	31	2	1:39.071	30.984	30.876	37.211	270.7	1:03:16.464
25	1	1:45.702	33.193	32.363	40.146	264.1	53:59.526	32	2	1:40.443	31.285	30.819	38.339	271.4	1:04:56.907
26	1	1:41.815	31.816	31.781	38.218	264.1	55:41.341	33	2	1:39.229	31.133	30.797	37.299	269.3	1:06:36.136
								34	2	1:47.859 B	31.049	31.169	45.641	270.0	1:08:23.995





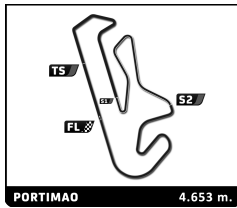
EUROPEAN LE MANS SERIES
4 Hours of Portimao
Free Practice 2

Sector Analysis

Lap under Red Flag Invalidated Lap Personal Best Session Best B Crossing the pit lane

Lap	D	Time	Sector 1	Sector 2	Sector 3	T. Spd	Elapsed	Lap	D	Time	Sector 1	Sector 2	Sector 3	T. Spd	Elapsed				
8	Graff 1. Eric TROUILLET 2. Sébastien PAGE							Ligier JS P320 - Nissan LMP3											
				3. David DROUX															
1	3	1:50.875	41.281	32.056	37.538		1:50.875	6	1	1:40.479	31.210	31.245	38.024	268.7	10:13.322				
2	3	1:41.057	31.856	31.600	37.601	264.1	3:31.932	7	1	1:39.433	31.351	30.939	37.143	266.0	11:52.755				
3	3	1:38.823	31.175	30.677	36.971	266.0	5:10.755	8	1	1:39.367	31.274	30.995	37.098	271.4	13:32.122				
4	3	1:40.975	31.080	30.865	39.030	268.0	6:51.730	9	1	1:38.913	30.969	30.802	37.142	268.0	15:11.035				
5	3	1:44.953 B	31.113	30.650	43.190	268.0	8:36.683	10	1	1:48.627 B	32.428	32.935	43.264	266.0	16:59.662				
6	1	3:33.970	2:18.731	35.764	39.475		12:10.653	11	2	3:27.032	2:17.884	31.454	37.694		20:26.694				
7	1	1:42.634	31.922	32.457	38.255	265.4	13:53.287	12	2	1:40.853	31.285	30.895	38.673	268.7	22:07.547				
8	1	1:41.705	31.559	32.172	37.974	266.7	15:34.992	13	2	1:40.377	31.582	30.765	38.030	266.0	23:47.924				
9	1	1:40.786	31.344	31.856	37.586	266.7	17:15.778	14	2	1:40.793	31.254	31.825	37.714	269.3	25:28.717				
10	1	1:40.815	31.474	31.708	37.633	268.0	18:56.593	15	2	1:39.927	31.596	31.022	37.309	270.0	27:08.644				
11	1	1:41.076	31.393	31.826	37.857	268.7	20:37.669	16	2	3:13.240 B	53.891	1:00.525	1:18.824	261.5	30:21.884				
12	1	1:40.515	31.280	31.467	37.768	268.0	22:18.184	17	2	5:45.801	4:35.555	32.677	37.569		36:07.685				
13	1	1:56.206 B	33.206	32.587	50.413	268.7	24:14.390	18	2	1:43.780	32.310	31.937	39.533	267.3	37:51.465				
14	2	3:53.844 B	2:18.719	32.743	1:02.382		28:08.234	19	2	1:42.254	33.038	31.844	37.372	264.1	39:33.719				
15	2	7:39.171	6:27.630	33.135	38.406		35:47.405	20	2	1:38.908	31.139	30.785	36.984	268.7	41:12.627				
16	2	1:44.124	32.903	32.863	38.358	259.0	37:31.529	21	2	1:38.782	31.117	30.761	36.904	268.7	42:51.409				
17	2	1:42.244	31.564	31.792	38.888	266.7	39:13.773	22	2	1:43.631	31.334	31.294	41.003	270.0	44:35.040				
18	2	1:40.228	31.230	31.419	37.579	268.7	40:54.001	23	2	1:38.794	31.036	30.671	37.087	269.3	46:13.834				
19	2	1:40.630	31.718	31.215	37.697	271.4	42:34.631	24	2	1:41.907	32.111	30.656	39.140	270.0	47:55.741				
20	2	1:40.424	31.327	31.373	37.724	266.7	44:15.055	25	2	1:46.607 B	31.345	30.677	44.585	269.3	49:42.348				
21	2	1:40.226	31.249	31.424	37.553	268.0	45:55.281	26	2	3:38.615 B	2:23.421	31.346	43.848		53:20.963				
22	2	1:47.951 B	32.190	31.539	44.222	268.0	47:43.232	27	2	13:21.429 B	...	31.625	44.333		1:06:42.392				
23	3	3:55.551	2:43.129	32.775	39.647		51:38.783	28	2	3:29.703	2:19.349	31.634	38.720		1:10:12.095				
24	3	1:41.483	30.839	30.759	39.885	268.7	53:20.266	29	2	1:52.109 B	33.983	31.829	46.297	266.0	1:12:04.204				
25	3	1:37.844	30.750	30.199	36.895	270.0	54:58.110	30	1	5:04.078	3:51.888	33.298	38.892		1:17:08.282				
26	3	1:37.757	30.726	30.366	36.665	270.0	56:35.867	31	1	1:40.235	31.638	30.851	37.746	266.7	1:18:48.517				
27	3	1:46.990 B	30.896	30.725	45.369	270.7	58:22.857	32	1	1:39.830	31.919	30.958	36.953	268.0	1:20:28.347				
28	1	4:41.848	3:31.536	32.153	38.159		1:03:04.705	33	1	1:38.006	30.768	30.596	36.642	268.0	1:22:06.353				
29	1	1:42.149	31.942	31.716	38.491	266.0	1:04:46.854	34	1	1:40.686	31.010	30.585	39.091	268.7	1:23:47.039				
30	1	1:41.405	31.776	31.531	38.098	266.7	1:06:28.259	35	1	2:02.399 B	37.033	33.837	51.529	270.0	1:25:49.438				
31	1	1:44.349	34.112	31.792	38.445	266.0	1:08:12.608	11 Eurointernational 1. Mattia DRUDI 2. Antoine DOQUIN							Ligier JS P320 - Nissan LMP3				
32	1	1:41.446	31.604	31.751	38.091	266.0	1:09:54.054	1	1	14:59.865	...	35.664	53.717		14:59.865				
33	1	1:41.026	31.690	31.485	37.851	266.7	1:11:35.080	2	1	1:38.488	30.816	30.545	37.127	264.1	16:38.353				
34	1	1:41.616	31.498	31.572	38.546	267.3	1:13:16.696	3	1	1:38.910	30.840	30.841	37.229	264.7	18:17.263				
35	1	1:46.270 B	31.401	31.391	43.478	268.0	1:15:02.966	4	1	1:38.198	30.759	30.374	37.065	266.0	19:55.461				
36	2	3:47.446	2:37.235	32.074	38.137		1:18:50.412	5	1	1:47.516 B	32.138	30.852	44.526	271.4	21:42.977				
37	2	1:41.842	31.609	32.041	38.192	268.0	1:20:32.254	6	3	4:00.628	2:50.056	32.653	37.919		25:43.605				
38	2	1:42.475	31.798	32.375	38.302	269.3	1:22:14.729	7	3	1:54.514 B	31.781	31.193	51.540	268.0	27:38.119				
39	2	1:43.261	32.234	32.616	38.411	268.0	1:23:57.990	8	3	8:18.326	7:07.690	31.429	39.207		35:56.445				
40	2	1:41.794	32.053	31.849	37.892	270.0	1:25:39.784	9	3	1:43.164	32.939	32.159	38.066	265.4	37:39.609				
41	2	1:41.421	31.889	31.720	37.812	268.7	1:27:21.205	10	3	1:39.354	31.207	30.735	37.412	265.4	39:18.963				
42	2	2:22.725 B	31.499	33.786	1:17.440	269.3	1:29:43.930	11	3	1:39.993	31.351	30.900	37.742	266.0	40:58.956				
9		Graff 1. Matthias KAISER 2. Rory PENTTINEN							Ligier JS P320 - Nissan LMP3										
1	1	1:50.096	39.766	32.440	37.890		1:50.096	12	3	1:39.384	31.122	30.694	37.568	266.0	42:38.340				
2	1	1:42.595	31.528	31.607	39.460	264.1	3:32.691	13	3	1:58.598	31.209	30.928	56.461	266.7	44:36.938				
3	1	1:39.637	31.387	31.116	37.134	266.7	5:12.328	14	3	1:40.337	31.323	30.680	38.334	266.0	46:17.275				
4	1	1:40.160	31.073	31.760	37.327	268.7	6:52.488	15	3	1:48.479 B	31.818	31.169	45.492	267.3	48:05.754				
5	1	1:40.355	31.534	31.548	37.273	269.3	8:32.843	16	1	3:26.770	2:16.771	31.151	38.848		51:32.524				
23/10/2021 Page 3 / 16																			






EUROPEAN LE MANS SERIES
4 Hours of Portimao
Free Practice 2

Sector Analysis

												Lap under Red Flag		Invalidated Lap		Personal Best		Session Best		B Crossing the pit lane	
Lap	D	Time	Sector 1	Sector 2	Sector 3	T. Spd	Elapsed	Lap	D	Time	Sector 1	Sector 2	Sector 3	T. Spd	Elapsed						
21	1	1:40.075	31.083	30.692	38.300	266.0	59:51.657	24	3	1:40.582	32.326	31.107	37.149	268.7	55:34.804						
22	1	1:38.534	30.909	30.510	37.115	267.3	1:01:30.191	25	3	1:39.227	31.482	30.953	36.792	269.3	57:14.031						
23	1	1:45.591 B	31.141	31.023	43.427	266.0	1:03:15.782	26	3	1:39.532	31.341	31.192	36.999	271.4	58:53.563						
24	1	2:39.801	1:31.326	31.026	37.449		1:05:55.583	27	3	1:39.181	31.186	31.148	36.847	273.4	1:00:32.744						
25	1	1:39.955	31.363	30.892	37.700	264.1	1:07:35.538	28	3	1:38.595	30.935	30.826	36.834	272.0	1:02:11.339						
26	1	1:40.092	31.649	30.696	37.747	264.1	1:09:15.630	29	3	1:40.170	31.840	30.777	37.553	272.7	1:03:51.509						
27	1	1:39.708	31.535	30.808	37.365	266.7	1:10:55.338	30	3	1:40.127	31.871	31.151	37.105	272.0	1:05:31.636						
28	1	1:39.556	31.226	30.896	37.434	265.4	1:12:34.894	31	3	1:44.142 B	31.004	30.808	42.330	272.0	1:07:15.778						
29	1	1:49.981 B	33.182	31.294	45.505	266.0	1:14:24.875	32	2	10:40.275	9:32.330	31.297	36.648		1:17:56.053						
30	3	3:59.970	2:49.663	31.972	38.335		1:18:24.845	33	2	1:37.804	30.588	30.356	36.860	269.3	1:19:33.857						
31	3	1:45.097	34.281	32.081	38.735	262.1	1:20:09.942	34	2	1:37.056	30.588	30.114	36.354	269.3	1:21:10.913						
32	3	1:41.999	32.115	31.410	38.474	261.5	1:21:51.941	35	2	1:37.320	30.346	30.454	36.520	272.0	1:22:48.233						
33	3	1:41.645	31.761	31.363	38.521	262.8	1:23:33.586	36	2	1:45.348 B	30.665	30.474	44.209	271.4	1:24:33.581						
34	3	1:42.087	31.799	31.991	38.297	264.1	1:25:15.673	14 Inter Europol Competition Ligier JS P320 - Nissan													
35	3	1:41.416	31.639	31.366	38.411	264.7	1:26:57.089	1. Mateusz KAPRZYK		3. Patryk KRUPINSKI		LMP3									
36	3	2:16.189 B	32.383	32.619	1:11.187	267.3	1:29:13.278	2. Nicolas PINO													
12 Racing Experience Duqueine M30 - D08 - Nissan																					
1. Gary HAUSER			3. Guilherme OLIVEIRA			LMP3															
2. Tom CLOET																					
1	3	2:40.617	1:27.508	33.640	39.469		2:40.617	1	1	2:02.463	49.025	34.434	39.004		2:02.463						
2	3	1:45.151	33.015	33.293	38.843	260.9	4:25.768	2	1	1:57.342 B	33.731	34.322	49.289	255.3	3:59.805						
3	3	2:02.597 B	36.379	33.774	52.444	256.5	6:28.365	3	1	3:48.187	2:33.647	36.116	38.424		7:47.992						
4	1	1:12.55.415	...	32.575	38.151		1:19:23.780	4	1	1:41.181	31.195	31.038	38.948	268.0	9:29.173						
5	1	1:47.629 B	32.135	31.487	44.007	264.7	1:21:11.409	5	1	1:43.133	31.150	31.287	40.696	270.7	11:12.306						
6	3	3:43.798	2:34.359	31.662	37.777		1:24:55.207	6	1	1:45.478	32.771	35.008	37.699	268.0	12:57.784						
7	3	1:40.127	31.230	31.340	37.557	268.0	1:26:35.334	7	1	1:39.697	31.328	31.079	37.290	269.3	14:37.481						
8	3	4:07.728 B	1:58.478	46.570	1:22.680	269.3	1:30:43.062	8	1	1:50.481 B	32.784	31.564	46.133	271.4	16:27.962						
13 Inter Europol Competition Ligier JS P320 - Nissan																					
1. Martin HIPPE			3. Adam ETEKI			LMP3															
2. Ugo DE WILDE																					
1	3	4:14.429	3:01.100	31.658	41.671		4:14.429	8	1	7:05.358	5:54.143	32.722	38.493		35:52.264						
2	3	1:39.553	31.342	30.735	37.476	267.3	5:53.982	12	1	1:40.045	31.066	30.974	38.005	267.3	37:32.309						
3	3	1:39.391	31.263	31.191	36.937	270.7	7:33.373	13	1	1:48.006 B	31.318	32.067	44.621	270.7	39:20.315						
4	3	1:39.124	31.216	30.788	37.120	271.4	9:12.497	14	2	3:37.860	2:18.681	40.790	38.389		42:58.175						
5	3	1:39.113	31.152	30.755	37.206	274.8	10:51.610	15	2	1:40.530	31.520	31.108	37.902	268.0	44:38.705						
6	3	1:38.717	31.068	30.758	36.891	272.0	12:30.327	16	2	1:39.301	31.122	30.876	37.303	271.4	46:18.006						
7	3	1:38.786	30.986	30.743	37.057	270.0	14:09.113	17	2	1:47.889	31.813	37.918	38.158	272.7	48:05.895						
8	3	1:40.377	31.104	31.472	37.801	270.7	15:49.490	18	2	1:39.670	31.273	30.646	37.751	270.0	49:45.565						
9	3	1:39.032	31.065	31.084	36.883	274.1	17:28.522	19	2	1:39.469	31.275	30.842	37.352	272.7	51:25.034						
10	3	1:38.971	30.874	30.875	37.222	270.0	19:07.493	20	2	1:39.381	31.097	30.890	37.394	270.0	53:04.415						
11	3	1:44.751 B	30.850	30.802	43.099	270.7	20:52.244	21	2	1:38.763	30.984	30.709	37.070	270.7	54:43.178						
12	2	3:27.806	2:18.428	31.269	38.109		24:20.050	22	2	1:47.045 B	31.525	31.678	43.842	271.4	56:30.223						
13	2	1:38.995	31.280	30.613	37.102	270.0	25:59.045	23	3	4:31.560	3:21.486	31.548	38.526		1:01:01.783						
14	2	2:06.458 B	30.950	30.931	1:04.577	272.0	28:05.503	24	3	1:40.915	31.427	31.549	37.939	270.0	1:02:42.698						
15	2	8:10.347	7:01.734	31.258	37.355		36:15.850	25	3	1:40.543	31.671	31.507	37.365	270.7	1:04:23.241						
16	2	1:45.924 B	31.006	30.894	44.024	270.7	38:01.774	26	3	1:41.119	31.480	31.172	38.467	272.0	1:06:04.360						
17	1	4:00.189	2:50.309	32.285	37.595		42:01.963	27	3	1:40.597	31.392	31.272	37.933	272.0	1:07:44.957						
18	1	1:41.265	31.967	31.710	37.588	270.7	43:43.228	28	3	1:40.318	31.709	31.164	37.445	272.0	1:09:25.275						
19	1	1:40.083	31.450	31.295	37.338	269.3	45:23.311	29	3	1:39.811	31.259	31.040	37.512	271.4	1:11:05.086						
20	1	1:40.020	31.359	31.244	37.417	268.7	47:03.331	30	3	1:39.269	31.070	30.710	37.489	271.4	1:12:44.355						
21	1	1:46.727 B	31.202	31.133	44.392	269.3	48:50.058	31	3	1:48.750 B	31.509	30.876	46.365	272.0	1:14:33.105						
22	3	3:24.317	2:16.362	31.014	36.941		52:14.375	32	1	5:37.304	4:19.957	35.539	41.808		1:20:10.409						
23	3	1:39.847	31.942	31.037	36.868	270.0	53:54.222	33	1	1:49.684	34.846	36.068	38.770	270.0	1:22:00.093						
								34	1	1:38.545	31.270	30.622	36.653	270.7	1:23:38.638						
								35	1	1:37.875	30.669	30.562	36.644	272.0	1:25:16.513						
								36	1	1:49.283 B	31.703	32.229	45.351	273.4	1:27:05.796						



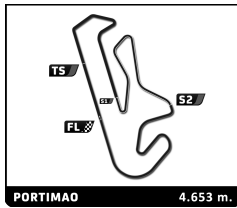


EUROPEAN LE MANS SERIES
4 Hours of Portimao
Free Practice 2

Sector Analysis

Lap under Red Flag Invalidated Lap Personal Best Session Best B Crossing the pit lane

Lap	D	Time	Sector 1	Sector 2	Sector 3	T. Spd	Elapsed	Lap	D	Time	Sector 1	Sector 2	Sector 3	T. Spd	Elapsed
15	RLR M Sport		3. Malthe JAKOBSEN		Ligier JS P320 - Nissan		LMP3	14	1	1:47.401	38.749	31.375	37.277	266.7	55:28.728
	1. Michael BENHAM							15	1	1:40.152	31.832	31.093	37.227	268.7	57:08.880
	2. Alex KAPADIA							16	1	1:45.282 B	31.528	30.857	42.897	269.3	58:54.162
1	1	2:16.855	1:04.587	33.559	38.709		2:16.855	17	1	3:26.708	2:17.263	30.975	38.470		1:02:20.870
2	1	1:44.001	33.460	31.672	38.869	258.4	4:00.856	18	1	1:38.023	30.951	30.369	36.703	268.7	1:03:58.893
3	1	1:41.678	32.165	31.747	37.766	264.1	5:42.534	19	1	1:38.057	30.735	30.484	36.838	269.3	1:05:36.950
4	1	1:41.604	32.052	31.790	37.762	260.9	7:24.138	20	1	1:46.530 B	31.405	32.337	42.788	270.0	1:07:23.480
5	1	1:42.683	32.385	32.356	37.942	266.0	9:06.821	21	1	15:03.651 B	...	35.839	48.003		1:22:27.131
6	1	1:40.818	31.392	31.503	37.923	267.3	10:47.639	22	1	7:07.475 B	5:16.131	32.740	1:18.604		1:29:34.606
7	1	1:40.298	31.378	31.281	37.639	265.4	12:27.937								
8	1	1:40.622	31.431	31.501	37.690	268.0	14:08.559								
9	1	1:40.759	31.387	31.181	38.191	266.7	15:49.318								
10	1	1:51.437 B	32.852	32.760	45.825	254.7	17:40.755								
11	1	20:07.685	...	32.536	38.884		37:48.440								
12	1	1:40.431	31.419	31.298	37.714	264.7	39:28.871								
13	1	1:40.069	31.249	31.053	37.767	265.4	41:08.940								
14	1	1:40.900	31.639	31.399	37.862	268.0	42:49.840								
15	1	1:41.209	32.327	31.378	37.504	239.5	44:31.049								
16	1	1:40.081	31.332	31.175	37.574	268.7	46:11.130								
17	1	1:40.542	31.461	31.124	37.957	268.0	47:51.672								
18	1	1:40.882	31.473	31.554	37.855	265.4	49:32.554								
19	1	1:39.904	31.357	31.190	37.357	266.0	51:12.458								
20	1	1:47.817 B	31.258	31.347	45.212	266.0	53:00.275								
21	3	9:17.079	8:07.280	31.947	37.852		1:02:17.354								
22	3	1:38.531	31.155	30.634	36.742	268.7	1:03:55.885								
23	3	1:45.993 B	31.463	30.678	43.852	271.4	1:05:41.878								
24	3	5:15.519	4:07.591	30.888	37.040		1:10:57.397								
25	3	1:39.261	30.980	30.893	37.388	268.0	1:12:36.658								
26	3	1:38.672	30.878	30.824	36.970	266.7	1:14:15.330								
27	3	1:39.537	31.501	31.010	37.026	269.3	1:15:54.867								
28	3	1:44.971 B	31.077	30.746	43.148	268.7	1:17:39.838								
29	2	3:27.219	2:18.314	31.531	37.374		1:21:07.057								
30	2	1:39.999	31.286	31.006	37.707	268.0	1:22:47.056								
31	2	1:38.835	31.041	30.811	36.983	268.7	1:24:25.891								
32	2	1:40.759	31.270	30.875	38.614	270.0	1:26:06.650								
33	2	1:42.994	31.193	30.924	40.877	268.7	1:27:49.644								
34	2	2:55.373 B	48.368	42.950	1:24.055	253.5	1:30:45.017								
18	1 AIM Villorba Corse		3. Damiano FIORAVANTI		Ligier JS P320 - Nissan		LMP3	14	1	1:47.401	38.749	31.375	37.277	266.7	55:28.728
	1. Alessandro BRESSAN							15	1	1:40.152	31.832	31.093	37.227	268.7	57:08.880
	2. Andreas LASKARATOS							16	1	1:45.282 B	31.528	30.857	42.897	269.3	58:54.162
1	3	2:42.741	1:29.303	34.063	39.375		2:42.741	17	1	3:26.708	2:17.263	30.975	38.470		1:02:20.870
2	3	2:01.277 B	33.416	36.282	51.579	256.5	4:44.018	18	1	1:38.023	30.951	30.369	36.703	268.7	1:03:58.893
3	3	11:13.854	9:44.730	37.057	52.067		15:57.872	19	1	1:38.057	30.735	30.484	36.838	269.3	1:05:36.950
4	3	1:51.241	35.325	35.550	40.366	234.3	17:49.113	20	1	1:46.530 B	31.405	32.337	42.788	270.0	1:07:23.480
5	3	1:59.837 B	33.701	36.560	49.576	259.0	19:48.950	21	1	15:03.651 B	...	35.839	48.003		1:22:27.131
6	3	18:22.613	...	31.632	37.617		38:11.563	22	1	7:07.475 B	5:16.131	32.740	1:18.604		1:29:34.606
7	3	1:39.369	31.275	30.853	37.241	262.8	39:50.932								
8	3	1:40.554	31.068	31.646	37.840	266.7	41:31.486								
9	3	1:39.184	31.023	30.909	37.252	268.7	43:10.670								
10	3	1:53.527	31.548	36.740	45.239	271.4	45:04.197								
11	3	1:38.859	30.913	30.709	37.237	268.0	46:43.056								
12	3	1:46.843 B	31.160	31.198	44.485	270.7	48:29.899								
13	1	5:11.428	4:00.833	32.746	37.849		53:41.327								
19	COOL Racing		3. Niklas KRUETTEN		Ligier JS P320 - Nissan		LMP3	14	1	1:47.401	38.749	31.375	37.277	266.7	55:28.728
	1. Nicolas MAULINI							15	1	1:40.152	31.832	31.093	37.227	268.7	57:08.880
	2. Matthew BELL							16	1	1:45.282 B	31.528	30.857	42.897	269.3	58:54.162
1	2	1:44.767	34.597	32.145	38.025		1:44.767	17	1	3:26.708	2:17.263	30.975	38.470		1:02:20.870
2	2	1:48.031 B	32.579	31.672	43.780	261.5	3:32.798	18	1	1:38.023	30.951	30.369	36.703	268.7	1:03:58.893
3	1	5:09.961	3:59.800	32.502	37.659		8:42.759	19	1	1:38.057	30.735	30.484	36.838	269.3	1:05:36.950
4	1	1:41.529	31.630	32.174	37.725	266.7	10:24.288	20	1	1:46.530 B	31.405	32.337	42.788	270.0	1:07:23.480
5	1	1:40.571	31.516	31.823	37.232	267.3	12:04.859	21	1	15:03.651 B	...	35.839	48.003		1:22:27.131
6	1	1:39.381	31.073	31.123	37.185	268.0	13:44.240	22	1	7:07.475 B	5:16.131	32.740	1:18.604		1:29:34.606
7	1	1:39.778	30.999	31.250	37.529	269.3	15:24.018								
8	1	1:38.875	30.940	30.814	37.121	269.3	17:02.893								
9	1	1:39.437	31.132	30.991	37.314	271.4	18:42.330								
10	1	1:45.805 B	31.006	31.167	43.632	268.7	20:28.135								
11	3	3:27.409	2:17.918	31.445	38.046		23:55.544								
12	3	1:41.053	32.337	31.374	37.342	270.7	25:36.597								
13	3	1:40.080	31.620	31.114	37.346	269.3	27:16.677								
14	3	3:31.147 B	1:10.622	1:00.154	1:20.371	79.9	30:47.824								
15	3	5:11.115	4:00.970	32.183	37.962		35:58.939								
16	3	1:39.074	31.222	30.913	36.939	267.3	37:38.013								
17	3	1:38.537	30.995	30.696	36.846	268.7	39:16.550								
18	3	1:41.041	30.810	30.848	39.383	270.0	40:57.591								
19	3	1:43.979 B	30.842	30.707	42.430	269.3	42:41.570								
20	3	11:23.697	...	31.421	37.096		54:05.267								
21	3	1:40.227	30.875	32.280	37.072	266.7	55:45.494								
22	3	1:38.901	30.953	30.831	37.117	268.7	57:24.395								
23	3	1:39.579	31.439	31.262	36.878	270.7	59:03.974								
24	3	1:41.028	30.892	31.022	39.114	269.3	1:00:45.002								
25	3	1:38.934	30.834	30.816	37.284	270.0	1:02:23.936								
26	3	1:38.515	30.816	30.711	36.988	268.0	1:04:02.451								
27	3	1:43.973 B	30.840	31.045	42.088	269.3	1:05:46.424								
28	2	2:49.447	1:41.367	30.991	37.089		1:08:35.871								
29	2	1:40.514	31.946	31.389	37.179	271.4	1:10:16.385								
30	2	1:39.960	30.912	31.063	37.985	270.7	1:11:56.345								
31	2	1:44.389 B	31.055	30.616	42.718	268.0	1:13:40.734								
32	2	3:07.853	1:57.683	30.986	39.184		1:16:48.587								
33	2	1:37.993	30.847	30.343	36.803	268.0	1:18:26.580								
34	2	1:38.392	30.802	30.782	36.808	269.3	1:20:04.972								
35	2	1:38.228	30.883	30.501	36.844	268.7	1:21:43.200								
36	2	1:43.996 B	31.069	30.731	42.196	268.7	1:23:27.196								
20	Team Virage		3. Julien GERBI		Ligier JS P320 - Nissan		LMP3	14	1	1:47.401	38.749	31.375	37.277	266.7	55:28.728
	1. Rob HODES							15	1	1:40.152	3				

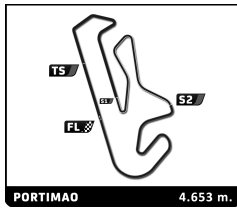


EUROPEAN LE MANS SERIES
4 Hours of Portimao
Free Practice 2

Sector Analysis

Lap under Red Flag														Invalidated Lap	Personal Best	Session Best	B Crossing the pit lane	
Lap	D	Time	Sector 1	Sector 2	Sector 3	T. Spd	Elapsed	Lap	D	Time	Sector 1	Sector 2	Sector 3	T. Spd	Elapsed			
3	3	1:41.392	31.691	31.998	37.703	261.5	5:27.749	15	1	1:32.662	28.945	29.023	34.694	285.7	38:29.250			
4	3	1:40.143	31.589	31.291	37.263	263.4	7:07.892	16	1	1:32.631	28.843	29.091	34.697	287.2	40:01.881			
5	3	1:45.285	31.589	31.662	42.034	266.0	8:53.177	17	1	1:32.982	29.099	29.147	34.736	288.0	41:34.863			
6	3	1:40.440	31.678	31.479	37.283	265.4	10:33.617	18	1	1:35.460	29.886	29.761	35.813	289.5	43:10.323			
7	3	1:40.227	31.300	31.616	37.311	264.1	12:13.844	19	1	1:35.129	29.458	29.508	36.163	289.5	44:45.452			
8	3	1:40.151	31.310	31.365	37.476	264.1	13:53.995	20	1	1:32.774	28.971	28.991	34.812	288.0	46:18.226			
9	3	1:48.413 B	32.121	31.684	44.608	265.4	15:42.408	21	1	1:34.879	29.734	29.388	35.757	288.8	47:53.105			
10	3	5:26.471	4:09.367	33.421	43.683		21:08.879	22	1	1:33.930	29.805	29.285	34.840	288.8	49:27.035			
11	3	1:42.116	31.765	31.684	38.667	262.8	22:50.995	23	1	1:32.433	28.840	28.915	34.678	288.0	50:59.468			
12	3	1:40.211	31.416	31.481	37.314	264.7	24:31.206	24	1	1:33.400	28.993	29.143	35.264	287.2	52:32.868			
13	3	1:40.368	31.628	31.075	37.665	265.4	26:11.574	25	1	1:34.423	29.177	29.301	35.945	289.5	54:07.291			
14	3	2:19.894 B	31.252	30.979	1:17.663	264.7	28:31.468	26	1	1:34.328	29.291	29.827	35.210	290.3	55:41.619			
15	1	7:34.490	6:22.478	33.293	38.719		36:05.958	27	1	1:40.201	29.543	30.501	40.157	291.1	57:21.820			
16	1	1:45.506	33.132	32.332	40.042	267.3	37:51.464	28	1	1:32.437	28.806	28.862	34.769	288.0	58:54.257			
17	1	1:45.302	35.069	32.077	38.156	260.9	39:36.766	29	1	1:41.280 B	30.928	29.260	41.092	288.8	1:00:35.537			
18	1	1:43.307	33.409	31.807	38.091	265.4	41:20.073	30	3	4:00.683	2:55.869	29.652	35.162		1:04:36.220			
19	1	1:42.561	32.043	32.202	38.316	265.4	43:02.634	31	3	1:33.652	28.965	29.644	35.043	286.5	1:06:09.872			
20	1	1:42.902	32.648	31.973	38.281	268.7	44:45.536	32	3	1:33.915	28.988	29.350	35.577	286.5	1:07:43.787			
21	1	1:42.060	31.884	31.751	38.425	264.7	46:27.596	33	3	1:32.740	28.872	29.021	34.847	287.2	1:09:16.527			
22	1	1:50.860 B	32.357	33.117	45.386	262.8	48:18.456	34	3	1:34.753	29.561	29.405	35.787	288.8	1:10:51.280			
23	1	7:53.662	6:40.406	34.129	39.127		56:12.118	35	3	1:33.427	29.258	29.292	34.877	283.5	1:12:24.707			
24	1	1:43.869	32.938	32.300	38.631	261.5	57:55.987	36	3	1:32.875	29.045	29.057	34.773	286.5	1:13:57.582			
25	1	1:42.563	32.274	32.330	37.959	264.7	59:38.550	37	3	1:32.797	29.003	28.959	34.835	287.2	1:15:30.379			
26	1	1:42.213	31.991	31.853	38.369	264.7	1:01:20.763	38	3	1:33.087	28.989	29.224	34.874	288.0	1:17:03.466			
27	1	1:49.152 B	32.300	32.134	44.718	264.7	1:03:09.915	39	3	1:40.204 B	28.954	29.378	41.872	287.2	1:18:43.670			
28	2	6:47.909	5:36.149	31.821	39.939		1:09:57.824	40	3	2:52.163	1:47.244	29.638	35.281		1:21:35.833			
29	2	1:38.408	30.872	30.554	36.982	264.7	1:11:36.232	41	3	1:32.862	28.955	28.964	34.943	289.5	1:23:08.695			
30	2	1:39.620	30.814	31.168	37.638	266.7	1:13:15.852	42	3	1:32.846	28.920	29.065	34.861	289.5	1:24:41.541			
31	2	1:38.153	30.877	30.505	36.771	265.4	1:14:54.005	43	3	1:34.852	29.316	30.097	35.439	292.7	1:26:16.393			
32	2	1:37.893	30.717	30.561	36.615	265.4	1:16:31.898	44	3	1:33.102	28.945	29.269	34.888	288.8	1:27:49.495			
33	2	1:38.014	30.745	30.518	36.751	266.0	1:18:09.912	45	3	2:51.232 B	30.554	59.541	1:21.137	290.3	1:30:40.727			
34	2	1:50.003 B	30.882	32.636	46.485	265.4	1:19:59.915	24 Algarve Pro Racing							Oreca 07 - Gibson LMP2			
35	2	1:23.923	3:05.133	36.837	41.953		1:24:23.838	1. Sophia FLOERSCH							3. Richard BRADLEY			
36	2	1:37.871	30.690	30.412	36.769	265.4	1:26:01.709	2. Ferdinand HABSBURG										
37	2	1:38.306	30.623	30.378	37.305	267.3	1:27:40.015	1	2	3:13.712	2:03.260	31.753	38.699		3:13.712			
38	2	2:52.615 B	31.398	58.203	1:23.014	264.7	1:30:32.630	2	2	1:32.058	28.817	28.541	34.700	282.7	4:45.770			
22 United Autosports																Oreca 07 - Gibson LMP2		
1. Phil HANSON																3. Tom GAMBLE		
2. Jonathan ABERDEIN																		
1	2	3:17.642	2:07.601	31.256	38.785		3:17.642	3	2	1:36.217	29.527	29.330	37.360	285.7	6:21.987			
2	2	1:33.688	29.182	29.278	35.228	288.0	4:51.330	4	2	1:32.946	29.324	29.241	34.381	287.2	7:54.933			
3	2	1:33.776	29.658	29.024	35.094	290.3	6:25.106	5	2	1:32.088	28.669	28.720	34.699	285.7	9:27.021			
4	2	1:34.238	29.136	30.371	34.731	288.0	7:59.344	6	2	1:41.801 B	30.605	29.585	41.611	269.3	11:08.822			
5	2	1:32.653	28.822	29.044	34.787	288.8	9:31.997	7	3	3:48.742	2:39.774	31.889	37.079		14:57.564			
6	2	1:44.473 B	28.902	29.758	45.813	291.1	11:16.470	8	3	1:32.935	29.032	29.032	34.871	282.7	16:30.499			
7	2	6:26.548	5:15.540	31.146	39.862		17:43.018	9	3	1:33.492	29.027	29.387	35.078	285.0	18:03.991			
8	2	1:32.103	28.807	28.794	34.502	290.3	19:15.121	10	3	1:33.337	29.370	29.018	34.949	285.0	19:37.328			
9	2	1:31.924	28.668	28.836	34.420	291.9	20:47.045	11	3	1:34.469	29.723	29.519	35.227	287.2	21:11.797			
10	2	1:32.186	28.639	28.922	34.625	291.1	22:19.231	12	3	1:33.476	29.029	29.182	35.265	285.7	22:45.273			
11	2	1:34.362	29.888	29.011	35.463	291.9	23:53.593	13	3	1:33.735	29.419	29.049	35.267	285.7	24:19.008			
12	2	1:33.693	28.837	29.465	35.391	290.3	25:27.286	14	3	1:33.820	29.085	29.142	35.593	285.0	25:52.828			
13	2	1:37.736 B	28.752	28.756	40.228	290.3	27:05.022	15	3	2:00.203 B	29.465	29.549	1:01.189	285.7	27:53.031			
14	1	9:51.566	8:44.433	30.744	36.389		36:56.588	16	3	9:15.521	8:08.960	30.596	35.965		37:08.552			
								17	3	1:33.789	29.165	29.148	35.476	283.5	38:42.341			
								18	3	1:33.810	29.475	29.141	35.194	284.2	40:16.151			
								19	3	1:33.814	29.313	29.115	35.386	285.0	41:49.965			





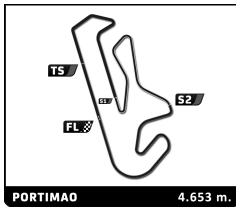
EUROPEAN LE MANS SERIES
4 Hours of Portimao
Free Practice 2

Sector Analysis

Lap under Red Flag Invalidated Lap Personal Best Session Best B Crossing the pit lane

Lap	D	Time	Sector 1	Sector 2	Sector 3	T. Spd	Elapsed	Lap	D	Time	Sector 1	Sector 2	Sector 3	T. Spd	Elapsed
20	3	1:33.505	29.153	29.267	35.085	285.0	43:23.470	24	2	1:34.042	29.359	29.622	35.061	284.2	56:04.275
21	3	1:35.028	29.959	29.288	35.781	286.5	44:58.498	25	2	1:33.958	29.390	29.364	35.204	285.0	57:38.233
22	3	1:41.844 B	29.395	30.122	42.327	284.2	46:40.342	26	2	1:39.838 B	29.266	29.603	40.969	285.7	59:18.071
23	1	4:04.566	2:59.057	30.093	35.416		50:44.908	27	2	3:34.977	2:29.508	29.907	35.562		1:02:53.048
24	1	1:34.822	29.730	29.571	35.521	285.0	52:19.730	28	2	1:33.992	29.335	29.419	35.238	284.2	1:04:27.040
25	1	1:35.975	29.367	30.640	35.968	286.5	53:55.705	29	2	1:35.495	29.413	29.906	36.176	286.5	1:06:02.535
26	1	1:33.948	29.513	29.302	35.133	285.7	55:29.653	30	2	1:33.620	29.311	29.300	35.009	285.7	1:07:36.155
27	1	1:36.397	30.803	29.465	36.129	286.5	57:06.050	31	2	1:34.382	29.714	29.481	35.187	287.2	1:09:10.537
28	1	1:34.326	29.737	29.305	35.284	283.5	58:40.376	32	2	1:34.533	29.172	29.529	35.832	287.2	1:10:45.070
29	1	1:33.709	29.188	29.696	34.825	286.5	1:00:14.085	33	2	1:38.274 B	29.171	29.179	39.924	285.0	1:12:23.344
30	1	1:33.267	29.101	29.227	34.939	287.2	1:01:47.352	34	1	3:31.530	2:25.362	30.099	36.069		1:15:54.874
31	1	1:33.605	29.127	29.319	35.159	288.0	1:03:20.957	35	1	1:34.913	29.660	29.701	35.552	282.0	1:17:29.787
32	1	1:35.415	29.325	29.416	36.674	288.0	1:04:56.372	36	1	1:34.711	29.342	29.649	35.720	282.7	1:19:04.498
33	1	1:33.788	29.526	29.179	35.083	282.7	1:06:30.160	37	1	1:35.311	29.420	29.568	36.323	283.5	1:20:39.809
34	1	1:34.596	29.916	29.463	35.217	288.0	1:08:04.756	38	1	1:36.016	29.747	29.919	36.350	280.5	1:22:15.825
35	1	1:34.619	29.639	29.626	35.354	289.5	1:09:39.375	39	1	1:36.052	30.901	29.700	35.451	283.5	1:23:51.877
36	1	1:40.014	29.873	32.595	37.546	289.5	1:11:19.389	40	1	1:34.421	29.557	29.367	35.497	285.0	1:25:26.298
37	1	1:39.800 B	29.359	29.322	41.119	288.0	1:12:59.189	41	1	1:34.669	29.767	29.311	35.591	285.0	1:27:00.967
38	2	3:39.471	2:33.602	30.112	35.757		1:16:38.660	42	1	2:08.868 B	29.596	30.598	1:08.674	285.7	1:29:09.835
39	2	1:34.548	29.513	29.588	35.447	285.0	1:18:13.208	26 G-Drive Racing Aurus 01 - Gibson							
40	2	1:34.756	29.544	29.703	35.509	285.7	1:19:47.964	1. Roman RUSINOV 3. Nyck DE VRIES LMP2							
41	2	1:35.826	30.236	29.999	35.591	288.8	1:21:23.790	2. Franco COLAPINTO							
42	2	1:35.800	29.692	30.365	35.743	288.8	1:22:59.590	1	2	2:03.129	53.666	31.882	37.581		2:03.129
43	2	1:34.502	29.429	29.319	35.754	286.5	1:24:34.092	2	2	1:39.380	32.874	30.951	35.555	257.8	3:42.509
44	2	1:34.396	29.508	29.577	35.311	285.7	1:26:08.488	3	2	1:33.444	29.261	29.294	34.889	284.2	5:15.953
45	2	1:37.888	29.648	30.970	37.270	285.7	1:27:46.376	4	2	1:33.895	29.140	29.492	35.263	285.7	6:49.848
46	2	2:51.322 B	30.431	59.316	1:21.575	285.7	1:30:37.698	5	2	1:37.732	29.340	29.926	38.466	288.0	8:27.580
25 G-Drive Racing Aurus 01 - Gibson								1. John FALB 3. Gustavo MENEZES LMP2 P/A							
2. Rui ANDRADE															
1	3	1:51.588	41.175	33.975	36.438		1:51.588	9	2	1:32.805	28.996	29.092	34.717	286.5	14:42.615
2	3	1:37.256	30.639	30.941	35.676	275.5	3:28.844	10	2	1:34.941	29.839	29.366	35.736	288.8	16:17.556
3	3	1:34.794	29.444	29.421	35.929	285.7	5:03.638	11	2	1:34.345	29.641	29.240	35.464	286.5	17:51.901
4	3	1:33.808	29.342	29.368	35.098	283.5	6:37.446	12	2	1:34.641	30.123	29.158	35.360	287.2	19:26.542
5	3	1:34.098	29.115	29.468	35.515	286.5	8:11.544	13	2	1:35.275	29.430	29.749	36.096	286.5	21:01.817
6	3	1:33.446	29.064	29.529	34.853	286.5	9:44.990	14	2	1:32.733	28.858	29.056	34.819	287.2	22:34.550
7	3	1:32.924	29.039	28.961	34.924	285.7	11:17.914	15	2	1:40.537 B	28.946	28.986	42.605	288.0	24:15.087
8	3	1:43.584 B	29.313	30.826	43.445	285.0	13:01.498	16	3	16:08.239	...	29.455	35.192		40:23.326
9	3	7:58.307	6:51.372	30.942	35.993		20:59.805	17	3	1:33.581	29.808	29.187	34.586	286.5	41:56.907
10	3	1:31.826	28.652	28.738	34.436	285.7	22:31.631	18	3	1:32.154	28.830	28.895	34.429	286.5	43:29.061
11	3	1:32.730	28.732	28.782	35.216	287.2	24:04.361	19	3	1:39.688 B	29.220	28.982	41.486	288.0	45:08.749
12	3	1:34.582	29.361	28.981	36.240	288.0	25:38.943	20	3	3:04.085	1:57.367	30.583	36.135		48:12.834
13	3	1:40.661 B	29.000	29.455	42.206	287.2	27:19.604	21	3	1:33.445	29.199	29.432	34.814	281.2	49:46.279
14	3	10:02.887	8:58.063	29.321	35.503		37:22.491	22	3	1:34.782	30.377	29.241	35.164	287.2	51:21.061
15	3	1:32.741	29.076	29.017	34.648	282.0	38:55.232	23	3	1:33.210	28.867	29.278	35.065	285.7	52:54.271
16	3	1:32.978	29.062	28.889	35.027	285.0	40:28.210	24	3	1:32.735	29.061	29.064	34.610	283.5	54:27.006
17	3	1:36.450	29.157	29.541	37.752	287.2	42:04.660	25	3	1:32.875	29.261	29.109	34.505	285.0	55:59.881
18	3	1:39.491 B	29.101	29.172	41.218	286.5	43:44.151	26	3	1:33.242	28.985	29.423	34.834	285.7	57:33.123
19	2	4:24.140	3:16.449	30.799	36.892		48:08.291	27	3	1:39.131 B	29.372	29.158	40.601	288.0	59:12.254
20	2	1:35.795	29.616	30.403	35.776	282.7	49:44.086	28	3	3:25.449	2:21.065	29.081	35.303		1:02:37.703
21	2	1:35.032	29.613	29.908	35.511	284.2	51:19.118	29	3	1:32.898	29.196	29.020	34.682	285.0	1:04:10.601
22	2	1:36.699	29.326	31.880	35.493	284.2	52:55.817	30	3	1:32.855	28.959	29.342	34.554	286.5	1:05:43.456
23	2	1:34.416	29.763	29.477	35.176	285.0	54:30.233	31	3	1:34.509	29.117	29.263	36.129	282.7	1:07:17.965



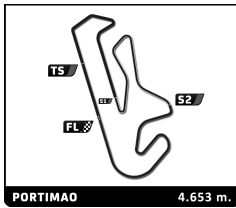


EUROPEAN LE MANS SERIES
4 Hours of Portimao
Free Practice 2

Sector Analysis

Lap under Red Flag Invalidated Lap Personal Best Session Best Crossing the pit lane															
Lap	D	Time	Sector 1	Sector 2	Sector 3	T. Spd	Elapsed	Lap	D	Time	Sector 1	Sector 2	Sector 3	T. Spd	Elapsed
32	3	1:38.452 B	29.087	29.123	40.242	284.2	1:08:56.417	1	1	2:46.675	1:36.073	31.507	39.095		2:46.675
33	1	11:27.157	...	29.932	35.192		1:20:23.574	2	1	1:34.056	29.450	29.636	34.970	279.8	4:20.731
34	1	1:34.229	29.270	29.647	35.312	285.0	1:21:57.803	3	1	1:33.058	28.990	29.044	35.024	281.2	5:53.789
35	1	1:35.540	29.585	29.791	36.164	285.0	1:23:33.343	4	1	1:35.015	30.019	29.401	35.595	286.5	7:28.804
36	1	1:34.100	29.596	29.348	35.156	284.2	1:25:07.443	5	1	1:35.460	28.941	30.326	36.193	282.7	9:04.264
37	1	1:33.922	29.457	29.347	35.118	286.5	1:26:41.365	6	1	1:40.812 B	29.007	29.157	42.648	282.7	10:45.076
38	1	1:44.150 B	29.222	29.253	45.675	285.7	1:28:25.515	7	3	5:08.065	3:59.009	31.688	37.368		15:53.141
28 IDEC Sport Oreca 07 - Gibson															
1. Paul LAFARGUE 3. Patrick PILET LMP2															
2. Paul Loup CHATIN															
1	3	2:22.689	1:13.219	32.233	37.237		2:22.689	11	3	1:35.766	29.927	29.693	36.146	279.1	22:22.774
2	3	1:37.200	30.759	30.377	36.064	280.5	3:59.889	12	3	1:40.522	32.332	30.994	37.196	282.0	24:03.296
3	3	1:35.804	30.415	29.609	35.780	285.7	5:35.693	13	3	1:38.589	31.754	30.162	36.673	282.0	25:41.885
4	3	1:34.373	29.251	29.876	35.246	286.5	7:10.066	14	3	1:36.258	30.501	29.739	36.018	278.4	27:18.143
5	3	1:34.900	29.157	29.992	35.751	285.0	8:44.966	15	3	3:28.644 B	1:07.643	1:00.471	1:20.530	122.2	30:46.787
6	3	1:37.878 B	29.013	28.996	39.869	284.2	10:22.844	16	2	6:11.318	5:04.275	30.709	36.334		36:58.105
7	2	4:02.351	2:56.453	29.987	35.911		14:25.195	17	2	1:34.866	29.904	29.756	35.206	277.6	38:32.971
8	2	1:32.879	28.929	29.204	34.746	285.7	15:58.074	18	2	1:33.681	29.230	29.398	35.053	282.0	40:06.652
9	2	1:32.919	28.794	29.112	35.013	287.2	17:30.993	19	2	1:33.378	29.026	29.229	35.123	283.5	41:40.030
10	2	1:34.767	29.196	30.048	35.523	287.2	19:05.760	20	2	1:34.199	29.283	29.248	35.668	284.2	43:14.229
11	2	1:34.584	29.071	29.842	35.671	288.0	20:40.344	21	2	1:35.394	29.366	30.859	35.169	285.0	44:49.623
12	2	1:39.672 B	29.018	29.296	41.358	288.0	22:20.016	22	2	1:36.611	30.975	30.004	35.632	285.7	46:26.234
13	2	3:37.242	2:18.664	37.916	40.662		25:57.258	23	2	1:41.837 B	29.522	29.857	42.458	282.0	48:08.071
14	2	2:03.520 B	28.582	29.303	1:05.635	288.8	28:00.778	24	2	4:23.899	3:19.066	29.571	35.262		52:31.970
15	2	7:41.709	6:34.108	30.929	36.672		35:42.487	25	2	1:34.761	29.543	29.552	35.666	282.0	54:06.731
16	2	1:31.796	28.733	28.695	34.368	284.2	37:14.283	26	2	1:34.622	29.578	29.785	35.259	282.7	55:41.353
17	2	1:39.593	29.768	34.063	35.762	288.8	38:53.876	27	2	1:34.268	29.523	29.408	35.337	284.2	57:15.621
18	2	1:33.252	28.781	29.317	35.154	286.5	40:27.128	28	2	1:36.531	29.594	30.274	36.663	284.2	58:52.152
19	2	1:34.752	29.367	29.282	36.103	289.5	42:01.880	29	2	1:35.709	29.587	29.703	36.419	283.5	1:00:27.861
20	2	1:39.011 B	28.750	29.099	41.162	287.2	43:40.891	30	2	1:35.752	29.688	29.786	36.278	282.7	1:02:03.613
21	1	3:31.895	2:25.692	30.570	35.633		47:12.786	31	2	1:41.037 B	29.744	30.430	40.863	285.7	1:03:44.650
22	1	1:34.882	29.805	29.705	35.372	286.5	48:47.668	32	3	3:07.127	1:58.389	31.023	37.715		1:06:51.777
23	1	1:34.381	29.636	29.532	35.213	285.7	50:22.049	33	3	1:38.177	31.538	30.294	36.345	280.5	1:08:29.954
24	1	1:34.375	29.544	29.563	35.268	285.7	51:56.424	34	3	1:37.364	30.411	30.835	36.118	281.2	1:10:07.318
25	1	1:36.903	31.052	30.212	35.639	287.2	53:33.327	35	3	1:37.381	30.144	30.138	37.099	282.0	1:11:44.699
26	1	1:35.288	29.954	29.574	35.760	286.5	55:08.615	36	3	1:39.584	30.848	31.819	36.917	281.2	1:13:24.283
27	1	1:38.939 B	29.420	29.444	40.075	282.7	56:47.554	37	3	1:35.601	29.976	29.853	35.772	280.5	1:14:59.884
28	1	2:55.620	1:49.871	30.245	35.504		59:43.174	38	3	1:35.260	29.970	29.563	35.727	283.5	1:16:35.144
29	1	1:35.595	29.602	30.027	35.966	285.7	1:01:18.769	39	3	1:35.500	29.868	29.832	35.800	279.8	1:18:10.644
30	1	1:35.880	29.603	30.039	36.238	285.0	1:02:54.649	40	3	1:35.877	30.214	29.863	35.800	282.0	1:19:46.521
31	1	1:34.928	29.548	29.698	35.682	284.2	1:04:29.577	41	3	1:40.561	31.951	32.095	36.515	283.5	1:21:27.082
32	1	1:34.762	29.613	29.547	35.602	284.2	1:06:04.339	42	3	1:45.479 B	30.640	31.762	43.077	282.0	1:23:12.561
33	1	1:36.074	29.606	30.771	35.697	286.5	1:07:40.413	30 Duqueine Team Oreca 07 - Gibson							
34	1	1:35.203	29.727	29.738	35.738	285.7	1:09:15.616	1. Tristan GOMMENDY 3. Memo ROJAS LMP2							
35	1	1:41.216 B	29.697	29.596	41.923	286.5	1:10:56.832	2. Rene BINDER							
36	3	11:16.814	...	31.009	36.025		1:22:13.646	1	3	3:06.084	1:57.372	32.109	36.603		3:06.084
37	3	1:33.837	29.702	29.151	34.984	280.5	1:23:47.483	2	3	1:35.468	29.880	29.934	35.654	281.2	4:41.552
38	3	1:34.539	29.285	29.596	35.658	288.8	1:25:22.022	3	3	1:35.091	29.565	29.813	35.713	285.7	6:16.643
39	3	1:34.734	29.073	29.707	35.954	286.5	1:26:56.756	4	3	1:34.811	29.807	29.665	35.339	285.0	7:51.454
40	3	2:09.088 B	30.545	29.547	1:08.996	282.7	1:29:05.844	5	3	1:35.374	29.533	29.703	36.138	286.5	9:26.828
29 Ultimate Oreca 07 - Gibson															
1. Matthieu LAHAYE 3. Gianluca GIRAUDI LMP2 P/A															
2. Jean-Baptiste LAHAYE															



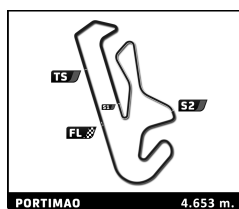


EUROPEAN LE MANS SERIES
4 Hours of Portimao
Free Practice 2

Sector Analysis

Lap under Red Flag											Invalidated Lap	Personal Best	Session Best	B Crossing the pit lane			
Lap	D	Time	Sector 1	Sector 2	Sector 3	T. Spd	Elapsed	Lap	D	Time	Sector 1	Sector 2	Sector 3	T. Spd	Elapsed		
22	3	1:34.336	29.498	29.278	35.560	285.7	48:54.698	29	2	1:34.419	29.665	29.528	35.226	286.5	1:11:46.400		
23	3	1:33.324	29.213	29.077	35.034	278.4	50:28.022	30	2	1:38.392	31.113	31.353	35.926	291.9	1:13:24.792		
24	3	1:33.393	29.189	29.222	34.982	286.5	52:01.415	31	2	1:35.447	29.791	30.053	35.603	289.5	1:15:00.239		
25	3	1:37.081	29.795	31.240	36.046	285.0	53:38.496	32	2	1:37.177	30.122	29.848	37.207	289.5	1:16:37.416		
26	3	1:34.114	29.320	29.707	35.087	285.0	55:12.610	33	2	1:34.213	29.383	29.472	35.358	288.0	1:18:11.629		
27	3	1:40.653	29.368	30.603	40.682	285.0	56:53.263	34	2	1:35.185	29.656	29.968	35.561	289.5	1:19:46.814		
28	1	3:31.096	2:23.870	30.670	36.556		1:00:24.359	35	2	1:36.077	30.451	30.200	35.426	293.5	1:21:22.891		
29	1	1:38.629	30.770	30.638	37.221	284.2	1:02:02.988	36	2	1:37.690	30.493	31.338	35.859	291.9	1:23:00.581		
30	1	1:37.920	30.066	31.661	36.193	282.7	1:03:40.908	37	2	1:35.306	29.321	29.611	36.374	289.5	1:24:35.887		
31	1	1:35.513	29.986	29.849	35.678	282.0	1:05:16.421	38	2	1:34.972	29.855	29.680	35.437	278.4	1:26:10.859		
32	1	1:36.954	29.868	31.147	35.939	283.5	1:06:53.375	39	2	1:36.048	29.389	29.878	36.781	289.5	1:27:46.907		
33	1	1:40.549	30.605	31.380	38.564	284.2	1:08:33.924	40	2	2:52.079	31.529	1:00.052	1:20.498	288.8	1:30:38.986		
34	1	1:37.930	30.046	30.023	37.861	282.0	1:10:11.854	37 COOL Racing Oreca 07 - Gibson									
35	1	1:36.163	30.499	29.892	35.772	280.5	1:11:48.017	1. Alexandre COIGNY		3. Charles MILESI		LMP2 P/A					
36	1	1:45.595	32.091	30.805	42.699	285.0	1:13:33.612	2. Nicolas LAPIERRE									
37	1	1:37.248	31.340	29.935	35.973	281.2	1:15:10.860	1	2	3:16.437	2:07.452	30.336	38.649		3:16.437		
38	1	1:42.189	30.127	30.244	41.818	285.7	1:16:53.049	2	2	1:33.306	29.246	29.103	34.957	285.7	4:49.743		
39	1	3:06.229	2:00.603	30.126	35.500		1:19:59.278	3	2	1:33.042	29.027	29.117	34.898	288.8	6:22.785		
40	1	1:37.657	29.673	31.205	36.779	285.7	1:21:36.935	4	2	1:47.223	30.542	33.002	43.679	289.5	8:10.008		
41	1	1:38.990	29.476	31.156	38.358	285.0	1:23:15.925	5	3	49:22.293	...	29.263	34.894		57:32.301		
42	1	1:34.878	29.635	29.650	35.593	285.0	1:24:50.803	6	3	1:33.227	29.113	29.012	35.102	286.5	59:05.528		
43	1	1:38.253	29.505	30.069	38.679	285.0	1:26:29.056	7	3	1:39.439	29.230	29.474	40.735	286.5	1:00:44.967		
35 BHK Motorsport Oreca 07 - Gibson																	
1. Francesco DRACONE			3. Markus POMMER									LMP2					
2. Sergio CAMPANA																	
1	3	2:20.734	1:10.223	32.561	37.950		2:20.734	9	3	1:32.247	28.870	28.853	34.524	288.8	1:05:01.446		
2	3	1:37.837	30.941	30.950	35.946	285.0	3:58.571	10	3	1:34.919	29.577	29.516	35.826	291.9	1:06:36.365		
3	3	1:35.587	29.815	30.566	35.206	284.2	5:34.158	11	3	1:37.798	28.925	29.559	35.314	289.5	1:08:10.163		
4	3	1:38.352	30.266	31.498	36.588	286.5	7:12.510	12	3	1:37.820	28.942	29.169	39.709	288.0	1:09:47.983		
5	3	1:37.428	29.270	29.861	38.297	285.7	8:49.938	13	1	3:40.338	2:31.405	31.044	37.889		1:13:28.321		
6	3	1:35.128	29.332	29.342	36.454	285.0	10:25.066	14	1	1:36.221	30.106	30.230	35.885	282.7	1:15:04.542		
7	3	1:35.732	30.670	29.890	35.172	279.8	12:00.798	15	1	1:36.058	29.904	29.801	36.353	286.5	1:16:40.600		
8	3	1:40.299	29.357	29.712	41.230	286.5	13:41.097	16	1	1:35.361	29.761	29.853	35.747	287.2	1:18:15.961		
9	3	14:52.607	...	30.884	1:19.308		18:33.704	17	1	1:36.245	30.237	29.894	36.114	287.2	1:19:52.206		
10	3	7:32.296	6:24.312	31.444	36.540		36:06.000	18	1	1:36.849	29.806	30.002	37.041	285.0	1:21:29.055		
11	3	1:39.723	32.115	31.191	36.417	282.7	37:45.723	19	1	1:36.503	29.811	30.756	35.936	289.5	1:23:05.558		
12	3	1:33.676	29.346	29.340	34.990	282.7	39:19.399	20	1	1:35.485	29.808	29.788	35.889	289.5	1:24:41.043		
13	3	1:40.919	29.064	30.267	41.588	289.5	41:00.318	21	1	1:36.641	29.636	30.418	36.587	288.8	1:26:17.684		
14	1	4:52.595	3:32.760	41.122	38.713		45:52.913	22	1	1:35.210	29.789	29.702	35.719	286.5	1:27:52.894		
15	1	1:36.895	30.510	30.396	35.989	283.5	47:29.808	23	1	3:11.224	50.255	59.326	1:21.643	288.0	1:31:04.118		
16	1	1:36.495	30.191	30.319	35.985	286.5	49:06.303	39 Graff Oreca 07 - Gibson									
17	1	1:35.584	29.548	30.058	35.978	286.5	50:41.887	1. Vincent CAPILLAIRE		3. Arnold ROBIN		LMP2 P/A					
18	1	1:35.962	29.481	30.361	36.120	287.2	52:17.849	2. Maxime ROBIN									
19	1	1:39.766	30.103	31.785	37.878	285.7	53:57.615	1	3	1:48.585	38.829	32.268	37.488		1:48.585		
20	1	1:37.338	29.767	30.766	36.805	286.5	55:34.953	2	3	1:38.665	30.608	31.801	36.256	276.9	3:27.250		
21	1	1:37.123	30.521	30.337	36.265	284.2	57:12.076	3	3	1:36.500	30.035	29.908	36.557	281.2	5:03.750		
22	1	1:39.108	30.015	32.284	36.809	286.5	58:51.184	4	3	1:36.579	30.267	30.035	36.277	276.2	6:40.329		
23	1	1:43.000	29.669	30.033	43.298	286.5	1:00:34.184	5	3	1:36.474	29.665	29.898	36.911	284.2	8:16.803		
24	2	3:16.804	2:09.486	30.767	36.551		1:03:50.988	6	3	1:38.348	31.218	30.871	36.259	276.2	9:55.151		
25	2	1:35.552	30.310	29.740	35.502	286.5	1:05:26.540	7	3	1:39.000	29.809	32.318	36.873	282.7	11:34.151		
26	2	1:33.912	29.237	29.389	35.286	287.2	1:07:00.452	8	3	1:37.172	29.910	30.259	37.003	281.2	13:11.323		
27	2	1:35.392	29.229	30.160	36.003	288.8	1:08:35.844	9	3	1:37.323	30.262	30.561	36.500	279.1	14:48.646		
28	2	1:36.137	29.637	29.557	36.943	286.5	1:10:11.981	10	3	1:44.842	30.783	30.687	43.372	275.5	16:33.488		
								11	2	4:07.986	2:59.462	31.174	37.350		20:41.474		
								12	2	1:37.650	30.667	30.642	36.341	276.2	22:19.124		





EUROPEAN LE MANS SERIES

4 Hours of Portimao

Free Practice 2

Sector Analysis

Lap under Red Flag Invalidated Lap Personal Best Session Best Crossing the pit lane

Lap	D	Time	Sector 1	Sector 2	Sector 3	T. Spd	Elapsed	Lap	D	Time	Sector 1	Sector 2	Sector 3	T. Spd	Elapsed
6	1	2:10.990	32.179	32.063	1:06.748	262.1	11:07.500	11	2	1:49.640	32.350	31.914	45.376	262.1	20:35.975
7	1	1:42.695	32.381	31.838	38.476	260.2	12:50.195	12	1	2:42.081	1:31.511	32.073	38.497		23:18.056
8	1	1:44.342	32.160	32.884	39.298	261.5	14:34.537	13	1	1:43.130	33.091	31.742	38.297	260.9	25:01.186
9	1	1:44.606	32.771	32.310	39.525	259.0	16:19.143	14	1	1:41.992	32.165	31.654	38.173	261.5	26:43.178
10	1	1:42.927	32.299	32.074	38.554	260.2	18:02.070	15	1	2:48.333	31.946	57.655	1:18.732	261.5	29:31.511
11	1	1:42.462	32.407	31.785	38.270	262.8	19:44.532	16	1	7:26.775	6:15.262	32.495	39.018		36:58.286
12	1	1:41.990	32.016	31.632	38.342	264.1	21:26.522	17	1	1:41.893	32.410	31.430	38.053	259.6	38:40.179
13	1	1:42.546	32.381	31.711	38.454	263.4	23:09.068	18	1	1:41.813	32.095	31.357	38.361	259.6	40:21.992
14	1	1:50.789	32.178	31.898	46.713	262.8	24:59.857	19	1	1:45.855	32.300	31.598	41.957	260.9	42:07.847
15	2	3:28.287	1:38.495	33.378	1:16.414		28:28.144	20	1	1:41.878	32.144	31.585	38.149	262.1	43:49.725
16	2	7:56.964	6:46.216	32.125	38.623		36:25.108	21	1	1:42.462	32.654	31.598	38.210	263.4	45:32.187
17	2	1:42.232	32.146	31.677	38.409	262.1	38:07.340	22	1	1:41.891	32.093	31.470	38.328	263.4	47:14.078
18	2	1:41.995	31.923	31.647	38.425	262.8	39:49.335	23	1	1:41.919	32.017	31.499	38.403	262.8	48:55.997
19	2	1:44.207	31.999	32.249	39.959	263.4	41:33.542	24	1	1:41.353	31.892	31.334	38.127	261.5	50:37.350
20	2	1:43.363	32.390	31.943	39.030	263.4	43:16.905	25	1	1:51.249	32.017	32.890	46.342	261.5	52:28.599
21	2	1:42.236	31.975	31.786	38.475	263.4	44:59.141	26	3	2:49.382	1:38.058	32.798	38.526		55:17.981
22	2	1:41.565	31.845	31.402	38.318	264.7	46:40.706	27	3	1:41.844	32.236	31.600	38.008	260.9	56:59.825
23	2	1:42.781	31.993	32.122	38.666	265.4	48:23.487	28	3	1:41.939	32.184	31.511	38.244	261.5	58:41.764
24	2	1:49.338	32.232	32.058	45.048	266.0	50:12.825	29	3	1:41.488	31.867	31.686	37.935	262.8	1:00:23.252
25	3	3:30.669	2:17.568	32.259	40.842		53:43.494	30	3	1:46.155	31.974	31.676	42.505	262.8	1:02:09.407
26	3	1:41.701	32.541	31.233	37.927	261.5	55:25.195	31	3	1:41.426	31.861	31.443	38.122	262.8	1:03:50.833
27	3	1:41.221	31.796	31.414	38.011	263.4	57:06.416	32	3	1:49.049	32.386	32.257	44.406	264.7	1:05:39.882
28	3	1:40.673	31.629	31.243	37.801	263.4	58:47.089	33	3	2:44.500	1:25.164	35.529	43.807		1:08:24.382
29	3	1:40.467	31.611	31.203	37.653	263.4	1:00:27.556	34	3	1:40.207	31.658	30.952	37.597	261.5	1:10:04.589
30	3	1:40.972	31.839	31.167	37.966	263.4	1:02:08.528	35	3	1:40.842	31.555	30.939	38.348	263.4	1:11:45.431
31	3	1:40.858	31.578	31.147	38.133	262.8	1:03:49.386	36	3	1:48.248	32.386	32.011	43.851	262.8	1:13:33.679
32	3	1:48.061	31.901	31.566	44.594	265.4	1:05:37.447	37	3	2:33.288	1:17.924	35.153	40.211		1:16:06.967
33	3	2:43.436	1:33.474	32.113	37.849		1:08:20.883	38	3	1:40.177	31.588	31.034	37.555	262.1	1:17:47.144
34	3	1:40.556	31.445	31.041	38.070	262.1	1:10:01.439	39	3	1:40.846	31.728	31.176	37.942	262.8	1:19:27.990
35	3	1:41.660	31.546	31.315	38.799	262.8	1:11:43.099	40	3	1:50.302	38.164	33.242	38.896	256.5	1:21:18.292
36	3	1:54.754	33.267	36.657	44.830	264.1	1:13:37.853	41	3	1:46.729	31.765	31.556	43.408	260.9	1:23:05.021
37	3	1:40.383	31.697	31.108	37.578	260.2	1:15:18.236								
38	3	1:40.284	31.616	31.030	37.638	263.4	1:16:58.520								
39	3	1:42.094	31.555	31.523	39.016	264.1	1:18:40.614								
40	3	1:40.799	31.503	31.247	38.049	262.8	1:20:21.413								
41	3	1:40.667	31.635	31.282	37.750	262.1	1:22:02.080								
42	3	1:40.718	31.762	31.226	37.730	262.8	1:23:42.798								
43	3	1:41.935	31.615	31.593	38.727	263.4	1:25:24.733								
44	3	1:43.921	32.818	32.529	38.574	262.8	1:27:08.654								
45	3	2:24.019	33.842	31.725	1:18.452	263.4	1:29:32.673								

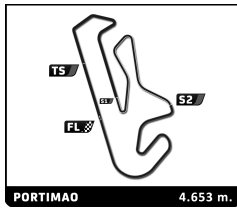
80 Iron Lynx
1. Matteo CRESSONI 3. Miguel MOLINA
2. Rino MASTRONARDI Ferrari 488 GTE Evo LMGT E

1	2	2:02.046	47.460	34.258	40.328		2:02.046
2	2	1:56.715	41.197	36.592	38.926	254.7	3:58.761
3	2	1:43.418	33.272	31.899	38.247	259.0	5:42.179
4	2	1:41.664	31.988	31.577	38.099	259.6	7:23.843
5	2	1:45.553	32.052	31.758	41.743	262.1	9:09.396
6	2	1:41.938	32.065	31.560	38.313	259.6	10:51.334
7	2	1:48.927	32.262	31.719	44.946	261.5	12:40.261
8	2	2:29.462	1:17.861	31.858	39.743		15:09.723
9	2	1:41.420	31.876	31.456	38.088	261.5	16:51.143
10	2	1:55.192	36.440	32.829	45.923	262.1	18:46.335

83 Iron Lynx
1. Rahel FREY 3. Michelle GATTING
2. Sarah BOVY Ferrari 488 GTE Evo LMGT E

1	3	2:27.300	1:13.184	33.889	40.227		2:27.300
2	3	1:42.926	32.543	31.777	38.606	257.8	4:10.226
3	3	1:41.996	32.088	31.511	38.397	260.9	5:52.222
4	3	1:49.448	32.301	32.732	44.415	259.6	7:41.670
5	3	2:29.842	1:18.253	32.777	38.812		10:11.512
6	3	1:40.976	31.938	31.049	37.989	260.2	11:52.488
7	3	1:42.351	32.505	31.434	38.412	259.0	13:34.839
8	3	1:44.610	31.973	32.348	40.289	260.9	15:19.449
9	3	1:41.287	31.826	31.276	38.185	259.6	17:00.736
10	3	1:41.669	31.899	31.303	38.467	260.9	18:42.405
11	3	1:41.710	32.172	31.303	38.235	260.9	20:24.115
12	3	1:43.319	32.058	31.607	39.654	260.9	22:07.434
13	3	1:42.823	32.404	32.120	38.299	259.6	23:50.257
14	3	1:41.253	31.893	31.281	38.079	261.5	25:31.510
15	3	1:41.238	31.906	31.150	38.182	261.5	27:12.748
16	3	3:19.581	1:00.065	1:00.142	1:19.374	149.2	30:32.329
17	2	5:41.736	4:29.292	33.223	39.221		36:14.065
18	2	1:43.946	32.699	32.604	38.643	260.9	37:58.011
19	2	1:42.968	32.645	31.720	38.603	261.5	39:40.979



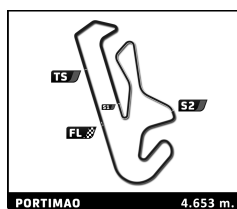


EUROPEAN LE MANS SERIES
4 Hours of Portimao
Free Practice 2

Sector Analysis

Lap under Red Flag											Invalidated Lap	Personal Best	Session Best	B Crossing the pit lane	
Lap	D	Time	Sector 1	Sector 2	Sector 3	T. Spd	Elapsed	Lap	D	Time	Sector 1	Sector 2	Sector 3	T. Spd	Elapsed
20	2	1:43.422	32.276	32.190	38.956	262.8	41:24.401	31	2	1:42.660	32.015	31.921	38.724	262.1	1:15:08.948
21	2	1:42.783	32.307	31.758	38.718	263.4	43:07.184	32	2	1:47.898 B	32.106	31.671	44.121	261.5	1:16:56.846
22	2	1:42.597	32.217	31.743	38.637	262.1	44:49.781	33	3	3:43.371	2:22.554	39.797	41.020		1:20:40.217
23	2	1:42.553	32.198	31.625	38.730	264.7	46:32.334	34	3	1:45.252	31.923	31.058	42.271	262.1	1:22:25.469
24	2	1:50.037 B	32.693	32.396	44.948	262.1	48:22.371	35	3	1:40.828	31.738	31.259	37.831	262.1	1:24:06.297
25	1	9:09.580	7:58.579	32.419	38.582		57:31.951	36	3	1:40.995	31.805	31.185	38.005	262.1	1:25:47.292
26	1	1:43.474	32.871	31.518	39.085	260.9	59:15.425	37	3	1:48.101 B	32.703	31.473	43.925	261.5	1:27:35.393
27	1	1:41.997	31.790	31.776	38.431	260.9	1:00:57.422	93 Proton Competition Porsche 911 RSR - 19							
28	1	1:43.030	31.697	31.229	40.104	262.1	1:02:40.452	1. Michael FASSBENDER 3. Richard LIETZ LMGTE							
29	1	1:47.722 B	32.375	31.924	43.423	255.3	1:04:28.174	2. Felipe LASER							
30	1	2:28.658	1:16.407	34.193	38.058		1:06:56.832	1	3	3:06.512	1:53.903	33.236	39.373		3:06.512
31	1	1:44.906	31.621	32.384	40.901	262.8	1:08:41.738	2	3	1:42.698	32.103	31.887	38.708	261.5	4:49.210
32	1	1:40.347	31.521	30.922	37.904	261.5	1:10:22.085	3	3	1:42.086	32.187	31.764	38.135	261.5	6:31.296
33	1	1:44.737	32.997	31.972	39.768	264.1	1:12:06.822	4	3	1:44.743	31.810	32.408	40.525	262.1	8:16.039
34	1	1:46.475 B	31.630	31.150	43.695	262.8	1:13:53.297	5	3	1:50.589 B	32.401	32.347	45.841	260.9	10:06.628
35	1	2:24.448	1:15.088	31.557	37.803		1:16:17.745	6	3	3:22.645	2:12.778	31.780	38.087		13:29.273
36	1	1:40.325	31.408	31.118	37.799	262.1	1:17:58.070	7	3	1:41.144	31.843	31.384	37.917	262.1	15:10.417
37	1	1:43.179	33.512	31.397	38.270	263.4	1:19:41.249	8	3	1:41.357	31.828	31.338	38.191	264.7	16:51.774
38	1	1:40.418	31.438	31.050	37.930	262.8	1:21:21.667	9	3	1:45.688	32.605	31.916	41.167	264.1	18:37.462
39	1	1:52.993 B	34.464	34.399	44.130	263.4	1:23:14.660	10	3	1:49.558 B	31.915	32.097	45.546	263.4	20:27.020
88 AF Corse Ferrari 488 GTE Evo											3. Alessio ROVERA LMGTE				
1. François PERRODO 2. Emmanuel COLLARD															
1	2	3:21.036	2:05.898	32.763	42.375		3:21.036	11	2	2:48.792	1:38.382	32.060	38.350		23:15.812
2	2	1:42.773	32.160	31.804	38.809	258.4	5:03.809	12	2	1:41.837	32.053	31.791	37.993	262.1	24:57.649
3	2	1:42.884	32.521	31.855	38.508	260.9	6:46.693	13	2	1:41.686	31.888	31.760	38.038	262.8	26:39.335
4	2	1:43.843	32.206	32.047	39.590	259.6	8:30.536	14	2	2:49.360 B	32.233	59.886	1:17.241	262.1	29:28.695
5	2	1:43.017	32.188	31.557	39.272	259.6	10:13.553	15	2	8:47.706	7:36.368	32.678	38.660		38:16.401
6	2	1:43.645	32.279	32.027	39.339	260.2	11:57.198	16	2	1:42.182	32.160	31.853	38.169	260.9	39:58.583
7	2	1:43.642	32.185	32.160	39.297	259.6	13:40.840	17	2	1:41.568	31.932	31.613	38.023	262.1	41:40.151
8	2	1:50.434 B	32.435	32.042	45.957	259.6	15:31.274	18	2	1:42.193	32.236	31.711	38.246	264.1	43:22.344
9	2	4:05.575	2:53.492	32.428	39.655		19:36.849	19	2	1:43.169	32.528	31.687	38.954	262.8	45:05.513
10	2	1:43.611	32.915	31.699	38.997	260.2	21:20.460	20	2	1:43.126	32.343	32.300	38.483	262.8	46:48.639
11	2	1:42.804	32.379	31.674	38.751	261.5	23:03.264	21	2	1:47.015 B	31.836	31.569	43.610	263.4	48:35.654
12	2	1:42.600	32.124	31.840	38.636	261.5	24:45.864	22	1	4:18.785	3:05.281	33.310	40.194		52:54.439
13	2	1:42.958	32.304	31.865	38.789	260.9	26:28.822	23	1	1:45.601	33.542	32.911	39.148	260.9	54:40.040
14	2	2:25.306 B	32.220	36.286	1:16.800	260.9	28:54.128	24	1	1:44.386	32.586	32.911	38.889	260.2	56:24.426
15	3	7:01.946	5:44.518	31.922	45.506		35:56.074	25	1	1:43.881	32.599	32.653	38.629	262.1	58:08.307
16	3	1:49.538	34.352	32.516	42.670	260.9	37:45.612	26	1	1:44.281	32.484	32.133	39.664	262.1	59:52.588
17	3	1:51.183 B	32.656	31.703	46.824	259.6	39:36.795	27	1	1:44.767	32.464	32.563	39.740	264.7	1:01:37.355
18	3	6:17.582	5:06.159	31.981	39.442		45:54.377	28	1	1:45.289	32.626	33.087	39.576	262.8	1:03:22.644
19	3	1:45.272	33.826	31.791	39.655	261.5	47:39.649	29	1	1:44.304	32.570	32.966	38.768	264.1	1:05:06.948
20	3	1:50.004 B	32.461	33.649	43.894	260.2	49:29.653	30	1	1:44.196	33.167	32.348	38.681	263.4	1:06:51.144
21	1	5:53.313	4:42.731	32.027	38.555		55:22.966	31	1	1:44.253	32.471	33.151	38.631	262.8	1:08:35.397
22	1	1:45.648	32.203	32.703	40.742	260.2	57:08.614	32	1	1:45.557	34.420	32.248	38.889	263.4	1:10:20.954
23	1	1:44.110	32.931	32.038	39.141	259.0	58:52.724	33	1	1:43.115	32.439	32.209	38.467	263.4	1:12:04.069
24	1	1:59.303	32.809	47.236	39.258	261.5	1:00:52.027	34	1	1:42.664	32.214	32.016	38.434	264.7	1:13:46.733
25	1	1:43.883	32.516	32.414	38.953	260.9	1:02:35.910	35	1	1:42.200	31.974	31.929	38.297	265.4	1:15:28.933
26	1	1:43.321	32.495	31.989	38.837	260.9	1:04:19.231	36	1	1:51.969 B	34.233	32.656	45.080	264.7	1:17:20.902
27	1	1:49.508 B	32.346	31.888	45.274	261.5	1:06:08.739	37	3	3:10.835	2:00.180	32.429	38.226		1:20:31.737
28	2	3:50.657	2:39.390	31.826	39.441		1:09:59.396	38	3	1:44.062	32.065	33.222	38.775	262.8	1:22:15.799
29	2	1:43.107	32.946	31.736	38.425	260.2	1:11:42.503	39	3	1:45.820	32.044	35.195	38.581	264.7	1:24:01.619
30	2	1:43.785	32.184	32.351	39.250	262.1	1:13:26.288	40	3	1:41.115	31.670	31.410	38.035	264.1	1:25:42.734
								41	3	1:47.121 B	31.644	31.627	43.850	264.1	1:27:29.855





EUROPEAN LE MANS SERIES
4 Hours of Portimao
Free Practice 2

Sector Analysis

														Lap under Red Flag	Invalidated Lap	Personal Best	Session Best	B Crossing the pit lane
Lap	D	Time	Sector 1	Sector 2	Sector 3	T. Spd	Elapsed	Lap	D	Time	Sector 1	Sector 2	Sector 3	T. Spd	Elapsed			
95		TF Sport	Aston Martin Vantage AMR															
		1. John HARTSHORNE	3. Oliver HANCOCK		LMGT													
		2. Ross GUNN																
1	1	2:46.707	1:31.150	34.727	40.830		2:46.707											
2	1	1:48.152	33.319	33.025	41.808	264.1	4:34.859											
3	1	1:44.796	32.952	32.118	39.726	263.4	6:19.655											
4	1	1:45.918	33.219	32.910	39.789	263.4	8:05.573											
5	1	1:45.550	32.928	32.989	39.633	264.1	9:51.123											
6	1	1:46.940	32.599	33.028	41.313	264.1	11:38.063											
7	1	1:43.907	32.666	32.004	39.237	264.1	13:21.970											
8	1	1:44.612	32.994	32.099	39.519	264.1	15:06.582											
9	1	1:44.245	32.522	32.120	39.603	264.7	16:50.827											
10	1	1:45.075	32.767	32.523	39.785	264.7	18:35.902											
11	1	1:44.823	32.564	32.396	39.863	264.7	20:20.725											
12	1	1:48.057	33.675	32.935	41.447	265.4	22:08.782											
13	1	1:45.749	33.149	32.540	40.060	268.7	23:54.531											
14	1	1:47.470	33.283	33.378	40.809	265.4	25:42.001											
15	1	2:03.600 B	33.261	33.092	57.247	266.7	27:45.601											
16	3	8:36.637	7:26.182	31.971	38.484		36:22.238											
17	3	1:41.529	31.860	31.421	38.248	266.0	38:03.767											
18	3	1:42.038	32.219	31.458	38.361	266.7	39:45.805											
19	3	1:41.887	31.887	31.691	38.309	267.3	41:27.692											
20	3	1:42.520	31.987	32.064	38.469	268.0	43:10.212											
21	3	1:44.871	32.591	32.134	40.146	270.7	44:55.083											
22	3	1:43.245	32.074	32.396	38.775	268.7	46:38.328											
23	3	1:42.248	31.899	31.575	38.774	268.7	48:20.576											
24	3	1:42.943	31.880	31.496	39.567	268.0	50:03.519											
25	3	1:48.607B	32.023	31.445	45.139	267.3	51:52.126											
26	2	7:31.242	6:20.516	31.930	38.796		59:23.368											
27	2	1:40.894	31.659	31.397	37.838	266.7	1:01:04.262											
28	2	1:40.721	31.472	31.211	38.038	268.0	1:02:44.983											
29	2	1:44.894	31.625	31.394	41.875	268.0	1:04:29.877											
30	2	1:50.345B	31.750	34.707	43.888	268.7	1:06:20.222											
31	1	3:51.736	2:38.844	32.870	40.022		1:10:11.958											
32	1	1:45.571	33.113	32.500	39.958	268.0	1:11:57.529											
33	1	1:44.539	32.627	32.204	39.708	266.0	1:13:42.068											
34	1	1:44.147	32.617	32.132	39.398	266.0	1:15:26.215											
35	1	1:44.705	32.519	32.409	39.777	264.7	1:17:10.920											
36	1	1:44.442	32.485	32.108	39.849	265.4	1:18:55.362											
37	1	1:45.995	33.039	32.465	40.491	266.0	1:20:41.357											
38	1	1:45.489	33.471	32.316	39.702	266.0	1:22:26.846											
39	1	1:44.255	32.649	32.116	39.490	267.3	1:24:11.101											
40	1	1:44.403	32.434	32.569	39.400	267.3	1:25:55.504											
41	1	1:44.617	32.566	32.538	39.513	266.7	1:27:40.121											
42	1	2:55.366 B	33.411	1:00.710	1:21.245	252.9	1:30:35.487											

