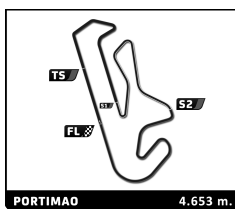


**Porsche Carrera Cup France
4 Hours of Portimao
Private Test**

Sector Analysis

— Invalidated Lap ■ Personal Best ■ Session Best B Crossing the pit lane

Lap	Time	Sector 1	Sector 2	Sector 3	Kph	Elapsed	Lap	Time	Sector 1	Sector 2	Sector 3	Kph	Elapsed	
1	Jean-Baptiste SIMMENAUER						FRA BWT Lechner Racing	55	1:46.328	33.328	32.638	40.362	157.5	2:47:32.026
	56	1:46.288	33.228	32.585	40.475	157.6		2:49:18.314						
	57	1:55.431 B	33.760	32.868	48.803	145.1		2:51:13.745						
	1	3:00.981	1:37.433	39.603	43.945	87.2		3:00.981						
	2	1:52.715	37.122	34.261	41.332	148.6		4:53.696						
	3	1:51.041	35.324	34.213	41.504	150.9		6:44.737						
	4	1:49.578	34.786	33.930	40.862	152.9		8:34.315						
	5	1:49.527	34.447	33.596	41.484	152.9		10:23.842						
	6	1:48.835	34.393	33.522	40.920	153.9		12:12.677						
	7	1:49.423	34.510	33.477	41.436	153.1		14:02.100						
	8	1:49.083	34.381	33.604	41.098	153.6		15:51.183						
	9	1:59.306 B	34.789	34.189	50.328	140.4		17:50.489						
	10	5:02.449	3:47.455	33.823	41.171	55.4		22:52.938						
	11	1:47.978	34.104	33.122	40.752	155.1		24:40.916						
	12	1:47.768	33.811	33.444	40.513	155.4		26:28.684						
	13	1:49.848	34.442	33.633	41.773	152.5		28:18.532						
	14	2:20.495 B	42.432	40.807	57.256	119.2		30:39.027						
	15	4:55.324	3:40.254	33.743	41.327	56.7		35:34.351						
	16	1:47.700	33.775	33.382	40.543	155.5		37:22.051						
	17	1:47.239	33.932	33.126	40.181	156.2		39:09.290						
	18	1:53.816 B	33.621	33.008	47.187	147.2		41:03.106						
	19	5:03.925	3:44.985	36.510	42.430	55.1		46:07.031						
	20	1:51.298	36.262	34.311	40.725	150.5		47:58.329						
	21	1:46.933	33.870	32.853	40.210	156.6		49:45.262						
	22	1:46.585	33.726	32.686	40.173	157.2		51:31.847						
	23	1:46.408	33.531	32.791	40.086	157.4		53:18.255						
	24	1:46.794	33.504	32.720	40.570	156.9		55:05.049						
	25	1:55.887 B	33.767	33.296	48.824	144.5		57:00.936						
	26	15:46.037 B	...	33.660	49.040	17.7		1:12:46.973						
	27	5:31.239	4:16.170	33.868	41.201	50.6		1:18:18.212						
	28	1:48.236	34.407	33.465	40.364	154.8		1:20:06.448						
	29	1:46.814	33.668	32.730	40.416	156.8		1:21:53.262						
	30	1:47.167	33.605	33.029	40.533	156.3		1:23:40.429						
	31	1:54.979 B	33.882	33.058	48.039	145.7		1:25:35.408						
	32	5:30.558	4:13.965	34.399	42.194	50.7		1:31:05.966						
	33	1:47.066	33.907	32.851	40.308	156.5		1:32:53.032						
	34	1:48.645	33.684	34.034	40.927	154.2		1:34:41.677						
	35	1:47.571	33.728	33.232	40.611	155.7		1:36:29.248						
	36	1:55.348 B	33.494	33.666	48.188	145.2		1:38:24.596						
	37	9:26.565	8:08.498	37.160	40.907	29.6		1:47:51.161						
	38	1:47.589	33.656	33.207	40.726	155.7		1:49:38.750						
	39	1:48.970	33.363	33.322	42.285	153.7		1:51:27.720						
	40	2:06.523 B	34.595	36.435	55.493	132.4		1:53:34.243						
	41	7:46.558	6:32.161	33.141	41.256	35.9		2:01:20.801						
	42	1:49.769	33.617	32.674	43.478	152.6		2:03:10.570						
	43	1:47.774	33.743	33.140	40.891	155.4		2:04:58.344						
	44	1:57.342 B	33.660	32.859	50.823	142.8		2:06:55.686						
	45	14:42.531 B	...	33.765	49.199	19.0		2:21:38.217						
	46	7:06.035	5:45.119	33.740	47.176	39.3		2:28:44.252						
	47	1:47.981	34.252	33.022	40.707	155.1		2:30:32.233						
	48	1:47.582	33.864	33.051	40.667	155.7		2:32:19.815						
	49	1:47.532	33.583	32.756	41.193	155.8		2:34:07.347						
	50	1:47.721	33.790	32.878	41.053	155.5		2:35:55.068						
51	1:54.390 B	33.896	32.917	47.577	146.4	2:37:49.458								
52	4:19.772	2:59.141	36.322	44.309	64.5	2:42:09.230								
53	1:49.823	34.892	33.769	41.162	152.5	2:43:59.053								
54	1:46.645	33.533	32.588	40.524	157.1	2:45:45.698								
3	Milan PETELET						FRA MRT by CLRT	55	1:46.328	33.328	32.638	40.362	157.5	2:47:32.026
	56	1:46.288	33.228	32.585	40.475	157.6		2:49:18.314						
	57	1:55.431 B	33.760	32.868	48.803	145.1		2:51:13.745						
	1	2:34.503	1:11.543	39.159	43.801	102.2		2:34.503						
	2	1:56.265	37.380	36.046	42.839	144.1		4:30.768						
	3	1:50.202	34.607	34.420	41.175	152.0		6:20.970						
	4	1:49.181	34.410	33.798	40.973	153.4		8:10.151						
	5	1:50.510	34.276	33.312	42.922	151.6		10:00.661						
	6	1:49.809	34.404	33.581	41.824	152.5		11:50.470						
	7	1:48.788	34.367	33.571	40.850	154.0		13:39.258						
	8	1:48.854	34.239	33.543	41.072	153.9		15:28.112						
	9	1:59.420 B	34.316	33.274	51.830	140.3		17:27.532						
	10	5:14.503	3:59.990	33.935	40.578	53.3		22:42.035						
	11	1:48.219	33.936	33.318	40.965	154.8		24:30.254						
	12	1:48.180	33.917	33.372	40.891	154.8		26:18.434						
	13	1:47.566	33.611	33.102	40.853	155.7		28:06.000						
	14	2:14.881 B	41.149	39.061	54.671	124.2		30:20.881						
	15	7:16.202	6:00.575	34.365	41.262	38.4		37:37.083						
	16	1:48.438	34.042	33.393	41.003	154.5		39:25.521						
	17	1:47.831	33.911	33.162	40.758	155.3		41:13.352						
	18	1:47.390	33.702	33.005	40.683	156.0		43:00.742						
	19	1:47.098	33.616	32.989	40.493	156.4		44:47.840						
	20	1:53.600	34.387	33.713	45.500	147.5		46:41.440						
	21	1:47.475	33.789	33.028	40.658	155.9		48:28.915						
	22	1:47.739	33.425	33.155	41.159	155.5		50:16.654						
	23	1:56.644 B	34.289	33.300	49.055	143.6		52:13.298						
	24	13:16.886	...	34.056	40.018	21.0		1:05:30.184						
	25	1:46.928	33.957	33.222	39.749	156.7		1:07:17.112						
	26	1:45.400	33.251	32.456	39.693	158.9		1:09:02.512						
	27	1:45.253	32.960	32.505	39.788	159.1		1:10:47.765						
	28	1:46.293	33.636	32.770	39.887	157.6		1:12:34.058						
	29	1:54.006 B	33.453	32.722	47.831	146.9		1:14:28.064						
	30	16:01.978	...	33.889	40.600	17.4		1:30:30.042						
	31	1:49.668	33.677	34.776	41.215	152.7		1:32:19.710						
	32	1:46.775	33.551	32.944	40.280	156.9		1:34:06.485						
	33	2:00.856 B	33.715	34.350	52.791	138.6		1:36:07.341						
	34	6:17.552	4:59.912	36.623	41.017	44.4		1:42:24.893						
	35	1:46.637	33.610	32.773	40.254	157.1		1:44:11.530						
	36	1:48.694	33.301	34.598	40.795	154.1		1:46:00.224						
	37	1:46.534	33.380	32.958	40.196	157.2		1:47:46.758						
	38	1:52.925	36.319	33.627	42.979	148.3		1:49:39.683						
	39	2:05.959 B	33.598	37.738	54.623	133.0		1:51:45.642						
	40	11:52.279	...	34.362	40.945	23.5		2:03:37.921						
	41	1:49.013	34.208	33.544	41.261	153.7		2:05:26.934						
	42	1:48.850	35.015	33.029	40.806	153.9		2:07:15.784						
	43	1:55.683 B	33.903	32.897	48.883	144.8		2:09:11.467						
	44	4:59.565	3:44.950	33.823	40.792	55.9		2:14:11.032						
	45	1:47.835	33.878	32.936	41.021	155.3		2:15:58.867						
	46	1:50.197	33.880	35.576	40.741	152.0		2:17:49.064						
	47	1:47.883	33.685	32.971	41.227	155.3		2:19:36.947						
	48	1:56.318 B	33.574	32.915	49.829	144.0		2:21:33.265						
	49	14:55.959	...	34.121	40.988	18.7		2:36:29.224						
	50	1:48.541	34.191	33.386	40.964	154.3		2:38:17.765						
51	1:48.198	33.651	32.897	41.650	154.8	2:40:05.963								



Porsche Carrera Cup France 4 Hours of Portimao Private Test

Sector Analysis

Invalidated Lap Personal Best Session Best Crossing the pit lane

Lap	Time	Sector 1	Sector 2	Sector 3	Kph	Elapsed	Lap	Time	Sector 1	Sector 2	Sector 3	Kph	Elapsed
-----	------	----------	----------	----------	-----	---------	-----	------	----------	----------	----------	-----	---------

52	1:47.605	33.691	33.154	40.760	155.7	2:41:53.568
53	1:47.600	33.790	32.835	40.975	155.7	2:43:41.168
54	1:47.457	33.704	32.991	40.762	155.9	2:45:28.625
55	1:56.750 B	33.632	34.416	48.702	143.5	2:47:25.375
56	4:04.127	2:48.984	33.542	41.601	68.6	2:51:29.502
57	1:47.800	33.921	33.079	40.800	155.4	2:53:17.302
58	1:47.399	33.614	32.946	40.839	156.0	2:55:04.701
59	1:48.298	33.523	33.790	40.985	154.7	2:56:52.999
60	1:48.068	33.563	32.720	41.785	155.0	2:58:41.067
61	1:47.196	33.577	32.819	40.800	156.3	3:00:28.263

1	2:29.644 B	1:03.722	36.551	49.371	105.5	2:29.644
2	5:09.014	3:53.995	34.096	40.923	54.2	7:38.658
3	1:47.335	33.793	33.529	40.013	156.1	9:25.993
4	1:46.127	33.510	32.662	39.955	157.8	11:12.120
5	1:45.802	33.236	32.369	40.197	158.3	12:57.922
6	1:46.034	33.052	32.797	40.185	158.0	14:43.956
7	1:54.846 B	34.061	33.171	47.614	145.9	16:38.802
8	6:19.579	5:06.801	32.896	39.882	44.1	22:58.381
9	1:45.889	33.341	32.590	39.958	158.2	24:44.270
10	1:45.403	33.038	32.597	39.768	158.9	26:29.673

7 Jérôme BOULLERY FRA
YDEO by Racing Technology

1	11:06.163 B	9:32.093	39.925	54.145	23.7	11:06.163
2	4:06.236	2:47.354	36.524	42.358	68.0	15:12.399
3	1:52.808	35.526	35.755	41.527	148.5	17:05.207
4	1:50.236	34.928	34.175	41.133	152.0	18:55.443
5	1:49.473	34.577	33.860	41.036	153.0	20:44.916
6	1:48.933	34.233	33.679	41.021	153.8	22:33.849
7	1:48.783	34.239	33.518	41.026	154.0	24:22.632
8	1:49.307	34.087	33.244	41.976	153.2	26:11.939
9	1:48.317	34.117	33.278	40.922	154.6	28:00.256
10	2:17.250 B	40.760	40.289	56.201	122.0	30:17.506
11	5:53.369	4:38.523	33.932	40.914	47.4	36:10.875
12	1:47.991	33.852	33.354	40.785	155.1	37:58.866
13	1:47.503	33.584	33.205	40.714	155.8	39:46.369
14	1:50.016	34.475	35.088	40.453	152.3	41:36.385
15	1:48.564	34.000	33.877	40.687	154.3	43:24.949
16	1:47.550	34.013	32.902	40.635	155.7	45:12.499
17	1:48.330	33.895	33.213	41.222	154.6	47:00.829
18	1:47.813	33.795	33.257	40.761	155.4	48:48.642
19	1:56.434 B	33.827	33.319	49.288	143.9	50:45.076
20	25:38.910	...	43.660	49.018	10.9	1:16:23.986
21	2:00.641	41.529	36.050	43.062	138.8	1:18:24.627
22	1:48.414	34.506	33.626	40.282	154.5	1:20:13.041
23	1:46.777	33.835	33.028	39.914	156.9	1:21:59.818
24	1:47.004	33.501	33.189	40.314	156.5	1:23:46.822
25	1:47.458	33.875	33.185	40.398	155.9	1:25:34.280
26	1:58.858 B	33.935	33.914	51.009	140.9	1:27:33.138
27	8:25.109	7:10.337	33.779	40.993	33.2	1:35:58.247
28	2:09.483	33.919	54.219	41.345	129.4	1:38:07.730
29	1:48.085	34.252	33.382	40.451	155.0	1:39:55.815
30	1:57.098 B	33.574	33.749	49.775	143.0	1:41:52.913
31	5:35.034	4:20.654	33.422	40.958	50.0	1:47:27.947
32	1:59.842	45.044	33.451	41.347	139.8	1:49:27.789
33	1:47.060	33.755	32.872	40.433	156.5	1:51:14.849
34	2:09.880 B	36.474	39.419	53.987	129.0	1:53:24.729
35	45:31.304	...	39.408	45.661	6.1	2:38:56.033
36	2:01.343	39.315	37.101	44.927	138.0	2:40:57.376
37	1:48.535	34.600	33.073	40.862	154.3	2:42:45.911
38	1:47.284	33.782	32.871	40.631	156.1	2:44:33.195
39	1:47.559	33.993	33.067	40.499	155.7	2:46:20.754
40	1:47.168	33.546	32.890	40.732	156.3	2:48:07.922
41	1:55.008 B	34.541	33.035	47.432	145.6	2:50:02.930

11	1:56.332 B	33.145	33.077	50.110	144.0	28:26.005
12	7:20.026	6:04.569	35.189	40.268	38.1	35:46.031
13	1:49.261	33.762	32.956	42.543	153.3	37:35.292
14	1:45.279	33.017	32.419	39.843	159.1	39:20.571
15	1:52.798 B	33.024	32.792	46.982	148.5	41:13.369
16	49:05.625	...	33.634	40.076	5.7	1:30:18.994
17	1:45.987	33.519	32.877	39.591	158.0	1:32:04.981
18	1:46.140	32.912	32.852	40.376	157.8	1:33:51.121
19	1:54.023	32.908	35.532	45.583	146.9	1:35:45.144
20	1:45.247	32.998	32.503	39.746	159.2	1:37:30.391
21	1:53.213 B	32.971	32.548	47.694	148.0	1:39:23.604
22	7:41.926	6:28.138	33.659	40.129	36.3	1:47:05.530
23	1:45.507	33.006	32.611	39.890	158.8	1:48:51.037
24	1:45.689	33.095	32.621	39.973	158.5	1:50:36.726
25	1:59.780 B	32.977	34.531	52.272	139.8	1:52:36.506
26	7:21.271	6:07.886	32.963	40.422	38.0	1:59:57.777
27	1:45.921	33.018	32.715	40.188	158.1	2:01:43.698
28	1:57.444 B	36.048	32.887	48.509	142.6	2:03:41.142
29	8:47.779	7:34.880	32.621	40.278	31.7	2:12:28.921
30	1:47.103	33.944	32.605	40.554	156.4	2:14:16.024
31	1:45.981	32.963	32.703	40.315	158.1	2:16:02.005
32	1:52.858 B	33.079	32.592	47.187	148.4	2:17:54.863
33	8:41.681	7:24.301	36.017	41.363	32.1	2:26:36.544
34	1:55.674	38.999	33.666	43.009	144.8	2:28:32.218
35	1:45.267	32.962	32.247	40.058	159.1	2:30:17.485
36	1:45.333	32.875	32.282	40.176	159.0	2:32:02.818
37	1:44.660	32.680	32.156	39.824	160.0	2:33:47.478
38	1:55.054 B	33.715	33.980	47.359	145.6	2:35:42.532
39	5:39.129	4:26.383	32.682	40.064	49.4	2:41:21.661
40	1:45.486	32.931	32.261	40.294	158.8	2:43:07.147
41	1:45.230	32.839	32.336	40.055	159.2	2:44:52.377
42	1:46.027	33.005	32.387	40.635	158.0	2:46:38.404
43	1:45.448	32.991	32.421	40.036	158.9	2:48:23.852
44	1:45.482	32.875	32.433	40.174	158.8	2:50:09.334
45	1:45.497	32.876	32.376	40.245	158.8	2:51:54.831
46	1:45.471	32.883	32.360	40.228	158.8	2:53:40.302
47	1:45.349	32.913	32.269	40.167	159.0	2:55:25.651
48	1:45.811	33.024	32.470	40.317	158.3	2:57:11.462
49	2:02.611 B	36.555	38.139	47.917	136.6	2:59:14.073

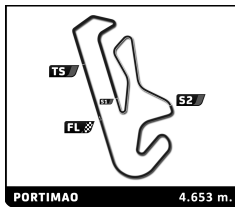
12 Gianmarco QUARESMINI ITA
Ombra Racing

1	5:31.694	4:15.609	34.821	41.264	47.6	5:31.694
2	1:49.691	34.494	34.528	40.669	152.7	7:21.385
3	1:47.698	33.838	33.487	40.373	155.5	9:09.083
4	1:47.984	33.517	32.976	41.491	155.1	10:57.067
5	1:46.753	33.384	32.842	40.527	156.9	12:43.820

11 Florian LATORRE FRA
CLRT

PORSCHE

CARRERA CUP
FRANCE



Porsche Carrera Cup France
4 Hours of Portimao
Private Test

Sector Analysis

— Invalidated Lap ■ Personal Best ■ Session Best B Crossing the pit lane

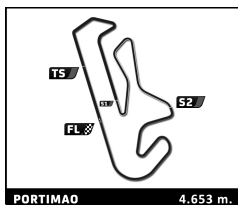
Lap	Time	Sector 1	Sector 2	Sector 3	Kph	Elapsed	Lap	Time	Sector 1	Sector 2	Sector 3	Kph	Elapsed
6	1:47.027	33.531	32.959	40.537	156.5	14:30.847	9	1:47.497	33.455	33.550	40.492	155.8	25:22.057
7	1:46.930	33.427	32.902	40.601	156.7	16:17.777	10	1:46.266	33.224	32.708	40.334	157.6	27:08.323
8	1:58.027B	33.550	33.293	51.184	141.9	18:15.804	11	1:58.167B	33.029	32.814	52.324	141.8	29:06.490
9	4:24.595	3:10.894	33.238	40.463	63.3	22:40.399	12	6:47.008	5:31.573	34.077	41.358	41.2	35:53.498
10	1:46.963	33.577	32.939	40.447	156.6	24:27.362	13	1:47.133	33.771	32.959	40.403	156.4	37:40.631
11	1:47.409	33.574	32.894	40.941	156.0	26:14.771	14	1:46.206	33.103	32.839	40.264	157.7	39:26.837
12	1:46.610	33.549	32.570	40.491	157.1	28:01.381	15	1:55.215B	33.556	33.556	48.103	145.4	41:22.052
13	2:16.961B	42.980	39.281	54.700	122.3	30:18.342	16	49:31.706	...	34.447	41.383	5.6	1:30:53.758
14	7:33.340	6:07.600	39.799	45.941	36.9	37:51.682	17	1:49.001	35.842	33.041	40.118	153.7	1:32:42.759
15	1:53.630	36.181	36.932	40.517	147.4	39:45.312	18	1:59.297B	33.322	33.538	52.437	140.4	1:34:42.056
16	1:46.687	33.928	32.998	39.761	157.0	41:31.999	19	2:28.389	1:10.543	37.357	40.489	112.9	1:37:10.445
17	2:34.909	1:20.154	33.962	40.793	108.1	44:06.908	20	1:46.730	33.416	32.962	40.352	156.9	1:38:57.175
18	1:46.647	33.226	32.794	40.627	157.1	45:53.555	21	1:46.453	33.294	32.762	40.397	157.4	1:40:43.628
19	1:46.050	33.206	32.873	39.971	158.0	47:39.605	22	1:46.191	33.201	32.705	40.285	157.7	1:42:29.819
20	1:49.166	35.551	33.363	40.252	153.4	49:28.771	23	1:46.883	33.624	32.945	40.314	156.7	1:44:16.702
21	1:47.661	33.313	33.655	40.693	155.6	51:16.432	24	1:46.230	33.253	32.742	40.235	157.7	1:46:02.932
22	1:46.550	33.213	32.833	40.504	157.2	53:02.982	25	1:46.278	33.248	32.698	40.332	157.6	1:47:49.210
23	1:56.594B	34.363	33.393	48.838	143.7	54:59.576	26	1:47.692	33.332	32.633	41.727	155.5	1:49:36.902
24	43:22.713	...	34.989	40.393	6.4	1:38:22.289	27	1:46.547	33.489	32.736	40.322	157.2	1:51:23.449
25	1:46.549	33.433	32.856	40.260	157.2	1:40:08.838	28	2:04.905B	33.809	36.178	54.918	134.1	1:53:28.354
26	1:46.740	33.267	33.030	40.443	156.9	1:41:55.578	29	5:40.251	4:26.102	33.496	40.653	49.2	1:59:08.605
27	1:47.794	33.217	32.901	41.676	155.4	1:43:43.372	30	1:46.641	33.436	32.832	40.373	157.1	2:00:55.246
28	1:48.211	33.499	33.050	41.662	154.8	1:45:31.583	31	1:46.137	33.136	32.529	40.472	157.8	2:02:41.383
29	1:48.960	33.490	33.233	42.237	153.7	1:47:20.543	32	1:46.659	33.382	32.808	40.469	157.1	2:04:28.042
30	1:48.041	34.187	33.373	40.481	155.0	1:49:08.584	33	1:46.190	33.019	32.792	40.379	157.7	2:06:14.232
31	1:47.919	33.403	34.121	40.395	155.2	1:50:56.503	34	1:56.822B	34.023	32.882	49.917	143.4	2:08:11.054
32	2:00.548B	33.296	33.576	53.676	139.0	1:52:57.051	35	31:12.314	...	38.149	46.888	8.9	2:39:23.368
33	5:44.812	4:30.575	33.613	40.624	48.6	1:58:41.863	36	2:00.448	41.906	37.003	41.539	139.1	2:41:23.816
34	1:48.508	33.575	32.752	42.181	154.4	2:00:30.371	37	1:52.688	36.728	35.312	40.648	148.6	2:43:16.504
35	1:47.438	33.700	33.063	40.675	155.9	2:02:17.809	38	1:45.894	33.218	32.333	40.343	158.2	2:45:02.398
36	1:46.975	33.463	33.070	40.442	156.6	2:04:04.784	39	1:45.761	33.104	32.438	40.219	158.4	2:46:48.159
37	1:47.176	33.597	32.863	40.716	156.3	2:05:51.960	40	1:53.765B	33.071	32.425	48.269	147.2	2:48:41.924
38	1:57.927B	33.714	34.879	49.334	142.0	2:07:49.887	41	3:56.987	2:43.196	32.887	40.904	70.7	2:52:38.911
39	7:14.322	5:50.827	36.514	46.981	38.6	2:15:04.209	42	1:46.281	33.306	32.596	40.379	157.6	2:54:25.192
40	1:54.615	37.795	35.956	40.864	146.1	2:16:58.824	43	1:46.385	33.107	32.692	40.586	157.5	2:56:11.577
41	1:45.875	33.107	32.843	39.925	158.2	2:18:44.699	44	1:46.656	33.560	32.668	40.428	157.1	2:57:58.233
42	1:46.285	33.113	32.846	40.326	157.6	2:20:30.984	45	1:54.530B	33.190	32.565	48.775	146.3	2:59:52.763
43	1:47.289	33.358	32.521	41.410	156.1	2:22:18.273							
44	1:46.974	33.359	32.537	41.078	156.6	2:24:05.247							
45	2:02.884B	34.121	36.812	51.951	136.3	2:26:08.131							
46	4:06.947	2:52.344	33.130	41.473	67.8	2:30:15.078							
47	1:48.247	33.487	32.569	42.191	154.7	2:32:03.325							
48	2:53.936	1:35.558	37.606	40.772	96.3	2:34:57.261							
49	1:46.691	33.445	32.648	40.598	157.0	2:36:43.952							
50	1:47.979	33.832	32.755	41.392	155.1	2:38:31.931							
51	1:57.179B	35.516	33.371	48.292	143.0	2:40:29.110							

Lap	Time	Sector 1	Sector 2	Sector 3	Kph	Elapsed
1	2:52.806B	1:22.214	36.749	53.843	91.3	2:52.806
2	3:21.653	2:07.760	33.305	40.588	83.1	6:14.459
3	1:47.905	33.848	33.126	40.931	155.2	8:02.364
4	1:46.842	33.459	32.725	40.658	156.8	9:49.206
5	1:49.343	34.332	34.189	40.822	153.2	11:38.549
6	1:46.645	33.350	32.827	40.468	157.1	13:25.194
7	1:58.795B	34.493	33.947	50.355	141.0	15:23.989
8	8:10.571	6:56.606	33.354	40.611	34.1	23:34.560

Lap	Time	Sector 1	Sector 2	Sector 3	Kph	Elapsed
1	2:59.837	1:36.003	39.591	44.243	87.8	2:59.837
2	2:03.065B	36.983	33.949	52.133	136.1	5:02.902
3	2:27.478	1:12.421	34.030	41.027	113.6	7:30.380
4	1:45.978	33.253	32.737	39.988	158.1	9:16.358
5	1:55.395B	33.020	32.677	49.698	145.2	11:11.753
6	4:57.918	3:36.625	37.572	43.721	56.2	16:09.671
7	2:02.300B	38.283	33.744	50.273	137.0	18:11.971
8	2:28.121	1:14.336	33.758	40.027	113.1	20:40.092
9	1:45.707	32.940	32.850	39.917	158.5	22:25.799
10	1:48.939	32.939	33.194	42.806	153.8	24:14.738
11	1:45.679	33.081	32.550	40.048	158.5	26:00.417
12	1:58.604B	36.501	33.324	48.779	141.2	27:59.021
13	8:54.832	7:34.807	37.816	42.209	31.3	36:53.853
14	1:51.766	38.597	33.383	39.786	149.9	38:45.619
15	1:44.462	32.789	32.398	39.275	160.4	40:30.081
16	1:56.160	35.922	39.108	41.130	144.2	42:26.241
17	1:44.690	32.750	32.424	39.516	160.0	44:10.931

PORSCHE

CARRERA CUP FRANCE



Porsche Carrera Cup France 4 Hours of Portimao Private Test

Sector Analysis

— Invalidated Lap ■ Personal Best ■ Session Best B Crossing the pit lane

Lap	Time	Sector 1	Sector 2	Sector 3	Kph	Elapsed	Lap	Time	Sector 1	Sector 2	Sector 3	Kph	Elapsed
18	2:02.082 B	34.686	35.147	52.249	137.2	46:13.013	26	1:46.901	33.099	33.149	40.653	156.7	1:48:11.323
19	37:43.257	...	36.128	40.951	7.4	1:23:56.270	27	1:46.524	33.383	32.780	40.361	157.2	1:49:57.847
20	1:52.584	35.219	33.057	44.308	148.8	1:25:48.854	28	1:46.243	33.300	32.726	40.217	157.7	1:51:44.090
21	1:45.195	33.163	32.498	39.534	159.2	1:27:34.049	29	2:21.476 B	41.523	42.947	57.006	118.4	1:54:05.566
22	1:44.735	32.847	32.434	39.454	159.9	1:29:18.784	30	28:59.688	...	34.983	41.653	9.6	2:23:05.254
23	1:55.059 B	33.132	33.133	48.794	145.6	1:31:13.843	31	1:46.922	33.609	32.729	40.584	156.7	2:24:52.176
24	7:30.811	6:17.603	33.530	39.678	37.2	1:38:44.654	32	1:46.397	33.366	32.681	40.350	157.4	2:26:38.573
25	1:45.518	32.977	32.811	39.730	158.7	1:40:30.172	33	1:46.714	33.574	32.772	40.368	157.0	2:28:25.287
26	1:58.620 B	35.079	32.890	50.651	141.2	1:42:28.792	34	1:55.521 B	33.534	32.578	49.409	145.0	2:30:20.808
27	6:08.430	4:52.487	35.659	40.284	45.5	1:48:37.222	35	6:06.201	4:45.652	36.852	43.697	45.7	2:36:27.009
28	1:45.668	33.180	32.489	39.999	158.5	1:50:22.890	36	1:48.528	35.011	33.397	40.120	154.3	2:38:15.537
29	2:01.765 B	34.469	33.814	53.482	137.6	1:52:24.655	37	1:48.751	32.999	32.300	43.452	154.0	2:40:04.288
30	9:32.065	8:13.153	37.383	41.529	29.3	2:01:56.720	38	1:45.310	32.925	32.420	39.965	159.1	2:41:49.598
31	1:50.011	36.944	33.070	39.997	152.3	2:03:46.731	39	1:57.947 B	32.942	32.315	52.690	142.0	2:43:47.545
32	1:51.497	36.167	34.786	40.544	150.2	2:05:38.228	40	4:07.262	2:50.705	35.555	41.002	67.7	2:47:54.807
33	1:45.307	33.034	32.528	39.745	159.1	2:07:23.535	41	1:45.554	32.952	32.407	40.195	158.7	2:49:40.361
34	1:45.527	33.105	32.532	39.890	158.7	2:09:09.062	42	1:45.853	33.115	32.270	40.468	158.2	2:51:26.214
35	1:55.074 B	33.174	32.576	49.324	145.6	2:11:04.136	43	1:45.854	33.219	32.459	40.176	158.2	2:53:12.068
36	25:23.408 B	...	43.166	54.798	11.0	2:36:27.544	44	1:59.560 B	33.157	32.415	53.988	140.1	2:55:11.628
37	3:43.674	2:30.358	33.079	40.237	74.9	2:40:11.218							
38	1:46.544	33.409	32.809	40.326	157.2	2:41:57.762							
39	1:46.743	33.609	32.845	40.289	156.9	2:43:44.505							
40	1:46.606	33.289	32.913	40.404	157.1	2:45:31.111							
41	1:58.348 B	33.589	33.101	51.658	141.5	2:47:29.459							
42	3:46.336	2:30.389	35.395	40.552	74.0	2:51:15.795							
43	1:51.012	33.435	36.322	41.255	150.9	2:53:06.807							
44	1:45.727	33.220	32.462	40.045	158.4	2:54:52.534							
45	2:00.048 B	33.363	36.598	50.087	139.5	2:56:52.582							
46	3:31.216 B	2:02.534	36.421	52.261	79.3	3:00:23.798							

22 Alessandro GHIRETTI

FRA

Marinet by Alméras

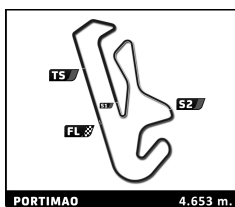
1	2:35.856	1:16.870	36.254	42.732	101.3	2:35.856
2	1:49.323	34.944	33.535	40.844	153.2	4:25.179
3	1:46.340	33.442	32.650	40.248	157.5	6:11.519
4	1:45.978	33.268	32.641	40.069	158.1	7:57.497
5	1:59.110 B	33.418	33.039	52.653	140.6	9:56.607
6	6:14.911	4:55.005	36.352	43.554	44.7	16:11.518
7	1:46.950	33.501	32.935	40.514	156.6	17:58.468
8	1:45.988	33.222	32.546	40.220	158.0	19:44.456
9	2:01.136 B	33.255	36.230	51.651	138.3	21:45.592
10	4:17.683	2:58.714	38.258	40.711	65.0	26:03.275
11	1:45.738	33.138	32.589	40.011	158.4	27:49.013
12	2:14.895 B	33.632	43.781	57.482	124.2	30:03.908
13	50:19.634	...	41.184	44.799	5.5	1:20:23.542
14	1:51.109	35.896	34.592	40.621	150.8	1:22:14.651
15	1:46.581	33.372	33.013	40.196	157.2	1:24:01.232
16	1:45.251	32.966	32.509	39.776	159.2	1:25:46.483
17	1:45.611	33.043	32.687	39.881	158.6	1:27:32.094
18	1:45.462	33.008	32.511	39.943	158.8	1:29:17.556
19	1:46.437	33.178	32.975	40.284	157.4	1:31:03.993
20	1:56.358 B	33.009	33.107	50.242	144.0	1:33:00.351
21	6:17.305	4:56.890	39.947	40.468	44.4	1:39:17.656
22	1:50.016	36.137	33.630	40.249	152.3	1:41:07.672
23	1:45.479	33.032	32.415	40.032	158.8	1:42:53.151
24	1:45.642	32.872	32.585	40.185	158.6	1:44:38.793
25	1:45.629	32.998	32.587	40.044	158.6	1:46:24.422

33 Evan SPENLE

FRA

MRT by CLRT

1	2:25.455	1:05.761	37.767	41.927	108.5	2:25.455
2	1:49.518	34.787	33.674	41.057	153.0	4:14.973
3	1:48.930	34.827	33.296	40.807	153.8	6:03.903
4	1:48.469	34.586	33.249	40.634	154.4	7:52.372
5	1:48.339	33.893	32.924	41.522	154.6	9:40.711
6	1:48.446	33.710	32.737	41.999	154.5	11:29.157
7	1:47.844	33.935	32.978	40.931	155.3	13:17.001
8	1:57.287 B	34.177	33.361	49.749	142.8	15:14.288
9	5:04.380	3:50.295	33.185	40.900	55.0	20:18.668
10	1:48.014	33.751	33.420	40.843	155.1	22:06.682
11	1:47.343	33.759	33.098	40.486	156.0	23:54.025
12	1:46.643	33.297	32.983	40.363	157.1	25:40.668
13	1:46.962	33.582	33.009	40.371	156.6	27:27.630
14	1:57.769 B	33.302	34.457	50.010	142.2	29:25.399
15	6:47.296	5:33.496	33.410	40.390	41.1	36:12.695
16	1:46.674	33.414	33.051	40.209	157.0	37:59.369
17	1:47.391	33.633	33.183	40.575	156.0	39:46.760
18	1:48.464	34.377	33.592	40.495	154.4	41:35.224
19	1:46.773	33.740	32.982	40.051	156.9	43:21.997
20	1:46.458	33.364	32.946	40.148	157.3	45:08.455
21	1:54.859 B	33.445	33.116	48.298	145.8	47:03.314
22	4:46.538	3:27.550	34.492	44.496	58.5	51:49.852
23	1:46.638	33.412	32.932	40.294	157.1	53:36.490
24	1:46.953	33.148	33.784	40.021	156.6	55:23.443
25	1:47.190	33.396	33.802	39.992	156.3	57:10.633
26	1:46.594	33.409	32.795	40.390	157.1	58:57.227
27	1:46.131	33.225	32.778	40.128	157.8	1:00:43.358
28	1:56.670 B	33.464	33.099	50.107	143.6	1:02:40.028
29	10:07.271	8:54.194	33.140	39.937	27.6	1:12:47.299
30	1:46.345	33.842	32.776	39.727	157.5	1:14:33.644
31	1:47.100	33.912	32.654	40.534	156.4	1:16:20.744
32	1:46.645	33.370	33.367	39.908	157.1	1:18:07.389
33	1:46.603	33.819	32.994	39.790	157.1	1:19:53.992
34	1:56.641 B	33.907	33.332	49.402	143.6	1:21:50.633
35	20:21.968	...	33.893	40.564	13.7	1:42:12.601



Porsche Carrera Cup France
4 Hours of Portimao
Private Test

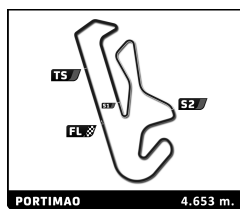
Sector Analysis

___ Invalidated Lap ■ Personal Best ■ Session Best B Crossing the pit lane

Lap	Time	Sector 1	Sector 2	Sector 3	Kph	Elapsed	Lap	Time	Sector 1	Sector 2	Sector 3	Kph	Elapsed
36	1:46.777	33.593	33.018	40.166	156.9	1:43:59.378	23	1:49.414	34.610	33.735	41.069	153.1	1:19:26.139
37	1:47.318	33.391	33.025	40.902	156.1	1:45:46.696	24	1:48.399	34.223	33.474	40.702	154.5	1:21:14.538
38	1:47.290	33.460	32.804	41.026	156.1	1:47:33.986	25	1:48.049	33.973	33.341	40.735	155.0	1:23:02.587
39	1:46.599	33.378	32.938	40.283	157.1	1:49:20.585	26	1:48.231	34.049	33.227	40.955	154.8	1:24:50.818
40	1:47.425	33.618	33.205	40.602	155.9	1:51:08.010	27	1:47.808	33.639	33.660	40.509	155.4	1:26:38.626
41	2:04.113 B	33.613	33.700	56.800	135.0	1:53:12.123	28	1:56.768 B	34.016	33.698	49.054	143.5	1:28:35.394
42	10:06.549	8:51.263	33.465	41.821	27.6	2:03:18.672	29	19:42.989	...	41.300	46.789	14.2	1:48:18.383
43	1:46.797	33.414	33.018	40.365	156.8	2:05:05.469	30	2:01.075	39.024	37.064	44.987	138.4	1:50:19.458
44	1:48.213	33.471	33.409	41.333	154.8	2:06:53.682	31	2:15.228 B	36.878	37.613	1:00.737	123.9	1:52:34.686
45	1:46.391	33.404	32.795	40.192	157.4	2:08:40.073	32	6:46.135	5:20.815	37.187	48.133	41.2	1:59:20.821
46	1:46.930	33.374	33.037	40.519	156.7	2:10:27.003	33	2:03.587	38.270	37.970	47.347	135.5	2:01:24.408
47	1:54.925 B	33.458	33.064	48.403	145.8	2:12:21.928	34	2:15.023 B	39.896	39.984	55.143	124.1	2:03:39.431
48	5:08.419	3:54.709	33.248	40.462	54.3	2:17:30.347	35	13:43.062	...	36.674	44.344	20.4	2:17:22.493
49	1:47.129	33.516	32.915	40.698	156.4	2:19:17.476	36	1:58.444	36.377	37.185	44.882	141.4	2:19:20.937
50	1:47.457	33.737	32.937	40.783	155.9	2:21:04.933	37	1:54.986	35.898	35.969	43.119	145.7	2:21:15.923
51	1:46.815	33.493	32.749	40.573	156.8	2:22:51.748	38	1:54.483	35.870	35.575	43.038	146.3	2:23:10.406
52	1:47.128	33.429	32.815	40.884	156.4	2:24:38.876	39	1:53.095	35.604	34.798	42.693	148.1	2:25:03.501
53	1:54.708 B	33.676	32.917	48.115	146.0	2:26:33.584	40	2:01.162 B	35.206	35.380	50.576	138.3	2:27:04.663
54	5:25.345	4:10.072	34.206	41.067	51.5	2:31:58.929	41	7:24.723	6:06.560	35.618	42.545	37.7	2:34:29.386
55	1:46.347	33.474	32.770	40.103	157.5	2:33:45.276	42	1:51.031	35.345	33.979	41.707	150.9	2:36:20.417
56	1:45.631	33.223	32.509	39.899	158.6	2:35:30.907	43	1:49.667	34.762	33.795	41.110	152.7	2:38:10.084
57	1:45.577	32.952	32.578	40.047	158.7	2:37:16.484	44	1:48.316	34.308	33.310	40.698	154.6	2:39:58.400
58	1:54.615 B	33.392	33.071	48.152	146.1	2:39:11.099	45	1:48.496	33.984	33.570	40.942	154.4	2:41:46.896
59	5:02.694	3:48.486	33.187	41.021	55.3	2:44:13.793	46	1:50.067	34.163	33.379	42.525	152.2	2:43:36.963
60	1:46.182	33.158	32.533	40.491	157.8	2:45:59.975	47	1:48.943	34.108	33.503	41.332	153.8	2:45:29.906
61	1:46.232	33.260	32.605	40.367	157.7	2:47:46.207	48	1:50.144	35.731	33.537	40.876	152.1	2:47:16.050
62	1:46.130	33.255	32.636	40.239	157.8	2:49:32.337	49	2:07.906	34.255	33.439	1:00.212	131.0	2:49:23.956
63	1:46.164	33.234	32.601	40.329	157.8	2:51:18.501	50	1:48.372	34.110	33.391	40.871	154.6	2:51:12.328
64	1:46.063	33.141	32.642	40.280	157.9	2:53:04.564	51	1:48.085	34.051	33.202	40.832	155.0	2:53:00.413
65	1:46.231	33.107	32.519	40.605	157.7	2:54:50.795	52	1:48.361	33.944	33.253	41.164	154.6	2:54:48.774
66	1:46.875	33.111	32.923	40.841	156.7	2:56:37.670	53	1:48.440	33.881	33.607	40.952	154.5	2:56:37.214
67	1:55.074 B	33.212	32.513	49.349	145.6	2:58:32.744	54	1:50.364	35.731	33.157	41.476	151.8	2:58:27.578
							55	1:48.418	33.853	33.544	41.021	154.5	3:00:15.996

35 Benoit FRETIN		FRA					
YDEO Compétition							
Lap	Time	Sector 1	Sector 2	Sector 3	Kph	Elapsed	
1	8:00.286 B	6:00.431	49.759	1:10.096	32.9	8:00.286	
2	3:01.717	1:24.458	43.261	53.998	92.2	11:02.003	
3	2:16.092	44.130	40.899	51.063	123.1	13:18.095	
4	2:20.092	43.220	43.446	53.426	119.6	15:38.187	
5	2:20.496	47.244	42.564	50.688	119.2	17:58.683	
6	2:08.749	40.296	39.724	48.729	130.1	20:07.432	
7	2:06.941	39.331	38.764	48.846	132.0	22:14.373	
8	2:04.633	39.211	38.240	47.182	134.4	24:19.006	
9	2:10.553	39.525	42.564	48.464	128.3	26:29.559	
10	2:15.056 B	38.139	38.991	57.926	124.0	28:44.615	
11	15:30.367	...	40.370	47.196	18.0	44:14.982	
12	2:01.363	38.037	38.214	45.112	138.0	46:16.345	
13	1:58.639	37.050	36.921	44.668	141.2	48:14.984	
14	1:56.232	36.545	36.036	43.651	144.1	50:11.216	
15	1:55.185	35.967	35.853	43.365	145.4	52:06.401	
16	2:01.388	38.744	37.002	45.642	138.0	54:07.789	
17	1:55.650	36.373	35.949	43.328	144.8	56:03.439	
18	1:53.832	35.589	35.419	42.824	147.2	57:57.271	
19	2:08.257 B	35.247	36.950	56.060	130.6	1:00:05.528	
20	13:53.989	...	34.725	41.196	20.1	1:13:59.517	
21	1:48.865	34.355	33.697	40.813	153.9	1:15:48.382	
22	1:48.343	33.697	33.795	40.851	154.6	1:17:36.725	

36 Cooper MURRAY		AUS					
Pierre Martinet by Almérás							
Lap	Time	Sector 1	Sector 2	Sector 3	Kph	Elapsed	
1	2:53.463	1:29.285	41.679	42.499	91.0	2:53.463	
2	1:48.087	34.008	33.761	40.318	155.0	4:41.550	
3	1:47.033	33.750	33.061	40.222	156.5	6:28.583	
4	1:47.643	34.291	32.950	40.402	155.6	8:16.226	
5	1:46.324	33.371	32.766	40.187	157.5	10:02.550	
6	1:57.251 B	33.945	34.241	49.065	142.9	11:59.801	
7	5:03.622	3:48.967	34.104	40.551	55.2	17:03.423	
8	1:46.918	33.564	32.582	40.772	156.7	18:50.341	
9	1:46.007	33.179	32.803	40.025	158.0	20:36.348	
10	1:54.432 B	33.394	33.517	47.521	146.4	22:30.780	
11	4:33.669	3:17.558	34.316	41.795	61.2	27:04.449	
12	1:59.417 B	33.231	32.811	53.375	140.3	29:03.866	
13	7:09.162	5:34.983	45.388	48.791	39.0	36:13.028	
14	1:56.404	40.411	35.830	40.163	143.9	38:09.432	
15	1:45.094	32.895	32.461	39.738	159.4	39:54.526	
16	1:45.032	32.879	32.513	39.640	159.5	41:39.558	
17	1:54.839 B	33.557	33.571	47.711	145.9	43:34.397	
18	38:08.960 B	...	37.858	56.444	7.3	1:21:43.357	
19	2:34.779 B	1:07.368	34.264	53.147	108.2	1:24:18.136	
20	2:15.958	1:03.252	32.798	39.908	123.2	1:26:34.094	
21	1:45.484	33.076	32.529	39.879	158.8	1:28:19.578	



**Porsche Carrera Cup France
4 Hours of Portimao
Private Test**

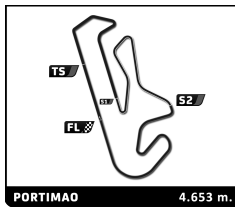
Sector Analysis

Invalidated Lap Personal Best Session Best Crossing the pit lane

Lap	Time	Sector 1	Sector 2	Sector 3	Kph	Elapsed	Lap	Time	Sector 1	Sector 2	Sector 3	Kph	Elapsed
22	1:45.464	33.034	32.699	39.731	158.8	1:30:05.042	27	1:51.442	35.263	34.250	41.929	150.3	1:46:20.735
23	1:45.526	32.989	32.696	39.841	158.7	1:31:50.568	28	1:50.500	34.801	34.038	41.661	151.6	1:48:11.235
24	1:45.465	32.941	32.559	39.965	158.8	1:33:36.033	29	1:49.031	34.306	33.617	41.108	153.6	1:50:00.266
25	1:46.301	33.076	32.697	40.528	157.6	1:35:22.334	30	1:48.330	34.033	33.314	40.983	154.6	1:51:48.596
26	1:46.657	33.161	33.030	40.466	157.1	1:37:08.991	31	2:20.305 B	38.627	42.595	59.083	119.4	1:54:08.901
27	1:46.444	33.388	32.853	40.203	157.4	1:38:55.435	32	5:27.314	4:10.315	34.428	42.571	51.2	1:59:36.215
28	1:46.295	33.234	32.696	40.365	157.6	1:40:41.730	33	1:48.892	34.219	33.455	41.218	153.8	2:01:25.107
29	1:46.086	33.147	32.782	40.157	157.9	1:42:27.816	34	1:50.641	35.125	33.753	41.763	151.4	2:03:15.748
30	1:46.919	33.585	32.600	40.734	156.7	1:44:14.735	35	1:48.654	33.929	33.425	41.300	154.2	2:05:04.402
31	1:46.495	33.293	32.761	40.441	157.3	1:46:01.230	36	1:49.049	34.064	33.546	41.439	153.6	2:06:53.451
32	1:53.546 B	33.368	33.110	47.068	147.5	1:47:54.776	37	2:01.564 B	35.185	33.342	53.037	137.8	2:08:55.015
33	38:14.932	...	38.361	41.863	7.3	2:26:09.708	38	7:36.006	6:12.887	40.495	42.624	36.7	2:16:31.021
34	1:46.508	33.445	32.722	40.341	157.3	2:27:56.216	39	1:49.707	34.676	33.618	41.413	152.7	2:18:20.728
35	1:46.242	33.190	32.721	40.331	157.7	2:29:42.458	40	1:48.186	33.817	33.436	40.933	154.8	2:20:08.914
36	1:46.582	33.377	32.764	40.441	157.2	2:31:29.040	41	1:48.176	33.839	33.362	40.975	154.8	2:21:57.090
37	1:46.216	33.254	32.697	40.265	157.7	2:33:15.256	42	1:48.303	33.907	33.357	41.039	154.7	2:23:45.393
38	2:10.789 B	38.164	38.017	54.608	128.1	2:35:26.045	43	1:49.559	34.035	33.236	42.288	152.9	2:25:34.952
39	4:26.272	2:51.957	47.200	47.115	62.9	2:39:52.317	44	1:59.916 B	35.010	34.089	50.817	139.7	2:27:34.868
40	1:51.600	36.862	34.223	40.515	150.1	2:41:43.917	45	5:43.599	4:25.843	36.129	41.627	48.8	2:33:18.467
41	1:45.509	33.066	32.459	39.984	158.8	2:43:29.426	46	1:59.848	33.896	33.126	52.826	139.8	2:35:18.315
42	1:48.607	33.599	34.190	40.818	154.2	2:45:18.033	47	1:49.097	34.257	33.207	41.633	153.5	2:37:07.412
43	1:45.637	33.000	32.503	40.134	158.6	2:47:03.670	48	1:49.395	34.300	33.591	41.504	153.1	2:38:56.807
44	1:56.629 B	34.202	33.840	48.587	143.6	2:49:00.299	49	1:48.867	34.367	33.423	41.077	153.9	2:40:45.674
45	4:42.374	3:25.400	36.381	40.593	59.3	2:53:42.673	50	1:48.370	33.630	33.205	41.535	154.6	2:42:34.044
46	1:45.785	33.054	32.512	40.219	158.3	2:55:28.458	51	1:49.404	34.053	33.765	41.586	153.1	2:44:23.448
47	1:48.698	34.886	33.193	40.619	154.1	2:57:17.156	52	1:48.931	33.836	33.751	41.344	153.8	2:46:12.379
48	1:46.160	33.147	32.723	40.290	157.8	2:59:03.316	53	1:48.690	33.979	33.360	41.351	154.1	2:48:01.069
49	1:53.879 B	33.099	32.655	48.125	147.1	3:00:57.195	54	1:48.585	33.867	33.498	41.220	154.3	2:49:49.654

44	Frack LEHERPEUR					FRA
	CLRT					
1	2:47.794 B	1:15.129	37.611	55.054	94.1	2:47.794
2	4:43.851	3:20.297	38.073	45.481	59.0	7:31.645
3	1:48.036	34.147	33.132	40.757	155.0	9:19.681
4	1:47.749	33.718	33.251	40.780	155.5	11:07.430
5	2:05.638 B	33.922	33.294	58.422	133.3	13:13.068
6	4:16.311	2:55.550	37.235	43.526	65.4	17:29.379
7	1:54.900	36.631	35.765	42.504	145.8	19:24.279
8	1:53.014	35.380	35.128	42.506	148.2	21:17.293
9	1:52.365	35.503	34.954	41.908	149.1	23:09.658
10	1:50.725	34.813	34.382	41.530	151.3	25:00.383
11	1:50.571	34.771	34.131	41.669	151.5	26:50.954
12	2:01.874 B	34.883	34.251	52.740	137.4	28:52.828
13	7:11.306	5:53.611	35.840	41.855	38.8	36:04.134
14	1:51.026	34.955	34.337	41.734	150.9	37:55.160
15	1:50.089	34.496	34.615	40.978	152.2	39:45.249
16	1:49.882	35.000	33.887	40.995	152.4	41:35.131
17	1:49.734	34.752	33.928	41.054	152.6	43:24.865
18	1:49.820	34.794	33.901	41.125	152.5	45:14.685
19	1:50.061	34.232	34.198	41.631	152.2	47:04.746
20	1:49.514	34.379	33.973	41.162	153.0	48:54.260
21	1:49.225	34.362	33.838	41.025	153.4	50:43.485
22	1:49.241	34.222	34.094	40.925	153.3	52:32.726
23	1:48.953	34.315	33.713	40.925	153.7	54:21.679
24	1:49.580	34.146	33.828	41.606	152.9	56:11.259
25	2:04.588 B	36.907	36.002	51.679	134.4	58:15.847
26	46:13.446	...	36.761	43.056	6.0	1:44:29.293

53	Arthur MATHIEU					FRA
	Spark by Racing Technology					
1	5:56.871	4:20.298	41.814	54.759	44.2	5:56.871
2	2:07.222	44.491	37.511	45.220	131.7	8:04.093
3	1:53.121	35.486	35.259	42.376	148.1	9:57.214
4	1:53.013	35.957	34.967	42.089	148.2	11:50.227
5	1:52.410	35.759	34.424	42.227	149.0	13:42.637
6	1:49.962	34.726	33.935	41.301	152.3	15:32.599
7	2:00.997 B	35.341	34.934	50.722	138.4	17:33.596
8	4:06.830	2:49.351	34.983	42.496	67.9	21:40.426
9	1:50.631	34.818	34.080	41.733	151.4	23:31.057
10	1:49.594	34.420	33.790	41.384	152.8	25:20.651
11	1:49.720	35.192	33.479	41.049	152.7	27:10.371
12	1:48.786	34.075	33.582	41.129	154.0	28:59.157
13	2:10.514 B	38.311	42.216	49.987	128.3	31:09.671
14	5:13.018	3:56.115	34.823	42.080	53.5	36:22.689
15	1:50.388	35.401	33.963	41.024	151.7	38:13.077
16	1:48.187	33.873	33.584	40.730	154.8	40:01.264
17	1:47.975	33.853	33.503	40.619	155.1	41:49.239
18	1:48.004	33.836	33.522	40.646	155.1	43:37.243
19	1:56.255 B	33.734	33.789	48.732	144.1	45:33.498
20	21:55.579	...	42.374	51.589	12.7	1:07:29.077



Porsche Carrera Cup France 4 Hours of Portimao Private Test

Sector Analysis

— Invalidated Lap ■ Personal Best ■ Session Best B Crossing the pit lane

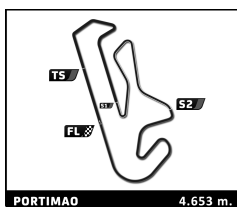
Lap	Time	Sector 1	Sector 2	Sector 3	Kph	Elapsed	Lap	Time	Sector 1	Sector 2	Sector 3	Kph	Elapsed
21	2:12.129	45.961	38.816	47.352	126.8	1:09:41.206	26	1:47.700	33.671	33.222	40.807	155.5	1:37:11.298
22	1:56.479	35.878	34.067	46.534	143.8	1:11:37.685	27	1:51.431	34.118	33.474	43.839	150.3	1:39:02.729
23	1:48.841	34.332	33.774	40.735	153.9	1:13:26.526	28	1:47.622	33.471	33.187	40.964	155.6	1:40:50.351
24	1:55.305 B	34.209	33.777	47.319	145.3	1:15:21.831	29	2:00.159 B	34.169	34.292	51.698	139.4	1:42:50.510
25	5:38.333	4:23.390	34.190	40.753	49.5	1:21:00.164	30	18:24.157	...	34.165	41.663	15.2	2:01:14.667
26	1:48.263	33.786	33.728	40.749	154.7	1:22:48.427	31	2:00.207	33.852	33.076	53.279	139.3	2:03:14.874
27	1:47.516	33.728	33.324	40.464	155.8	1:24:35.943	32	1:48.169	33.972	33.189	41.008	154.9	2:05:03.043
28	1:47.631	33.631	33.415	40.585	155.6	1:26:23.574	33	1:57.170 B	34.284	33.416	49.470	143.0	2:07:00.213
29	1:47.488	34.024	33.207	40.257	155.8	1:28:11.062	34	4:13.400	2:58.395	33.427	41.578	66.1	2:11:13.613
30	1:54.661 B	33.422	33.445	47.794	146.1	1:30:05.723	35	1:48.013	33.699	32.920	41.394	155.1	2:13:01.626
31	5:25.179	4:08.923	34.546	41.710	51.5	1:35:30.902	36	1:47.858	33.808	33.026	41.024	155.3	2:14:49.484
32	1:49.119	33.745	33.210	42.164	153.5	1:37:20.021	37	1:59.007 B	34.041	33.452	51.514	140.8	2:16:48.491
33	1:48.226	33.858	33.532	40.836	154.8	1:39:08.247	38	6:37.002	5:14.215	38.837	43.950	42.2	2:23:25.493
34	1:47.613	33.651	33.210	40.752	155.7	1:40:55.860	39	1:52.053	35.681	34.502	41.870	149.5	2:25:17.546
35	1:48.156	33.620	33.118	41.418	154.9	1:42:44.016	40	1:46.599	33.372	32.705	40.522	157.1	2:27:04.145
36	1:47.764	33.649	33.094	41.021	155.4	1:44:31.780	41	1:46.999	33.436	32.600	40.963	156.6	2:28:51.144
37	1:55.227 B	33.620	33.809	47.798	145.4	1:46:27.007	42	1:57.382 B	33.573	33.453	50.356	142.7	2:30:48.526
38	3:35.583	2:20.606	33.621	41.356	77.7	1:50:02.590							
39	1:49.480	33.689	33.115	42.676	153.0	1:51:52.070							
40	2:18.516 B	37.711	41.333	59.472	120.9	1:54:10.586							
41	45:15.773	...	43.805	54.010	6.2	2:39:26.359							
42	2:08.269	45.306	38.755	44.208	130.6	2:41:34.628							
43	1:57.082	34.460	36.302	46.320	143.1	2:43:31.710							
44	1:46.780	33.510	32.886	40.384	156.9	2:45:18.490							
45	1:48.603	33.419	34.605	40.579	154.2	2:47:07.093							
46	1:46.906	33.631	32.987	40.288	156.7	2:48:53.999							
47	1:47.516	33.518	33.012	40.986	155.8	2:50:41.515							
48	1:47.229	33.734	32.857	40.638	156.2	2:52:28.744							
49	1:56.204 B	33.812	33.168	49.224	144.1	2:54:24.948							

55 Nicolas MISSLIN MCO BWT Lechner Racing

1	3:19.972	1:54.338	39.172	46.462	78.9	3:19.972
2	1:51.157	35.113	34.532	41.512	150.7	5:11.129
3	1:49.787	34.214	34.249	41.324	152.6	7:00.916
4	1:48.906	34.231	33.863	40.812	153.8	8:49.822
5	1:48.674	34.223	33.747	40.704	154.1	10:38.496
6	1:57.700 B	33.950	33.985	49.765	142.3	12:36.196
7	5:32.868	4:12.390	34.727	45.751	50.3	18:09.064
8	1:48.087	33.656	33.561	40.870	155.0	19:57.151
9	1:55.032	33.796	35.155	46.081	145.6	21:52.183
10	1:57.174 B	34.024	33.348	49.802	143.0	23:49.357
11	11:57.484	...	34.682	48.036	23.3	35:46.841
12	1:49.425	33.851	33.420	42.154	153.1	37:36.266
13	1:47.590	33.653	33.142	40.795	155.7	39:23.856
14	1:47.487	33.708	33.096	40.683	155.8	41:11.343
15	2:02.770 B	37.281	35.112	50.377	136.4	43:14.113
16	6:34.284	5:08.320	38.992	46.972	42.5	49:48.397
17	2:00.313	37.394	34.704	48.215	139.2	51:48.710
18	1:52.342	33.540	37.034	41.768	149.1	53:41.052
19	1:46.791	33.440	32.643	40.708	156.9	55:27.843
20	1:58.222 B	33.325	33.089	51.808	141.7	57:26.065
21	5:44.904	4:27.951	35.169	41.784	48.6	1:03:10.969
22	1:46.981	33.444	32.863	40.674	156.6	1:04:57.950
23	1:47.347	33.490	33.134	40.723	156.0	1:06:45.297
24	1:58.049 B	33.623	33.318	51.108	141.9	1:08:43.346
25	26:40.252	...	35.048	45.594	10.5	1:35:23.598

59 Maxence MAURICE FRA IMS Performance

1	9:47.545	8:11.772	44.543	51.230	26.9	9:47.545
2	2:14.333	42.787	43.844	47.702	124.7	12:01.878
3	2:03.413	39.595	37.125	46.693	135.7	14:05.291
4	2:06.596 B	36.129	36.682	53.785	132.3	16:11.887
5	19:24.447	...	37.087	44.230	14.4	35:36.334
6	1:51.762	34.944	34.312	42.506	149.9	37:28.096
7	1:50.128	34.254	33.976	41.898	152.1	39:18.224
8	1:50.574	34.295	34.741	41.538	151.5	41:08.798
9	1:49.770	34.126	34.257	41.387	152.6	42:58.568
10	1:48.912	34.055	33.750	41.107	153.8	44:47.480
11	1:49.642	34.060	34.030	41.552	152.8	46:37.122
12	1:49.744	34.258	34.061	41.425	152.6	48:26.866
13	1:50.776	34.121	34.126	42.529	151.2	50:17.642
14	1:49.889	34.318	34.063	41.508	152.4	52:07.531
15	1:51.662	35.926	34.266	41.470	150.0	53:59.193
16	1:49.703	34.535	34.052	41.116	152.7	55:48.896
17	1:50.925	34.274	34.492	42.159	151.0	57:39.821
18	1:59.487 B	34.072	33.964	51.451	140.2	59:39.308
19	9:16.904	8:01.028	34.791	41.085	30.1	1:08:56.212
20	1:48.621	34.018	33.868	40.735	154.2	1:10:44.833
21	1:56.514	39.300	35.287	41.927	143.8	1:12:41.347
22	1:49.276	34.105	33.899	41.272	153.3	1:14:30.623
23	1:48.458	33.773	33.661	41.024	154.4	1:16:19.081
24	1:50.200	33.928	34.554	41.718	152.0	1:18:09.281
25	1:49.043	34.163	33.899	40.981	153.6	1:19:58.324
26	1:59.007 B	34.145	33.759	51.103	140.8	1:21:57.331
27	21:14.702	...	36.932	43.035	13.1	1:43:12.033
28	1:50.127	34.928	34.196	41.003	152.1	1:45:02.160
29	1:48.479	34.408	33.484	40.587	154.4	1:46:50.639
30	1:48.106	33.905	33.383	40.818	154.9	1:48:38.745
31	1:47.799	33.723	33.242	40.834	155.4	1:50:26.544
32	2:01.054 B	33.809	33.739	53.506	138.4	1:52:27.598
33	6:13.604	4:57.373	34.350	41.881	44.8	1:58:41.202
34	1:50.354	34.187	34.359	41.808	151.8	2:00:31.556
35	1:48.519	34.189	33.443	40.887	154.4	2:02:20.075
36	1:48.269	33.805	33.316	41.148	154.7	2:04:08.344
37	1:47.989	33.696	33.361	40.932	155.1	2:05:56.333



Porsche Carrera Cup France 4 Hours of Portimao Private Test

Sector Analysis

— Invalidated Lap ■ Personal Best ■ Session Best B Crossing the pit lane

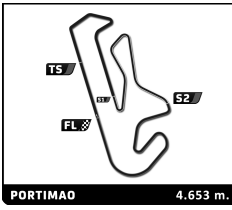
Lap	Time	Sector 1	Sector 2	Sector 3	Kph	Elapsed	Lap	Time	Sector 1	Sector 2	Sector 3	Kph	Elapsed
38	1:47.955	33.853	33.286	40.816	155.2	2:07:44.288	34	1:56.073 B	33.702	33.218	49.153	144.3	2:10:00.003
39	1:50.188	34.388	34.491	41.309	152.0	2:09:34.476	35	4:38.666	3:22.523	33.997	42.146	60.1	2:14:38.669
40	1:49.015	34.089	33.537	41.389	153.7	2:11:23.491	36	1:49.082	34.084	33.431	41.567	153.6	2:16:27.751
41	1:49.510	33.820	33.512	42.178	153.0	2:13:13.001	37	1:48.359	34.055	33.105	41.199	154.6	2:18:16.110
42	1:48.701	33.886	33.320	41.495	154.1	2:15:01.702	38	1:50.222	33.865	32.949	43.408	152.0	2:20:06.332
43	2:00.470 B	33.893	33.412	53.165	139.0	2:17:02.172	39	1:48.685	33.910	33.551	41.224	154.1	2:21:55.017
44	13:29.464	...	35.499	42.763	20.7	2:30:31.636	40	1:48.481	33.878	33.408	41.195	154.4	2:23:43.498
45	1:49.636	34.380	33.933	41.323	152.8	2:32:21.272	41	1:48.614	33.724	33.364	41.526	154.2	2:25:32.112
46	1:48.617	33.944	33.684	40.989	154.2	2:34:09.889	42	1:48.225	33.821	33.360	41.044	154.8	2:27:20.337
47	1:56.439 B	33.878	33.793	48.768	143.9	2:36:06.328	43	1:48.331	33.984	33.214	41.133	154.6	2:29:08.668
48	3:39.541	2:20.906	36.141	42.494	76.3	2:39:45.869	44	1:48.267	34.041	33.093	41.133	154.7	2:30:56.935
49	1:50.212	34.818	33.725	41.669	152.0	2:41:36.081	45	1:48.027	33.812	33.225	40.990	155.1	2:32:44.962
50	1:48.453	33.928	33.459	41.066	154.5	2:43:24.534	46	1:56.468 B	35.974	33.105	47.389	143.8	2:34:41.430
51	1:47.954	33.819	33.272	40.863	155.2	2:45:12.488	47	11:40.213	...	34.390	44.127	23.9	2:46:21.643
52	1:47.239	33.723	33.063	40.453	156.2	2:46:59.727	48	1:48.169	33.917	33.133	41.119	154.9	2:48:09.812
53	1:48.300	33.783	33.201	41.316	154.7	2:48:48.027	49	1:47.795	34.026	32.886	40.883	155.4	2:49:57.607
54	1:48.225	33.618	33.457	41.150	154.8	2:50:36.252	50	1:47.442	33.661	33.003	40.778	155.9	2:51:45.049
55	1:48.614	33.819	33.481	41.314	154.2	2:52:24.866	51	1:47.209	33.640	32.793	40.776	156.2	2:53:32.258
56	1:57.748 B	33.984	33.581	50.183	142.3	2:54:22.614	52	1:47.305	33.378	33.149	40.778	156.1	2:55:19.563
57	3:36.102 B	2:11.605	34.269	50.228	77.5	2:57:58.716	53	1:47.532	33.661	32.759	41.112	155.8	2:57:07.095
58	2:34.832	1:20.067	33.677	41.088	108.2	3:00:33.548	54	1:48.260	33.848	33.128	41.284	154.7	2:58:55.355
59							55	1:58.836 B	34.272	34.465	50.099	141.0	3:00:54.191

73 Sébastien1 DUSSOLLIET FRA
ABM

1	3:10.550	1:44.048	40.130	46.372	82.8	3:10.550
2	2:01.766	38.775	37.840	45.151	137.6	5:12.316
3	1:58.003	37.095	36.826	44.082	142.0	7:10.319
4	1:55.370	36.276	35.402	43.692	145.2	9:05.689
5	1:54.811	35.628	36.320	42.863	145.9	11:00.500
6	2:01.169 B	35.504	34.578	51.087	138.2	13:01.669
7	4:44.959	3:27.887	34.810	42.262	58.8	17:46.628
8	1:50.689	34.690	34.146	41.853	151.3	19:37.317
9	1:50.561	34.604	33.959	41.998	151.5	21:27.878
10	1:50.475	34.493	34.011	41.971	151.6	23:18.353
11	1:49.914	34.613	33.744	41.557	152.4	25:08.267
12	1:49.558	34.019	33.798	41.741	152.9	26:57.825
13	2:00.619 B	34.359	34.277	51.983	138.9	28:58.444
14	7:32.894	6:16.350	34.678	41.866	37.0	36:31.338
15	1:49.963	34.041	33.529	42.393	152.3	38:21.301
16	1:49.892	34.276	33.917	41.699	152.4	40:11.193
17	1:49.185	34.183	33.605	41.397	153.4	42:00.378
18	1:49.192	34.321	33.664	41.207	153.4	43:49.570
19	1:57.788 B	34.118	33.355	50.315	142.2	45:47.358
20	8:19.297	7:00.109	35.487	43.701	33.5	54:06.655
21	1:48.645	34.225	33.500	40.920	154.2	55:55.300
22	1:48.450	33.966	33.429	41.055	154.5	57:43.750
23	1:59.027 B	33.745	33.630	51.652	140.7	59:42.777
24	47:26.598	...	38.047	42.860	5.9	1:47:09.375
25	1:52.996	35.721	35.045	42.230	148.2	1:49:02.371
26	1:50.180	34.872	33.706	41.602	152.0	1:50:52.551
27	2:00.059 B	34.289	33.396	52.374	139.5	1:52:52.610
28	6:05.461	4:49.126	34.341	41.994	45.8	1:58:58.071
29	1:48.604	34.146	33.305	41.153	154.2	2:00:46.675
30	1:49.379	34.067	33.761	41.551	153.1	2:02:36.054
31	1:48.895	34.387	33.163	41.345	153.8	2:04:24.949
32	1:49.009	33.961	33.642	41.406	153.7	2:06:13.958
33	1:49.972	35.020	33.529	41.423	152.3	2:08:03.930

74 Victor BLUGEON FRA
ABM

1	3:13.596 B	1:41.599	37.946	54.051	81.5	3:13.596
2	8:26.509	7:06.300	36.472	43.737	33.1	11:40.105
3	1:51.526	35.182	33.983	42.361	150.2	13:31.631
4	1:50.372	35.234	34.108	41.030	151.8	15:22.003
5	1:48.691	34.104	33.432	41.155	154.1	17:10.694
6	1:57.097 B	33.853	33.402	49.842	143.1	19:07.791
7	7:37.713	6:23.851	33.335	40.527	36.6	26:45.504
8	2:01.397 B	33.725	33.277	54.395	138.0	28:46.901
9	7:36.462	6:22.065	33.798	40.599	36.7	36:23.363
10	1:48.224	34.184	33.672	40.368	154.8	38:11.587
11	1:47.577	34.217	32.990	40.370	155.7	39:59.164
12	1:47.115	33.557	33.249	40.309	156.4	41:46.279
13	1:47.345	33.509	33.503	40.333	156.0	43:33.624
14	1:53.506 B	33.464	33.027	47.015	147.6	45:27.130
15	7:10.422	5:56.564	33.506	40.352	38.9	52:37.552
16	1:46.591	33.597	32.939	40.055	157.2	54:24.143
17	1:47.364	33.450	32.920	40.994	156.0	56:11.507
18	1:47.759	34.578	33.074	40.107	155.4	57:59.266
19	1:48.785	33.671	33.313	41.801	154.0	59:48.051
20	1:46.649	33.164	32.931	40.554	157.1	1:01:34.700
21	1:46.285	33.560	32.823	39.902	157.6	1:03:20.985
22	1:54.568 B	34.360	32.894	47.314	146.2	1:05:15.553
23	41:54.328	...	37.618	41.972	6.7	1:47:09.881
24	1:50.123	34.909	33.945	41.269	152.1	1:49:00.004
25	1:47.299	33.555	33.074	40.670	156.1	1:50:47.303
26	1:58.749 B	33.564	33.107	52.078	141.1	1:52:46.052
27	6:09.018	4:54.243	34.019	40.756	45.4	1:58:55.070
28	1:47.274	33.681	33.052	40.541	156.1	2:00:42.344
29	1:47.147	33.417	32.857	40.873	156.3	2:02:29.491
30	1:46.787	33.664	32.868	40.255	156.9	2:04:16.278
31	1:47.226	33.509	33.388	40.329	156.2	2:06:03.504
32	1:55.089 B	33.835	33.581	47.673	145.5	2:07:58.593



Porsche Carrera Cup France 4 Hours of Portimao Private Test

Sector Analysis

— Invalidated Lap ■ Personal Best ■ Session Best B Crossing the pit lane

Lap	Time	Sector 1	Sector 2	Sector 3	Kph	Elapsed	Lap	Time	Sector 1	Sector 2	Sector 3	Kph	Elapsed
33	7:38.564	6:18.458	37.098	43.008	36.5	2:15:37.157	41	1:46.648	33.227	32.918	40.503	157.1	2:31:20.929
34	1:51.361	33.628	32.918	44.815	150.4	2:17:28.518	42	1:46.647	33.341	32.905	40.401	157.1	2:33:07.576
35	1:47.126	33.285	33.375	40.466	156.4	2:19:15.644	43	1:46.450	33.201	32.903	40.346	157.4	2:34:54.026
36	1:46.639	33.615	32.726	40.298	157.1	2:21:02.283	44	1:55.212 B	33.519	34.094	47.599	145.4	2:36:49.238
37	1:46.457	33.409	32.737	40.311	157.3	2:22:48.740	45	3:38.251	2:20.866	33.826	43.559	76.8	2:40:27.489
38	1:55.448 B	33.309	32.885	49.254	145.1	2:24:44.188	46	1:47.795	33.688	33.373	40.734	155.4	2:42:15.284
39	7:47.663	6:30.286	33.699	43.678	35.8	2:32:31.851	47	1:47.702	33.498	33.277	40.927	155.5	2:44:02.986
40	1:56.042 B	33.802	33.617	48.623	144.4	2:34:27.893	48	1:46.984	33.406	32.830	40.748	156.6	2:45:49.970
41	5:37.268	4:19.708	34.579	42.981	49.7	2:40:05.161	49	1:47.095	33.442	32.864	40.789	156.4	2:47:37.065
42	1:47.092	33.635	32.638	40.819	156.4	2:41:52.253	50	2:02.544 B	33.789	33.293	55.462	136.7	2:49:39.609
43	1:47.076	33.510	32.701	40.865	156.4	2:43:39.329	51	4:16.001 B	2:43.619	38.223	54.159	65.4	2:53:55.610
44	1:47.001	33.524	32.810	40.667	156.5	2:45:26.330	52	2:39.655 B	1:09.863	33.577	56.215	104.9	2:56:35.265
45	1:54.383 B	33.830	32.818	47.735	146.4	2:47:20.713							
46	7:08.548 B	5:44.553	33.917	50.078	39.1	2:54:29.261							

76 Raymond NARAC

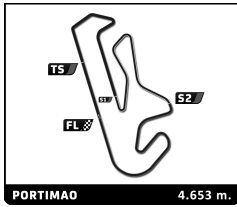
FRANCE IMSA Performance

1	9:45.159	8:13.118	44.009	48.032	27.0	9:45.159
2	2:08.656	42.451	38.995	47.210	130.2	11:53.815
3	1:52.999	35.656	35.277	42.066	148.2	13:46.814
4	1:51.881	35.123	34.512	42.246	149.7	15:38.695
5	1:50.527	34.429	34.081	42.017	151.6	17:29.222
6	2:01.274 B	34.925	34.521	51.828	138.1	19:30.496
7	16:24.310	...	34.470	43.116	17.0	35:54.806
8	1:48.834	34.224	33.715	40.895	153.9	37:43.640
9	1:48.954	34.071	33.630	41.253	153.7	39:32.594
10	1:49.479	34.936	33.685	40.858	153.0	41:22.073
11	1:47.953	33.975	33.350	40.628	155.2	43:10.026
12	1:48.249	33.857	33.498	40.894	154.7	44:58.275
13	1:48.097	33.804	33.427	40.866	155.0	46:46.372
14	1:47.837	33.758	33.415	40.664	155.3	48:34.209
15	2:06.828 B	35.880	39.333	51.615	132.1	50:41.037
16	8:12.172	6:57.548	33.605	41.019	34.0	58:53.209
17	1:48.052	34.263	33.056	40.733	155.0	1:00:41.261
18	1:47.990	33.734	33.422	40.834	155.1	1:02:29.251
19	2:14.029 B	37.620	36.045	1:00.364	125.0	1:04:43.280
20	13:49.588	...	48.158	54.403	20.2	1:18:32.868
21	2:00.922	41.036	36.037	43.849	138.5	1:20:33.790
22	1:47.263	33.888	32.992	40.383	156.2	1:22:21.053
23	2:10.532 B	41.462	36.505	52.565	128.3	1:24:31.585
24	4:06.781	2:52.736	33.618	40.427	67.9	1:28:38.366
25	1:47.157	33.635	32.933	40.589	156.3	1:30:25.523
26	1:47.030	33.590	32.946	40.494	156.5	1:32:12.553
27	1:59.336 B	33.485	33.321	52.530	140.4	1:34:11.889
28	8:19.650	7:05.695	33.242	40.713	33.5	1:42:31.539
29	1:47.486	34.034	32.950	40.502	155.8	1:44:19.025
30	1:57.632 B	33.482	33.836	50.314	142.4	1:46:16.657
31	23:20.262	...	33.834	40.734	12.0	2:09:36.919
32	1:47.631	33.692	33.223	40.716	155.6	2:11:24.550
33	1:47.446	33.425	33.310	40.711	155.9	2:13:11.996
34	1:47.307	33.548	33.126	40.633	156.1	2:14:59.303
35	1:47.604	33.862	33.087	40.655	155.7	2:16:46.907
36	1:47.658	33.730	33.254	40.674	155.6	2:18:34.565
37	2:04.196 B	33.718	37.523	52.955	134.9	2:20:38.761
38	5:00.568	3:30.128	39.513	50.927	55.7	2:25:39.329
39	2:03.017	39.638	36.884	46.495	136.2	2:27:42.346
40	1:51.935	34.115	35.730	42.090	149.6	2:29:34.281

77 Tugdual RABREAU

FRANCE CLRT

1	2:45.178	1:19.510	39.518	46.150	95.6	2:45.178
2	1:55.019	36.426	35.372	43.221	145.6	4:40.197
3	1:51.071	35.168	34.316	41.587	150.8	6:31.268
4	1:50.125	34.792	33.877	41.456	152.1	8:21.393
5	1:49.215	34.381	33.521	41.313	153.4	10:10.608
6	1:49.353	34.445	33.614	41.294	153.2	11:59.961
7	1:49.837	33.881	33.905	42.051	152.5	13:49.798
8	1:49.610	34.716	33.461	41.433	152.8	15:39.408
9	2:05.784 B	34.371	35.000	56.413	133.2	17:45.192
10	4:46.252	3:31.479	33.621	41.152	58.5	22:31.444
11	1:47.578	33.526	33.213	40.839	155.7	24:19.022
12	1:47.983	33.491	33.606	40.886	155.1	26:07.005
13	1:48.819	34.044	33.253	41.522	153.9	27:55.824
14	2:17.696 B	43.277	40.160	54.259	121.7	30:13.520
15	5:43.167	4:27.998	34.073	41.096	48.8	35:56.687
16	1:50.008	35.798	33.349	40.861	152.3	37:46.695
17	1:47.851	33.656	33.259	40.936	155.3	39:34.546
18	1:48.273	34.005	33.456	40.812	154.7	41:22.819
19	1:49.567	35.449	33.262	40.856	152.9	43:12.386
20	1:47.718	33.675	33.365	40.678	155.5	45:00.104
21	1:47.998	33.778	33.351	40.869	155.1	46:48.102
22	2:05.340 B	36.315	35.570	53.455	133.6	48:53.442
23	42:22.138	...	44.450	43.837	6.6	1:31:15.580
24	1:49.658	34.681	33.891	41.086	152.8	1:33:05.238
25	1:47.388	33.735	33.262	40.391	156.0	1:34:52.626
26	1:47.050	33.575	32.998	40.477	156.5	1:36:39.676
27	2:58.504 B	1:34.981	33.633	49.890	93.8	1:39:38.180
28	5:37.758	4:23.947	33.243	40.568	49.6	1:45:15.938
29	1:47.543	33.640	33.366	40.537	155.8	1:47:03.481
30	1:49.742	33.984	34.936	40.822	152.6	1:48:53.223
31	1:48.366	33.755	33.189	41.422	154.6	1:50:41.589
32	2:02.612 B	33.558	33.282	55.772	136.6	1:52:44.201
33	6:06.730	4:48.887	33.569	44.274	45.7	1:58:50.931
34	1:47.117	33.617	33.030	40.470	156.4	2:00:38.048
35	1:47.273	33.704	32.838	40.731	156.2	2:02:25.321
36	1:46.777	33.526	32.798	40.453	156.9	2:04:12.098
37	1:46.679	33.403	32.939	40.337	157.0	2:05:58.777
38	1:46.406	33.307	32.765	40.334	157.4	2:07:45.183
39	1:58.433 B	33.663	33.030	51.740	141.4	2:09:43.616
40	13:34.430 B	...	38.113	53.305	20.6	2:23:18.046
41	5:24.398	4:09.083	33.757	41.558	51.6	2:28:42.444
42	1:48.592	34.083	33.209	41.300	154.3	2:30:31.036



Porsche Carrera Cup France
4 Hours of Portimao
Private Test

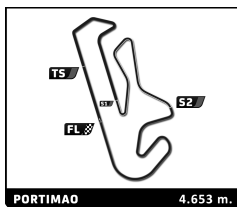
Sector Analysis

— Invalidated Lap ■ Personal Best ■ Session Best **B** Crossing the pit lane

Lap	Time	Sector 1	Sector 2	Sector 3	Kph	Elapsed	Lap	Time	Sector 1	Sector 2	Sector 3	Kph	Elapsed
43	1:48.411	34.082	33.079	41.250	154.5	2:32:19.447	39	1:47.351	33.458	32.978	40.915	156.0	2:11:48.626
44	1:48.321	33.762	33.463	41.096	154.6	2:34:07.768	40	1:47.411	33.572	32.959	40.880	156.0	2:13:36.037
45	1:48.032	34.149	33.054	40.829	155.1	2:35:55.800	41	1:54.039 B	33.655	33.001	47.383	146.9	2:15:30.076
46	1:48.164	33.641	33.095	41.428	154.9	2:37:43.964	42	6:46.910 B	5:26.492	33.640	46.778	41.2	2:22:16.986
47	1:47.606	33.659	32.973	40.974	155.7	2:39:31.570	43	4:44.834	3:23.708	36.759	44.367	58.8	2:27:01.820
48	1:47.664	33.727	33.122	40.815	155.6	2:41:19.234	44	1:52.526	35.652	35.692	41.182	148.9	2:28:54.346
49	1:48.659	33.852	33.041	41.766	154.2	2:43:07.893	45	1:49.336	35.245	33.633	40.458	153.2	2:30:43.682
50	1:47.823	33.699	33.238	40.886	155.4	2:44:55.716	46	1:47.013	33.644	32.730	40.639	156.5	2:32:30.695
51	1:56.307 B	33.983	33.208	49.116	144.0	2:46:52.023	47	1:46.316	33.173	32.561	40.582	157.6	2:34:17.011
52	3:02.316	1:48.101	33.118	41.097	91.9	2:49:54.339	48	1:47.317	33.470	32.943	40.904	156.1	2:36:04.328
53	1:47.633	33.789	32.863	40.981	155.6	2:51:41.972	49	1:48.313	33.914	33.579	40.820	154.7	2:37:52.641
54	1:47.441	33.682	32.978	40.781	155.9	2:53:29.413	50	1:47.425	33.595	32.898	40.932	155.9	2:39:40.066
55	1:47.536	33.566	32.828	41.142	155.8	2:55:16.949	51	1:46.638	33.297	32.757	40.584	157.1	2:41:26.704
56	1:48.398	33.668	33.232	41.498	154.5	2:57:05.347	52	1:47.081	33.184	33.089	40.808	156.4	2:43:13.785
57	1:48.051	33.769	33.065	41.217	155.0	2:58:53.398	53	2:05.122 B	33.672	38.934	52.516	133.9	2:45:18.907
58	2:12.812 B	33.763	38.539	1:00.510	126.1	3:01:06.210							

87 Richard WAGNER DEU						
BWT Lechner Racing						
Lap	Time	Sector 1	Sector 2	Sector 3	Kph	Elapsed
1	4:47.823	3:22.399	41.702	43.722	54.8	4:47.823
2	1:51.514	35.399	35.214	40.901	150.2	6:39.337
3	1:49.153	34.274	33.996	40.883	153.5	8:28.490
4	1:48.460	33.873	33.692	40.895	154.4	10:16.950
5	1:48.177	33.849	33.707	40.621	154.8	12:05.127
6	1:47.988	33.877	33.553	40.558	155.1	13:53.115
7	1:47.770	33.718	33.303	40.749	155.4	15:40.885
8	1:53.688	35.813	34.307	43.568	147.3	17:34.573
9	1:49.813	33.985	34.092	41.736	152.5	19:24.386
10	1:57.944 B	35.531	34.738	47.675	142.0	21:22.330
11	7:23.361 B	5:51.784	35.735	55.842	37.8	28:45.691
12	7:09.561	5:52.893	35.064	41.604	39.0	35:55.252
13	1:49.019	34.080	34.002	40.937	153.7	37:44.271
14	1:48.515	33.925	33.749	40.841	154.4	39:32.786
15	1:47.635	33.978	33.332	40.325	155.6	41:20.421
16	1:48.805	33.708	33.264	41.833	154.0	43:09.226
17	1:47.430	33.477	33.347	40.606	155.9	44:56.656
18	1:47.672	33.569	33.479	40.624	155.6	46:44.328
19	1:47.337	33.414	33.233	40.690	156.1	48:31.665
20	1:47.275	33.521	33.213	40.541	156.1	50:18.940
21	1:48.731	33.529	34.026	41.176	154.1	52:07.671
22	1:55.250 B	34.464	34.210	46.576	145.3	54:02.921
23	16:54.994	...	34.606	41.597	16.5	1:10:57.915
24	1:54.317 B	33.865	33.591	46.861	146.5	1:12:52.232
25	5:28.070	3:57.566	41.509	48.995	51.1	1:18:20.302
26	1:49.999	35.924	33.580	40.495	152.3	1:20:10.301
27	1:46.477	33.201	33.154	40.122	157.3	1:21:56.778
28	1:46.144	33.101	32.882	40.161	157.8	1:23:42.922
29	1:46.447	33.213	33.041	40.193	157.4	1:25:29.369
30	1:46.343	33.198	33.000	40.145	157.5	1:27:15.712
31	1:57.270 B	33.849	35.158	48.263	142.8	1:29:12.982
32	5:44.806	4:29.425	34.468	40.913	48.6	1:34:57.788
33	1:47.666	33.620	33.246	40.800	155.6	1:36:45.454
34	1:47.259	33.667	33.085	40.507	156.2	1:38:32.713
35	1:47.150	33.463	32.824	40.863	156.3	1:40:19.863
36	1:57.281 B	33.789	34.371	49.121	142.8	1:42:17.144
37	25:56.482	...	34.013	41.278	10.8	2:08:13.626
38	1:47.649	33.460	33.322	40.867	155.6	2:10:01.275

99 Marvin KLEIN FRA						
CLRT						
Lap	Time	Sector 1	Sector 2	Sector 3	Kph	Elapsed
1	2:23.966	1:06.392	36.206	41.368	109.6	2:23.966
2	1:48.553	34.110	33.779	40.664	154.3	4:12.519
3	1:47.079	33.480	33.260	40.339	156.4	5:59.598
4	1:47.930	33.184	32.630	42.116	155.2	7:47.528
5	1:46.292	33.180	32.722	40.390	157.6	9:33.820
6	1:56.619 B	33.315	32.716	50.588	143.6	11:30.439
7	6:02.950	4:49.473	33.164	40.313	46.2	17:33.389
8	1:50.019	33.687	34.914	41.418	152.3	19:23.408
9	1:46.121	33.327	32.756	40.038	157.8	21:09.529
10	1:55.087 B	33.208	32.600	49.279	145.5	23:04.616
11	6:10.172 B	4:42.635	35.580	51.957	45.3	29:14.788
12	6:17.437	5:03.273	33.745	40.419	44.4	35:32.225
13	1:45.285	32.968	32.479	39.838	159.1	37:17.510
14	1:45.111	32.831	32.524	39.756	159.4	39:02.621
15	1:56.222 B	33.251	33.783	49.188	144.1	40:58.843
16	50:29.407 B	...	34.373	47.681	5.5	1:31:28.250
17	3:43.705	2:30.785	33.132	39.788	74.9	1:35:11.955
18	1:45.007	32.969	32.373	39.665	159.5	1:36:56.962
19	1:45.417	32.873	32.450	40.094	158.9	1:38:42.379
20	1:45.761	33.036	32.976	39.749	158.4	1:40:28.140
21	2:01.553 B	35.127	35.992	50.434	137.8	1:42:29.693
22	4:52.516	3:27.718	38.920	45.878	57.3	1:47:22.209
23	1:53.904	36.123	36.312	41.469	147.1	1:49:16.113
24	1:44.656	32.905	32.338	39.413	160.1	1:51:00.769
25	2:07.454 B	33.644	38.211	55.599	131.4	1:53:08.223
26	6:22.716	5:07.084	34.331	41.301	43.8	1:59:30.939
27	1:48.002	32.857	32.497	42.648	155.1	2:01:18.941
28	1:45.534	33.038	32.247	40.249	158.7	2:03:04.475
29	1:53.919 B	32.954	32.557	48.408	147.0	2:04:58.394
30	13:49.383	...	33.019	40.148	20.2	2:18:47.777
31	1:46.182	33.211	32.610	40.361	157.8	2:20:33.959
32	1:46.063	33.163	32.560	40.340	157.9	2:22:20.022
33	1:46.683	33.727	32.683	40.273	157.0	2:24:06.705
34	1:46.952	33.409	32.990	40.553	156.6	2:25:53.657
35	1:46.703	33.152	32.663	40.888	157.0	2:27:40.360
36	1:47.004	33.638	32.982	40.384	156.5	2:29:27.364
37	1:46.245	33.162	32.652	40.431	157.7	2:31:13.609
38	1:55.553 B	33.355	32.639	49.559	145.0	2:33:09.162
39	5:12.008	3:55.876	32.769	43.363	53.7	2:38:21.170



Porsche Carrera Cup France 4 Hours of Portimao Private Test

Sector Analysis

— Invalidated Lap ■ Personal Best ■ Session Best B Crossing the pit lane

Lap	Time	Sector 1	Sector 2	Sector 3	Kph	Elapsed	Lap	Time	Sector 1	Sector 2	Sector 3	Kph	Elapsed
40	1:56.770B	34.863	32.674	49.233	143.5	2:40:17.940	28	4:23.823	3:08.322	34.366	41.135	63.5	1:45:13.461
41	5:03.947	3:37.764	39.264	46.919	55.1	2:45:21.887	29	1:47.703	34.049	33.051	40.603	155.5	1:47:01.164
42	2:02.991	38.947	38.322	45.722	136.2	2:47:24.878	30	1:47.300	33.457	32.873	40.970	156.1	1:48:48.464
43	1:50.868	34.751	35.087	41.030	151.1	2:49:15.746	31	1:46.742	33.318	32.983	40.441	156.9	1:50:35.206
44	1:44.658	32.725	32.172	39.761	160.1	2:51:00.404	32	1:53.726	35.378	34.272	44.076	147.3	1:52:28.932
45	1:44.854	32.648	32.373	39.833	159.8	2:52:45.258	33	2:51.527B	58.136	47.375	1:06.016	97.7	1:55:20.459
46	1:51.042	33.801	36.234	41.007	150.9	2:54:36.300	34	37:43.609B	...	39.690	55.548	7.4	2:33:04.068
47	1:45.152	32.730	32.356	40.066	159.3	2:56:21.452	35	2:50.134B	1:21.674	35.208	53.252	98.5	2:35:54.202
48	1:45.378	32.854	32.552	39.972	159.0	2:58:06.830	36	2:35.372	1:15.907	36.026	43.439	107.8	2:38:29.574
49	2:04.466B	34.214	36.845	53.407	134.6	3:00:11.296	37	1:48.628	34.061	32.743	41.824	154.2	2:40:18.202

135 Thomas FRETIN FRA YDEO Compétition

1	11:46.638	...	39.541	46.245	22.3	11:46.638
2	1:57.533	36.540	37.409	43.584	142.5	13:44.171
3	2:02.179	36.677	35.185	50.317	137.1	15:46.350
4	2:02.891B	35.792	34.875	52.224	136.3	17:49.241
5	4:41.707	3:22.229	35.668	43.810	59.5	22:30.948
6	1:55.065	36.100	36.726	42.239	145.6	24:26.013
7	1:54.387	35.860	35.136	43.391	146.4	26:20.400
8	7:15.264B	34.439	5:45.686	55.139	38.5	33:35.664
9	18:04.147	...	36.686	43.024	15.5	51:39.811
10	1:52.281	35.255	34.906	42.120	149.2	53:32.092
11	1:49.813	34.436	33.918	41.459	152.5	55:21.905
12	1:58.280B	34.169	35.307	48.804	141.6	57:20.185
13	8:11.942	6:54.484	35.398	42.060	34.1	1:05:32.127
14	1:57.422B	34.635	34.039	48.748	142.7	1:07:29.549

911 Christophe LAPIERRE FRA Pierre Martinet by Alméras

1	2:37.969	1:18.686	35.692	43.591	99.9	2:37.969
2	1:51.367	35.030	34.967	41.370	150.4	4:29.336
3	1:49.587	34.262	32.985	42.340	152.9	6:18.923
4	1:47.762	33.661	33.181	40.920	155.4	8:06.685
5	1:48.602	33.776	33.146	41.680	154.2	9:55.287
6	1:48.542	34.165	33.259	41.118	154.3	11:43.829
7	1:48.012	33.701	33.417	40.894	155.1	13:31.841
8	1:48.834	33.836	33.749	41.249	153.9	15:20.675
9	1:47.657	33.685	32.957	41.015	155.6	17:08.332
10	1:55.190B	33.893	33.076	48.221	145.4	19:03.522
11	4:58.620	3:43.542	33.955	41.123	56.1	24:02.142
12	1:47.317	33.680	32.930	40.707	156.1	25:49.459
13	1:46.906	33.582	32.861	40.463	156.7	27:36.365
14	2:16.374B	33.524	38.898	1:03.952	122.8	29:52.739
15	5:45.613	4:29.451	34.769	41.393	48.5	35:38.352
16	1:48.586	33.708	33.577	41.301	154.3	37:26.938
17	1:46.848	33.590	32.812	40.446	156.8	39:13.786
18	1:46.428	33.197	32.803	40.428	157.4	41:00.214
19	1:57.929B	33.463	33.281	51.185	142.0	42:58.143
20	44:48.277	...	37.207	43.580	6.2	1:27:46.420
21	1:52.586	35.910	34.620	42.056	148.8	1:29:39.006
22	1:47.265	33.639	32.756	40.870	156.2	1:31:26.271
23	1:46.320	33.482	32.896	39.942	157.6	1:33:12.591
24	1:47.067	33.724	32.908	40.435	156.5	1:34:59.658
25	1:46.565	33.385	32.763	40.417	157.2	1:36:46.223
26	1:47.016	33.597	32.953	40.466	156.5	1:38:33.239
27	2:16.399B	38.700	41.664	56.035	122.8	1:40:49.638