

EUROPEAN LE MANS SERIES

4 Hours of Imola

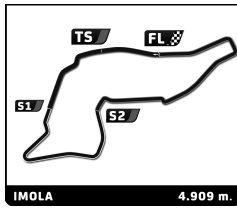
Free Practice 1

Sector Analysis

Lap under Red Flag Invalidated Lap Personal Best Session Best Crossing the pit lane

Lap	D	Time	Sector 1	Sector 2	Sector 3	T. Spd	Elapsed	Lap	D	Time	Sector 1	Sector 2	Sector 3	T. Spd	Elapsed
2		United Autosports		Ligier JS P320 - Nissan				5	1	1:39.291	20.952	32.082	46.257	266.0	11:37.259
		1.Bailey VOISIN		3.Finn GEHRSTZ		LMP3		6	1	1:44.632	23.820	34.061	46.751	264.7	13:21.891
		2.Joshua CAYGILL						7	1	1:45.832	21.952	33.413	50.467	269.3	15:07.723
1	1	4:56.638	3:32.775	36.159	47.704	171.2	4:56.638	8	1	1:36.583 20.950	21.067	32.253 32.352	49.43.263	266.0	25:44.306
2	1	1:44.112	21.017	32.299	50.796	264.1	6:40.750	9	1	1:56.942	35.786	33.392	47.764	180.3	27:41.248
3	1	1:39.755	20.918	32.333	46.504	270.0	8:20.505	10	1	1:41.642	21.417	33.160	47.065	264.7	29:22.890
4	1	1:39.339	20.987	31.997	46.355	266.0	9:59.844	11	1	1:41.341	21.174	32.887	47.280	264.1	31:04.231
5	1	1:39.383	20.910	32.022	46.451	273.4	11:39.227	12	1	1:42.004	21.168	33.455	47.381	267.3	32:46.235
6	1	1:39.477	21.018	32.043	46.416	268.0	13:18.704	13	1	1:40.715	21.096	32.745	46.874	266.0	34:26.950
7	1	6:41.905 B	20.859	32.265	5:48.781	269.3	20:00.609	14	1	1:43.271	21.154	34.102	48.015	266.0	36:10.221
8	1	1:55.463	35.551	32.891	47.021	183.1	21:56.072	15	1	1:42.456	22.331	33.131	46.994	266.7	37:52.677
9	1	1:40.708	21.176	32.717	46.815	262.1	23:36.780	16	1	1:41.881	21.240	32.790	47.851	263.4	39:34.558
10	1	1:41.837	21.090	33.870	46.877	271.4	25:18.617	17	1	1:42.518	21.640	33.266	47.612	267.3	41:17.076
11	1	1:42.469	21.228	33.219	48.022	266.7	27:01.086	18	1	1:41.293	21.169	32.709	47.415	266.7	42:58.369
12	1	1:43.262	21.754	34.419	47.089	265.4	28:44.348	19	1	1:40.648	21.250	32.656	46.742	264.7	44:39.017
13	1	1:41.377	21.161	33.392	46.824	265.4	30:25.725	20	1	3:16.011 B	21.162	33.044	2:21.805	266.7	47:55.028
14	1	1:40.940	21.577	32.562	46.801	268.7	32:06.665	21	2	1:58.760	36.327	34.386	48.047	181.8	49:53.788
15	1	1:41.031	21.236	32.922	46.873	266.0	33:47.696	22	2	1:44.807	21.599	33.956	49.252	265.4	51:38.595
16	1	1:40.610	21.014	32.627	46.969	269.3	35:28.306	23	2	1:42.607	21.726	33.239	47.642	265.4	53:21.202
17	1	3:15.407 B	21.061	32.910	2:21.436	265.4	38:43.713	24	2	1:43.015	21.329	33.914	47.772	266.0	55:04.217
18	3	1:57.630	36.215	33.875	47.540	183.7	40:41.343	25	2	3:02.962	21.783	1:03.473	1:37.706	264.7	58:07.179
19	3	1:41.546	21.160	33.043	47.343	264.7	42:22.889	26	2	2:17.870	54.349	35.729	47.792	81.9	1:00:25.049
20	3	1:41.228	20.995	32.888	47.345	266.0	44:04.117	27	2	1:42.977	21.546	33.838	47.593	264.1	1:02:08.026
21	3	1:40.664	21.042	32.760	46.862	263.4	45:44.781	28	2	1:42.002	21.431	33.134	47.437	266.7	1:03:50.028
22	3	1:41.640	20.985	32.921	47.734	265.4	47:26.421	29	2	1:42.339	21.816	33.018	47.505	262.1	1:05:32.367
23	3	1:42.737	21.684	33.566	47.487	269.3	49:09.158	30	2	1:42.823	22.281	33.147	47.395	266.0	1:07:15.190
24	3	1:42.559	21.161	33.620	47.778	267.3	50:51.717	31	2	1:44.125	21.563	33.847	48.715	264.7	1:08:59.315
25	3	1:41.961	21.266	33.398	47.297	272.0	52:33.678	32	2	1:42.220	21.488	33.325	47.407	265.4	1:10:41.535
26	3	1:43.642	21.117	33.524	49.001	267.3	54:17.320	33	2	1:42.597	21.554	33.460	47.583	260.9	1:12:24.132
27	3	3:49.287 B	22.092	34.955	2:52.240	266.7	58:06.607	34	2	1:42.221	21.433	33.268	47.520	264.1	1:14:06.353
28	2	2:25.427	58.368	37.124	49.935	81.6	1:00:32.034	35	2	1:42.472	21.686	33.345	47.441	264.1	1:15:48.825
29	2	1:43.211	21.472	33.512	48.227	265.4	1:02:15.245	36	2	1:42.280	21.448	33.221	47.611	267.3	1:17:31.105
30	2	2:07.247	21.499	56.964	48.784	270.0	1:04:22.492	37	2	1:42.176	21.346	33.440	47.390	264.1	1:19:13.281
31	2	1:44.904	21.910	33.702	49.292	268.0	1:06:07.396	38	2	1:44.165	23.269	33.343	47.553	266.0	1:20:57.446
32	2	1:44.659	22.518	34.043	48.098	266.7	1:07:52.055	39	2	1:43.537	21.523	34.252	47.762	266.7	1:22:40.983
33	2	1:42.904	21.654	33.425	47.825	267.3	1:09:34.959	40	2	1:42.422	21.530	33.413	47.479	266.0	1:24:23.405
34	2	1:43.670	21.627	34.071	47.972	267.3	1:11:18.629	41	2	1:41.735	21.385	33.155	47.195	266.0	1:26:05.140
35	2	1:46.255	23.354	34.704	48.197	268.7	1:13:04.884	42	2	1:42.290	21.550	33.294	47.446	266.0	1:27:47.430
36	2	1:43.455	21.729	33.593	48.133	265.4	1:14:48.339								
37	2	1:42.941	21.491	33.440	48.010	266.7	1:16:31.280								
38	2	1:45.373	22.064	33.712	49.597	263.4	1:18:16.653								
39	2	1:42.458	21.443	33.290	47.725	266.0	1:19:59.111								
40	2	1:42.255	21.380	33.384	47.491	266.0	1:21:41.366								
41	2	1:43.115	21.784	33.527	47.804	267.3	1:23:24.481								
42	2	1:45.112	21.923	33.530	49.659	268.0	1:25:09.593								
43	2	1:44.004	21.602	33.649	48.753	265.4	1:26:53.597								
3		United Autosports		Ligier JS P320 - Nissan				4		DKR Engineering		Duqueine M30 - D08 - Nissan			
		1.Kay VAN BERLO		3.Tom VAN ROMPUY		LMP3				1.Sebastian ALVAREZ		2.Alexander BUKHANTSOV		LMP3	
		2.Andrew BENTLEY						1	1	5:47.687	4:23.805	36.049	47.833	184.6	5:47.687
1	1	4:44.693	3:24.594	33.184	46.915	182.1	4:44.693	2	1	1:41.767	21.020	33.415	47.332	272.7	7:29.454
2	1	1:39.165	20.838	32.070	46.257	264.1	6:23.858	3	1	1:42.242	20.950	33.863	47.429	272.0	9:11.696
3	1	1:39.102	20.945	31.995	46.162	266.0	8:02.960	4	1	1:40.393	21.171	32.667	46.555	282.0	10:52.089
4	1	1:55.008	21.298	33.419	1:00.291	270.7	9:57.968	5	1	1:41.232	21.574	32.684	46.974	273.4	12:33.321
								6	1	1:40.693	21.127	32.352	47.214	276.2	14:14.014
								7	1	1:45.228	21.138	32.703	51.387	274.1	15:59.242
								8	1	1:44.367	21.388	33.485	49.494	270.7	17:43.609
								9	1	1:41.364	21.298	33.105	46.961	272.7	19:24.973
								10	1	4:23.153 B	21.176	32.552	3:29.425	274.8	23:48.126
								11	3	2:04.279	40.299	34.785	49.195	143.0	25:52.405
								12	3	1:43.844	21.526	34.049	48.269	272.0	27:36.249





EUROPEAN LE MANS SERIES

4 Hours of Imola

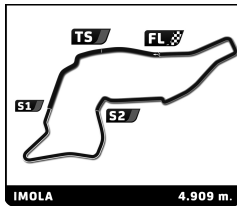
Free Practice 1

Sector Analysis

Lap under Red Flag Invalidated Lap Personal Best Session Best Crossing the pit lane

Lap	D	Time	Sector 1	Sector 2	Sector 3	T. Spd	Elapsed	Lap	D	Time	Sector 1	Sector 2	Sector 3	T. Spd	Elapsed
13	3	1:43.544	21.657	34.231	47.656	270.7	29:19.793	24	1	1:49.064	22.181	36.270	50.613	274.1	51:58.478
14	3	1:43.367	21.530	34.273	47.564	272.0	31:03.160	25	1	1:48.671	22.249	36.634	49.788	271.4	53:47.149
15	3	1:43.970	21.526	33.842	48.602	272.7	32:47.130	26	1	1:55.040	22.318	34.781	57.941	270.7	55:42.189
16	3	1:44.459	21.518	33.928	49.013	273.4	34:31.589	27	1	3:29.242	54.467	1:07.914	1:26.861	81.8	59:11.431
17	3	1:43.265	21.265	33.866	48.134	273.4	36:14.854	28	1	1:48.712	23.530	34.953	50.229	254.1	1:01:00.143
18	3	1:43.963	21.784	34.317	47.862	274.8	37:58.817	29	1	1:46.769	22.438	34.551	49.780	270.0	1:02:46.912
19	3	1:42.341	21.303	33.519	47.519	274.8	39:41.158	30	1	1:46.905	22.112	35.865	48.928	270.7	1:04:33.817
20	3	4:21.527 B	22.088	34.034	3:25.405	274.1	44:02.685	31	1	1:45.483	22.035	34.108	49.340	272.0	1:06:19.300
21	2	2:02.619	36.964	35.548	50.107	183.7	46:05.304	32	1	3:24.902 B	23.462	35.534	2:25.906	272.0	1:09:44.202
22	2	1:46.287	22.137	35.172	48.978	282.7	47:51.591	33	2	2:02.921	37.118	35.312	50.491	182.7	1:11:47.123
23	2	2:09.655	21.813	58.686	49.156	284.2	50:01.246	34	2	1:48.034	22.415	36.517	49.102	272.0	1:13:35.157
24	2	1:45.044	21.763	34.597	48.684	272.0	51:46.290	35	2	1:45.606	22.082	34.614	48.910	271.4	1:15:20.763
25	2	1:43.898	21.619	34.186	48.093	274.8	53:30.188	36	2	1:44.707	21.831	34.491	48.385	272.0	1:17:05.470
26	2	1:44.817	21.610	34.843	48.364	283.5	55:15.005	37	2	1:44.839	21.546	34.016	49.277	273.4	1:18:50.309
27	2	3:14.870	29.499	1:07.894	1:37.477	272.7	58:29.875	38	2	1:44.923	21.728	34.503	48.692	270.0	1:20:35.232
28	2	2:08.085	43.067	36.179	48.839	81.0	1:00:37.960	39	2	3:21.519 B	21.697	34.545	2:25.277	274.1	1:23:56.751
29	2	1:45.359	21.670	34.912	48.777	280.5	1:02:23.319	40	1	2:02.336	37.557	35.162	49.617	181.8	1:25:59.087
30	2	8:58.262 B	21.675	34.804	8:01.783	272.0	1:11:21.581	41	1	1:45.650	22.311	34.218	49.121	271.4	1:27:44.737
31	1	1:56.948	36.029	33.480	47.439	184.9	1:13:18.529	6 360 Racing 1. Terrence WOODWARD 3. Mark RICHARDS 2. Ross KAISER Ligier JS P320 - Nissan LMP3							
32	1	1:41.703	21.355	32.966	47.382	280.5	1:15:00.232	1	2	3:16.610	1:54.907	33.717	47.986	185.2	3:16.610
33	1	1:40.916	21.254	32.748	46.914	272.0	1:16:41.148	2	2	1:43.478	23.129	32.637	47.712	264.1	5:00.088
34	1	1:41.964	21.359	33.234	47.371	285.7	1:18:23.112	3	2	1:41.206	20.863	32.147	48.196	275.5	6:41.294
35	1	1:40.950	21.033	32.850	47.067	274.8	1:20:04.062	4	2	1:41.650	21.168	32.667	47.815	274.1	8:22.944
36	1	1:41.250	21.182	33.063	47.005	274.8	1:21:45.312	5	2	1:39.341	20.989	32.055	46.297	272.0	10:02.285
37	1	1:40.874	21.367	32.708	46.799	275.5	1:23:26.186	6	2	8:25.416 B	21.035	32.348	7:32.033	272.0	18:27.701
38	1	1:42.000	21.514	32.843	48.643	274.8	1:25:09.186	7	1	2:00.606	36.616	34.596	49.394	184.3	20:28.307
39	1	1:42.852	21.635	32.866	48.351	274.8	1:26:52.038	8	1	1:44.626	21.897	34.239	48.490	268.0	22:12.933
5 RLR M Sport 1. Michael JENSEN 3. Alex KAPADIA 2. Nick ADCOCK Ligier JS P320 - Nissan LMP3							9	1	1:42.741	21.243	33.257	48.241	269.3	23:55.674	
1	3	2:22.999	49.945	34.602	58.452	169.3	2:22.999	10	1	1:42.939	21.682	33.455	47.802	272.0	25:38.613
2	3	1:40.365	21.391	32.432	46.542	270.0	4:03.364	11	1	1:43.240	21.438	33.849	47.953	271.4	27:21.853
3	3	1:42.172	20.996	34.189	46.987	273.4	5:45.536	12	1	1:43.247	21.310	33.328	48.609	270.7	29:05.100
4	3	1:39.725	20.958	32.481	46.286	273.4	7:25.261	13	1	1:42.998	21.855	33.485	47.658	272.0	30:48.098
5	3	1:44.550	20.905	33.933	49.712	275.5	9:09.811	14	1	1:45.946	22.034	34.612	49.300	271.4	32:34.044
6	3	1:39.452	20.929	32.204	46.319	273.4	10:49.263	15	1	1:43.644	21.787	33.717	48.140	272.7	34:17.688
7	3	1:43.206	20.864	33.025	49.317	273.4	12:32.469	16	1	4:02.183 B	21.235	33.301	3:07.647	272.0	38:19.871
8	3	1:39.757	20.877	32.435	46.445	274.8	14:12.226	17	3	1:59.137	36.359	34.504	48.274	185.2	40:19.008
9	3	8:58.455 B	21.007	32.510	8:04.938	274.1	23:10.681	18	3	1:43.831	22.124	33.758	47.949	272.0	42:02.839
10	2	2:04.608	37.629	36.514	50.465	182.1	25:15.289	19	3	1:47.053	22.840	35.065	49.148	271.4	43:49.892
11	2	1:49.139	22.008	35.589	51.551	269.3	27:04.428	20	3	1:47.880	22.087	35.906	49.887	267.3	45:37.772
12	2	1:46.906	22.238	35.417	49.251	268.7	28:51.334	21	3	1:43.350	21.584	33.840	47.926	270.7	47:21.122
13	2	1:46.853	22.150	35.364	49.339	270.0	30:38.187	22	3	1:44.858	21.648	34.259	48.951	274.1	49:05.980
14	2	1:45.843	21.907	34.446	49.490	271.4	32:24.030	23	3	1:44.322	21.315	34.590	48.417	274.8	50:50.302
15	2	1:47.932	22.643	36.064	49.225	268.7	34:11.962	24	3	1:42.204	21.342	33.458	47.404	272.0	52:32.506
16	2	1:44.778	21.866	34.390	48.522	270.0	35:56.740	25	3	1:44.071	21.752	33.622	48.697	272.7	54:16.577
17	2	1:44.288	21.836	34.126	48.326	272.7	37:41.028	26	3	3:51.417 B	21.772	34.933	2:54.712	272.7	58:07.994
18	2	1:45.337	21.810	34.548	48.979	272.0	39:26.365	27	2	2:21.558	57.219	36.311	48.028	82.7	1:00:29.552
19	2	1:44.631	21.726	34.097	48.808	272.0	41:10.996	28	2	1:41.898	21.453	32.969	47.476	271.4	1:02:11.450
20	2	3:21.303 B	21.683	33.747	2:25.873	272.0	44:32.299	29	2	1:42.002	21.272	33.230	47.500	272.0	1:03:53.452
21	1	2:04.163	37.465	36.270	50.428	181.5	46:36.462	30	2	1:41.854	21.453	33.019	47.382	272.7	1:05:35.306
22	1	1:45.606	22.152	34.528	48.926	272.0	48:22.068	31	2	12:09.897 B	21.462	33.917	...	273.4	1:17:45.203
23	1	1:47.346	21.982	35.461	49.903	272.0	50:09.414	32	2	1:56.680	35.860	33.465	47.355	186.2	1:19:41.883





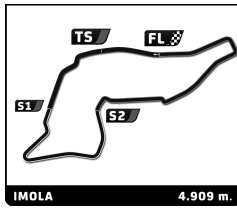
EUROPEAN LE MANS SERIES
4 Hours of Imola
Free Practice 1

Sector Analysis

Lap under Red Flag Invalidated Lap Personal Best Session Best Crossing the pit lane

Lap	D	Time	Sector 1	Sector 2	Sector 3	T. Spd	Elapsed	Lap	D	Time	Sector 1	Sector 2	Sector 3	T. Spd	Elapsed		
33	2	3:18.764	B	21.319	32.860	2:24.585	272.0	1:23:00.647	2	2	1:33.038	19.493	29.833	43.712	285.0	7:01.710	
34	1	1:58.693		36.272	33.714	48.707	188.2	1:24:59.340	3	2	1:41.544	19.871	34.435	47.238	288.0	8:43.254	
35	1	1:42.255		21.527	33.116	47.612	271.4	1:26:41.595	4	2	1:36.870	19.458	30.704	46.708	285.7	10:20.124	
36	1	1:41.722		21.177	33.038	47.507	269.3	1:28:23.317	5	2	4:21.552	B	19.495	31.237	3:30.820	284.2	14:41.676
7 Nielsen Racing 1. Anthony WELLS 2. James LITTLEJOHN Ligier JS P320 - Nissan LMP3								6 2 1:49.575 34.538 30.421 44.616 195.3 16:31.251									
1	2	2:18.853		47.130	33.762	57.961	177.9	2:18.853	7	2	1:36.200	19.874	31.036	45.290	286.5	18:07.451	
2	2	1:41.602		21.151	32.526	47.925	270.7	4:00.455	8	2	1:34.894	19.660	30.957	44.277	285.0	19:42.345	
3	2	1:42.533		22.908	32.282	47.343	271.4	5:42.988	9	2	1:37.686	19.823	32.021	45.842	288.0	21:20.031	
4	2	1:41.538		21.044	33.081	47.413	272.7	7:24.526	10	2	1:34.644	20.331	30.170	44.143	283.5	22:54.675	
5	2	1:40.505		20.941	33.213	46.351	272.7	9:05.031	11	2	1:34.189	19.755	30.360	44.074	283.5	24:28.864	
6	2	1:39.645		20.862	32.258	46.525	272.0	10:44.676	12	2	1:34.463	19.709	30.546	44.208	284.2	26:03.327	
7	2	1:39.696		20.891	32.184	46.621	272.7	12:24.372	13	2	3:09.042	B	19.836	32.054	2:17.152	287.2	29:12.369
8	2	1:41.943		20.822	33.398	47.723	274.1	14:06.315	14	3	1:51.753	35.168	31.538	45.047	196.4	31:04.122	
9	2	1:39.487		20.858	32.079	46.550	272.0	15:45.802	15	3	1:35.830	20.482	30.987	44.361	285.0	32:39.952	
10	2	1:43.868		20.807	34.073	48.988	272.7	17:29.670	16	3	1:36.218	20.147	31.491	44.580	287.2	34:16.170	
11	2	2:24.224	B	21.291	34.571	1:28.362	272.0	19:53.894	17	3	1:35.250	19.767	30.982	44.501	286.5	35:51.420	
12	2	1:58.376		36.165	34.704	47.507	185.2	21:52.270	18	3	1:35.228	19.838	30.869	44.521	286.5	37:26.648	
13	2	1:42.779		21.006	33.953	47.820	271.4	23:35.049	19	3	1:34.552	19.628	30.614	44.310	285.0	39:01.200	
14	2	1:40.762		21.101	32.638	47.023	271.4	25:15.811	20	3	1:34.689	19.755	30.954	43.980	288.0	40:35.889	
15	2	1:43.173		21.704	33.945	47.524	273.4	26:58.984	21	3	1:34.717	19.697	30.801	44.219	287.2	42:10.606	
16	2	4:22.487	B	21.506	34.511	3:26.470	272.0	31:21.471	22	3	1:36.364	19.872	30.697	45.795	284.2	43:46.970	
17	1	2:02.842		37.875	35.433	49.534	171.7	33:24.313	23	3	1:34.414	19.811	30.542	44.061	276.2	45:21.384	
18	1	1:45.369		21.933	34.312	49.124	270.0	35:09.682	24	3	1:34.258	19.777	30.570	43.911	279.8	46:55.642	
19	1	1:44.522		21.674	34.219	48.629	270.7	36:54.204	25	3	1:35.454	20.535	30.703	44.216	279.1	48:31.096	
20	1	1:43.989		21.711	33.744	48.534	270.0	38:38.193	26	3	1:36.699	19.825	31.140	45.734	285.0	50:07.795	
21	1	3:52.963	B	21.614	34.796	2:56.553	271.4	42:31.156	27	3	1:35.459	19.918	31.215	44.326	285.7	51:43.254	
22	1	2:00.744		36.930	35.013	48.801	185.2	44:31.900	28	3	1:35.296	19.815	30.958	44.523	276.2	53:18.550	
23	1	1:45.666		21.972	35.367	48.327	268.7	46:17.566	29	3	7:40.262	B	19.984	31.355	6:48.923	275.5	1:00:58.812
24	1	1:43.035		21.460	33.538	48.037	271.4	48:00.601	30	1	1:52.932	34.990	32.198	45.744	194.6	1:02:51.744	
25	1	1:44.874		21.535	33.559	49.780	270.7	49:45.475	31	1	1:37.828	19.919	32.470	45.439	282.0	1:04:29.572	
26	1	1:44.814		21.665	34.684	48.465	271.4	51:30.289	32	1	1:37.899	20.215	32.294	45.390	288.0	1:06:07.471	
27	1	1:43.405		21.407	34.011	47.987	270.7	53:13.694	33	1	1:36.572	20.615	31.292	44.665	284.2	1:07:44.043	
28	1	1:44.060		21.659	33.915	48.486	269.3	54:57.754	34	1	1:35.699	20.059	31.166	44.474	276.2	1:09:19.742	
29	1	2:58.687		22.176	59.120	1:37.391	268.0	57:56.441	35	1	1:36.271	20.029	30.945	45.297	275.5	1:10:56.013	
30	1	7:48.779	B	54.274	40.707	6:13.798	81.9	1:05:45.220	36	1	1:35.021	19.909	30.766	44.346	282.7	1:12:31.034	
31	1	2:03.874		37.632	34.403	51.839	184.9	1:07:49.094	37	1	1:35.401	19.857	30.856	44.688	279.1	1:14:06.435	
32	1	1:43.237		21.903	33.436	47.898	266.0	1:09:32.331	38	1	1:36.180	20.108	31.161	44.911	279.1	1:15:42.615	
33	1	1:42.951		21.592	33.443	47.916	270.0	1:11:15.282	39	1	1:44.227	20.038	32.865	51.324	276.2	1:17:26.842	
34	1	1:43.718		21.507	33.793	48.418	271.4	1:12:59.000	40	1	1:34.307	19.633	30.478	44.196	286.5	1:19:01.149	
35	1	1:44.228		21.501	34.604	48.123	270.7	1:14:43.228	41	1	1:36.304	19.681	30.715	45.908	285.7	1:20:37.453	
36	1	1:42.839		21.493	33.582	47.764	270.0	1:16:26.067	42	1	1:37.454	19.995	32.523	44.936	278.4	1:22:14.907	
37	1	3:34.317	B	22.188	34.239	2:37.890	271.4	1:20:00.384	43	1	1:35.638	20.022	31.026	44.590	288.0	1:23:50.545	
38	2	1:58.013		36.227	33.663	48.123	185.6	1:21:58.397	44	1	1:36.457	19.947	31.101	45.409	283.5	1:25:27.002	
39	2	1:41.985		21.549	33.289	47.147	269.3	1:23:40.382	45	1	1:36.992	20.181	31.799	45.012	279.1	1:27:03.994	
40	2	1:42.531		21.249	33.596	47.686	275.5	1:25:22.913	10 Eurointernational 1. Glenn VAN BERLO 2. Xavier LLOVERAS Ligier JS P320 - Nissan LMP3								
41	2	1:47.467		22.491	35.005	49.971	246.6	1:27:10.380	1	2	3:28.164	2:05.890	34.737	47.537	181.5	3:28.164	
42	2	2:27.784	B	21.200	33.066	1:33.518	271.4	1:29:38.164	2	2	1:40.767	21.162	32.250	47.355	269.3	5:08.931	
9 Prema Racing 1. Lorenzo COLOMBO 2. Louis DELETRAZ Oreca 07 - Gibson LMP2								3	2	1:39.382	20.933	32.144	46.305	270.7	6:48.313		
1	2	5:28.672		4:12.370	31.757	44.545	193.2	5:28.672	4	2	1:38.967	20.694	32.072	46.201	271.4	8:27.280	
								5	2	1:39.335	20.682	32.343	46.310	271.4	10:06.615		
								6	2	1:39.084	20.697	32.074	46.313	272.0	11:45.699		





EUROPEAN LE MANS SERIES

4 Hours of Imola

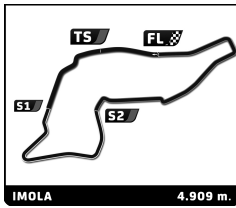
Free Practice 1

Sector Analysis

Lap under Red Flag Invalidated Lap Personal Best Session Best Crossing the pit lane

Lap	D	Time	Sector 1	Sector 2	Sector 3	T. Spd	Elapsed	Lap	D	Time	Sector 1	Sector 2	Sector 3	T. Spd	Elapsed
7	2	1:38.744	20.698	31.992	46.054	272.0	13:24.443	17	2	1:59.653 B	22.165	33.188	1:04.300	266.7	1:08:05.629
8	2	2:01.167 B	21.203	32.711	1:07.253	274.8	15:25.610	18	3	4:08.146	2:43.179	36.760	48.207	184.0	1:12:13.775
9	1	3:40.061	2:19.174	33.237	47.650	185.9	19:05.671	19	3	1:43.284	21.457	33.448	48.379	267.3	1:13:57.059
10	1	1:41.364	21.116	32.678	47.570	269.3	20:47.035	20	3	1:47.522	21.560	34.921	51.041	266.7	1:15:44.581
11	1	1:40.990	21.237	32.899	46.854	271.4	22:28.025	21	3	1:50.981	23.443	34.197	53.341	268.7	1:17:35.562
12	1	1:40.741	21.221	32.421	47.099	270.0	24:08.766	22	3	1:44.890	21.461	34.845	48.584	266.7	1:19:20.452
13	1	1:42.103	21.840	32.964	47.299	272.0	25:50.869	23	3	1:45.289	21.520	34.155	49.614	267.3	1:21:05.741
14	1	1:40.675	21.059	32.550	47.066	272.7	27:31.544	24	3	1:51.874	21.719	33.495	56.660	268.7	1:22:57.615
15	1	1:44.022	22.006	34.926	47.090	272.7	29:15.566	25	3	1:45.718	22.371	34.221	49.126	257.1	1:24:43.333
16	1	1:41.533	21.082	33.321	47.130	271.4	30:57.099	26	3	1:43.821	21.404	34.273	48.144	270.0	1:26:27.154
17	1	1:40.607	20.955	32.578	47.074	272.7	32:37.706	27	3	1:42.677	21.529	33.351	47.797	266.7	1:28:09.831
18	1	1:57.709 B	21.053	32.889	1:03.767	272.0	34:35.415	28	3	3:07.346 B	21.452	59.966	1:45.928	268.7	1:31:17.177
19	3	3:33.825	2:11.239	33.993	48.593	185.6	38:09.240	13 Inter Europol Competition Ligier JS P320 - Nissan							
20	3	1:43.148	21.398	33.427	48.323	272.7	39:52.388	1.Nicolas PINO 3.Guilherme OLIVEIRA LMP3							
21	3	2:08.968 B	22.170	38.935	1:07.863	273.4	42:01.356	2.Charles CREWS							
22	3	3:49.428	2:26.401	34.110	48.917	184.9	45:50.784	1	3	8:28.572 B	47.353	34.340	7:06.879	181.2	8:28.572
23	3	1:42.923	21.507	33.278	48.138	272.0	47:33.707	2	3	2:01.227	36.053	35.089	50.085	184.0	10:29.799
24	3	1:42.832	21.309	33.426	48.097	272.7	49:16.539	3	3	1:39.525	20.920	32.445	46.160	269.3	12:09.324
25	3	1:50.696	21.356	33.618	55.722	274.1	51:07.235	4	3	1:41.184	20.746	32.640	47.798	272.0	13:50.508
26	3	1:42.699	21.573	33.257	47.869	273.4	52:49.934	5	3	1:45.221	20.973	34.684	49.564	272.0	15:35.729
27	3	1:42.343	21.257	33.104	47.982	272.0	54:32.277	6	3	1:39.471	20.841	32.112	46.518	273.4	17:15.200
28	3	2:38.831 B	21.455	34.990	1:42.386	272.7	57:11.108	7	3	1:39.483	21.098	32.084	46.301	273.4	18:54.683
29	3	11:05.915	9:41.191	34.856	49.868	182.7	1:08:17.023	8	3	4:39.873 B	20.888	32.263	3:46.722	272.0	23:34.556
30	3	1:48.377	22.520	35.973	49.884	270.0	1:10:05.400	9	2	1:59.629	37.578	34.094	47.957	183.1	25:34.185
31	3	1:45.710	22.067	33.951	49.692	270.0	1:11:51.110	10	2	1:42.731	21.276	33.359	48.096	269.3	27:16.916
32	3	1:44.411	21.801	33.906	48.704	270.0	1:13:35.521	11	2	1:43.064	21.700	33.637	47.727	270.0	28:59.980
33	3	1:45.786	21.929	35.106	48.751	272.0	1:15:21.307	12	2	1:42.743	21.507	33.456	47.780	270.0	30:42.723
34	3	2:01.347 B	21.904	34.203	1:05.240	272.7	1:17:22.654	13	2	1:42.793	21.327	33.403	48.063	271.4	32:25.516
35	1	3:17.330	1:54.576	33.600	49.154	183.4	1:20:39.984	14	2	1:44.211	21.497	34.966	47.748	274.1	34:09.727
36	1	1:42.732	21.349	33.023	48.360	271.4	1:22:22.716	15	2	1:43.368	21.632	33.734	48.002	270.0	35:53.095
37	1	1:42.083	21.093	33.106	47.884	272.0	1:24:04.799	16	2	1:41.858	21.467	32.967	47.424	272.0	37:34.953
38	1	1:42.265	21.226	33.623	47.416	272.0	1:25:47.064	17	2	1:41.872	21.403	33.008	47.461	272.7	39:16.825
39	1	1:41.981	21.039	33.041	47.901	271.4	1:27:29.045	18	2	1:44.824	22.430	33.900	48.494	271.4	41:01.649
40	1	2:25.722 B	21.111	33.544	1:31.067	274.1	1:29:54.767	19	2	3:18.166 B	21.678	33.477	2:23.011	272.0	44:19.815
11 Eurointernational Ligier JS P320 - Nissan															
1.Marcos SIEBERT 3.Jérôme DE SADELEER LMP3															
2.Max KOEBOLT															
1	2	13:35.343	...	34.296	48.442	182.4	13:35.343	20	1	1:58.380	36.619	34.182	47.579	185.2	46:18.195
2	2	1:42.885	21.257	34.118	47.510	264.7	15:18.228	21	1	1:42.963	21.662	33.478	47.823	273.4	48:01.158
3	2	1:39.694	21.097	32.305	46.292	266.7	16:57.922	22	1	1:42.442	21.320	33.841	47.281	274.8	49:43.600
4	2	1:39.392	20.938	32.178	46.276	269.3	18:37.314	23	1	1:42.061	21.256	33.180	47.625	273.4	51:25.661
5	2	1:39.828	20.950	32.116	46.762	268.7	20:17.142	24	1	1:42.785	21.329	33.774	47.682	274.1	53:08.446
6	2	1:58.661 B	20.944	33.644	1:04.073	270.7	22:15.803	25	1	1:41.628	21.234	33.079	47.315	272.7	54:50.074
7	2	10:57.727	9:24.397	37.731	55.599	179.4	33:13.530	26	1	3:04.934	27.395	59.800	1:37.739	272.0	57:55.008
8	2	1:40.916	21.184	32.969	46.763	265.4	34:54.446	27	1	2:23.190	54.480	40.977	47.733	81.6	1:00:18.198
9	2	1:40.567	20.958	32.739	46.870	269.3	36:35.013	28	1	1:42.246	21.410	33.288	47.548	270.0	1:02:00.444
10	2	1:41.073	21.033	32.905	47.135	268.7	38:16.086	29	1	1:42.107	21.238	33.106	47.763	271.4	1:03:42.551
11	2	1:40.668	21.234	32.683	46.751	270.7	39:56.754	30	1	1:41.769	21.282	33.372	47.115	273.4	1:05:24.320
12	2	1:57.374 B	21.080	33.040	1:03.254	270.7	41:54.128	31	1	1:42.064	21.287	33.473	47.304	272.0	1:07:06.384
13	2	19:05.523	...	34.513	49.170	185.6	1:00:59.651	32	1	8:37.209 B	21.130	33.055	7:43.024	273.4	1:15:43.593
14	2	1:42.454	21.593	33.815	47.046	268.0	1:02:42.105	33	3	1:59.401	36.814	34.663	47.924	184.9	1:17:42.994
15	2	1:41.852	21.406	32.793	47.653	269.3	1:04:23.957	34	3	1:42.260	21.329	33.091	47.840	269.3	1:19:25.254
16	2	1:42.019	21.615	32.947	47.457	272.0	1:06:05.976	35	3	1:41.912	21.257	32.937	47.718	270.7	1:21:07.166
								36	3	1:42.284	21.504	33.433	47.347	270.0	1:22:49.450
								37	3	1:41.357	21.200	32.915	47.242	270.7	1:24:30.807
								38	3	1:44.601	23.837	33.348	47.416	274.1	1:26:15.408





EUROPEAN LE MANS SERIES

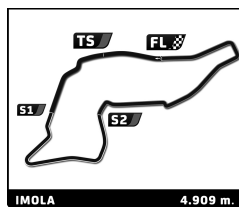
4 Hours of Imola

Free Practice 1

Sector Analysis

Lap under Red Flag											Invalidated Lap	Personal Best	Session Best	B Crossing the pit lane	
Lap	D	Time	Sector 1	Sector 2	Sector 3	T. Spd	Elapsed	Lap	D	Time	Sector 1	Sector 2	Sector 3	T. Spd	Elapsed
39	3	1:41.893	21.346	33.242	47.305	271.4	1:27:57.301	2	3	1:42.010	21.540	33.119	47.351	266.0	4:49.188
14 Inter Europol Competition Ligier JS P320 - Nissan 1.Noam ABRAMCZYK 3.James DAYSON LMP3 2.Mateusz KAPRZYK															
1	2	2:26.179	57.316	34.775	54.088	182.1	2:26.179	3	3	1:40.735	21.203	32.840	46.692	268.0	6:29.923
2	2	1:48.593	23.071	35.853	49.669	257.8	4:14.772	4	3	1:40.260	21.057	32.607	46.596	269.3	8:10.183
3	2	1:39.885	21.236	32.349	46.300	270.0	5:54.657	5	3	1:41.889	21.208	33.613	47.068	268.7	9:52.072
4	2	1:39.320	20.785	32.028	46.507	271.4	7:33.977	6	3	1:40.663	21.020	32.775	46.868	270.7	11:32.735
5	2	1:41.988	21.237	33.349	47.402	272.7	9:15.965	7	3	1:40.770	21.109	32.842	46.819	271.4	13:13.505
6	2	1:39.128	20.855	32.108	46.165	271.4	10:55.093	8	3	1:43.898	22.979	33.246	47.673	254.7	14:57.403
7	2	1:39.500	20.881	32.057	46.562	272.7	12:34.593	9	3	1:42.047	21.163	33.533	47.351	271.4	16:39.450
8	2	3:19.563 B	21.426	34.201	2:23.936	274.8	15:54.156	10	3	1:41.097	21.404	32.792	46.901	270.7	18:20.547
9	1	2:01.204	37.036	33.953	50.215	158.4	17:55.360	11	3	1:41.425	21.067	33.228	47.130	269.3	20:01.972
10	1	1:45.377	21.015	33.048	51.314	271.4	19:40.737	12	3	1:41.441	21.082	32.970	47.389	271.4	21:43.413
11	1	1:45.569	21.041	34.186	50.342	270.0	21:26.306	13	3	1:42.199	22.076	33.133	46.990	269.3	23:25.612
12	1	1:52.427	20.976	34.197	57.254	270.0	23:18.733	14	3	1:43.374	22.803	33.670	46.901	270.7	25:08.986
13	1	1:43.950	21.023	33.645	49.282	271.4	25:02.683	15	3	3:33.754 B	21.404	34.663	2:37.687	270.7	28:42.740
14	1	1:45.364	21.190	34.897	49.277	274.1	26:48.047	16	1	2:05.101	37.699	36.106	51.296	183.4	30:47.841
15	1	1:41.851	21.163	33.216	47.472	272.0	28:29.898	17	1	1:47.129	21.976	36.576	48.577	270.0	32:34.970
16	1	1:40.380	20.952	32.613	46.815	272.7	30:10.278	18	1	1:44.580	21.764	33.977	48.839	270.7	34:19.550
17	1	1:40.310	20.850	32.582	46.878	272.7	31:50.588	19	1	1:43.670	21.515	33.898	48.257	272.0	36:03.220
18	1	1:40.819	21.256	33.138	46.425	273.4	33:31.407	20	1	1:46.926	21.661	35.018	50.247	271.4	37:50.146
19	1	1:39.902	20.836	32.607	46.459	270.7	35:11.309	21	1	1:42.972	21.517	33.827	47.628	270.7	39:33.118
20	1	1:45.146	21.027	34.128	49.991	273.4	36:56.455	22	1	1:44.893	21.674	33.974	49.245	271.4	41:18.011
21	1	4:23.612 B	21.835	40.163	3:21.614	273.4	41:20.067	23	1	1:43.129	21.457	33.544	48.128	274.1	43:01.140
22	1	2:05.096	37.945	34.588	52.563	159.1	43:25.163	24	1	1:45.479	21.365	35.757	48.357	270.7	44:46.619
23	1	1:41.142	21.135	32.889	47.118	269.3	45:06.305	25	1	1:42.756	21.365	33.764	47.627	272.0	46:29.375
24	1	1:40.956	20.954	33.189	46.813	272.0	46:47.261	26	1	1:44.932	21.554	34.029	49.349	274.1	48:14.307
25	1	1:41.950	20.874	33.276	47.800	274.1	48:29.211	27	1	3:21.676 B	21.663	35.048	2:24.965	273.4	51:35.983
26	1	1:43.921	21.197	33.094	49.630	274.8	50:13.132	28	2	1:58.667	36.581	34.012	48.074	182.4	53:34.650
27	1	1:44.119	21.133	34.010	48.976	274.1	51:57.251	29	2	1:44.006	21.412	33.558	49.036	271.4	55:18.656
28	1	1:40.939	21.217	33.065	46.657	274.1	53:38.190	30	2	3:19.278	34.065	1:07.789	1:37.424	271.4	58:37.934
29	1	4:32.592 B	20.927	32.666	3:38.999	272.7	58:10.782	31	2	2:00.639	38.832	33.630	48.177	81.6	1:00:38.573
30	2	2:20.231	56.832	34.800	48.599	82.4	1:00:31.013	32	2	1:42.221	21.337	33.888	46.996	274.8	1:02:20.794
31	2	1:41.476	21.216	32.944	47.316	271.4	1:02:12.489	33	2	1:40.846	21.196	32.982	46.668	271.4	1:04:01.640
32	2	1:45.370	21.065	36.020	48.285	272.7	1:03:57.859	34	2	1:41.130	21.095	32.983	47.052	271.4	1:05:42.770
33	2	1:41.328	21.119	33.028	47.181	271.4	1:05:39.187	35	2	1:42.450	21.935	33.186	47.329	273.4	1:07:25.220
34	2	3:16.571 B	21.914	33.835	2:20.822	270.7	1:08:55.758	36	2	1:41.149	21.083	33.115	46.951	272.0	1:09:06.369
35	3	2:04.099	38.925	35.627	49.547	170.9	1:10:59.857	37	2	1:40.653	21.064	32.793	46.796	271.4	1:10:47.022
36	3	1:46.230	21.725	34.775	49.730	270.7	1:12:46.087	17 COOL Racing Ligier JS P320 - Nissan 1.Maurice SMITH 3.Malthe JAKOBSEN LMP3 2.Michael BENHAM							
37	3	1:45.803	21.949	34.707	49.147	269.3	1:14:31.890	1	3	2:53.733	1:28.174	36.211	49.348	157.7	2:53.733
38	3	1:45.380	21.853	34.253	49.274	268.7	1:16:17.270	2	3	1:38.666	20.696	31.878	46.092	271.4	4:32.399
39	3	1:44.805	21.764	34.460	48.581	269.3	1:18:02.075	3	3	1:47.749	20.515	31.591	55.643	272.7	6:20.148
40	3	1:47.512	21.719	34.534	51.259	269.3	1:19:49.587	4	3	6:15.423 B	20.399	31.594	5:23.430	274.1	12:35.571
41	3	1:44.287	21.679	34.203	48.405	271.4	1:21:33.874	5	1	2:01.515	37.883	35.272	48.360	179.7	14:37.086
42	3	1:44.624	21.889	34.281	48.454	270.0	1:23:18.498	6	1	1:43.865	21.876	33.741	48.248	269.3	16:20.951
43	3	1:45.284	21.973	34.215	49.096	270.7	1:25:03.782	7	1	1:42.953	21.519	33.544	47.890	269.3	18:03.904
44	3	1:44.229	21.987	34.074	48.168	268.0	1:26:48.011	8	1	1:43.467	21.711	34.021	47.735	269.3	19:47.371
45	3	1:44.113	21.584	33.861	48.668	270.7	1:28:32.124	9	1	1:44.465	21.411	33.315	49.739	270.0	21:31.836
15 RLR M Sport Ligier JS P320 - Nissan 1.Horst FELBERMAYR JR 3.Austin MCCUSKER LMP3 2.Valentino CATALANO															
1	3	3:07.178	1:43.589	35.015	48.574	181.2	3:07.178	10	1	1:44.755	22.263	34.269	48.223	269.3	23:16.591
11 1 1:45.449 21.608 34.954 48.887 270.7 25:02.040 12 1 1:44.951 21.550 34.773 48.628 271.4 26:46.991 13 1 1:43.637 21.522 33.492 48.623 272.7 28:30.628 14 1 1:43.644 21.604 33.465 48.575 272.0 30:14.272															





EUROPEAN LE MANS SERIES

4 Hours of Imola

Free Practice 1

Sector Analysis

Lap under Red Flag Invalidated Lap Personal Best Session Best B Crossing the pit lane

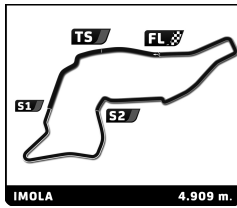
Lap	D	Time	Sector 1	Sector 2	Sector 3	T. Spd	Elapsed	Lap	D	Time	Sector 1	Sector 2	Sector 3	T. Spd	Elapsed
15	1	1:42.864	21.687	33.322	47.855	272.0	31:57.136	22	2	1:42.894	21.539	33.551	47.801	266.7	41:03.580
16	1	1:42.436	21.575	33.282	47.579	272.0	33:39.572	23	2	1:43.008	21.509	33.719	47.780	268.7	42:46.588
17	1	1:44.136	21.433	33.531	49.172	272.0	35:23.708	24	2	1:43.860	21.823	34.086	47.951	267.3	44:30.448
18	1	1:42.383	21.418	33.172	47.793	272.7	37:06.091	25	2	1:42.873	21.479	33.847	47.547	268.0	46:13.321
19	1	3:39.947 B	21.346	33.577	2:45.024	272.0	40:46.038	26	2	1:42.409	21.385	33.429	47.595	267.3	47:55.730
20	2	2:04.257	37.152	36.925	50.180	182.1	42:50.295	27	2	1:42.793	21.424	33.586	47.783	266.7	49:38.523
21	2	1:45.712	21.938	34.874	48.900	270.0	44:36.007	28	2	3:34.563 B	21.317	33.638	2:39.608	266.0	53:13.086
22	2	1:45.981	22.090	34.539	49.352	273.4	46:21.988	29	1	2:10.766	37.271	35.716	57.779	176.8	55:23.852
23	2	1:44.751	22.040	34.086	48.625	259.0	48:06.739	30	1	3:28.202	41.910	1:08.065	1:38.227	122.6	58:52.054
24	2	1:43.625	21.463	33.727	48.435	272.0	49:50.364	31	1	1:56.636	32.363	34.928	49.345	184.3	1:00:48.690
25	2	1:43.544	21.477	33.790	48.277	272.7	51:33.908	32	1	1:48.134	22.158	34.625	51.351	264.7	1:02:36.824
26	2	1:42.894	21.415	33.533	47.946	273.4	53:16.802	33	1	1:46.822	21.806	35.519	49.497	267.3	1:04:23.646
27	2	1:42.919	21.354	33.589	47.976	272.7	54:59.721	34	1	1:46.661	22.659	34.557	49.445	267.3	1:06:10.307
28	2	3:01.946	23.720	1:00.823	1:37.403	163.6	58:01.667	35	1	1:45.206	22.377	34.153	48.676	267.3	1:07:55.513
29	2	2:20.917	54.304	38.277	48.336	81.9	1:00:22.584	36	1	1:47.502	21.722	36.678	49.102	266.7	1:09:43.015
30	2	1:43.547	21.629	33.486	48.432	270.7	1:02:06.131	37	1	1:45.396	21.960	34.623	48.813	266.0	1:11:28.411
31	2	1:42.797	21.373	33.646	47.778	271.4	1:03:48.928	38	1	3:19.855 B	22.053	35.539	2:22.263	266.0	1:14:48.266
32	2	1:42.831	21.369	33.513	47.949	272.0	1:05:31.759	39	3	1:59.496	36.047	34.182	49.267	181.2	1:16:47.762
33	2	2:35.901	1:10.951	36.258	48.692	273.4	1:08:07.660	40	3	1:45.090	22.083	35.520	47.487	268.0	1:18:32.852
34	2	3:20.016 B	21.614	34.647	2:23.755	272.0	1:11:27.676	41	3	3:31.140 B	25.116	34.057	2:31.967	268.0	1:22:03.992
35	3	1:56.459	36.000	33.397	47.062	183.4	1:13:24.135	42	3	1:57.950	35.864	33.619	48.467	182.1	1:24:01.942
36	3	1:41.107	21.492	32.884	46.731	274.8	1:15:05.242	43	3	1:42.526	21.568	33.372	47.586	267.3	1:25:44.468
37	3	1:40.637	20.937	32.766	46.934	272.0	1:16:45.879	44	3	1:42.269	21.464	33.510	47.295	267.3	1:27:26.737
38	3	1:41.910	21.925	32.900	47.085	274.1	1:18:27.789								
39	3	1:41.173	20.934	33.049	47.190	273.4	1:20:08.962								
40	3	1:41.593	21.191	32.605	47.797	273.4	1:21:50.555								
41	3	1:40.922	21.026	33.066	46.830	272.7	1:23:31.477								
42	3	1:40.998	21.408	32.661	46.929	272.7	1:25:12.475								
43	3	1:41.815	21.236	33.415	47.164	273.4	1:26:54.290								

18	Absolute Racing	Porsche 911 RSR - 19					
	1. Andrew HARYANTO	3. Alessio PICARIELLO	LMGTE				
	2. Martin RUMP						
1	3	2:16.632	50.147	34.669	51.816	160.2	2:16.632
2	3	1:41.804	21.480	33.199	47.125	266.7	3:58.436
3	3	1:41.898	21.477	33.259	47.162	266.0	5:40.334
4	3	1:42.041	21.524	33.355	47.162	266.0	7:22.375
5	3	1:43.591	21.427	34.120	48.044	265.4	9:05.966
6	3	1:41.801	21.476	33.277	47.048	266.0	10:47.767
7	3	1:41.833	21.513	33.295	47.025	265.4	12:29.600
8	3	2:57.583 B	21.508	33.443	2:02.632	265.4	15:27.183
9	3	1:58.783	36.649	34.127	48.007	177.9	17:25.966
10	3	1:42.333	21.597	33.431	47.305	264.1	19:08.299
11	3	1:42.462	21.667	33.419	47.376	266.7	20:50.761
12	3	1:42.643	21.628	33.768	47.247	264.7	22:33.404
13	3	1:42.150	21.705	33.297	47.148	265.4	24:15.554
14	3	1:42.203	21.586	33.397	47.220	266.7	25:57.757
15	3	1:44.372	21.664	33.315	49.393	265.4	27:42.129
16	3	1:42.268	21.517	33.483	47.268	266.7	29:24.397
17	3	1:41.995	21.467	33.381	47.147	266.7	31:06.392
18	3	2:47.652 B	21.841	34.022	1:51.789	268.0	33:54.044
19	2	2:00.321	36.663	35.154	48.504	177.3	35:54.365
20	2	1:43.332	21.553	33.544	48.235	266.7	37:37.697
21	2	1:42.992	21.753	33.502	47.737	266.7	39:20.689

19	Algarve Pro Racing	Oreca 07 - Gibson				
	1. Sophia FLÖRSCH	2. Bent VISCAAL	LMP2			

1	1	13:58.652	...	32.381	46.448	186.5	13:58.652
2	1	1:35.949	19.682	30.246	46.021	283.5	15:34.601
3	1	1:35.574	19.811	30.464	45.299	284.2	17:10.175
4	1	1:35.521	20.332	30.616	44.573	279.8	18:45.696
5	1	1:35.103	19.992	30.661	44.450	288.0	20:20.799
6	1	1:54.315 B	19.792	31.874	1:02.649	287.2	22:15.114
7	1	6:38.138	5:22.142	31.271	44.725	195.3	28:53.252
8	1	1:37.383	20.194	32.133	45.056	285.0	30:30.635
9	1	1:36.908	20.196	31.859	44.853	284.2	32:07.543
10	1	1:35.675	20.381	31.001	44.293	284.2	33:43.218
11	1	1:54.118 B	19.942	31.547	1:02.629	286.5	35:37.336
12	1	1:54.767	34.660	33.434	46.673	197.4	37:32.103
13	1	1:53.773 B	19.814	31.306	1:02.653	288.0	39:25.876
14	2	2:30.819	1:13.725	32.044	45.050	193.9	41:56.695
15	2	1:36.198	20.252	31.085	44.861	282.7	43:32.893
16	2	1:35.284	19.959	30.897	44.428	285.7	45:08.177
17	2	1:53.879 B	20.051	31.542	1:02.286	285.0	47:02.056
18	2	4:02.568	2:43.312	31.469	47.787	197.4	51:04.624
19	2	1:41.521	20.811	31.789	48.921	285.7	52:46.145
20	2	1:36.948	21.399	30.841	44.708	284.2	54:23.093
21	2	2:24.900 B	19.843	32.124	1:32.933	285.0	56:47.993
22	2	4:40.376	3:13.334	40.763	46.279	195.3	1:01:28.369
23	2	1:35.701	19.947	30.707	45.047	282.7	1:03:04.070
24	2	1:36.081	20.097	30.805	45.179	286.5	1:04:40.151
25	2	1:36.795	19.965	31.294	45.536	284.2	1:06:16.946
26	2	1:55.223 B	22.047	30.985	1:02.191	247.7	1:08:12.169
27	1	4:10.183	2:48.834	34.650	46.699	195.3	1:12:22.352





EUROPEAN LE MANS SERIES

4 Hours of Imola

Free Practice 1

Sector Analysis

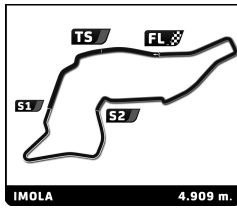
Lap under Red Flag Invalidated Lap Personal Best Session Best Crossing the pit lane

Lap	D	Time	Sector 1	Sector 2	Sector 3	T. Spd	Elapsed	Lap	D	Time	Sector 1	Sector 2	Sector 3	T. Spd	Elapsed
2	3	1:34.065	19.853	30.060	44.152	282.0	3:40.461	12	3	1:59.587 B	21.162	32.764	1:05.661	272.7	25:22.106
3	3	1:33.723	19.642	30.074	44.007	285.0	5:14.184	13	3	2:38.196 B	35.615	33.489	1:29.092	186.2	28:00.302
4	3	1:59.304 B	20.793	31.896	1:06.615	274.8	7:13.488	14	3	1:56.069	35.775	32.914	47.380	186.2	29:56.371
5	3	3:59.145	2:43.824	30.902	44.419	194.6	11:12.633	15	3	1:42.597	21.270	34.234	47.093	272.0	31:38.968
6	3	1:35.950	20.376	31.326	44.248	285.0	12:48.583	16	3	1:41.434	21.122	32.898	47.414	274.1	33:20.402
7	3	1:34.815	19.931	30.277	44.607	282.0	14:23.398	17	3	1:41.814	21.185	32.501	48.128	272.7	35:02.216
8	3	1:35.311	20.718	30.366	44.227	280.5	15:58.709	18	3	1:42.263	21.206	33.422	47.635	274.8	36:44.479
9	3	1:39.086	20.689	31.412	46.985	282.0	17:37.795	19	3	1:40.685	21.136	32.443	47.106	274.1	38:25.164
10	3	1:34.366	19.858	30.337	44.171	279.8	19:12.161	20	3	1:40.180	21.026	32.380	46.774	274.1	40:05.344
11	3	1:54.976 B	19.965	31.105	1:03.906	281.2	21:07.137	21	3	1:40.585	21.038	32.532	47.015	274.1	41:45.929
12	1	2:54.270	1:32.599	34.934	46.737	187.5	24:01.407	22	3	1:59.299 B	21.068	32.657	4:25.574	273.4	47:05.228
13	1	1:40.349	20.667	32.569	47.113	279.8	25:41.756	23	2	2:02.559	37.398	36.771	48.390	163.9	49:07.787
14	1	1:41.089	20.550	33.232	47.307	281.2	27:22.845	24	2	1:44.853	21.507	34.355	48.991	274.8	50:52.640
15	1	1:42.171	20.825	33.300	48.046	281.2	29:05.016	25	2	1:52.889	21.850	34.779	56.260	274.8	52:45.529
16	1	1:39.093	20.507	32.101	46.485	282.7	30:44.109	26	2	1:44.860	22.894	33.852	48.114	265.4	54:30.389
17	1	1:39.763	20.416	32.020	47.327	282.7	32:23.872	27	2	2:29.651	21.588	34.161	1:33.902	273.4	57:00.040
18	1	1:39.218	20.833	32.697	45.688	282.7	34:03.090	28	2	2:53.046	54.258	1:07.580	51.208	82.0	59:53.086
19	1	1:39.671	20.128	32.528	47.015	284.2	35:42.761	29	2	1:43.348	21.624	33.738	47.986	270.0	1:01:36.434
20	1	2:01.467 B	21.116	32.776	1:07.575	282.0	37:44.228	30	2	2:57.395 B	21.526	33.736	2:02.133	272.7	1:04:33.829
21	1	5:52.545	4:34.089	32.292	46.164	193.2	43:36.773	31	1	2:01.150	39.140	33.967	48.043	161.2	1:06:34.979
22	1	1:38.796	20.211	32.535	46.050	282.0	45:15.569	32	1	1:43.284	21.501	34.156	47.627	273.4	1:08:18.263
23	1	1:38.161	20.314	31.550	46.297	284.2	46:53.730	33	1	1:43.982	21.358	34.734	47.890	274.1	1:10:02.245
24	1	1:38.208	20.233	31.845	46.130	282.7	48:31.938	34	1	1:45.099	21.953	34.265	48.881	268.0	1:11:47.344
25	1	1:39.530	21.326	32.359	45.845	285.0	50:11.468	35	1	1:44.838	22.412	34.902	47.524	275.5	1:13:32.182
26	1	1:41.397	20.797	34.245	46.355	284.2	51:52.865	36	1	1:41.908	21.315	33.078	47.515	272.7	1:15:14.090
27	1	1:38.175	20.664	31.848	45.663	282.0	53:31.040	37	1	3:18.474 B	21.473	33.216	2:23.785	273.4	1:18:32.564
28	1	7:10.195 B	20.790	5:25.197	1:24.208	281.2	1:00:41.235	38	3	1:57.807	36.261	33.655	47.891	184.9	1:20:30.371
29	2	9:39.694	8:20.847	32.887	45.960	192.9	1:10:20.929	39	3	1:43.252	21.852	33.562	47.838	262.8	1:22:13.623
30	2	1:37.999	20.442	31.637	45.920	280.5	1:11:58.928	40	3	1:41.930	21.323	33.241	47.366	273.4	1:23:55.553
31	2	1:38.827	20.351	32.424	46.052	282.7	1:13:37.755	41	3	1:42.125	21.209	32.958	47.958	273.4	1:25:37.678
32	2	1:38.267	20.444	32.605	45.218	282.0	1:15:16.022	42	3	1:41.527	21.305	32.807	47.415	272.0	1:27:19.205
33	2	1:39.252	21.866	31.862	45.524	283.5	1:16:55.274								
34	2	1:38.216	20.478	31.802	45.936	282.7	1:18:33.490								
35	2	1:37.873	20.567	31.649	45.657	284.2	1:20:11.363								
36	2	1:37.651	20.616	31.332	45.703	285.0	1:21:49.014								
37	2	1:37.523	20.264	32.242	45.017	282.0	1:23:26.537								
38	2	1:56.470 B	20.425	32.068	1:03.977	282.7	1:25:23.007								
39	3	2:27.770	1:10.899	31.790	45.081	193.2	1:27:50.777								
40	3	3:06.093 B	20.090	45.370	2:00.633	282.0	1:30:56.870								

27		COOL Racing		Ligier JS P320 - Nissan		LMP3	
		1. Nicolas MAULINI		3. Antoine DOQUIN			
		2. Jean-Ludovic FOUBERT					
1	1	2:55.741	1:28.936	35.950	50.855	172.0	2:55.741
2	1	1:39.130	21.039	32.046	46.045	271.4	4:34.871
3	1	1:39.220	20.995	31.919	46.306	272.7	6:14.091
4	1	4:49.978 B	20.906	34.131	3:54.941	274.8	11:04.069
5	3	2:00.478	36.829	34.489	49.160	183.4	13:04.547
6	3	1:43.089	21.446	33.727	47.916	270.0	14:47.636
7	3	1:41.845	21.294	32.986	47.565	270.7	16:29.481
8	3	1:40.926	21.274	32.695	46.957	269.3	18:10.407
9	3	1:41.399	21.319	33.171	46.909	272.7	19:51.806
10	3	1:40.952	21.090	32.800	47.062	274.1	21:32.758
11	3	1:49.761	21.548	38.216	49.997	274.8	23:22.519

28		IDEC Sport		Oreca 07 - Gibson		LMP2	
		1. Paul LAFARGUE		3. Patrick PILET			
		2. Paul Loup CHATIN					
1	2	2:03.066	42.035	33.222	47.809	128.3	2:03.066
2	2	1:33.827	19.742	29.897	44.188	281.2	3:36.893
3	2	1:42.335	21.210	31.066	50.059	286.5	5:19.228
4	2	4:42.464 B	19.537	30.109	3:52.818	285.7	10:01.692
5	3	2:00.841	36.649	37.749	46.443	195.3	12:02.533
6	3	1:35.241	20.117	30.718	44.406	280.5	13:37.774
7	3	1:34.526	19.887	30.465	44.174	281.2	15:12.300
8	3	1:34.911	19.971	30.314	44.626	281.2	16:47.211
9	3	1:36.557	19.962	31.325	45.270	283.5	18:23.768
10	3	1:35.437	19.814	30.655	44.968	282.7	19:59.205
11	3	1:35.276	19.891	31.124	44.261	284.2	21:34.481
12	3	1:37.765	20.056	32.078	45.631	283.5	23:12.246
13	3	7:20.445 B	19.986	31.113	6:29.346	282.7	30:32.691
14	3	1:51.430	35.657	30.831	44.942	194.9	32:24.121
15	3	1:36.506	21.009	31.177	44.320	285.0	34:00.627
16	3	1:37.069	21.314	31.468	44.287	285.7	35:37.696
17	3	1:34.017	19.744	30.236	44.037	283.5	37:11.713
18	3	1:35.439	19.844	30.236	45.359	284.2	38:47.152
19	3	2:52.050 B	19.934	30.730	2:01.386	283.5	41:39.202





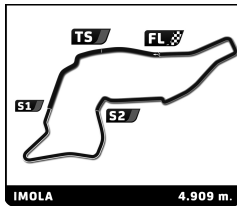
EUROPEAN LE MANS SERIES
4 Hours of Imola
Free Practice 1

Sector Analysis

Lap under Red Flag Invalidated Lap Personal Best Session Best Crossing the pit lane

Lap	D	Time	Sector 1	Sector 2	Sector 3	T. Spd	Elapsed	Lap	D	Time	Sector 1	Sector 2	Sector 3	T. Spd	Elapsed
20	1	1:55.346	35.577	32.515	47.254	194.6	43:34.548	28	1	19:50.412 B	21.206	35.493	...	288.0	1:14:07.671
21	1	1:38.096	20.387	31.827	45.882	282.0	45:12.644	29	2	1:53.062	35.639	31.662	45.761	194.2	1:16:00.733
22	1	1:37.750	20.169	31.976	45.605	284.2	46:50.394	30	2	1:36.926	20.093	32.205	44.628	285.7	1:17:37.659
23	1	1:38.807	20.219	31.991	46.597	283.5	48:29.201	31	2	1:36.181	19.826	31.439	44.916	287.2	1:19:13.840
24	1	1:39.181	20.271	31.599	47.311	283.5	50:08.382	32	2	2:29.799 B	21.721	30.672	1:37.406	288.0	1:21:43.639
25	1	1:37.681	20.112	31.615	45.954	284.2	51:46.063	33	1	1:53.151	34.967	32.541	45.643	197.1	1:23:36.790
26	1	1:36.670	20.207	31.239	45.224	282.7	53:22.733	34	1	1:36.658	20.216	31.327	45.115	285.7	1:25:13.448
27	1	1:37.160	20.081	31.805	45.274	282.7	54:59.893	35	1	1:38.904	20.429	32.199	46.276	287.2	1:26:52.352
28	1	6:40.860 B	21.916	57.874	5:21.070	208.1	1:01:40.753	36	1	1:37.394	20.211	31.120	46.063	284.2	1:28:29.746
29	1	1:53.669	35.220	32.152	46.297	193.5	1:03:34.422	31 TDS Racing x Vaillante Oreca 07 - Gibson							
30	1	1:37.056	20.345	31.629	45.282	282.0	1:05:11.478	1.Philippe CIMADOMO LMP2 P/A							
31	1	1:36.627	20.076	31.618	44.933	284.2	1:06:48.105	2.Mathias BECHE 3.Tijmen VAN DER HELM							
32	1	1:36.840	20.113	31.822	44.905	282.7	1:08:24.945	1	2	2:10.051	45.333	33.351	51.367	171.7	2:10.051
33	1	1:38.012	19.995	31.285	46.732	285.0	1:10:02.957	2	2	1:33.485	19.744	29.942	43.799	285.7	3:43.536
34	1	1:41.358	21.277	33.159	46.922	285.7	1:11:44.315	3	2	1:33.531	19.650	30.014	43.867	288.0	5:17.067
35	1	4:12.361 B	20.812	33.405	3:18.144	285.0	1:15:56.676	4	2	1:38.990	19.490	31.026	48.474	288.8	6:56.057
36	2	1:51.574	35.255	31.355	44.964	196.7	1:17:48.250	5	2	1:40.772	19.528	34.465	46.779	287.2	8:36.829
37	2	1:35.995	19.898	30.935	45.162	282.7	1:19:24.245	6	2	1:33.029	19.576	29.956	43.497	285.0	10:09.858
38	2	1:36.963	19.884	31.525	45.554	281.2	1:21:01.208	7	2	3:58.118 B	19.450	29.881	3:08.787	287.2	14:07.976
39	2	1:37.566	19.960	31.660	45.946	284.2	1:22:38.774	8	3	1:54.177	36.414	32.436	45.327	190.8	16:02.153
40	2	1:35.049	19.888	30.680	44.481	283.5	1:24:13.823	9	3	1:38.643	19.982	32.196	46.465	285.7	17:40.796
41	2	1:37.343	20.273	30.717	46.353	284.2	1:25:51.166	10	3	1:34.392	19.830	30.380	44.182	283.5	19:15.188
42	2	1:37.510	19.899	30.562	47.049	283.5	1:27:28.676	11	3	1:42.414	19.934	30.715	51.765	283.5	20:57.602
30 Duqueine Team Oreca 07 - Gibson															
1.Memo ROJAS LMP2							3.Richard BRADLEY								
2.Reshad DE GERUS															
1	2	2:29.340	1:08.041	32.830	48.469	194.6	2:29.340	12	3	1:35.391	19.776	30.411	45.204	284.2	22:32.993
2	2	1:34.674	19.900	30.867	43.907	288.0	4:04.014	13	3	1:35.722	19.861	30.481	45.380	285.0	24:08.715
3	2	1:36.382	20.334	31.762	44.286	288.0	5:40.396	14	3	1:36.236	20.043	31.862	44.331	284.2	25:44.951
4	2	1:33.793	19.704	29.755	44.334	285.7	7:14.189	15	3	1:36.659	19.987	31.278	45.394	285.7	27:21.610
5	2	1:42.526	19.622	38.622	44.282	284.2	8:56.715	16	3	1:36.115	20.044	30.941	45.130	279.8	28:57.725
6	2	1:34.057	19.604	30.074	44.379	285.7	10:30.772	17	3	1:37.997	20.014	32.097	45.886	285.7	30:35.722
7	2	1:34.142	19.947	30.322	43.873	287.2	12:04.914	18	3	1:36.075	19.838	30.895	45.342	285.0	32:11.797
8	2	1:34.023	19.749	30.235	44.039	286.5	13:38.937	19	3	1:35.907	19.842	30.722	45.343	285.0	33:47.704
9	2	8:54.176 B	19.759	31.096	8:03.321	287.2	22:33.113	20	3	1:33.962	19.563	30.221	44.178	286.5	35:21.666
10	3	1:51.925	35.293	31.486	45.146	192.9	24:25.038	21	3	3:46.493 B	19.771	30.882	2:55.840	286.5	39:08.159
11	3	1:36.089	20.034	31.240	44.815	284.2	26:01.127	22	1	2:01.296	38.031	34.698	48.567	183.7	41:09.455
12	3	1:37.916	20.036	32.138	45.742	285.7	27:39.043	23	1	1:41.877	21.200	33.055	47.622	279.1	42:51.332
13	3	1:37.210	20.021	31.836	45.353	287.2	29:16.253	24	1	1:45.096	22.050	35.651	47.395	256.5	44:36.428
14	3	1:36.924	20.409	31.530	44.985	287.2	30:53.177	25	1	1:42.367	22.022	33.447	46.898	243.2	46:18.795
15	3	1:37.400	20.018	31.803	45.579	285.7	32:30.577	26	1	1:43.060	21.684	34.150	47.226	284.2	48:01.855
16	3	1:39.320	20.162	33.329	45.829	286.5	34:09.897	27	1	1:42.926	21.077	33.945	47.904	288.0	49:44.781
17	3	1:36.804	20.632	30.907	45.265	286.5	35:46.701	28	1	1:41.388	20.793	32.938	47.657	284.2	51:26.169
18	3	3:32.619 B	20.014	31.863	2:40.742	287.2	39:19.320	29	1	1:41.043	21.141	33.121	46.781	280.5	53:07.212
19	1	1:55.266	36.405	32.781	46.080	179.7	41:14.586	30	1	5:31.020 B	20.779	32.668	4:37.573	282.7	58:38.232
20	1	1:38.094	20.654	31.568	45.872	287.2	42:52.680	31	2	1:59.455	40.700	31.780	46.975	84.6	1:00:37.687
21	1	1:39.467	20.881	33.017	45.569	285.7	44:32.147	32	2	1:36.285	20.162	31.048	45.075	285.0	1:02:13.972
22	1	1:37.619	20.024	31.982	45.613	285.7	46:09.766	33	2	1:36.586	19.928	31.800	44.858	286.5	1:03:50.558
23	1	1:37.378	20.122	32.125	45.131	286.5	47:47.144	34	2	1:36.037	20.081	31.257	44.699	286.5	1:05:26.595
24	1	1:36.233	20.059	31.115	45.059	286.5	49:23.377	35	2	1:35.029	19.797	30.961	44.271	286.5	1:07:01.624
25	1	1:40.219	20.069	31.411	48.739	286.5	51:03.596	36	2	1:34.948	19.742	30.599	44.607	286.5	1:08:36.572
26	1	1:36.140	20.098	31.076	44.966	285.0	52:39.736	37	2	1:34.800	19.856	30.485	44.459	286.5	1:10:11.372
27	1	1:37.523	20.013	31.024	46.486	285.7	54:17.259	38	2	1:37.527	19.793	31.004	46.730	288.8	1:11:48.899
								39	2	3:15.613 B	20.585	31.292	2:23.736	288.0	1:15:04.512
								40	1	1:58.239	37.787	33.361	47.091	175.9	1:17:02.751
								41	1	1:40.536	20.824	32.655	47.057	284.2	1:18:43.287





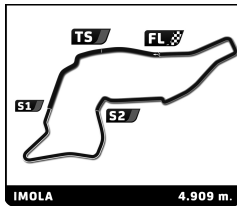
EUROPEAN LE MANS SERIES
4 Hours of Imola
Free Practice 1

Sector Analysis

Lap under Red Flag Invalidated Lap Personal Best Session Best B Crossing the pit lane

Lap	D	Time	Sector 1	Sector 2	Sector 3	T. Spd	Elapsed	Lap	D	Time	Sector 1	Sector 2	Sector 3	T. Spd	Elapsed
42	1	1:42.481	20.931	33.484	48.066	286.5	1:20:25.768	2	3	2:04.480	36.105	33.803	54.572	177.6	7:58.020
43	1	1:39.062	20.878	32.098	46.086	285.0	1:22:04.830	3	3	1:43.560	21.910	33.812	47.838	259.6	9:41.580
44	1	1:40.210	21.204	32.657	46.349	287.2	1:23:45.040	4	3	1:42.694	21.708	33.425	47.561	260.2	11:24.274
45	1	1:41.194	20.600	33.460	47.134	288.8	1:25:26.234	5	3	1:46.308	21.788	34.024	50.496	262.1	13:10.582
46	1	1:42.079	20.948	34.398	46.733	287.2	1:27:08.313	6	3	1:46.830	21.738	33.836	51.256	261.5	14:57.412
32 Rinaldi Racing 1. Pierre EHRET 2. Nicolas VARRONE 3. Gabriele LANCIERI Ferrari 488 GTE Evo LMGT E								7 3 1:47.307 21.975 34.063 51.269 260.2 16:44.719 8 3 1:45.116 21.751 34.583 48.782 261.5 18:29.835 9 3 5:37.211 B 22.963 34.323 4:39.925 260.2 24:07.046 10 1 2:04.088 38.123 36.321 49.644 175.0 26:11.134 11 1 1:46.824 22.517 35.049 49.258 260.2 27:57.958 12 1 1:47.889 22.536 36.081 49.272 259.0 29:45.847 13 1 1:46.938 22.611 35.022 49.305 260.9 31:32.785 14 1 1:47.329 22.460 35.752 49.117 259.6 33:20.114 15 1 1:47.624 22.999 35.332 49.293 251.2 35:07.738 16 1 1:46.367 22.303 35.054 49.010 260.2 36:54.105 17 1 1:47.966 22.835 35.066 50.065 252.9 38:42.071 18 1 3:03.643 B 22.737 35.170 2:05.736 260.9 41:45.714 19 1 2:03.564 36.993 36.257 50.314 177.6 43:49.278 20 1 1:48.571 22.503 35.584 50.484 261.5 45:37.849 21 1 1:47.775 22.740 35.423 49.612 260.9 47:25.624 22 1 1:47.487 22.551 35.502 49.434 259.0 49:13.111 23 1 5:28.507 B 22.408 35.706 4:30.393 260.2 54:41.618 24 2 4:25.128 B 45.656 1:08.255 2:31.217 132.0 59:06.746 25 2 2:03.001 37.949 35.067 49.985 172.0 1:01:09.747 26 2 1:48.147 22.090 35.147 50.910 260.2 1:02:57.894 27 2 1:45.425 22.076 34.490 48.859 260.9 1:04:43.319 28 2 1:44.722 21.975 34.325 48.422 260.9 1:06:28.041 29 2 1:45.039 22.128 34.134 48.777 260.9 1:08:13.080 30 2 1:44.423 22.050 33.977 48.396 259.6 1:09:57.503 31 2 1:46.584 22.697 35.092 48.795 260.2 1:11:44.087 32 2 1:45.322 22.302 34.154 48.866 261.5 1:13:29.409 33 2 1:44.663 22.079 34.069 48.515 260.2 1:15:14.072 34 2 3:44.380 B 22.438 34.431 2:47.511 262.1 1:18:58.452 35 1 2:08.789 39.558 35.714 53.517 177.6 1:21:07.241 36 1 1:47.773 22.777 35.243 49.753 262.1 1:22:55.014 37 1 1:48.412 22.786 35.558 50.068 260.9 1:24:43.426 38 1 1:48.380 22.895 35.864 49.621 259.6 1:26:31.806 39 1 1:49.144 22.596 36.264 50.284 260.2 1:28:20.950							
33 Rinaldi Racing 1. Christian HOOK 2. Oscar TUNJO 3. Fabrizio CRESTANI Ferrari 488 GTE Evo LMGT E								34 Racing Team Turkey 1. Salih YOLUC 2. Charlie EASTWOOD 3. Jack AITKEN Oreca 07 - Gibson LMP2 P/A							
1	2	5:53.540 B	3:10.333	34.112	2:09.095	174.8	5:53.540	1	3	1:56.152	30.589	32.252	53.311	193.2	1:56.152
								2	3	1:34.952	19.807	31.456	43.689	285.0	3:31.104
								3	3	1:35.872	19.536	30.143	46.193	287.2	5:06.976
								4	3	1:34.780	19.750	29.886	45.144	286.5	6:41.756
								5	3	1:33.830	19.837	29.973	44.020	288.0	8:15.586
								6	3	3:50.243 B 19.742	30.637	2:59.864	287.2	12:05.829	
								7	1	1:55.462	36.632	32.533	46.297	183.7	14:01.291
								8	1	1:37.124	20.357	31.416	45.351	282.0	15:38.415
								9	1	1:36.853	20.295	31.132	45.426	282.0	17:15.268
								10	1	1:36.441	20.229	31.051	45.161	282.0	18:51.709
								11	1	1:37.259	20.128	31.075	46.056	283.5	20:28.968
								12	1	1:38.895	21.192	31.715	45.988	285.7	22:07.863



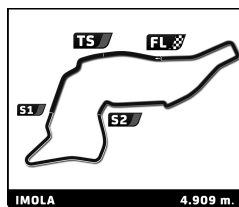


EUROPEAN LE MANS SERIES
4 Hours of Imola
Free Practice 1

Sector Analysis

Lap under Red Flag								Invalidated Lap		Personal Best		Session Best		B Crossing the pit lane								
Lap	D	Time	Sector 1	Sector 2	Sector 3	T. Spd	Elapsed	Lap	D	Time	Sector 1	Sector 2	Sector 3	T. Spd	Elapsed							
33	1	1:37.704	21.363	31.334	45.007	288.8	1:08:13.520	2	3	1:38.397	19.888	32.121	46.388	282.7	3:25.447							
34	1	1:35.562	20.098	30.700	44.764	287.2	1:09:49.082	3	3	1:34.263	19.540	30.467	44.256	286.5	4:59.710							
35	1	1:35.886	19.976	30.794	45.116	285.7	1:11:24.968	4	3	1:36.966	19.479	31.157	46.330	287.2	6:36.676							
36	1	3:17.218 B	19.923	31.105	2:26.190	287.2	1:14:42.186	5	3	4:44.791 B	19.595	1:24.880	3:00.316	286.5	11:21.467							
37	3	1:51.566	34.912	31.429	45.225	198.9	1:16:33.752	6	2	1:52.289	35.199	31.614	45.476	193.9	13:13.756							
38	3	1:36.455	20.410	31.150	44.895	287.2	1:18:10.207	7	2	1:38.481	20.802	31.949	45.730	267.3	14:52.237							
39	3	1:35.097	19.835	30.584	44.678	286.5	1:19:45.304	8	2	1:37.189	20.228	31.379	45.582	283.5	16:29.426							
40	3	1:35.659	19.793	31.135	44.731	286.5	1:21:20.963	9	2	1:36.285	20.122	31.104	45.059	283.5	18:05.711							
41	3	1:34.677	19.751	30.479	44.447	287.2	1:22:55.640	10	2	1:36.154	20.092	31.577	44.485	282.0	19:41.865							
42	3	1:35.077	19.829	30.978	44.270	288.8	1:24:30.717	11	2	1:49.382	20.107	32.037	57.238	285.0	21:31.247							
40 Graff Racing 1. Eric TROUILLET 2. Sébastien PAGE 3. David DROUX Oreca 07 - Gibson LMP2 P/A								12								2	1:37.127	20.377	31.255	45.495	282.7	23:08.374
1								3	5:42.055	3:42.007	34.291	1:25.757	192.5	5:42.055	13	2	1:40.444	22.863	31.762	45.819	285.0	24:48.818
2								3	1:38.389	21.410	31.584	45.395	273.4	7:20.444	14	2	1:37.257	20.206	30.742	46.309	282.7	26:26.075
3								3	1:41.829	20.137	34.551	47.141	279.8	9:02.273	15	2	1:35.381	19.981	30.879	44.521	282.7	28:01.456
4								3	1:34.945	20.020	30.485	44.440	282.0	10:37.218	16	2	1:37.653	19.886	33.219	44.548	284.2	29:39.109
5								3	1:41.781	19.997	33.224	48.560	285.7	12:18.999	17	2	1:36.590	19.912	31.118	45.560	285.7	31:15.699
6								3	4:15.492 B	20.574	31.050	3:23.868	283.5	16:34.491	18	2	1:37.332	19.968	32.050	45.314	283.5	32:53.031
7								1	1:55.906	36.198	32.995	46.713	191.8	18:30.397	19	2	1:36.724	20.640	31.150	44.934	284.2	34:29.755
8								1	1:40.348	21.177	32.928	46.243	269.3	20:10.745	20	2	9:37.835 B	19.891	32.858	8:45.086	285.7	44:07.590
9								1	1:38.188	20.551	31.926	45.711	284.2	21:48.933	21	1	1:56.939	36.762	33.068	47.109	189.1	46:04.529
10								1	1:41.716	21.781	33.596	46.339	284.2	23:30.649	22	1	1:38.257	20.609	32.231	45.417	282.7	47:42.786
11								1	1:42.871	21.095	33.795	47.981	285.0	25:13.520	23	1	1:37.517	20.405	31.508	45.604	284.2	49:20.303
12								1	1:39.894	20.599	32.047	47.248	285.0	26:53.414	24	1	1:38.020	20.255	31.504	46.261	283.5	50:58.323
13								1	1:40.452	20.642	33.370	46.440	285.0	28:33.866	25	1	1:37.906	20.388	31.490	46.028	282.7	52:36.229
14								1	4:10.440 B	20.594	32.595	3:17.251	285.7	32:44.306	26	1	1:39.134	20.387	31.952	46.795	282.0	54:15.363
15								2	1:55.889	35.892	33.081	46.916	192.5	34:40.195	27	1	2:14.456	20.879	33.824	1:19.753	279.8	56:29.819
16								2	1:40.497	20.436	32.756	47.305	285.7	36:20.692	28	1	3:03.478	53.998	1:07.788	1:01.692	82.4	59:33.297
17								2	1:40.576	21.268	32.504	46.804	283.5	38:01.268	29	1	1:37.783	20.884	31.502	45.397	279.1	1:01:11.080
18								2	1:39.947	20.960	32.803	46.184	283.5	39:41.215	30	1	1:38.196	20.850	32.102	45.244	285.0	1:02:49.276
19								2	1:40.011	21.034	32.754	46.223	285.7	41:21.226	31	1	1:40.057	20.423	33.676	45.958	285.7	1:04:29.333
20								2	1:40.689	20.477	33.146	47.066	286.5	43:01.915	32	1	1:38.988	20.271	32.796	45.921	284.2	1:06:08.321
21								2	1:40.147	20.740	33.306	46.101	285.7	44:42.062	33	1	1:41.103	21.551	31.910	47.642	285.7	1:07:49.424
22								2	1:40.083	20.350	32.392	47.341	286.5	46:22.145	34	1	1:37.027	20.369	31.563	45.095	282.7	1:09:26.451
23								2	3:56.892 B	20.736	32.443	3:03.713	284.2	50:19.037	35	1	1:37.903	20.372	31.927	45.604	285.7	1:11:04.354
24								1	1:58.982	38.267	33.669	47.046	190.5	52:18.019	36	1	11:45.898 B	20.748	31.573	...	284.2	1:22:50.252
25								1	1:40.233	20.876	32.806	46.551	284.2	53:58.252	37	3	1:55.548	36.667	32.282	46.599	178.2	1:24:45.800
26								1	11:41.512 B	20.808	36.411	...	284.2	1:05:39.764	38	3	1:37.044	20.378	31.596	45.070	284.2	1:26:22.844
27								3	1:56.257	36.867	32.512	46.878	193.9	1:07:36.021	39	3	1:35.762	19.885	31.010	44.867	283.5	1:27:58.606
28								3	1:37.569	20.675	31.504	45.393	279.1	1:09:13.590	47 Algarve Pro Racing 1. John FALB 2. James ALLEN 3. Alexander PERONI Oreca 07 - Gibson LMP2 P/A							
29								3	1:37.708	20.943	31.444	45.321	285.0	1:10:51.298	1	3	2:15.253	47.760	32.804	54.689	183.4	2:15.253
30								3	7:19.578 B	19.997	31.225	6:28.356	285.7	1:18:10.876	2	3	1:33.562	19.665	30.138	43.759	284.2	3:48.815
31								2	2:00.244	36.063	34.223	49.958	191.5	1:20:11.120	3	3	1:32.845	19.406	29.929	43.510	285.7	5:21.660
32								2	1:40.636	20.830	33.269	46.537	282.7	1:21:51.756	4	3	1:39.398	22.946	31.259	45.193	287.2	7:01.058
33								2	1:41.350	20.774	32.894	47.685	287.2	1:23:33.106	5	3	1:57.140 B	19.537	33.853	1:03.750	285.7	8:58.198
34								2	1:39.489	20.592	32.527	46.370	285.7	1:25:12.595	6	1	3:53.254	2:34.794	32.495	45.965	196.7	12:51.452
35								2	1:41.016	20.704	32.435	47.877	284.2	1:26:53.611	7	1	1:39.279	22.011	31.893	45.375	283.5	14:30.731
36								2	1:41.981	21.323	32.626	48.032	284.2	1:28:35.592	8	1	1:37.359	20.491	31.389	45.479	283.5	16:08.090
43 Inter Europol Competition 1. David HEINEMEIER-HANS3. 2. Fabio SCHERER Oreca 07 - Gibson LMP2								9								1	1:37.096	20.492	31.489	45.115	284.2	17:45.186
1								3	1:47.050	28.019	32.378	46.653	184.0	1:47.050	10	1	1:37.442	20.351	31.880	45.211	284.2	19:22.628
								11								1	1:36.448	20.464	31.018	44.966	282.7	20:59.076
								12								1	1:38.157	20.518	32.421	45.218	284.2	22:37.233





EUROPEAN LE MANS SERIES

4 Hours of Imola

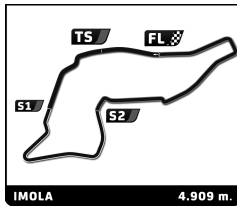
Free Practice 1

Sector Analysis

Lap under Red Flag Invalidated Lap Personal Best Session Best Crossing the pit lane

Lap	D	Time	Sector 1	Sector 2	Sector 3	T. Spd	Elapsed	Lap	D	Time	Sector 1	Sector 2	Sector 3	T. Spd	Elapsed
13	1	1:38.062	20.453	31.740	45.869	284.2	24:15.295	14	1	1:39.259	20.842	32.334	46.083	285.7	25:28.583
14	1	1:37.133	20.594	31.207	45.332	283.5	25:52.428	15	1	7:08.681 B	20.426	4:03.189	2:45.066	281.2	32:37.264
15	1	1:39.059	20.380	32.075	46.604	284.2	27:31.487	16	2	1:54.800	36.659	32.700	45.441	176.2	34:32.064
16	1	1:39.444	21.835	32.130	45.479	284.2	29:10.931	17	2	1:38.188	20.750	31.588	45.850	284.2	36:10.252
17	1	1:38.205	20.376	31.499	46.330	284.2	30:49.136	18	2	1:36.569	20.109	31.010	45.450	282.0	37:46.821
18	1	1:39.452	21.092	33.046	45.314	285.7	32:28.588	19	2	1:36.251	19.933	31.445	44.873	284.2	39:23.072
19	1	1:38.106	20.310	32.338	45.458	285.7	34:06.694	20	2	3:29.096 B	20.138	31.249	2:37.709	285.0	42:52.168
20	1	1:37.721	20.312	31.692	45.717	285.7	35:44.415	21	2	1:51.946	34.776	31.799	45.371	196.4	44:44.114
21	1	1:38.509	20.318	32.321	45.870	286.5	37:22.924	22	2	1:37.672	20.029	31.125	46.518	283.5	46:21.786
22	1	1:35.933	20.206	31.011	44.716	284.2	38:58.857	23	2	1:37.491	19.886	32.008	45.597	284.2	47:59.277
23	1	1:55.411 B	20.841	31.403	1:03.167	284.2	40:54.268	24	2	2:50.981 B	19.856	31.476	1:59.649	284.2	50:50.258
24	2	3:35.721	2:17.946	31.829	45.946	193.2	44:29.989	25	3	1:51.244	34.981	31.494	44.769	196.0	52:41.502
25	2	1:35.639	20.003	30.808	44.828	284.2	46:05.628	26	3	1:35.879	19.952	30.917	45.010	279.8	54:17.381
26	2	1:35.246	19.925	30.811	44.510	286.5	47:40.874	27	3	9:20.880 B	21.289	34.866	8:24.725	279.8	1:03:38.261
27	2	1:35.495	19.861	30.516	45.118	285.7	49:16.369	28	3	1:53.977	35.926	32.325	45.726	189.8	1:05:32.238
28	2	1:36.313	19.900	31.845	44.568	284.2	50:52.682	29	3	1:37.352	20.478	31.647	45.227	281.2	1:07:09.590
29	2	1:36.156	20.229	30.972	44.955	285.7	52:28.838	30	3	1:36.235	20.063	31.222	44.950	281.2	1:08:45.825
30	2	1:35.092	20.098	30.490	44.504	286.5	54:03.930	31	3	1:36.707	20.738	31.179	44.790	279.1	1:10:22.532
31	2	1:52.907	19.941	30.978	1:01.988	284.2	55:56.837	32	3	1:35.859	20.057	30.830	44.972	280.5	1:11:58.391
32	2	3:21.363	54.375	1:08.372	1:18.616	81.8	59:18.200	33	3	3:02.026 B	20.231	31.926	2:09.869	279.8	1:15:00.417
33	2	1:37.382	20.232	31.726	45.424	282.7	1:00:55.582	34	1	2:00.150	37.420	34.551	48.179	190.5	1:17:00.567
34	2	1:37.669	20.091	31.707	45.871	287.2	1:02:33.251	35	1	1:40.650	20.780	33.172	46.698	285.7	1:18:41.217
35	2	1:35.510	19.925	30.821	44.764	285.7	1:04:08.761	36	1	1:43.765	20.836	34.902	48.027	282.7	1:20:24.982
36	2	1:34.906	19.994	30.522	44.390	285.0	1:05:43.667	37	1	1:38.712	20.400	32.382	45.930	282.0	1:22:03.694
37	2	1:36.610	20.947	30.791	44.872	286.5	1:07:20.277	38	1	1:39.430	20.523	32.473	46.434	284.2	1:23:43.124
38	2	1:36.748	19.894	30.989	45.865	285.0	1:08:57.025	39	1	1:39.864	20.685	32.775	46.404	283.5	1:25:22.988
39	2	1:35.231	19.956	30.755	44.520	285.7	1:10:32.256	40	1	1:40.624	21.277	33.332	46.015	276.9	1:27:03.612
40	2	1:52.354 B	19.912	30.524	1:01.918	286.5	1:12:24.610	55 Spirit of Race Ferrari 488 GTE Evo							
41	3	3:16.962	1:59.237	31.775	45.950	194.2	1:15:41.572	1.Duncan CAMERON							
42	3	1:35.824	20.075	31.012	44.737	283.5	1:17:17.396	3.David PEREL							
43	3	1:35.718	19.893	30.977	44.848	283.5	1:18:53.114	LMGTE							
44	3	1:37.421	19.952	32.242	45.227	286.5	1:20:30.535	2.Matthew GRIFFIN							
45	3	1:39.185	20.181	33.589	45.415	286.5	1:22:09.720	1	2	2:36.336	1:12.868	34.782	48.686	171.2	2:36.336
46	3	1:36.470	19.961	31.669	44.840	287.2	1:23:46.190	2	2	1:43.575	21.922	33.602	48.051	261.5	4:19.911
47	3	1:38.833	20.029	33.581	45.223	288.8	1:25:25.023	3	2	1:45.932	21.906	34.132	49.894	262.8	6:05.843
48	3	1:38.710	20.142	32.784	45.784	286.5	1:27:03.733	4	2	1:56.616	22.262	37.993	56.361	264.7	8:02.459
49	3	1:59.668 B	20.326	30.749	1:08.593	289.5	1:29:03.401	5	2	1:44.785	21.804	34.285	48.696	261.5	9:47.244
51 Team Virage Oreca 07 - Gibson								1:43.084							
1.Rob HODES								21.707							
2.Gabriel AUBRY								33.610							
3.Jazeman JAAFAR								47.767							
LMP2 P/A								262.8							
1	3	1:50.063	28.990	32.158	48.915	181.5	1:50.063	7	2	1:42.770	21.497	33.599	47.674	263.4	13:13.098
2	3	1:35.704	20.077	30.870	44.757	280.5	3:25.767	8	2	2:03.103 B	23.382	34.233	1:05.488	262.8	15:16.201
3	3	1:37.003	19.984	31.579	45.440	279.8	5:02.770	9	1	3:14.737	1:47.384	37.145	50.208	138.5	18:30.938
4	3	1:35.472	19.866	30.614	44.992	280.5	6:38.242	10	1	1:46.256	22.793	34.584	48.879	262.1	20:17.194
5	3	1:33.796	19.882	30.296	43.618	279.1	8:12.038	11	1	1:46.450	22.292	34.567	49.591	263.4	22:03.644
6	3	3:38.817 B	19.911	31.931	2:46.975	283.5	11:50.855	12	1	1:51.934	22.568	34.717	54.649	260.9	23:55.578
7	1	1:59.163	37.787	33.791	47.585	191.8	13:50.018	13	1	1:46.548	22.639	34.736	49.173	260.2	25:42.126
8	1	1:39.791	21.117	32.496	46.178	279.8	15:29.809	14	1	1:48.551	23.599	36.363	48.589	260.9	27:30.677
9	1	1:40.282	20.755	32.704	46.823	279.8	17:10.091	15	1	1:48.296	22.493	37.074	48.729	261.5	29:18.973
10	1	1:39.563	21.054	32.671	45.838	282.0	18:49.654	16	1	1:46.955	22.199	35.384	49.372	260.2	31:05.928
11	1	1:38.655	20.445	32.227	45.983	281.2	20:28.309	17	1	2:02.269 B	22.148	34.910	1:05.211	261.5	33:08.197
12	1	1:39.351	20.505	32.681	46.165	282.0	22:07.660	18	1	3:40.542	2:13.230	37.230	50.082	173.9	36:48.739
13	1	1:41.664	21.246	33.000	47.418	283.5	23:49.324	19	1	1:44.968	22.405	34.470	48.093	262.1	38:33.707
								20							
								21							
								22							
								23							
								24							
								25							
								26							
								27							
								28							
								29							
								30							
								31							
								32							
								33							
								34							
								35							
								36							
								37							
								38							
								39							
								40							



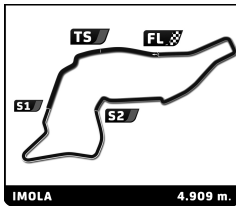


EUROPEAN LE MANS SERIES
4 Hours of Imola
Free Practice 1

Sector Analysis

Lap under Red Flag											Invalidated Lap	Personal Best	Session Best	B Crossing the pit lane	
Lap	D	Time	Sector 1	Sector 2	Sector 3	T. Spd	Elapsed	Lap	D	Time	Sector 1	Sector 2	Sector 3	T. Spd	Elapsed
24	1	3:04.189	1:39.545	35.355	49.289	173.1	49:00.636	30	2	3:43.065	58.573	1:07.428	1:37.064	81.9	58:59.529
25	1	1:45.368	22.205	34.316	48.847	262.1	50:46.004	31	2	1:49.923	27.686	34.129	48.108	212.6	1:00:49.452
26	1	1:44.763	22.093	34.197	48.473	262.1	52:30.767	32	2	1:45.325	21.908	34.465	48.952	261.5	1:02:34.777
27	1	1:44.592	22.070	34.049	48.473	262.1	54:15.359	33	2	1:43.521	21.840	33.906	47.775	261.5	1:04:18.298
28	1	2:26.727 B	22.453	34.707	1:29.567	260.9	56:42.086	34	2	1:42.847	21.811	33.542	47.494	260.9	1:06:01.145
29	3	5:45.616	4:20.641	33.919	51.056	175.0	1:02:27.702	35	2	1:44.908	22.709	33.977	48.222	262.8	1:07:46.053
30	3	1:43.732	21.884	33.843	48.005	260.9	1:04:11.434	36	2	1:43.493	21.770	33.755	47.968	262.1	1:09:29.546
31	3	1:43.002	21.703	33.460	47.839	261.5	1:05:54.436	37	2	1:42.632	21.699	33.474	47.459	262.8	1:11:12.178
32	3	1:47.162	24.328	33.540	49.294	240.0	1:07:41.598	38	2	1:42.542	21.704	33.530	47.308	262.8	1:12:54.720
33	3	1:43.415	21.839	33.715	47.861	260.9	1:09:25.013	39	2	1:42.470	21.623	33.446	47.401	262.8	1:14:37.190
34	3	1:45.088	21.753	34.331	49.004	262.1	1:11:10.101	40	2	1:42.267	21.799	33.959	47.509	262.1	1:16:20.457
35	3	1:42.794	21.728	33.449	47.617	260.9	1:12:52.895	41	2	1:43.015	21.690	33.537	47.788	263.4	1:18:03.472
36	3	1:59.422 B	21.825	33.621	1:03.976	260.9	1:14:52.317	42	2	3:27.401 B	21.666	34.040	2:31.695	262.8	1:21:30.873
37	3	2:54.163	1:32.379	33.954	47.830	178.2	1:17:46.480	43	1	2:05.771	38.002	36.956	50.813	175.0	1:23:36.644
38	3	1:42.852	21.688	33.672	47.492	260.2	1:19:29.332	44	1	1:44.617	22.003	34.116	48.498	262.8	1:25:21.261
39	3	1:42.460	21.666	33.235	47.559	261.5	1:21:11.792	45	1	1:52.991	21.996	40.991	50.004	260.2	1:27:14.252
40	3	1:51.324	21.660	33.327	56.337	261.5	1:23:03.116	60 Iron Lynx Ferrari 488 GTE Evo LMGT E							
41	3	1:47.326	21.717	33.544	52.065	261.5	1:24:50.442	1. Claudio SCHIAVONI 3. Davide RIGON							
42	3	1:42.812	21.669	33.241	47.902	261.5	1:26:33.254	2. Matteo CRESSONI							
43	3	1:55.616	21.770	39.594	54.252	262.1	1:28:28.870	1	2	4:53.659 B	1:22.009	35.229	2:56.421	177.0	4:53.659
44	3	3:37.750 B	48.419	1:07.275	1:42.056	82.1	1:32:06.620	2	2	1:59.020	36.076	34.748	48.196	180.0	6:52.679
57 Kessel Racing Ferrari 488 GTE Evo LMGT E															
1. Takeshi KIMURA 3. Mikkel JENSEN															
2. Frederik SCHANDORFF															
1	1	2:30.145	1:02.133	35.883	52.129	176.5	2:30.145	3	2	1:45.613	21.878	35.091	48.644	259.0	8:38.292
2	1	1:48.769	22.522	34.805	51.442	260.9	4:18.914	4	2	1:43.735	21.752	33.977	48.006	260.2	10:22.027
3	1	1:46.673	22.250	34.359	50.064	261.5	6:05.587	5	2	1:43.210	21.897	33.679	47.634	260.2	12:05.237
4	1	1:45.706	22.341	34.456	48.909	261.5	7:51.293	6	2	3:30.155 B	22.622	33.822	2:33.711	261.5	15:35.392
5	1	1:45.791	22.730	34.546	48.515	260.9	9:37.084	7	1	2:10.303	38.499	38.126	53.678	176.2	17:45.695
6	1	1:46.137	22.605	34.669	48.863	260.9	11:23.221	8	1	1:50.438	23.074	35.810	51.554	251.2	19:36.133
7	1	1:45.333	22.119	34.301	48.913	261.5	13:08.554	9	1	1:48.068	22.581	35.076	50.411	260.2	21:24.201
8	1	1:45.423	21.994	34.281	49.148	260.9	14:53.977	10	1	1:48.729	22.327	36.048	50.354	260.9	23:12.930
9	1	1:46.613	22.483	34.516	49.614	260.9	16:40.590	11	1	1:47.605	22.830	35.370	49.405	260.2	25:00.535
10	1	1:46.494	23.013	34.687	48.794	260.9	18:27.084	12	1	1:49.205	22.411	35.094	51.700	260.2	26:49.740
11	1	1:47.117	22.253	35.382	49.482	260.2	20:14.201	13	1	1:48.708	22.596	36.882	49.230	260.2	28:38.448
12	1	1:48.732	22.963	35.599	50.170	260.9	22:02.933	14	1	1:46.899	22.446	35.469	48.984	259.6	30:25.347
13	1	1:48.165	22.289	34.600	51.276	259.0	23:51.098	15	1	1:47.240	22.836	34.908	49.496	260.9	32:12.587
14	1	1:45.484	22.340	34.477	48.667	260.2	25:36.582	16	1	1:46.633	22.849	34.783	49.001	261.5	33:59.220
15	1	1:50.236	22.261	39.353	48.622	261.5	27:26.818	17	1	3:29.304 B	23.061	36.746	2:29.497	259.0	37:28.524
16	1	3:16.096 B	22.308	34.710	2:19.078	262.1	30:42.914	18	3	2:02.401	37.512	34.992	49.897	178.2	39:30.925
17	3	2:00.259	36.914	34.680	48.665	179.1	32:43.173	19	3	1:42.996	21.760	33.525	47.711	261.5	41:13.921
18	3	1:42.691	21.679	33.424	47.588	262.1	34:25.864	20	3	1:50.685	22.423	35.463	52.799	261.5	43:04.606
19	3	1:44.150	21.560	34.401	48.189	262.1	36:10.014	21	3	1:43.068	21.737	33.740	47.591	262.1	44:47.674
20	3	1:44.192	22.947	33.760	47.485	261.5	37:54.206	22	3	1:44.296	22.339	34.354	47.603	263.4	46:31.970
21	3	1:42.787	21.685	33.656	47.446	262.1	39:36.993	23	3	1:45.196	21.708	34.079	49.409	262.8	48:17.166
22	3	1:42.286	21.671	33.331	47.284	261.5	41:19.279	24	3	1:47.036	21.784	33.797	51.455	262.8	50:04.202
23	3	1:42.811	21.613	33.622	47.576	261.5	43:02.090	25	3	1:43.631	21.784	33.798	48.049	262.8	51:47.833
24	3	1:42.515	21.632	33.629	47.254	262.8	44:44.605	26	3	1:43.170	21.829	33.659	47.682	261.5	53:31.003
25	3	1:42.146	21.481	33.418	47.247	262.8	46:26.751	27	3	1:46.985	21.933	34.437	50.615	261.5	55:17.988
26	3	1:46.755	21.610	37.192	47.953	262.1	48:13.506	28	3	3:12.442	28.269	1:07.316	1:36.857	259.6	58:30.430
27	3	1:43.522	21.580	34.366	47.576	262.1	49:57.028	29	3	2:05.521	42.739	34.745	48.037	81.9	1:00:35.951
28	3	1:43.032	21.639	33.484	47.909	261.5	51:40.060	30	3	2:51.437 B	21.907	33.906	1:55.624	260.9	1:03:27.388
29	3	3:36.404 B	21.713	33.632	2:41.059	261.5	55:16.464	31	2	1:59.803	36.423	35.046	48.334	178.5	1:05:27.191
								32	2	1:44.245	21.859	34.124	48.262	261.5	1:07:11.436
								33	2	7:07.983 B	23.594	34.867	6:09.522	261.5	1:14:19.419
								34	1	2:05.466	38.982	36.846	49.638	155.6	1:16:24.885





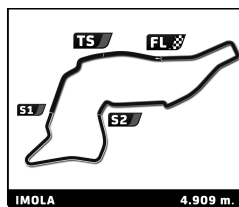
EUROPEAN LE MANS SERIES
4 Hours of Imola
Free Practice 1

Sector Analysis

Lap under Red Flag Invalidated Lap Personal Best Session Best Crossing the pit lane

Lap	D	Time	Sector 1	Sector 2	Sector 3	T. Spd	Elapsed	Lap	D	Time	Sector 1	Sector 2	Sector 3	T. Spd	Elapsed
35	1	2:03.281	34.929	37.148	51.204	259.6	1:18:28.166	45	3	1:35.242	19.856	31.092	44.294	285.7	1:27:53.542
36	1	1:48.872	22.795	35.189	50.888	259.6	1:20:17.038	66 JMW Motorsport 1. Giacomo PETROBELLI 3. Matthew PAYNE 2. Sean HUDSPETH Ferrari 488 GTE Evo LMGTE							
37	1	1:46.471	22.513	34.913	49.045	260.9	1:22:03.509								
38	1	1:47.676	22.502	35.775	49.399	262.1	1:23:51.185								
39	1	1:47.765	22.500	35.257	50.008	262.1	1:25:38.950								
40	1	1:47.212	22.691	35.214	49.307	260.9	1:27:26.162								
65 Panis Racing 1. Julien CANAL 2. Nicolas JAMIN 3. Job VAN UITERT Oreca 07 - Gibson LMP2	1	3	3:42.911	2:14.820	35.082	53.009	194.2		3:42.911						
	2	3	1:33.608	19.744	30.112	43.752	283.5		5:16.519						
	3	3	1:38.551	19.553	31.223	47.775	285.0		6:55.070						
	4	3	1:33.635	19.506	30.309	43.820	285.7		8:28.705						
	5	3	4:39.041 B	19.662	30.755	3:48.624	283.5		13:07.746						
	6	1	3:28.746 B	35.624	32.261	2:20.861	194.9	16:36.492							
	7	1	1:54.155	35.240	32.365	46.550	194.2	18:30.647							
	8	1	1:40.699	22.069	32.385	46.245	268.0	20:11.346							
	9	1	1:37.854	20.450	31.898	45.506	284.2	21:49.200							
	10	1	1:38.438	21.030	31.553	45.855	285.7	23:27.638							
11	1	1:38.492	20.741	31.913	45.838	285.0	25:06.130								
12	1	1:38.837	20.341	32.133	46.363	284.2	26:44.967								
13	1	1:36.367	20.241	31.130	44.996	284.2	28:21.334								
14	1	1:36.673	20.224	31.676	44.773	284.2	29:58.007								
15	1	1:36.888	20.111	32.013	44.764	286.5	31:34.895								
16	1	1:35.745	20.149	31.054	44.542	285.0	33:10.640								
17	1	1:38.153	21.739	31.669	44.745	285.7	34:48.793								
18	1	1:35.178	19.949	30.830	44.399	285.7	36:23.971								
19	1	1:37.409	19.975	31.196	46.238	286.5	38:01.380								
20	1	1:36.070	19.902	31.301	44.867	286.5	39:37.450								
21	1	1:37.551	19.982	31.914	45.655	287.2	41:15.001								
22	1	1:38.438	21.186	31.401	45.851	288.8	42:53.439								
23	1	1:39.091	20.383	33.035	45.673	286.5	44:32.530								
24	1	1:37.872	21.330	31.552	44.990	282.0	46:10.402								
25	1	1:37.104	19.984	31.935	45.185	288.0	47:47.506								
26	1	1:39.525	20.124	34.181	45.220	288.0	49:27.031								
27	1	1:39.122	19.881	30.934	48.307	287.2	51:06.153								
28	1	7:51.471 B	19.931	31.499	7:00.041	286.5	58:57.624								
29	2	1:53.064	35.242	31.745	46.077	193.5	1:00:50.688								
30	2	1:37.926	20.628	31.984	45.314	285.7	1:02:28.614								
31	2	1:37.951	20.771	31.741	45.439	285.7	1:04:06.565								
32	2	1:35.981	19.951	30.992	45.038	285.0	1:05:42.546								
33	2	1:36.370	20.122	31.107	45.141	285.7	1:07:18.916								
34	2	1:37.307	19.946	32.056	45.305	285.7	1:08:56.223								
35	2	1:34.731	19.856	30.671	44.204	286.5	1:10:30.954								
36	2	1:35.684	19.883	31.146	44.655	286.5	1:12:06.638								
37	2	1:35.136	19.878	30.696	44.562	287.2	1:13:41.774								
38	2	1:36.684	20.042	31.148	45.494	288.0	1:15:18.458								
39	2	1:38.067	19.967	32.888	45.212	288.0	1:16:56.525								
40	2	1:37.285	20.887	31.189	45.209	288.8	1:18:33.810								
41	2	2:38.074 B	20.603	31.896	1:45.575	283.5	1:21:11.884								
42	3	1:53.300	36.613	31.615	45.072	197.8	1:23:05.184								
43	3	1:37.855	20.106	31.301	46.448	287.2	1:24:43.039								
44	3	1:35.261	19.963	30.960	44.338	285.0	1:26:18.300								
69 Oman Racing with TF Sport 1. Ahmad AL HARTHY 3. Samuel DE HAAN 2. Marco SORENSEN Aston Martin Vantage AMR LMGTE	1	1	2:28.837	56.090	36.569	56.178	179.7	2:28.837							
	2	2	2:31.922	1:07.720	35.197	49.005	175.0	2:31.922							
	2	2	1:46.201	22.007	33.942	50.252	260.2	4:18.123							
	3	2	1:43.521	21.979	33.669	47.873	259.6	6:01.644							
	4	2	1:43.016	21.799	33.411	47.806	260.9	7:44.660							
	5	2	1:43.774	21.898	34.071	47.805	260.2	9:28.434							
	6	2	1:43.511	21.929	33.800	47.782	259.6	11:11.945							
	7	2	1:44.411	22.475	33.856	48.080	260.9	12:56.356							
	8	2	1:44.335	21.876	33.852	48.607	259.6	14:40.691							
	9	2	1:43.757	21.937	33.875	47.945	259.0	16:24.448							
10	2	1:44.816	21.951	33.746	49.119	259.6	18:09.264								
11	2	1:45.334	22.126	34.928	48.280	260.2	19:54.598								
12	2	2:01.090 B	22.095	34.203	1:04.792	259.6	21:55.688								
13	1	2:53.603	1:29.329	35.187	49.087	177.6	24:49.291								
14	1	1:45.119	22.218	34.334	48.567	260.9	26:34.410								
15	1	1:44.966	22.086	34.352	48.528	259.6	28:19.376								
16	1	1:45.825	22.023	35.438	48.364	260.2	30:05.201								
17	1	1:44.701	22.018	34.375	48.308	260.9	31:49.902								
18	1	1:45.109	21.943	34.682	48.484	262.1	33:35.011								
19	1	1:43.986	21.887	33.957	48.142	261.5	35:18.997								
20	1	1:44.390	21.855	34.324	48.211	260.9	37:03.387								
21	1	1:44.280	21.981	34.054	48.245	260.9	38:47.667								
22	1	1:44.127	21.797	34.149	48.181	262.8	40:31.794								
23	1	1:46.324	22.082	35.721	48.521	261.5	42:18.118								
24	1	2:02.588 B	21.935	34.855	1:05.798	260.9	44:20.706								
25	3	2:49.443	1:27.375	34.135	47.933	177.0	47:10.149								
26	3	1:43.720	22.053	33.854	47.813	260.9	48:53.869								
27	3	1:43.606	22.048	33.908	47.650	263.4	50:37.475								
28	3	1:43.437	21.816	33.878	47.743	261.5	52:20.912								
29	3	1:43.251	21.745	33.702	47.804	260.9	54:04.163								
30	3	2:03.949	21.735	33.887	1:08.327	261.5	56:08.112								
31	3	3:16.707	54.048	1:07.241	1:15.418	82.1	59:24.819								
32	3	1:45.219	21.839	33.929	49.451	260.2	1:01:10.038								
33	3	1:46.399	22.080	35.102	49.217	265.4	1:02:56.437								
34	3	1:43.570	21.778	33.814	47.978	261.5	1:04:40.007								
35	3	2:01.181 B	21.780	33.814	1:05.587	262.1	1:06:41.188								
36	2	3:23.212 B	1:35.630	40.516	1:07.066	171.7	1:10:04.400								
37	2	3:19.074	1:55.600	34.714	48.760	178.2	1:13:23.474								
38	2	1:45.220	22.254	34.855	48.111	260.2	1:15:08.694								
39	2	1:44.918	22.221	34.490	48.207	261.5	1:16:53.612								
40	2	1:45.034	22.149	34.394	48.491	260.9	1:18:38.646								
41	2	2:06.368 B	22.779	35.902	1:07.687	262.8	1:20:45.014								
42	3	2:54.542	1:32.152	34.225	48.165	177.9	1:23:39.556								
43	3	1:43.021	21.715	33.635	47.671	261.5	1:25:22.577								
44	3	1:44.835	22.449	34.373	48.013	262.1	1:27:07.412								
45	3	2:09.156 B	21.716	33.675	1:13.765	261.5	1:29:16.568								





EUROPEAN LE MANS SERIES

4 Hours of Imola

Free Practice 1

Sector Analysis

Lap under Red Flag Invalidated Lap Personal Best Session Best Crossing the pit lane

Lap	D	Time	Sector 1	Sector 2	Sector 3	T. Spd	Elapsed	Lap	D	Time	Sector 1	Sector 2	Sector 3	T. Spd	Elapsed
2	1	1:53.693	22.450	34.917	56.326	263.4	4:22.530	9	1	1:44.603	22.084	34.289	48.239	263.4	17:48.752
3	1	1:46.374	21.662	33.402	51.310	266.0	6:08.904	10	1	1:44.846	22.046	34.005	48.795	264.1	19:33.598
4	1	1:43.665	21.764	33.844	48.057	266.7	7:52.569	11	1	1:46.117	21.900	34.662	49.555	264.1	21:19.715
5	1	1:51.800	21.786	37.171	52.843	267.3	9:44.369	12	1	1:44.175	22.227	33.914	48.034	262.1	23:03.890
6	1	1:43.602	21.738	33.960	47.904	266.0	11:27.971	13	1	1:48.844	21.904	35.056	51.884	264.1	24:52.734
7	1	1:43.033	21.462	33.576	47.995	266.0	13:11.004	14	1	1:44.235	22.055	34.013	48.167	263.4	26:36.969
8	1	3:55.326 B	22.482	35.622	2:57.222	235.8	17:06.330	15	1	1:43.940	21.829	33.945	48.166	265.4	28:20.909
9	2	2:00.515	36.915	34.542	49.058	180.0	19:06.845	16	1	4:33.012 B	22.647	35.817	3:34.548	263.4	32:53.921
10	2	1:44.816	21.954	34.053	48.809	263.4	20:51.661	17	1	2:04.877	38.428	37.074	49.375	153.2	34:58.798
11	2	1:43.426	21.813	33.608	48.005	264.7	22:35.087	18	1	1:47.311	22.683	34.999	49.629	262.8	36:46.109
12	2	1:43.092	21.686	33.629	47.777	264.7	24:18.179	19	1	1:44.882	22.181	34.148	48.553	262.8	38:30.991
13	2	1:42.823	21.615	33.528	47.680	264.7	26:01.002	20	1	1:44.419	22.143	33.935	48.341	262.8	40:15.410
14	2	1:43.556	21.640	34.012	47.904	265.4	27:44.558	21	1	1:45.271	22.069	34.543	48.659	262.1	42:00.681
15	2	1:43.776	21.642	34.270	47.864	265.4	29:28.334	22	1	1:46.078	22.463	34.753	48.862	263.4	43:46.759
16	2	1:43.096	21.672	33.780	47.644	264.7	31:11.430	23	1	1:46.541	22.147	35.015	49.379	263.4	45:33.300
17	2	1:43.380	21.577	33.669	48.134	266.0	32:54.810	24	1	1:45.540	22.200	34.549	48.791	264.7	47:18.840
18	2	1:42.357	21.603	33.498	47.256	266.7	34:37.167	25	1	1:45.805	22.255	34.575	48.975	264.1	49:04.645
19	2	1:42.895	21.652	33.625	47.618	266.0	36:20.062	26	1	1:45.580	22.152	34.477	48.951	264.7	50:50.225
20	2	3:12.214 B	21.880	34.544	2:15.790	265.4	39:32.276	27	1	3:03.271 B	22.652	35.883	2:04.736	251.2	53:53.496
21	3	2:00.693	37.177	34.710	48.806	180.0	41:32.969	28	2	2:25.369	37.001	35.307	1:13.061	176.2	56:18.865
22	3	1:45.089	22.142	34.340	48.607	262.8	43:18.058	29	2	3:11.586	54.387	1:07.637	1:09.562	81.9	59:30.451
23	3	1:44.085	21.896	33.947	48.242	263.4	45:02.143	30	2	1:45.159	21.928	34.904	48.327	262.1	1:01:15.610
24	3	1:43.489	21.715	33.752	48.022	264.7	46:45.632	31	2	1:44.174	21.739	33.707	48.728	264.7	1:02:59.784
25	3	1:45.643	21.744	33.773	50.126	264.7	48:31.275	32	2	1:46.259	21.601	33.878	50.780	265.4	1:04:46.043
26	3	1:46.014	21.972	34.928	49.114	266.7	50:17.289	33	2	1:43.078	21.715	33.633	47.730	265.4	1:06:29.121
27	3	1:44.270	21.806	34.252	48.212	264.1	52:01.559	34	2	1:46.303	22.180	34.246	49.877	266.0	1:08:15.424
28	3	1:46.625	21.746	34.735	50.144	264.7	53:48.184	35	2	1:42.813	21.643	33.525	47.645	265.4	1:09:58.237
29	3	5:02.325 B	21.811	36.101	4:04.413	264.1	58:50.509	36	2	1:43.498	21.937	34.031	47.530	266.7	1:11:41.735
30	2	2:00.556	37.222	34.299	49.035	179.7	1:00:51.065	37	2	2:53.298 B	21.707	34.123	1:57.468	264.7	1:14:35.033
31	2	1:44.750	21.739	33.681	49.330	266.0	1:02:35.815	38	2	2:02.426	36.423	33.948	52.055	177.6	1:16:37.459
32	2	1:44.550	21.475	34.097	48.978	267.3	1:04:20.365	39	2	1:43.167	21.555	34.036	47.576	264.7	1:18:20.626
33	2	1:42.776	21.524	33.273	47.979	265.4	1:06:03.141	40	2	1:42.270	21.517	33.367	47.386	265.4	1:20:02.896
34	2	3:14.799 B	22.579	33.907	2:18.313	262.1	1:09:17.940	41	2	1:48.875	21.518	33.414	53.943	264.7	1:21:51.771
35	1	2:02.679	37.801	36.404	48.474	161.7	1:11:20.619	42	2	1:42.782	21.611	33.707	47.464	264.7	1:23:34.553
36	1	1:48.038	21.920	34.910	51.208	265.4	1:13:08.657	43	2	1:42.182	21.576	33.358	47.248	266.0	1:25:16.735
37	1	1:43.218	21.650	33.728	47.840	264.7	1:14:51.875	44	2	2:07.417 B	21.372	33.287	1:12.758	265.4	1:27:24.152
38	1	1:43.498	21.640	33.718	48.140	266.0	1:16:35.373								
39	1	3:23.578 B	22.860	36.140	2:24.578	266.0	1:19:58.951								
40	3	1:59.353	36.663	34.288	48.402	181.8	1:21:58.304								
41	3	1:45.061	22.361	34.176	48.524	265.4	1:23:43.365								
42	3	1:45.737	21.755	35.012	48.970	267.3	1:25:29.102								
43	3	1:44.048	21.994	33.968	48.086	266.0	1:27:13.150								

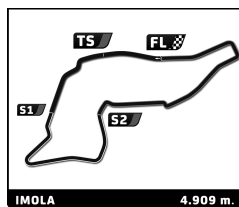
77 Proton Competition
1. Christian RIED 3. Gianmaria BRUNI
2. Lorenzo FERRARI Porsche 911 RSR - 19 LMGTE

1	1	2:25.754	58.743	34.945	52.066	179.1	2:25.754
2	1	1:44.447	21.981	34.033	48.433	264.7	4:10.201
3	1	1:44.530	22.007	34.145	48.378	265.4	5:54.731
4	1	1:45.113	22.074	34.220	48.819	264.1	7:39.844
5	1	1:44.685	22.044	34.169	48.472	262.8	9:24.529
6	1	1:44.860	22.247	34.216	48.397	262.1	11:09.389
7	1	2:53.478 B	22.360	35.377	1:55.741	262.8	14:02.867
8	1	2:01.282	36.976	35.289	49.017	180.0	16:04.149

83 Iron Lynx
1. Rahel FREY 3. Sarah BOVY Ferrari 488 GTE Evo
2. Michelle GATTING LMGTE

1	2	2:45.251	1:18.354	36.827	50.070	173.4	2:45.251
2	2	1:42.711	21.944	33.435	47.332	261.5	4:27.962
3	2	1:42.070	21.552	33.354	47.164	263.4	6:10.032
4	2	1:43.557	21.748	33.707	48.102	265.4	7:53.589
5	2	1:43.721	21.634	34.036	48.051	264.1	9:37.310
6	2	1:43.038	21.969	33.611	47.458	264.1	11:20.348
7	2	1:44.899	22.046	33.685	49.168	262.8	13:05.247
8	2	1:43.287	21.800	33.675	47.812	263.4	14:48.534
9	2	1:44.235	22.162	33.960	48.113	262.1	16:32.769
10	2	1:43.655	21.775	33.752	48.128	262.8	18:16.424
11	2	1:43.281	21.760	33.755	47.766	262.1	19:59.705
12	2	1:43.322	21.664	33.899	47.759	264.7	21:43.027
13	2	1:45.035	22.441	34.694	47.900	262.1	23:28.062
14	2	1:47.764	21.867	35.202	50.695	262.8	25:15.826





EUROPEAN LE MANS SERIES

4 Hours of Imola

Free Practice 1

Sector Analysis

Lap under Red Flag Invalidated Lap Personal Best Session Best Crossing the pit lane

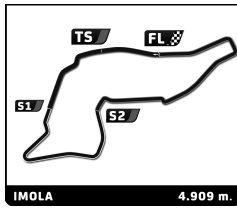
Lap	D	Time	Sector 1	Sector 2	Sector 3	T. Spd	Elapsed	Lap	D	Time	Sector 1	Sector 2	Sector 3	T. Spd	Elapsed
15	2	1:49.321	22.790	34.807	51.724	264.1	27:05.147	20	1	1:36.378	20.171	31.112	45.095	283.5	44:10.841
16	2	1:47.894	22.010	35.256	50.628	263.4	28:53.041	21	1	1:37.061	20.362	31.535	45.164	284.2	45:47.902
17	2	3:04.680 B	21.991	34.511	2:08.178	262.8	31:57.721	22	1	1:37.101	20.076	31.621	45.404	284.2	47:25.003
18	3	1:58.969	36.499	34.183	48.287	178.8	33:56.690	23	1	1:39.269	20.420	31.954	46.895	286.5	49:04.272
19	3	1:47.528	22.557	34.741	50.230	261.5	35:44.218	24	1	1:57.557 B	21.310	32.998	1:03.249	271.4	51:01.829
20	3	1:44.562	22.055	34.274	48.233	264.1	37:28.780	25	3	12:16.196	...	54.539	1:08.181	190.8	1:03:18.025
21	3	1:44.233	21.886	34.176	48.171	264.1	39:13.013	26	3	1:49.220	19.680	41.846	47.694	285.0	1:05:07.245
22	3	1:44.469	21.943	34.528	47.998	262.8	40:57.482	27	3	1:33.651	19.640	30.176	43.835	285.7	1:06:40.896
23	3	1:44.586	22.152	34.247	48.187	263.4	42:42.068	28	3	1:54.650	25.385	42.941	46.324	288.0	1:08:35.546
24	3	1:44.408	21.936	34.173	48.299	262.8	44:26.476	29	3	1:33.429	19.558	30.201	43.670	285.7	1:10:08.975
25	3	2:29.611 B	22.224	34.809	1:32.578	262.8	46:56.087	30	3	1:55.358 B	19.728	33.131	1:02.499	289.5	1:12:04.333
26	3	1:59.912	36.938	34.593	48.381	178.5	48:55.999	31	2	6:07.278	4:48.093	31.697	47.488	194.2	1:18:11.611
27	3	1:45.969	22.202	34.526	49.241	262.8	50:41.968	32	2	1:35.888	20.015	30.959	44.914	285.7	1:19:47.499
28	3	1:45.058	22.296	34.522	48.240	262.1	52:27.026	33	2	1:34.702	19.814	30.665	44.223	285.7	1:21:22.201
29	3	1:45.002	22.130	34.341	48.531	262.1	54:12.028	34	2	1:35.623	19.872	30.846	44.905	287.2	1:22:57.824
30	3	2:26.226 B	22.398	35.455	1:28.373	261.5	56:38.254	35	2	1:34.582	19.810	30.709	44.063	287.2	1:24:32.406
31	3	4:13.748 B	58.402	1:07.415	2:07.931	82.1	1:00:52.002	36	2	1:34.488	19.804	30.482	44.202	286.5	1:26:06.894
32	1	2:11.252	38.312	35.363	57.577	177.6	1:03:03.254	37	2	1:34.307	19.765	30.449	44.093	285.7	1:27:41.201
33	1	1:45.939	22.601	34.531	48.807	261.5	1:04:49.193	38	2	2:33.947 B	20.909	32.214	1:40.824	285.7	1:30:15.148
34	1	1:45.364	22.613	34.376	48.375	256.5	1:06:34.557	93 Proton Competition Porsche 911 RSR - 19							
35	1	1:46.358	23.118	34.980	48.260	261.5	1:08:20.915	1. Michael FASSBENDER 3. Richard LIETZ LMGTE							
36	1	1:47.779	22.185	34.539	51.061	263.4	1:10:08.694	2. Zacharie ROBICHON							
37	1	1:45.788	22.385	34.811	48.592	263.4	1:11:54.482	1	3	2:41.029	1:18.224	34.744	48.061	179.1	2:41.029
38	1	2:59.181 B	22.234	35.613	2:01.334	264.1	1:14:53.663	2	3	1:42.756	21.779	33.414	47.563	265.4	4:23.785
39	1	2:01.603	37.608	35.312	48.683	179.4	1:16:55.266	3	3	1:42.729	21.717	33.429	47.583	266.7	6:06.514
40	1	1:45.805	22.331	34.812	48.662	264.1	1:18:41.071	4	3	1:44.931	21.809	34.419	48.703	266.7	7:51.445
41	1	1:52.472	22.288	34.756	55.428	264.1	1:20:33.543	5	3	1:42.987	22.012	33.600	47.375	259.0	9:34.432
42	1	1:45.459	22.191	34.683	48.585	263.4	1:22:19.002	6	3	1:42.366	21.706	33.287	47.373	264.7	11:16.798
43	1	1:45.907	22.122	34.734	49.051	262.1	1:24:04.909	7	3	1:42.972	21.693	33.685	47.594	265.4	12:59.770
44	1	1:46.806	22.372	34.886	49.548	260.9	1:25:51.715	8	3	1:42.442	21.683	33.417	47.342	265.4	14:42.212
45	1	1:45.600	22.332	34.640	48.628	262.1	1:27:37.315	9	3	1:42.938	21.732	33.453	47.753	266.0	16:25.150

88 AF Corse Oreca 07 - Gibson
1. François PERRODO 3. Alessio ROVERA LMP2 P/A
2. Nicklas NIELSEN

1	3	3:36.587	2:15.119	35.138	46.330	179.7	3:36.587
2	3	1:33.297	19.633	29.943	43.721	285.0	5:09.884
3	3	2:03.027	22.703	32.378	1:07.946	238.9	7:12.911
4	3	1:47.615	19.586	31.462	56.567	285.0	9:00.526
5	3	1:33.388	19.587	30.056	43.745	285.0	10:33.914
6	3	1:59.218 B	19.506	30.430	1:09.282	285.7	12:33.132
7	1	6:12.330	4:52.227	32.570	47.533	193.2	18:45.462
8	1	1:40.428	21.350	32.452	46.626	279.8	20:25.890
9	1	1:38.492	20.749	32.174	45.569	282.7	22:04.382
10	1	1:38.271	20.784	31.932	45.555	284.2	23:42.653
11	1	1:37.984	20.492	31.886	45.606	282.0	25:20.637
12	1	1:40.718	20.637	32.493	47.588	285.7	27:01.355
13	1	1:38.582	20.506	32.559	45.517	283.5	28:39.937
14	1	1:38.438	20.804	32.349	45.285	284.2	30:18.375
15	1	1:37.210	20.300	31.694	45.216	284.2	31:55.585
16	1	1:37.463	20.324	31.764	45.375	284.2	33:33.048
17	1	1:55.666 B	20.478	31.709	1:03.479	285.0	35:28.714
18	1	5:28.354	4:09.830	32.643	45.881	195.3	40:57.068
19	1	1:37.395	20.379	31.509	45.507	283.5	42:34.463

1	3	2:41.029	1:18.224	34.744	48.061	179.1	2:41.029
2	3	1:42.756	21.779	33.414	47.563	265.4	4:23.785
3	3	1:42.729	21.717	33.429	47.583	266.7	6:06.514
4	3	1:44.931	21.809	34.419	48.703	266.7	7:51.445
5	3	1:42.987	22.012	33.600	47.375	259.0	9:34.432
6	3	1:42.366	21.706	33.287	47.373	264.7	11:16.798
7	3	1:42.972	21.693	33.685	47.594	265.4	12:59.770
8	3	1:42.442	21.683	33.417	47.342	265.4	14:42.212
9	3	1:42.938	21.732	33.453	47.753	266.0	16:25.150
10	3	1:44.410	21.802	33.797	48.811	267.3	18:09.560
11	3	1:46.757	22.161	34.893	49.703	268.0	19:56.317
12	3	3:00.763 B	21.708	34.059	2:04.996	266.7	22:57.080
13	1	2:09.516	40.638	37.856	51.022	169.5	25:06.596
14	1	1:48.715	22.359	35.707	50.649	264.7	26:55.311
15	1	1:53.139	26.475	36.403	50.261	265.4	28:48.450
16	1	1:47.405	22.123	35.360	49.922	266.7	30:35.855
17	1	1:47.453	22.433	34.904	50.116	266.0	32:23.308
18	1	1:50.207	23.463	36.903	49.841	265.4	34:13.515
19	1	1:48.321	22.372	35.546	50.403	266.0	36:01.836
20	1	2:58.754 B	22.408	35.293	2:01.053	265.4	39:00.590
21	2	2:02.418	37.242	34.723	50.453	178.2	41:03.008
22	2	1:45.520	22.682	34.772	48.066	265.4	42:48.528
23	2	1:44.117	21.615	34.123	48.379	266.0	44:32.645
24	2	1:43.692	21.897	34.080	47.715	268.7	46:16.337
25	2	1:42.756	21.640	33.560	47.556	266.0	47:59.093
26	2	1:42.775	21.583	33.595	47.597	266.7	49:41.868
27	2	1:43.833	21.661	33.682	48.490	266.0	51:25.701
28	2	1:44.243	22.652	33.976	47.615	264.1	53:09.944
29	2	12:18.449 B	21.637	33.610	...	266.0	1:05:28.393
30	3	2:08.679	39.277	38.298	51.104	176.5	1:07:37.072
31	3	1:46.159	22.852	34.549	48.758	258.4	1:09:23.231





EUROPEAN LE MANS SERIES
4 Hours of Imola
Free Practice 1

Sector Analysis

Lap under Red Flag Invalidated Lap Personal Best Session Best B Crossing the pit lane

Lap	D	Time	Sector 1	Sector 2	Sector 3	T. Spd	Elapsed	Lap	D	Time	Sector 1	Sector 2	Sector 3	T. Spd	Elapsed
32	3	1:43.734	21.900	33.801	48.033	265.4	1:11:06.965	42	1	1:49.573	22.191	36.075	51.307	264.7	1:25:52.421
33	3	1:42.545	21.768	33.449	47.328	265.4	1:12:49.510	43	1	1:47.637	22.377	35.162	50.098	265.4	1:27:40.058
34	3	1:42.960	21.671	33.480	47.809	264.7	1:14:32.470								
35	3	1:46.923	21.974	33.875	51.074	265.4	1:16:19.393								
36	3	1:43.363	21.747	33.396	48.220	265.4	1:18:02.756								
37	3	3:07.059 B	21.704	35.347	2:10.008	266.7	1:21:09.815								
38	1	2:04.746	39.079	35.611	50.056	169.8	1:23:14.561								
39	1	1:49.131	23.455	35.184	50.492	256.5	1:25:03.692								
40	1	1:48.584	23.206	35.245	50.133	258.4	1:26:52.276								

95 **Oman Racing with TF Sport** Aston Martin Vantage AMR
 1. John HARTSHORNE 3. Jonathan ADAM LMGTE
 2. Henrique CHAVES

1	3	2:24.696	54.888	36.564	53.244	174.2	2:24.696
2	3	1:43.711	21.930	33.906	47.875	260.9	4:08.407
3	3	1:43.054	21.767	33.454	47.833	262.1	5:51.461
4	3	1:42.074	21.572	33.252	47.250	263.4	7:33.535
5	3	1:44.195	21.753	34.552	47.890	263.4	9:17.730
6	3	1:42.422	21.627	33.468	47.327	262.1	11:00.152
7	3	1:43.368	22.380	33.480	47.508	262.8	12:43.520
8	3	1:42.139	21.540	33.345	47.254	263.4	14:25.659
9	3	1:42.211	21.545	33.427	47.239	264.1	16:07.870
10	3	1:42.902	21.891	33.406	47.605	263.4	17:50.772
11	3	1:43.816	21.565	33.950	48.301	265.4	19:34.588
12	3	1:44.300	21.669	34.272	48.359	265.4	21:18.888
13	3	1:42.704	21.657	33.726	47.321	263.4	23:01.592
14	3	3:45.072 B	21.798	33.409	2:49.865	263.4	26:46.664
15	2	2:00.415	36.769	34.983	48.663	180.6	28:47.079
16	2	1:42.886	21.752	33.836	47.298	264.1	30:29.965
17	2	1:46.409	21.876	36.906	47.627	260.9	32:16.374
18	2	1:42.940	21.599	33.547	47.794	266.0	33:59.314
19	2	1:43.421	21.718	33.771	47.932	266.0	35:42.735
20	2	1:43.610	21.744	33.867	47.999	265.4	37:26.345
21	2	1:42.749	21.704	33.590	47.455	264.7	39:09.094
22	2	1:42.911	21.646	33.636	47.629	264.7	40:52.005
23	2	1:42.283	21.588	33.443	47.252	264.1	42:34.288
24	2	3:34.279 B	21.811	33.945	2:38.523	265.4	46:08.567
25	1	2:10.396	39.454	39.335	51.607	147.7	48:18.963
26	1	1:49.574	22.763	36.094	50.717	265.4	50:08.537
27	1	1:48.856	22.755	36.128	49.973	266.0	51:57.393
28	1	1:52.260	23.197	36.276	52.787	256.5	53:49.653
29	1	1:50.025	22.612	35.770	51.643	264.7	55:39.678
30	1	5:01.756 B	54.671	1:07.670	2:59.415	80.1	1:00:41.434
31	1	2:04.760	38.102	36.526	50.132	177.3	1:02:46.194
32	1	1:50.005	22.654	37.269	50.082	264.7	1:04:36.199
33	1	1:48.432	22.685	35.973	49.774	264.7	1:06:24.631
34	1	1:52.064	22.612	35.015	54.437	264.1	1:08:16.695
35	1	1:48.689	22.534	35.424	50.731	265.4	1:10:05.384
36	1	1:48.299	23.006	35.722	49.571	250.6	1:11:53.683
37	1	4:37.157 B	22.256	35.030	3:39.871	264.7	1:16:30.840
38	1	2:07.485	38.735	37.563	51.187	178.5	1:18:38.325
39	1	1:49.493	22.770	35.628	51.095	263.4	1:20:27.818
40	1	1:47.528	22.271	35.241	50.016	264.7	1:22:15.346
41	1	1:47.502	22.470	34.871	50.161	266.0	1:24:02.848

