

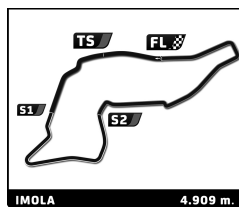
EUROPEAN LE MANS SERIES
4 Hours of Imola
Bronze Driver Collective Test

Sector Analysis

Lap under Red Flag Invalidated Lap Personal Best Session Best Crossing the pit lane

Lap	D	Time	Sector 1	Sector 2	Sector 3	T. Spd	Elapsed	Lap	D	Time	Sector 1	Sector 2	Sector 3	T. Spd	Elapsed	
2	United Autosports Ligier JS P320 - Nissan															
	1. Bailey VOISIN LMP3															
	2. Joshua CAYGILL															
	1	2	2:56.615	1:31.177	35.756	49.682	179.7	2:56.615	10	3	1:41.033	21.024	32.802	47.207	268.7	21:50.844
	2	2	1:44.326	21.718	34.073	48.535	259.6	4:40.941	11	3	1:43.462	21.138	33.143	49.181	271.4	23:34.306
	3	2	1:43.203	21.657	33.625	47.921	265.4	6:24.144	12	3	1:43.370	21.372	34.286	47.712	270.7	25:17.676
	4	2	1:42.408	21.556	33.071	47.781	262.8	8:06.552	13	3	1:43.440	21.419	33.567	48.454	270.0	27:01.116
	5	2	1:43.361	21.578	33.864	47.919	265.4	9:49.913	14	3	1:44.037	21.413	34.567	48.057	269.3	28:45.153
	6	2	1:43.394	21.557	33.302	48.535	264.1	11:33.307	5 RLR MSport Ligier JS P320 - Nissan							
	7	2	1:43.219	22.133	33.264	47.822	266.0	13:16.526	1. Michael JENSEN LMP3							
	8	2	1:42.423	21.461	32.824	48.138	262.8	14:58.949	2. Nick ADCOCK							
	9	2	1:42.076	21.516	32.968	47.592	258.4	16:41.025	1	2	2:08.812	44.231	35.520	49.061	180.9	2:08.812
	10	2	1:43.405	22.647	33.020	47.738	258.4	18:24.430	2	2	1:45.628	21.609	34.845	49.174	267.3	3:54.440
	11	2	1:41.343	21.271	32.721	47.351	264.7	20:05.773	3	2	1:42.505	21.559	33.276	47.670	270.7	5:36.945
	12	2	1:42.464	21.404	33.259	47.801	262.8	21:48.237	4	2	1:46.007	21.416	33.353	51.238	271.4	7:22.952
	13	2	1:42.098	21.279	33.090	47.729	266.0	23:30.335	5	2	1:42.825	21.626	33.550	47.649	270.7	9:05.777
	14	2	1:42.108	21.367	32.977	47.764	260.9	25:12.443	6	2	1:44.203	21.713	33.682	48.808	272.7	10:49.980
	15	2	1:42.828	21.401	33.620	47.807	269.3	26:55.271	7	2	1:42.428	21.651	33.152	47.625	270.7	12:32.408
16	2	1:43.524	21.435	33.412	48.677	266.0	28:38.795	8	2	3:21.278 B	21.782	34.040	2:25.456	273.4	15:53.686	
17	2	1:42.109	21.441	32.846	47.822	262.8	30:20.904	9	1	2:02.222	37.757	35.607	48.858	183.7	17:55.908	
3 United Autosports Ligier JS P320 - Nissan																
1. Kay VAN BERLO LMP3																
2. Andrew BENTLEY																
1	2	2:33.060	1:07.097	36.900	49.063	180.0	2:33.060	10	1	1:45.320	22.135	34.693	48.492	270.7	19:41.228	
2	2	1:42.320	21.637	33.621	47.062	262.1	4:15.380	11	1	1:44.332	21.859	34.090	48.383	271.4	21:25.560	
3	2	1:43.571	21.827	33.152	48.592	262.1	5:58.951	12	1	1:45.242	22.004	34.058	49.180	272.0	23:10.802	
4	2	1:41.579	21.535	33.083	46.961	266.0	7:40.530	13	1	1:44.619	21.785	34.492	48.342	271.4	24:55.421	
5	2	1:41.172	21.398	32.730	47.044	263.4	9:21.702	14	1	1:44.352	21.912	34.249	48.191	270.7	26:39.773	
6	2	1:41.332	21.487	32.760	47.085	264.1	11:03.034	15	1	1:45.173	21.811	33.974	49.388	271.4	28:24.946	
7	2	1:41.283	21.439	32.748	47.096	263.4	12:44.317	16	1	1:43.735	21.868	33.817	48.050	270.0	30:08.681	
8	2	1:42.808	21.479	33.437	47.892	268.7	14:27.125	6 360 Racing Ligier JS P320 - Nissan								
9	2	1:42.151	21.379	32.998	47.774	262.1	16:09.276	1. Terrence WOODWARD LMP3								
10	2	1:43.856	22.447	34.165	47.244	262.1	17:53.132	2. Ross KAISER								
11	2	1:41.810	21.379	32.821	47.610	262.8	19:34.942	1	1	2:18.316	54.632	34.486	49.198	168.2	2:18.316	
12	2	1:42.094	21.401	33.020	47.673	263.4	21:17.036	2	1	1:45.288	21.627	33.428	50.233	270.0	4:03.604	
13	2	1:41.100	21.236	32.733	47.131	262.1	22:58.136	3	1	1:43.162	21.174	33.069	48.919	271.4	5:46.766	
14	2	1:43.362	21.587	34.421	47.354	264.1	24:41.498	4	1	1:42.523	21.315	33.385	47.823	270.0	7:29.289	
15	2	1:41.803	21.379	33.100	47.324	260.2	26:23.301	5	1	1:46.637	23.888	34.522	48.227	238.4	9:15.926	
16	2	1:41.981	21.345	32.807	47.829	262.1	28:05.282	6	1	1:43.729	21.409	33.969	48.351	268.7	10:59.655	
17	2	1:41.854	21.377	32.923	47.554	259.6	29:47.136	7	1	1:41.774	21.349	33.003	47.422	270.7	12:41.429	
18	2	1:41.637	21.413	33.010	47.214	263.4	31:28.773	8	1	3:23.990 B	22.931	33.339	2:27.720	238.4	16:05.419	
4 DKR Engineering Duqueine M30 - D08 - Nissan																
1. Sebastian ALVAREZ LMP3																
2. Alexander BUKHANTSOV																
1	3	3:08.988	1:46.402	34.318	48.268	176.5	3:08.988	9	3	1:58.601	36.473	33.839	48.289	185.2	18:04.020	
2	3	1:42.361	21.164	33.275	47.922	268.0	4:51.349	10	3	1:43.679	21.652	33.565	48.462	271.4	19:47.699	
3	3	1:40.943	21.219	32.888	46.836	268.0	6:32.292	11	3	1:42.471	21.448	33.368	47.655	270.0	21:30.170	
4	3	1:40.794	20.980	32.877	46.937	271.4	8:13.086	12	3	1:44.208	21.325	33.396	49.487	271.4	23:14.378	
5	3	1:40.117	20.949	32.499	46.669	271.4	9:53.203	13	3	1:42.599	21.177	33.331	48.091	270.0	24:56.977	
6	3	1:43.888	22.602	34.351	46.935	263.4	11:37.091	14	3	1:49.063	21.526	37.760	49.777	272.7	26:46.040	
7	3	4:53.545 B	21.002	33.388	3:59.155	271.4	16:30.636	15	3	1:41.805	21.424	32.981	47.400	268.0	28:27.845	
8	3	1:58.123	36.661	34.177	47.285	182.4	18:28.759	7 Nielsen Racing Ligier JS P320 - Nissan								
9	3	1:41.052	21.238	32.820	46.994	268.7	20:09.811	1. Anthony WELLS LMP3								
							2. James LITTLEJOHN									
1	1	1:57.044	33.784	34.753	48.507	179.7	1:57.044	2	1	1:42.496	21.636	33.194	47.666	265.4	3:39.540	
2	1	1:42.496	21.636	33.194	47.666	265.4	3:39.540	3	1	1:47.178	23.347	33.513	50.318	268.0	5:26.718	
3	1	1:47.178	23.347	33.513	50.318	268.0	5:26.718	4	1	1:44.993	21.580	32.997	50.416	266.7	7:11.711	
4	1	1:44.993	21.580	32.997	50.416	266.7	7:11.711	5	1	1:42.294	21.544	33.010	47.740	266.0	8:54.005	
5	1	1:42.294	21.544	33.010	47.740	266.0	8:54.005	6	1	1:41.972	21.510	33.053	47.409	268.7	10:35.977	
6	1	1:41.972	21.510	33.053	47.409	268.7	10:35.977	7	1	1:43.478	21.559	33.583	48.336	268.0	12:19.455	
7	1	1:43.478	21.559	33.583	48.336	268.0	12:19.455	8	1	1:41.993	21.455	32.987	47.551	270.7	14:01.448	



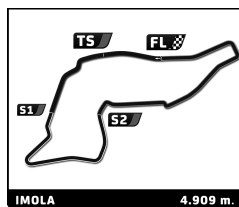


EUROPEAN LE MANS SERIES
4 Hours of Imola
Bronze Driver Collective Test

Sector Analysis

Lap under Red Flag											Invalidated Lap	Personal Best	Session Best	B Crossing the pit lane	
Lap	D	Time	Sector 1	Sector 2	Sector 3	T. Spd	Elapsed	Lap	D	Time	Sector 1	Sector 2	Sector 3	T. Spd	Elapsed
9	1	1:41.546	21.277	33.065	47.204	268.0	15:42.994	5	2	1:59.565	21.104	40.528	57.933	270.7	10:10.702
10	1	1:41.347	21.305	32.800	47.242	265.4	17:24.341	6	2	1:40.768	21.311	32.602	46.855	268.7	11:51.470
11	1	1:41.790	21.245	33.071	47.474	269.3	19:06.131	7	2	3:14.553 B	21.233	32.920	2:20.400	268.7	15:06.023
12	1	1:42.629	21.191	33.897	47.541	269.3	20:48.760	8	2	2:09.456	40.660	33.460	55.336	178.5	17:15.479
13	1	1:42.858	21.264	32.973	48.621	268.0	22:31.618	9	2	1:42.276	21.422	32.942	47.912	264.1	18:57.755
14	1	1:41.622	21.219	33.125	47.278	267.3	24:13.240	10	2	1:40.836	21.249	32.658	46.929	267.3	20:38.591
15	1	2:02.255	21.259	34.215	1:06.781	268.0	26:15.495	11	2	1:42.191	21.218	33.609	47.364	269.3	22:20.782
16	1	1:45.473	21.434	35.667	48.372	265.4	28:00.968	12	2	1:41.841	21.187	33.387	47.267	268.7	24:02.623
17	1	1:41.442	21.398	32.914	47.130	268.0	29:42.410	13	2	1:40.912	21.153	32.644	47.115	268.0	25:43.535
10		Eurointernational		3. Adrien CHILA		Ligier JS P320 - Nissan									
		1. Glenn VAN BERLO				LMP3									
		2. Xavier LLOVERAS													
1	3	2:03.088	39.502	34.619	48.967	183.4	2:03.088	14	3	2:29.297	56.414	42.240	50.643	161.0	2:29.297
2	3	1:44.931	23.082	33.232	48.617	268.7	3:48.019	2	3	1:46.014	22.164	34.596	49.254	264.7	4:15.311
3	3	1:43.469	21.559	33.383	48.527	269.3	5:31.488	3	3	1:46.867	23.523	34.513	48.831	262.1	6:02.178
4	3	1:42.538	21.719	33.065	47.754	272.7	7:14.026	4	3	1:46.061	21.948	35.284	48.829	270.0	7:48.239
5	3	1:42.728	21.652	32.996	48.080	271.4	8:56.754	5	3	1:44.674	21.900	33.941	48.833	268.7	9:32.913
6	3	1:43.961	21.364	33.526	49.071	269.3	10:40.715	6	3	1:48.839	21.624	34.266	52.949	268.0	11:21.752
7	3	1:42.598	21.642	32.983	47.973	270.7	12:23.313	7	3	1:45.682	22.149	34.404	49.129	269.3	13:07.434
8	3	1:42.449	21.339	33.304	47.806	268.7	14:05.762	8	3	3:21.378 B	22.027	34.690	2:24.661	267.3	16:28.812
9	3	1:42.283	21.343	33.197	47.743	268.0	15:48.045	9	3	2:01.945	37.436	34.857	49.652	179.4	18:30.757
10	3	1:42.085	21.297	32.963	47.825	266.0	17:30.130	10	3	1:47.674	22.702	36.039	48.933	267.3	20:18.431
11	3	2:00.604 B	22.044	34.180	1:04.380	270.0	19:30.734	11	3	1:44.352	22.095	33.853	48.404	269.3	22:02.783
12	3	2:14.169	53.230	33.311	47.628	186.9	21:44.903	12	3	1:43.847	21.788	33.810	48.249	269.3	23:46.630
13	3	1:42.392	21.576	33.276	47.540	272.7	23:27.295	13	3	1:43.820	21.736	34.011	48.073	270.0	25:30.450
14	3	1:42.763	21.661	33.537	47.565	272.0	25:10.058	14	3	1:48.666	21.918	34.264	52.484	270.7	27:19.116
15	3	1:43.892	21.583	34.467	47.842	270.0	26:53.950	15	3	1:44.743	21.936	34.105	48.702	268.7	29:03.859
16	3	1:43.018	21.471	33.335	48.212	268.7	28:36.968	16	3	1:44.887	21.661	33.864	49.362	268.7	30:48.746
17	3	2:05.964 B	21.360	33.179	1:11.425	268.7	30:42.932								
11		Eurointernational		3. Jérôme DE SADELEER		Ligier JS P320 - Nissan									
		1. Marcos SIEBERT				LMP3									
		2. Max KOEBOLT													
1	3	5:57.040	4:20.113	34.077	1:02.850	184.0	5:57.040	15	1	2:17.411	52.449	35.379	49.583	179.4	2:17.411
2	3	1:41.768	21.724	33.108	46.936	262.1	7:38.808	2	1	1:44.371	21.677	33.972	48.722	267.3	4:01.782
3	3	1:40.663	21.156	32.628	46.879	266.0	9:19.471	3	1	1:44.077	21.541	33.278	49.258	267.3	5:45.859
4	3	1:48.563	21.106	32.353	55.104	268.0	11:08.034	4	1	1:43.140	21.390	33.889	47.861	266.0	7:28.999
5	3	1:45.673	25.396	33.346	46.931	206.1	12:53.707	5	1	1:44.837	22.655	34.109	48.073	268.0	9:13.836
6	3	1:41.363	21.060	32.518	47.785	266.7	14:35.070	6	1	1:42.152	21.330	33.159	47.663	267.3	10:55.988
7	3	2:00.304 B	21.170	33.037	1:06.097	268.0	16:35.374	7	1	1:45.090	21.534	34.342	49.214	269.3	12:41.078
8	3	3:25.338	2:04.245	33.022	48.071	183.1	20:00.712	8	1	1:47.557	22.678	34.630	50.249	266.7	14:28.635
9	3	1:43.680	22.297	33.389	47.994	266.0	21:44.392	9	1	1:43.548	21.567	33.809	48.172	268.0	16:12.183
10	3	1:42.489	21.652	33.110	47.727	265.4	23:26.881	10	1	1:44.148	21.440	33.907	48.801	268.0	17:56.331
11	3	1:42.003	21.420	33.075	47.508	264.7	25:08.884	11	1	1:43.999	22.016	33.910	48.073	269.3	19:40.330
12	3	1:42.448	21.540	33.297	47.611	266.7	26:51.332	12	1	1:42.179	21.447	33.207	47.525	268.0	21:22.509
13	3	1:42.917	21.646	33.273	47.998	265.4	28:34.249	13	1	1:43.022	21.791	33.292	47.939	270.7	23:05.531
14	3	1:42.949	21.690	33.384	47.875	266.7	30:17.198	14	1	1:43.602	21.397	34.155	48.050	267.3	24:49.133
13		Inter Europol Competition		3. Guilherme OLIVEIRA		Ligier JS P320 - Nissan									
		1. Nicolas PINO				LMP3									
		2. Charles CREWS													
1	2	2:46.903	1:24.058	34.484	48.361	180.3	2:46.903	15	1	1:43.153	21.484	33.440	48.229	269.3	26:32.286
2	2	2:01.621	21.957	33.327	1:06.337	267.3	4:48.524	16	1	1:43.089	21.755	33.698	47.636	268.0	28:15.375
3	2	1:41.745	21.476	33.152	47.117	264.7	6:30.269	17	1	1:42.681	21.435	33.629	47.617	266.7	29:58.056
4	2	1:40.868	21.248	32.888	46.732	269.3	8:11.137	18	1	1:42.361	21.291	33.389	47.681	268.0	31:40.417



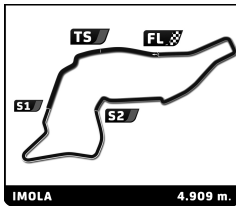


EUROPEAN LE MANS SERIES
4 Hours of Imola
Bronze Driver Collective Test

Sector Analysis

Lap under Red Flag											Invalidated Lap	Personal Best	Session Best	B Crossing the pit lane	
Lap	D	Time	Sector 1	Sector 2	Sector 3	T. Spd	Elapsed	Lap	D	Time	Sector 1	Sector 2	Sector 3	T. Spd	Elapsed
33 Rinaldi Racing Ferrari 488 GTE Evo LMGT E															
1.Christian HOOK			3.Fabrizio CRESTANI												
2.Oscar TUNJO															
1	1	4:37.504	3:08.863	37.537	51.104	107.1	4:37.504								
2	1	1:49.765	23.356	36.120	50.289	254.7	6:27.269								
3	1	1:48.730	22.817	35.447	50.466	255.3	8:15.999								
4	1	1:47.600	22.622	35.263	49.715	255.9	10:03.599								
5	1	1:47.923	22.432	35.079	50.412	256.5	11:51.522								
6	1	3:05.802	B 22.921	37.573	2:05.308	257.1	14:57.324								
7	1	2:03.756	37.482	36.781	49.493	177.0	17:01.080								
8	1	1:46.466	22.515	34.717	49.234	257.1	18:47.546								
9	1	1:46.003	22.355	34.768	48.880	257.8	20:33.549								
10	1	1:45.216	22.215	34.165	48.836	258.4	22:18.765								
11	1	1:46.112	22.344	34.618	49.150	258.4	24:04.877								
12	1	1:49.966	22.917	36.144	50.905	257.8	25:54.843								
13	1	1:45.235	22.225	34.456	48.554	258.4	27:40.078								
14	1	1:44.981	21.998	34.307	48.676	257.8	29:25.059								
15	1	1:45.355	22.144	34.314	48.897	258.4	31:10.414								
47 Algarve Pro Racing Oreca 07 - Gibson LMP2 P/A															
1.John FALB			3.Alexander PERONI												
2.James ALLEN															
1	1	1:46.806	28.336	32.477	45.993	188.8	1:46.806								
2	1	1:38.946	20.827	31.821	46.298	280.5	3:25.752								
3	1	1:37.091	20.333	31.632	45.126	282.7	5:02.843								
4	1	1:37.760	20.250	31.074	46.436	282.0	6:40.603								
5	1	1:36.048	20.299	31.035	44.714	281.2	8:16.651								
6	1	1:36.534	20.258	31.110	45.166	284.2	9:53.185								
7	1	1:38.017	20.619	31.356	46.042	282.0	11:31.202								
8	1	1:37.117	20.299	31.889	44.929	282.0	13:08.319								
9	1	1:38.556	21.303	32.294	44.959	282.7	14:46.875								
10	1	1:52.806	B 20.234	30.902	1:01.670	280.5	16:39.681								
11	1	3:16.731	1:53.210	31.820	51.701	197.4	19:56.412								
12	1	1:38.528	20.515	31.134	46.879	281.2	21:34.940								
13	1	1:37.671	20.349	31.326	45.996	279.8	23:12.611								
14	1	1:39.441	20.390	33.226	45.825	279.8	24:52.052								
15	1	1:39.883	20.567	32.595	46.721	280.5	26:31.935								
16	1	1:37.676	21.263	31.283	45.130	280.5	28:09.611								
17	1	1:43.997	20.187	34.471	49.339	280.5	29:53.608								
51 Team Virage Oreca 07 - Gibson LMP2 P/A															
1.Rob HODES			3.Jazeman JAAFAR												
2.Gabriel AUBRY															
1	1	3:34.810	2:10.166	35.884	48.760	180.9	3:34.810								
2	1	1:42.297	21.546	33.336	47.415	277.6	5:17.107								
3	1	1:39.690	20.904	32.519	46.267	277.6	6:56.797								
4	1	1:39.806	21.093	32.443	46.270	277.6	8:36.603								
5	1	1:39.101	20.826	32.381	45.894	279.1	10:15.704								
6	1	1:38.671	20.686	32.392	45.593	279.1	11:54.375								
7	1	1:38.932	20.747	32.635	45.550	279.8	13:33.307								
8	1	1:39.655	20.687	32.280	46.688	279.1	15:12.962								
9	1	1:40.076	21.390	32.600	46.086	278.4	16:53.038								
10	1	1:37.977	20.612	31.908	45.457	279.1	18:31.015								
11	1	1:40.685	20.684	33.511	46.490	279.8	20:11.700								
12	1	1:40.407	20.748	33.172	46.487	280.5	21:52.107								
13	1	1:40.597	20.654	32.660	47.283	280.5	23:32.704								
14	1	1:41.291	21.115	32.857	47.319	280.5	25:13.995								
15	1	1:47.830	22.457	34.632	50.741	264.7	27:01.825								
16	1	1:41.480	20.846	33.015	47.619	282.7	28:43.305								
17	1	1:38.673	20.713	32.146	45.814	276.2	30:21.978								
55 Spirit of Race Ferrari 488 GTE Evo LMGT E															
1.Duncan CAMERON			3.David PEREL												
2.Matthew GRIFFIN															
1	1	2:41.828	1:10.106	37.458	54.264	176.2	2:41.828								
2	1	1:45.764	22.600	34.483	48.681	257.8	4:27.592								
3	1	1:46.797	23.447	34.598	48.752	259.0	6:14.389								
4	1	1:48.968	22.163	34.472	52.333	258.4	8:03.357								
5	1	1:44.749	22.118	34.138	48.493	257.1	9:48.106								





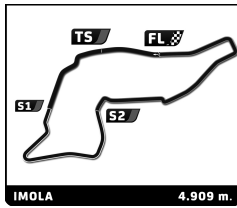
EUROPEAN LE MANS SERIES
4 Hours of Imola
Bronze Driver Collective Test

Sector Analysis

Lap under Red Flag Invalidated Lap Personal Best Session Best Crossing the pit lane

Lap	D	Time	Sector 1	Sector 2	Sector 3	T. Spd	Elapsed	Lap	D	Time	Sector 1	Sector 2	Sector 3	T. Spd	Elapsed															
6	1	1:44.815	22.180	33.812	48.823	257.8	11:32.921	3	1	1:44.124	21.894	33.495	48.735	260.2	5:35.212															
7	1	2:04.785 B	23.418	34.646	1:06.721	258.4	13:37.706	4	1	1:44.253	21.863	33.937	48.453	258.4	7:19.465															
8	1	2:35.457	1:07.585	35.008	52.864	169.0	16:13.163	5	1	1:45.642	21.866	33.758	50.018	258.4	9:05.107															
9	1	1:44.348	22.137	33.759	48.452	259.0	17:57.511	6	1	2:00.792 B	22.010	33.649	1:05.133	257.8	11:05.899															
10	1	1:53.918	22.068	34.143	57.707	259.0	19:51.429	7	1	2:41.284	1:17.924	34.481	48.879	176.8	13:47.183															
11	1	1:43.903	22.152	33.674	48.077	259.6	21:35.332	8	1	1:46.198	22.352	34.312	49.534	255.9	15:33.381															
12	1	2:00.298	25.309	36.068	58.921	242.7	23:35.630	9	1	1:45.738	22.255	34.496	48.987	256.5	17:19.119															
13	1	1:46.398	22.290	34.749	49.359	259.6	25:22.028	10	1	1:45.358	22.280	34.339	48.739	256.5	19:04.477															
14	1	1:43.683	22.185	33.590	47.908	259.0	27:05.711	11	1	1:46.300	22.141	35.103	49.056	256.5	20:50.777															
15	1	1:44.417	22.145	34.191	48.081	259.0	28:50.128	12	1	1:45.113	22.146	34.293	48.674	257.1	22:35.890															
16	1	1:46.101	22.086	34.938	49.077	259.0	30:36.229	13	1	1:45.073	22.178	34.331	48.564	256.5	24:20.963															
57 Kessel Racing 1. Takeshi KIMURA 2. Frederik SCHANDORFF 3. Mikkel JENSEN Ferrari 488 GTE Evo LMGTE								14								1	1:48.704	22.644	35.125	50.935	255.9	26:09.667								
1								1	2:42.967	1:13.981	39.199	49.787	171.7	2:42.967	15								1	1:45.219	22.262	34.317	48.640	255.9	27:54.886	
2								1	1:47.373	23.809	34.871	48.693	197.8	4:30.340	16								1	1:44.524	22.181	34.089	48.254	255.9	29:39.410	
3								1	1:44.737	22.185	34.047	48.505	262.1	6:15.077	17								1	1:44.596	22.253	33.952	48.391	255.9	31:24.006	
4								1	1:53.243	22.005	34.417	56.821	261.5	8:08.320	69 Oman Racing with TF Sport 1. Ahmad AL HARTHY 2. Marco SORENSEN 3. Samuel DE HAAN Aston Martin Vantage AMR LMGTE															
5								1	1:44.581	22.019	34.021	48.541	260.2	9:52.901	1								1	2:16.758	47.106	37.424	52.228	176.2	2:16.758	
6								1	1:51.147	23.411	35.441	52.295	218.2	11:44.048	2								1	1:55.302	21.832	33.739	59.731	261.5	4:12.060	
7								1	1:44.581	21.988	33.823	48.770	259.6	13:28.629	3								1	1:46.405	21.820	34.199	50.386	264.7	5:58.465	
8								1	2:57.521 B	22.252	34.800	2:00.469	259.6	16:26.150	4								1	1:48.605	21.640	36.458	50.507	264.1	7:47.070	
9								1	2:02.410	38.317	35.528	48.565	176.2	18:28.560	5								1	1:42.925	21.651	33.451	47.823	262.8	9:29.995	
10								1	1:47.443	22.265	34.848	50.330	258.4	20:16.003	6								1	1:43.044	21.707	33.505	47.832	262.8	11:13.039	
11								1	1:45.278	21.917	34.320	49.041	260.9	22:01.281	7								1	1:42.712	21.652	33.531	47.529	263.4	12:55.751	
12								1	1:44.236	21.995	34.176	48.065	259.0	23:45.517	8								1	3:49.921 B	21.815	33.527	2:54.579	264.1	16:45.672	
13								1	1:44.145	21.870	33.751	48.524	259.0	25:29.662	9								1	1:58.603	36.520	34.021	48.062	178.5	18:44.275	
14								1	1:44.075	22.044	33.922	48.109	259.0	27:13.737	10								1	1:44.884	21.852	34.682	48.350	261.5	20:29.159	
15								1	1:44.324	21.918	34.139	48.267	259.0	28:58.061	11								1	1:44.604	21.724	34.786	48.094	262.8	22:13.763	
60 Iron Lynx 1. Claudio SCHIAVONI 2. Matteo CRESSONI 3. Davide RIGON Ferrari 488 GTE Evo LMGTE								12								1	1:43.622	21.751	33.909	47.962	263.4	23:57.385								
1								1	2:20.269	49.345	38.015	52.909	171.4	2:20.269	13								1	1:45.575	21.749	35.633	48.193	262.1	25:42.960	
2								1	1:50.538	23.238	35.946	51.354	255.3	4:10.807	14								1	1:48.141	21.869	34.764	51.508	260.9	27:31.101	
3								1	1:50.249	23.111	35.677	51.461	255.9	6:01.056	15								1	1:43.524	21.751	33.767	48.006	261.5	29:14.625	
4								1	1:48.784	22.738	36.227	49.819	257.1	7:49.840	16								1	1:43.298	21.675	33.751	47.872	261.5	30:57.923	
5								1	2:29.796 B	23.496	35.867	1:30.433	239.5	10:19.636	77 Proton Competition 1. Christian RIED 2. Lorenzo FERRARI 3. Gianmaria BRUNI Porsche 911 RSR - 19 LMGTE															
6								1	2:05.232	37.612	37.015	50.605	178.8	12:24.868	1								1	2:50.531	1:06.635	44.610	59.286	169.0	2:50.531	
7								1	1:46.447	22.720	34.700	49.027	257.1	14:11.315	2								1	2:01.663	26.857	39.518	55.288	213.4	4:52.194	
8								1	1:46.719	22.497	35.034	49.188	255.9	15:58.034	3								1	1:54.426	23.675	36.024	54.727	255.9	6:46.620	
9								1	1:50.307	22.687	37.547	50.073	254.7	17:48.341	4								1	1:48.604	24.278	34.997	49.329	260.2	8:35.224	
10								1	1:46.719	22.651	34.750	49.318	257.8	19:35.060	5								1	1:46.324	22.224	34.579	49.521	260.9	10:21.548	
11								1	1:46.954	22.630	34.986	49.338	256.5	21:22.014	6								1	1:44.932	22.250	34.130	48.552	262.1	12:06.480	
12								1	2:28.097 B	23.385	35.127	1:29.585	257.8	23:50.111	7								1	1:45.157	22.420	34.196	48.541	262.1	13:51.637	
13								1	2:02.057	37.586	35.532	48.939	177.9	25:52.168	8								1	1:44.717	22.153	34.181	48.383	262.1	15:36.354	
14								1	1:45.786	22.442	34.433	48.911	255.3	27:37.954	9								1	2:46.878 B	22.248	34.115	1:50.515	262.1	18:23.232	
15								1	1:45.875	22.441	34.618	48.816	255.3	29:23.829	10								1	2:01.669	37.047	35.333	49.289	179.7	20:24.901	
16								1	1:46.078	22.469	34.519	49.090	255.9	31:09.907	11								1	1:43.685	22.007	33.570	48.108	264.1	22:08.586	
66 JMW Motorsport 1. Giacomo PETROBELLI 2. Sean HUDSPETH 3. Matthew PAYNE Ferrari 488 GTE Evo LMGTE								12								1	1:43.542	22.049	33.455	48.038	264.1	23:52.128								
1								1	2:04.909	35.589	38.012	51.308	174.5	2:04.909	13								1	1:43.406	21.979	33.665	47.762	262.8	25:35.534	
2								1	1:46.179	22.660	34.051	49.468	258.4	3:51.088	14								1	1:46.939	22.773	35.159	49.007	262.8	27:22.473	
																15								1	1:43.270	21.908	33.688	47.674	262.8	29:05.743
																16								1	1:43.966	22.048	33.591	48.327	262.8	30:49.709





EUROPEAN LE MANS SERIES
4 Hours of Imola
Bronze Driver Collective Test

Sector Analysis

Lap under Red Flag							Invalidated Lap		Personal Best	Session Best	B Crossing the pit lane				
Lap	D	Time	Sector 1	Sector 2	Sector 3	T. Spd	Elapsed	Lap	D	Time	Sector 1	Sector 2	Sector 3	T. Spd	Elapsed
83	Iron Lynx		3. Sarah BOVY		Ferrari 488 GTE Evo										
		1. Rahel FREY				LMGTE									
		2. Michelle GATTING													
1	3	2:00.951	36.461	35.331	49.159	173.6	2:00.951	11	1	1:45.934	22.104	34.448	49.382	262.8	21:18.180
2	3	1:43.692	22.297	33.634	47.761	255.9	3:44.643	12	1	1:45.356	22.109	34.440	48.807	264.1	23:03.536
3	3	1:45.182	22.027	33.400	49.755	257.8	5:29.825	13	1	1:45.667	22.232	34.561	48.874	262.1	24:49.203
4	3	1:43.906	22.256	33.659	47.991	257.1	7:13.731	14	1	1:48.133	22.601	35.472	50.060	262.1	26:37.336
5	3	1:44.751	22.818	33.733	48.200	257.1	8:58.482	15	1	2:09.779	22.892	34.969	1:11.918	261.5	28:47.115
6	3	1:43.847	22.040	33.865	47.942	257.8	10:42.329	16	1	1:48.757	22.854	35.267	50.636	261.5	30:35.872
7	3	1:47.308	22.142	33.806	51.360	257.8	12:29.637								
8	3	1:46.197	22.137	33.902	50.158	258.4	14:15.834								
9	3	1:44.227	22.149	33.609	48.469	258.4	16:00.061								
10	3	1:45.122	22.134	34.743	48.245	259.0	17:45.183								
11	3	1:44.275	22.133	33.897	48.245	256.5	19:29.458								
12	3	1:43.873	22.149	33.741	47.983	257.1	21:13.331								
13	3	1:44.211	22.188	33.819	48.204	257.8	22:57.542								
14	3	1:45.887	22.073	35.551	48.263	256.5	24:43.429								
15	3	1:47.592	22.104	33.946	51.542	257.1	26:31.021								
16	3	1:46.281	22.281	35.541	48.459	255.9	28:17.302								
17	3	1:45.899	22.105	33.928	49.866	257.1	30:03.201								
88	AF Corse		3. Alessio ROVERA		Oreca 07 - Gibson										
		1. François PERRODO				LMP2 P/A									
		2. Nicklas NIELSEN													
1	1	1:45.418	26.679	32.769	45.970	188.5	1:45.418	11	1	2:37.211	1:07.653	39.175	50.383	177.9	2:37.211
2	1	1:38.332	20.657	32.024	45.651	278.4	3:23.750	12	1	1:47.496	22.529	35.551	49.416	260.9	4:24.707
3	1	1:37.731	20.598	31.590	45.543	281.2	5:01.481	13	1	1:46.950	22.163	35.073	49.714	261.5	6:11.657
4	1	2:28.370 B	20.389	31.695	1:36.286	281.2	7:29.851	14	1	1:52.490	22.527	36.395	53.568	260.9	8:04.147
5	1	3:10.043	1:51.453	32.006	46.584	193.9	10:39.894	15	1	1:48.316	22.509	35.915	49.892	260.9	9:52.463
6	1	1:37.959	20.657	31.820	45.482	280.5	12:17.853	16	1	1:48.859	23.165	35.760	49.934	261.5	11:41.322
7	1	1:36.946	20.245	31.364	45.337	283.5	13:54.799	17	1	1:46.877	22.530	34.953	49.394	261.5	13:28.199
8	1	1:37.945	20.424	31.430	46.091	282.0	15:32.744	18	1	1:48.128	22.247	34.906	50.975	260.9	15:16.327
9	1	1:37.074	20.380	31.340	45.354	280.5	17:09.818	19	1	1:47.319	22.547	35.429	49.343	256.5	17:03.646
10	1	1:37.244	20.414	31.228	45.602	282.0	18:47.062	20	1	1:46.771	22.347	34.874	49.550	262.1	18:50.417
11	1	1:37.532	20.179	31.841	45.512	281.2	20:24.594	21	1	1:46.290	22.184	35.080	49.026	262.8	20:36.707
12	1	1:38.091	20.422	31.402	46.267	282.0	22:02.685	22	1	1:46.517	22.113	34.957	49.447	262.1	22:23.224
13	1	1:37.457	20.468	31.384	45.605	282.0	23:40.142	23	1	1:46.090	22.305	34.631	49.154	261.5	24:09.314
14	1	1:39.447	20.537	32.505	46.405	285.0	25:19.589	24	1	1:46.471	22.316	34.833	49.322	262.1	25:55.785
15	1	1:37.935	20.218	31.769	45.948	282.0	26:57.524	25	1	1:46.092	22.209	34.750	49.133	262.8	27:41.877
16	1	1:36.904	20.238	31.547	45.119	280.5	28:34.428								
17	1	1:36.406	20.191	31.130	45.085	281.2	30:10.834								
93	Proton Competition		3. Richard LIETZ		Porsche 911 RSR - 19										
		1. Michael FASSBENDER				LMGTE									
		2. Zacharie ROBICHON													
1	1	3:32.494	2:06.054	36.776	49.664	169.3	3:32.494								
2	1	1:47.941	22.355	34.999	50.587	263.4	5:20.435								
3	1	1:47.428	22.594	34.734	50.100	262.1	7:07.863								
4	1	1:46.191	22.461	34.491	49.239	261.5	8:54.054								
5	1	1:46.394	22.652	34.653	49.089	261.5	10:40.448								
6	1	1:45.988	22.709	34.360	48.919	260.9	12:26.436								
7	1	1:45.627	22.286	34.534	48.807	263.4	14:12.063								
8	1	1:46.443	22.605	34.664	49.174	262.8	15:58.506								
9	1	1:48.215	22.484	36.593	49.138	262.1	17:46.721								
10	1	1:45.525	22.144	34.558	48.823	262.8	19:32.246								

