

EUROPEAN LE MANS SERIES

4 Hours of Imola

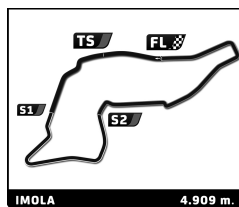
Free Practice 2

Sector Analysis

Lap under Red Flag Invalidated Lap Personal Best Session Best Crossing the pit lane

Lap	D	Time	Sector 1	Sector 2	Sector 3	T. Spd	Elapsed	Lap	D	Time	Sector 1	Sector 2	Sector 3	T. Spd	Elapsed
2	United Autosports Ligier JS P320 - Nissan							21 2 1:43.528	21.549 33.950 48.029 259.0 47:48.701						
	1. Bailey VOISIN 3. Finn GEHRITZ LMP3								22 2 1:42.525 21.399 33.485 47.641 264.7 49:31.226						
2. Joshua CAYGILL							23 2 1:43.501 21.578 33.697 48.226 264.7 51:14.727								
1	1	3:29.787	2:02.974	36.447	50.366	182.1	3:29.787	24	2	1:42.381	21.388	33.352	47.641	266.7	52:57.108
2	1	1:41.690	21.310	32.907	47.473	266.0	5:11.477	25	2	1:41.830	21.391	33.022	47.417	265.4	54:38.938
3	1	1:40.344	21.154	32.474	46.716	268.0	6:51.821	26	2	1:41.783	21.443	32.930	47.410	265.4	56:20.721
4	1	1:40.492	21.133	32.503	46.856	264.1	8:32.313	27	2	3:17.729 B	21.540	33.932	2:22.257	268.0	59:38.450
5	1	1:39.950	20.992	32.546	46.412	267.3	10:12.263	28	1	2:00.794	38.760	33.868	48.166	184.3	1:01:39.244
6	1	1:40.486	21.065	32.519	46.902	266.7	11:52.749	29	1	1:42.327	21.204	32.794	48.329	265.4	1:03:21.571
7	1	1:40.324	21.168	32.498	46.658	264.7	13:33.073	30	1	1:40.719	21.155	32.703	46.861	265.4	1:05:02.290
8	1	3:15.676 B	21.051	32.778	2:21.847	268.0	16:48.749	31	1	1:40.615	21.037	32.829	46.749	268.0	1:06:42.905
9	3	3:45.177	59.759	1:07.989	1:37.429	81.1	20:33.926	32	1	1:41.854	21.342	32.715	47.797	266.0	1:08:24.759
10	3	2:40.337	54.370	57.338	48.629	81.8	23:14.263	33	1	1:45.876	21.165	32.578	52.133	264.1	1:10:10.635
11	3	1:42.836	21.421	34.153	47.262	262.1	24:57.099	34	1	1:45.216	21.227	32.639	51.350	264.7	1:11:55.851
12	3	1:42.962	21.493	33.117	48.352	270.0	26:40.061	35	1	3:19.449 B	21.135	33.077	2:25.237	266.0	1:15:15.300
13	3	1:40.769	21.260	32.713	46.796	266.0	28:20.830	36	2	1:57.179	35.853	33.809	47.517	184.3	1:17:12.479
14	3	1:40.470	21.134	32.577	46.759	266.0	30:01.300	37	2	1:43.128	21.449	34.337	47.342	264.7	1:18:55.607
15	3	1:39.848	20.930	32.322	46.596	266.0	31:41.148	38	2	1:47.239	25.188	33.972	48.079	260.2	1:20:42.846
16	3	1:39.939	20.933	32.513	46.493	266.7	33:21.087	39	2	1:42.451	21.613	33.386	47.452	264.1	1:22:25.297
17	3	1:39.906	20.910	32.295	46.701	266.7	35:00.993	40	2	1:43.905	21.784	33.688	48.433	265.4	1:24:09.202
18	3	1:40.637 B	21.937	33.405	9:28.295	266.0	45:24.630	41	2	1:43.577	21.798	33.618	48.161	265.4	1:25:52.779
19	2	2:01.312	36.817	36.013	48.482	188.5	47:25.942	4 DKR Engineering Duqueine M30 - D08 - Nissan							
20	2	1:44.598	21.663	33.858	49.077	265.4	49:10.540	1. Sebastian ALVAREZ 3. Tom VAN ROMPUY LMP3							
21	2	1:45.389	21.958	34.764	48.667	264.7	50:55.929	2. Alexander BUKHANTSOV							
22	2	1:43.922	21.541	34.082	48.299	263.4	52:39.851	1	1	2:29.319	56.231	39.402	53.686	144.8	2:29.319
23	2	1:42.559	21.517	33.235	47.807	265.4	54:22.410	2	1	1:54.113	23.487	39.023	51.603	234.8	4:23.432
24	2	1:44.054	21.604	34.070	48.380	264.7	56:06.464	3	1	1:49.316	24.810	35.355	49.151	228.3	6:12.748
25	2	1:46.626	22.100	36.116	48.420	265.4	57:53.100	4	1	22:54.095 B	23.066	37.379	...	251.7	29:06.843
26	2	1:42.106	21.391	33.183	47.532	264.7	59:35.206	5	1	2:00.470	38.638	34.270	47.562	166.4	31:07.313
27	2	1:42.092	21.340	33.298	47.454	264.7	1:01:17.298	6	1	1:42.405	21.387	32.930	48.088	270.7	32:49.718
3 United Autosports Ligier JS P320 - Nissan							7 1 2:01.329 B 21.311 32.690 2:07.338 271.4 35:51.057								
1. Kay VAN BERLO LMP3							8 1 2:01.841 35.541 35.560 50.740 186.5 37:52.898								
2. Andrew BENTLEY							9 1 1:41.743 21.513 32.589 47.641 272.0 39:34.641								
1	1	2:09.573	45.369	35.362	48.842	183.4	2:09.573	10	1	1:40.838	20.846	32.569	47.423	274.1	41:15.479
2	1	1:44.513	22.064	34.541	47.908	243.8	3:54.086	11	1	5:02.358 B	20.736	32.362	4:09.260	273.4	46:17.837
3	1	1:41.148	21.366	32.823	46.959	264.7	5:35.234	12	2	2:00.139	37.045	34.492	48.602	181.5	48:17.976
4	1	1:40.718	21.096	32.642	46.980	264.7	7:15.952	13	2	1:46.890	21.729	34.787	50.974	270.0	50:04.866
5	1	1:49.247	22.919	35.929	50.399	228.3	9:05.199	14	2	1:44.429	21.713	34.388	48.328	272.7	51:49.295
6	1	5:34.362 B	21.014	32.868	4:40.480	266.0	14:39.561	15	2	1:43.520	21.445	33.747	48.328	283.5	53:32.815
7	1	2:10.642	36.020	42.150	52.472	183.4	16:50.203	16	2	1:44.781	21.671	33.862	49.248	270.7	55:17.596
8	1	3:25.528	40.505	1:07.544	1:37.479	157.2	20:15.731	17	2	1:47.782	21.319	33.779	52.684	272.0	57:05.378
9	1	2:49.946	54.241	1:07.318	48.387	81.9	23:05.677	18	2	1:45.936	21.903	35.321	48.712	269.3	58:51.314
10	1	1:40.475	21.314	32.588	46.573	262.8	24:46.152	19	2	4:08.874 B	21.592	34.394	3:12.888	270.7	1:03:00.188
11	1	1:46.532	22.720	33.410	50.402	266.7	26:32.684	20	3	2:01.352	37.575	35.196	48.581	177.3	1:05:01.540
12	1	1:41.850	21.295	33.916	46.639	265.4	28:14.534	21	3	3:07.216	21.405	1:56.988	48.823	270.0	1:08:08.756
13	1	1:40.256	21.025	32.799	46.432	265.4	29:54.790	22	3	1:43.524	21.628	34.042	47.854	268.7	1:09:52.280
14	1	1:40.067	21.020	32.609	46.438	266.7	31:34.857	23	3	1:42.997	21.438	33.728	47.831	271.4	1:11:35.277
15	1	4:03.013 B	21.059	32.389	3:09.565	266.0	35:37.870	24	3	11:51.515 B	22.309	34.616	...	273.4	1:23:26.792
16	2	1:57.619	36.138	33.409	48.072	183.4	37:35.489	25	1	2:09.474	39.642	37.858	51.974	147.9	1:25:36.266
17	2	1:42.715	21.632	33.443	47.640	257.1	39:18.204	5 RLR M Sport Ligier JS P320 - Nissan							
18	2	1:42.765	21.718	33.497	47.550	262.8	41:00.969	1. Michael JENSEN 3. Alex KAPADIA LMP3							
19	2	2:00.716	22.046	34.108	1:04.562	266.0	43:01.685	2. Nick ADCOCK							
20	2	3:03.488	54.287	1:07.630	1:01.571	81.4	46:05.173	1	3	2:06.807	42.285	35.277	49.245	177.6	2:06.807





EUROPEAN LE MANS SERIES

4 Hours of Imola

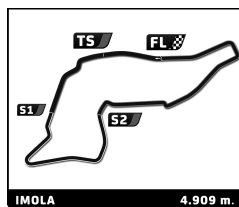
Free Practice 2

Sector Analysis

Lap under Red Flag Invalidated Lap Personal Best Session Best Crossing the pit lane

Lap	D	Time	Sector 1	Sector 2	Sector 3	T. Spd	Elapsed	Lap	D	Time	Sector 1	Sector 2	Sector 3	T. Spd	Elapsed
2	3	3:20.297 B	21.344	33.071	2:25.882	270.0	5:27.104	17	1	3:27.838 B	21.792	34.524	2:31.522	273.4	36:23.440
3	3	1:55.178	35.610	32.808	46.760	185.2	7:22.282	18	3	1:59.500	36.023	35.025	48.452	186.2	38:22.940
4	3	1:40.423	21.192	32.552	46.679	272.0	9:02.705	19	3	1:42.015	21.395	33.263	47.357	270.7	40:04.955
5	3	1:40.574	21.029	32.432	47.113	273.4	10:43.279	20	3	1:43.354	21.131	34.323	47.900	270.7	41:48.309
6	3	1:40.576	20.984	32.864	46.728	274.1	12:23.855	21	3	22:15.404 B	21.315	59.302	...	272.0	1:04:03.713
7	3	1:44.641	20.892	32.434	51.315	274.8	14:08.496	22	3	2:02.621	38.244	35.989	48.388	177.6	1:06:06.334
8	3	8:19.726 B	20.949	32.341	7:26.436	276.2	22:28.222	23	3	1:44.373	21.749	35.021	47.603	268.0	1:07:50.707
9	3	1:56.807	35.848	33.574	47.385	184.6	24:25.029	24	3	1:42.210	21.586	33.269	47.355	268.0	1:09:32.917
10	3	1:44.494	21.284	33.135	50.075	271.4	26:09.523	25	3	1:42.082	21.477	33.095	47.510	269.3	1:11:14.999
11	3	3:19.183 B	21.328	34.155	2:23.700	271.4	29:28.706	26	3	13:38.210 B	50.407	37.297	...	272.0	1:24:53.209
12	3	1:56.951	35.973	33.295	47.683	183.4	31:25.657	7 Nielsen Racing Ligier JS P320 - Nissan							
13	3	1:41.976	21.541	33.307	47.128	270.0	33:07.633	1. Anthony WELLS LMP3							
14	3	1:41.527	21.285	33.263	46.979	270.7	34:49.160	2. James LITTLEJOHN							
15	3	12:17.787 B	21.655	33.431	...	271.4	47:06.947	1	2	2:04.706	37.751	34.039	52.916	179.4	2:04.706
16	2	2:03.202	38.352	35.607	49.243	180.6	49:10.149	2	2	1:41.007	21.383	32.723	46.901	266.0	3:45.713
17	2	1:46.721	21.982	34.899	49.840	268.0	50:56.870	3	2	1:40.856	21.242	32.740	46.874	269.3	5:26.569
18	2	1:45.100	21.784	34.867	48.449	270.7	52:41.970	4	2	1:41.203	21.008	32.799	47.396	274.1	7:07.772
19	2	1:44.589	21.857	34.259	48.473	270.7	54:26.559	5	2	1:42.742	22.623	33.108	47.011	230.8	8:50.514
20	2	1:44.578	21.621	34.189	48.768	270.7	56:11.137	6	2	1:40.168	20.967	32.573	46.628	271.4	10:30.682
21	2	1:44.813	21.775	34.177	48.861	272.0	57:55.950	7	2	1:40.212	21.010	32.541	46.661	270.7	12:10.894
22	2	1:45.429	22.258	34.204	48.967	269.3	59:41.379	8	2	1:40.442	21.088	32.631	46.723	270.0	13:51.336
23	2	1:43.604	21.650	33.678	48.276	270.0	1:01:24.983	9	2	1:42.291	21.216	33.450	47.625	270.7	15:33.627
24	2	1:44.010	21.494	34.284	48.232	272.7	1:03:08.993	10	2	4:56.134 B	21.010	32.556	4:02.568	271.4	20:29.761
25	2	3:23.112 B	21.984	34.317	2:26.811	270.7	1:06:32.105	11	1	2:46.532	1:00.396	57.083	49.053	81.8	23:16.293
26	1	2:02.776	37.855	35.247	49.674	183.1	1:08:34.881	12	1	1:44.710	21.897	33.954	48.859	269.3	25:01.003
27	1	1:45.255	22.090	34.259	48.906	269.3	1:10:20.136	13	1	1:44.659	21.587	34.572	48.500	270.7	26:45.662
28	1	1:44.422	22.021	34.133	48.268	270.0	1:12:04.558	14	1	1:44.413	21.833	34.333	48.247	271.4	28:30.075
29	1	1:45.227	22.023	34.239	48.965	272.7	1:13:49.785	15	1	1:42.371	21.387	33.329	47.655	270.0	30:12.446
30	1	1:43.873	21.844	34.020	48.009	274.1	1:15:33.658	16	1	1:44.918	21.994	34.363	48.561	271.4	31:57.364
31	1	1:45.209	21.907	34.193	49.109	272.7	1:17:18.867	17	1	1:44.194	21.713	34.348	48.133	269.3	33:41.558
32	1	1:44.120	21.926	33.946	48.248	272.0	1:19:02.987	18	1	2:05.175 B	21.753	34.441	1:08.981	273.4	35:46.733
33	1	2:50.573	22.177	35.211	1:53.185	272.7	1:21:53.560	19	1	5:29.974	4:05.684	34.724	49.566	185.2	41:16.707
34	1	1:45.297	22.452	34.235	48.610	267.3	1:23:38.857	20	1	2:43.347 B	21.789	34.321	1:47.237	269.3	44:00.054
35	1	1:44.278	21.712	33.930	48.636	272.0	1:25:23.135	9 Prema Racing Oreca 07 - Gibson							
6 360 Racing			Ligier JS P320 - Nissan				1. Lorenzo COLOMBO				3. Ferdinand HABSBURG LMP2				
1. Terrence WOODWARD			3. Mark RICHARDS				2. Louis DELETRAZ								
2. Ross KAISER															
1	2	2:35.756	1:11.789	34.342	49.625	183.7	2:35.756	1	2	2:00.623	40.166	32.688	47.769	190.8	2:00.623
2	2	1:44.907	21.643	34.056	49.208	270.7	4:20.663	2	2	1:36.415	19.984	31.068	45.363	283.5	3:37.038
3	2	1:42.830	21.368	32.773	48.689	272.0	6:03.493	3	2	1:39.352	20.727	32.813	45.812	285.7	5:16.390
4	2	1:42.832	21.126	32.233	49.473	272.7	7:46.325	4	2	1:35.134	19.887	30.503	44.744	285.7	6:51.524
5	2	1:40.410	21.124	32.566	46.720	272.7	9:26.735	5	2	5:56.705 B	19.712	30.802	5:06.191	285.0	12:48.229
6	2	3:17.851 B	21.226	33.252	2:23.373	272.0	12:44.586	6	2	1:56.730	34.803	31.828	50.099	196.0	14:44.959
7	1	2:01.841	38.325	35.022	48.494	184.6	14:46.427	7	2	1:33.204	19.562	29.951	43.691	284.2	16:18.163
8	1	1:42.745	21.358	33.576	47.811	272.0	16:29.172	8	2	6:23.915 B	20.497	42.704	5:20.714	283.5	22:42.078
9	1	2:55.969	21.866	57.345	1:36.758	270.7	19:25.141	9	3	1:52.841	35.648	32.254	44.939	194.2	24:34.919
10	1	3:15.586	54.348	1:07.555	1:13.683	81.9	22:40.727	10	3	1:35.373	19.826	31.260	44.287	282.7	26:10.292
11	1	1:43.454	21.972	33.554	47.928	262.8	24:24.181	11	3	1:35.404	20.536	30.772	44.096	278.4	27:45.696
12	1	1:41.811	21.513	32.924	47.374	269.3	26:05.992	12	3	1:34.952	19.871	30.585	44.496	281.2	29:20.648
13	1	1:41.245	21.218	32.841	47.186	271.4	27:47.237	13	3	1:33.882	19.757	30.268	43.857	282.0	30:54.530
14	1	1:44.752	21.862	33.253	49.637	272.7	29:31.989	14	3	1:33.477	19.609	30.361	43.507	283.5	32:28.007
15	1	1:42.413	21.276	33.131	48.006	272.7	31:14.402	15	3	1:34.200	19.679	30.520	44.001	282.0	34:02.207
16	1	1:41.200	21.168	33.102	46.930	270.0	32:55.602	16	3	1:33.626	19.597	30.479	43.550	282.7	35:35.833
								17	3	1:34.769	19.644	30.983	44.142	285.0	37:10.602





EUROPEAN LE MANS SERIES

4 Hours of Imola

Free Practice 2

Sector Analysis

Lap under Red Flag Invalidated Lap Personal Best Session Best Crossing the pit lane

Lap	D	Time	Sector 1	Sector 2	Sector 3	T. Spd	Elapsed	Lap	D	Time	Sector 1	Sector 2	Sector 3	T. Spd	Elapsed
18	3	8:43.293 B	19.698	30.399	7:53.196	285.7	45:53.895	27	3	1:42.872	21.422	33.756	47.694	270.0	1:01:12.646
19	3	1:51.872	35.084	31.881	44.907	193.5	47:45.767	28	3	1:42.373	21.642	33.190	47.541	266.7	1:02:55.019
20	3	1:35.892	19.822	31.105	44.965	281.2	49:21.659	29	3	1:43.864	21.539	34.142	48.183	270.0	1:04:38.883
21	3	1:37.407	19.747	31.378	46.282	280.5	50:59.066	30	3	2:03.139 B	21.259	34.154	1:07.726	274.8	1:06:42.022
22	3	1:37.727	19.968	32.729	45.030	282.0	52:36.793	31	3	3:34.599 B	1:55.534	33.547	1:05.518	187.5	1:10:16.621
23	3	3:00.516 B	20.137	31.879	2:08.500	285.0	55:37.309	32	2	3:34.756 B	1:55.882	33.505	1:05.369	186.5	1:13:51.377
24	1	1:51.689	34.712	32.163	44.814	195.7	57:28.998	33	1	3:18.208 B	1:41.761	33.180	1:03.267	184.9	1:17:09.585
25	1	1:34.628	19.867	30.683	44.078	279.8	59:03.626	34	1	3:32.257 B	1:56.701	32.691	1:02.865	187.2	1:20:41.842
26	1	1:34.581	19.826	30.624	44.131	280.5	1:00:38.207								
27	1	1:34.303	19.838	30.497	43.968	281.2	1:02:12.510								
28	1	1:34.348	19.695	30.729	43.924	282.0	1:03:46.858								
29	1	1:34.132	19.740	30.362	44.030	280.5	1:05:20.990								
30	1	1:35.851	19.851	30.903	45.097	279.8	1:06:56.841								
31	1	1:34.949	19.756	30.647	44.546	285.7	1:08:31.790								
32	1	1:34.205	19.763	30.333	44.109	280.5	1:10:05.995								
33	1	1:35.167	19.790	31.302	44.075	284.2	1:11:41.162								
34	1	1:36.001	20.623	30.823	44.555	282.7	1:13:17.163								
35	1	1:33.958	19.732	30.386	43.840	282.0	1:14:51.121								
36	1	1:33.882	19.708	30.418	43.756	282.0	1:16:25.003								
37	1	1:33.999	19.742	30.502	43.755	282.0	1:17:59.002								
38	1	2:54.035 B	19.869	31.599	2:02.567	282.0	1:20:53.037								
39	2	1:51.603	34.746	31.621	45.236	196.0	1:22:44.640								
40	2	1:34.440	19.883	30.467	44.090	284.2	1:24:19.080								
41	2	1:34.861	19.561	31.265	44.035	285.0	1:25:53.941								

10 Eurointernational Ligier JS P320 - Nissan
 1. Glenn VAN BERLO LMP3
 2. Xavier LLOVERAS 3. Adrien CHILA

1	2	3:37.157	2:11.843	34.979	50.335	183.1	3:37.157
2	2	1:43.567	21.623	33.556	48.388	271.4	5:20.724
3	2	1:40.071	21.066	32.391	46.614	270.7	7:00.795
4	2	1:40.121	20.854	32.365	46.902	268.7	8:40.916
5	2	1:40.148	20.897	32.179	47.072	270.0	10:21.064
6	2	1:56.799 B	20.885	32.832	1:03.082	271.4	12:17.863
7	2	3:30.544 B	1:54.065	32.913	1:03.586	187.8	15:48.427
8	1	8:08.167	6:47.152	33.316	47.699	149.8	23:56.594
9	1	1:41.570	21.273	32.581	47.716	270.0	25:38.164
10	1	1:40.970	20.910	33.172	46.888	270.0	27:19.134
11	1	1:39.783	20.857	32.349	46.577	272.0	28:58.917
12	1	1:40.875	21.382	32.536	46.957	272.0	30:39.792
13	1	1:40.155	20.995	32.188	46.972	272.0	32:19.947
14	1	1:39.919	20.891	32.344	46.684	272.7	33:59.866
15	1	1:57.405 B	20.721	32.671	1:04.013	272.0	35:57.271
16	3	3:43.068	2:19.606	34.972	48.490	185.9	39:40.339
17	3	1:43.294	21.604	33.658	48.032	266.0	41:23.633
18	3	2:35.849 B	21.465	34.776	1:39.608	271.4	43:59.482
19	3	3:19.984	1:57.663	33.970	48.351	183.7	47:19.466
20	3	1:43.989	21.830	34.010	48.149	271.4	49:03.455
21	3	1:44.490	21.743	33.999	48.748	272.0	50:47.945
22	3	1:44.898	22.069	34.702	48.127	270.7	52:32.843
23	3	1:44.175	21.597	33.621	48.957	272.7	54:17.018
24	3	1:42.528	21.486	33.402	47.640	270.7	55:59.546
25	3	1:47.056	21.371	34.902	50.783	270.0	57:46.602
26	3	1:43.172	21.597	33.730	47.845	267.3	59:29.774

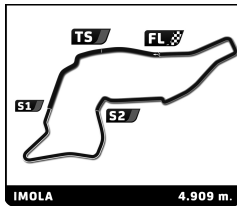
11 Eurointernational Ligier JS P320 - Nissan
 1. Marcos SIEBERT LMP3
 2. Max KOEBOLT 3. Jérôme DE SADELEER

1	2	37:49.314	...	37.999	52.206	171.4	37:49.314
2	2	1:50.504	23.412	36.494	50.598	229.8	39:39.818
3	2	2:05.244	27.731	37.622	59.891	168.0	41:45.062
4	2	2:49.870 B	21.602	45.493	1:42.775	262.1	44:34.932
5	2	3:17.293	1:41.152	33.990	1:02.151	184.9	47:52.225
6	2	1:50.820	21.633	33.571	55.616	264.7	49:43.045
7	2	1:41.144	21.352	32.965	46.827	266.7	51:24.189
8	2	1:40.338	21.214	32.575	46.549	268.0	53:04.527
9	2	1:42.377	21.119	32.409	48.849	270.0	54:46.904
10	2	1:40.169	21.137	32.196	46.836	267.3	56:27.073
11	2	1:44.739	21.085	32.462	51.192	269.3	58:11.812
12	2	1:54.786	21.652	39.924	53.210	268.0	1:00:06.598
13	2	1:40.977	21.234	32.697	47.046	268.7	1:01:47.575
14	2	1:40.669	21.029	32.825	46.815	269.3	1:03:28.244
15	2	1:42.035	21.482	33.636	46.917	268.7	1:05:10.279
16	2	1:56.882 B	21.135	32.717	1:03.030	269.3	1:07:07.161
17	2	4:43.770	3:23.026	33.283	47.461	183.1	1:11:50.931
18	2	1:46.001	22.991	34.602	48.408	269.3	1:13:36.932
19	2	1:41.321	21.302	32.884	47.135	265.4	1:15:18.253
20	2	1:41.896	21.779	32.966	47.151	267.3	1:17:00.149
21	2	1:44.768	21.616	34.465	48.687	270.0	1:18:44.917
22	2	1:43.199	22.263	33.668	47.268	258.4	1:20:28.116
23	2	1:41.404	21.288	32.844	47.272	269.3	1:22:09.520
24	2	1:41.179	21.281	32.944	46.954	268.0	1:23:50.699
25	2	1:41.554	21.619	32.939	46.996	268.0	1:25:32.253
26	2	3:01.441 B	21.364	57.627	1:42.450	268.0	1:28:33.694

13 Inter Europol Competition Ligier JS P320 - Nissan
 1. Nicolas PINO LMP3
 2. Charles CREWS 3. Guilherme OLIVEIRA

1	1	2:10.341	48.368	34.252	47.721	182.1	2:10.341
2	1	1:42.230	21.587	33.748	46.895	270.7	3:52.571
3	1	1:40.236	21.065	32.541	46.630	270.7	5:32.807
4	1	1:40.126	20.971	32.562	46.593	270.7	7:12.933
5	1	1:40.065	20.842	32.640	46.583	271.4	8:52.998
6	1	1:40.733	21.001	32.578	47.154	272.0	10:33.731
7	1	1:40.249	21.031	32.752	46.466	272.0	12:13.980
8	1	1:39.782	20.959	32.396	46.427	271.4	13:53.762
9	1	1:42.694	21.468	34.380	46.846	271.4	15:36.456
10	1	3:25.366 B	20.955	33.869	2:30.542	273.4	19:01.822
11	3	3:28.763	59.319	1:08.277	1:21.167	79.9	22:30.585
12	3	1:42.360	21.604	33.228	47.528	268.7	24:12.945
13	3	1:41.306	21.121	32.908	47.277	272.0	25:54.251





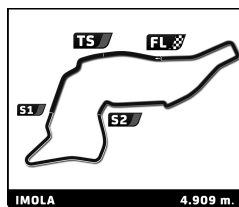
EUROPEAN LE MANS SERIES
4 Hours of Imola
Free Practice 2

Sector Analysis

Lap under Red Flag Invalidated Lap Personal Best Session Best Crossing the pit lane

Lap	D	Time	Sector 1	Sector 2	Sector 3	T. Spd	Elapsed	Lap	D	Time	Sector 1	Sector 2	Sector 3	T. Spd	Elapsed
14	3	1:40.995	21.069	32.634	47.292	272.7	27:35.246	33	1	1:39.401	20.987	32.224	46.190	268.7	1:23:09.107
15	3	1:41.028	21.084	32.973	46.971	273.4	29:16.274	34	1	1:38.808	20.699	32.122	45.987	270.7	1:24:47.915
16	3	1:40.234	21.002	32.438	46.794	272.0	30:56.508	15 RLR MSport Ligier JS P320 - Nissan LMP3 1.Horst FELBERMAYR JR 3.Austin MCCUSKER 2.Valentino CATALANO							
17	3	1:41.063	20.892	32.902	47.269	274.1	32:37.571	1	2	3:20.423	1:28.324	46.941	1:05.158	146.1	3:20.423
18	3	1:40.292	20.985	32.529	46.778	272.0	34:17.863	2	2	4:03.746 B	38.904	44.919	2:39.923	136.4	7:24.169
19	3	3:20.589 B	20.943	32.592	2:27.054	272.0	37:38.452	3	2	1:58.283	35.977	33.266	49.040	184.6	9:22.452
20	2	3:33.251 B	36.496	34.568	2:22.187	184.9	41:11.703	4	2	1:39.398	20.983	32.144	46.271	271.4	11:01.850
21	1	3:59.853 B	36.207	33.685	2:49.961	186.5	45:11.556	5	2	1:40.358	20.750	32.454	47.154	273.4	12:42.208
22	3	3:36.736 B	40.297	34.091	2:22.348	134.0	48:48.292	6	2	1:38.488	20.701	31.855	45.932	272.7	14:20.696
23	2	3:32.037 B	36.120	33.940	2:21.977	184.3	52:20.329	7	2	11:12.622 B	20.878	32.226	...	274.8	25:33.318
24	1	3:31.262 B	36.487	34.036	2:20.739	185.9	55:51.591	8	1	2:03.702	38.273	34.280	51.149	175.9	27:37.020
25	3	1:59.033	36.829	34.636	47.568	185.2	57:50.624	9	1	1:43.712	21.620	34.070	48.022	272.0	29:20.732
26	3	1:41.028	21.181	32.845	47.002	270.7	59:31.652	10	1	1:44.649	21.776	34.390	48.483	270.7	31:05.381
27	3	1:41.277	21.312	32.746	47.219	272.7	1:01:12.929	11	1	1:42.474	21.272	33.598	47.604	272.0	32:47.855
28	3	1:37.062 B	21.788	33.194	...	273.4	1:14:49.991	12	1	1:42.984	21.494	33.619	47.871	272.0	34:30.839
29	3	1:57.790	36.179	32.616	48.995	184.9	1:16:47.781	17 COOL Racing Ligier JS P320 - Nissan LMP3 1.Maurice SMITH 3.Malthe JAKOBSEN 2.Michael BENHAM							
30	3	1:43.160	21.209	32.027	49.924	271.4	1:18:30.941	1	1	4:32.424 B	1:33.563	36.189	2:22.672	182.4	4:32.424
31	3	1:38.554	20.750	31.897	45.907	271.4	1:20:09.495	2	2	3:34.031 B	37.118	34.224	2:22.689	184.3	8:06.455
14 Inter Europol Competition Ligier JS P320 - Nissan LMP3 1.Noam ABRAMCZYK 3.James DAYSON 2.Mateusz KAPRZYK								3	3	1:55.605	35.624	32.867	47.114	185.6	10:02.060
1	2	2:21.975	51.911	37.031	53.033	182.1	2:21.975	4	3	1:40.786	20.900	33.158	46.728	269.3	11:42.846
2	2	1:51.135	22.689	38.018	50.428	237.4	4:13.110	5	3	1:39.705	20.829	32.264	46.612	270.7	13:22.551
3	2	1:51.887	23.891	37.511	50.485	226.4	6:04.997	6	3	1:38.810	20.682	32.045	46.083	272.7	15:01.361
4	2	1:46.197	23.480	33.565	49.152	222.7	7:51.194	7	3	1:39.025	20.700	32.153	46.172	272.7	16:40.386
5	2	2:00.013	25.619	37.659	56.735	206.9	9:51.207	18 Absolute Racing Porsche 911 RSR - 19 LMGTE 1.Andrew HARYANTO 3.Alessio PICARIELLO 2.Martin RUMP							
6	2	1:41.775	21.569	33.186	47.020	269.3	11:32.982	1	3	2:39.426	1:14.106	35.674	49.646	179.4	2:39.426
7	2	1:40.732	21.031	32.890	46.811	270.7	13:13.714	2	3	1:44.762	22.355	34.037	48.370	250.0	4:24.188
8	2	3:18.668 B	21.023	33.011	2:24.634	272.0	16:32.382	3	3	1:41.720	21.433	33.198	47.089	268.0	6:05.908
9	3	3:42.577	53.503	1:08.424	1:40.650	149.6	20:14.959	4	3	1:41.613	21.419	33.132	47.062	267.3	7:47.521
10	3	2:54.638	54.248	1:07.775	52.615	82.4	23:09.597	5	3	2:20.506 B	21.455	32.976	1:26.975	266.7	10:08.027
11	3	1:45.098	22.193	34.078	48.827	266.0	24:54.695	6	3	1:56.339	35.864	33.446	47.029	180.6	12:04.366
12	3	1:48.689	21.988	34.095	52.606	268.7	26:43.384	7	3	1:41.682	21.431	33.257	46.995	264.7	13:46.049
13	3	1:44.523	21.860	33.939	48.724	268.7	28:27.907	8	3	1:41.390	21.424	33.139	46.827	266.7	15:27.439
14	3	1:44.207	21.786	33.754	48.662	267.3	30:12.114	9	3	2:31.056 B	21.363	33.953	6:35.740	268.0	22:58.495
15	3	1:44.537	22.110	33.769	48.658	268.7	31:56.651	10	3	1:58.387	35.826	33.589	48.972	180.9	24:56.882
16	3	1:44.492	21.857	34.374	48.261	269.3	33:41.143	11	3	1:44.993	21.476	34.178	49.339	266.7	26:41.875
17	3	1:43.933	21.829	33.765	48.339	270.7	35:25.076	12	3	2:16.232 B	21.499	33.413	1:21.320	266.7	28:58.107
18	3	1:45.097	21.943	33.784	49.370	270.0	37:10.173	13	3	1:56.288	35.691	33.447	47.150	181.2	30:54.395
19	3	3:11.845 B	21.798	33.914	2:16.133	269.3	40:22.018	14	3	5:06.553 B	21.856	33.627	4:11.070	266.7	36:00.948
20	1	2:00.714	38.448	34.977	47.289	186.5	42:22.732	15	1	2:06.901	38.583	38.529	49.789	179.7	38:07.849
21	1	3:16.542	39.482	1:07.572	1:29.488	156.7	45:39.274	16	1	1:49.320	22.619	35.117	51.584	266.0	39:57.169
22	1	1:45.150	22.874	34.907	47.369	256.5	47:24.424	19 Algarve Pro Racing Oreca 07 - Gibson LMP2 1.Sophia FLÖRSCH 2.Bent VISCAAL							
23	1	1:41.214	21.002	33.507	46.705	268.0	49:05.638	1	2	2:03.407	42.215	31.712	49.480	191.2	2:03.407
24	1	1:42.451	21.251	33.031	48.169	272.7	50:48.089	2	2	1:35.417	20.052	30.511	44.854	283.5	3:38.824
25	1	3:15.592 B	21.667	32.697	2:21.228	275.5	54:03.681	3	2	1:37.918	20.002	32.004	45.912	287.2	5:16.742
26	3	3:36.962 B	38.281	34.718	2:23.963	160.2	57:40.643	4	2	1:35.390	20.030	30.846	44.514	287.2	6:52.132
27	2	3:38.799 B	39.396	36.082	2:23.321	168.7	1:01:19.442								
28	3	3:38.125 B	37.607	35.983	2:24.545	176.5	1:04:57.577								
29	1	9:10.418 B	36.367	34.734	7:59.317	185.9	1:14:07.995								
30	1	3:38.149 B	36.782	33.882	2:27.485	185.6	1:17:46.144								
31	1	2:02.871	36.214	35.840	50.817	185.6	1:19:49.015								
32	1	1:40.691	21.086	32.448	47.157	270.0	1:21:29.706								





EUROPEAN LE MANS SERIES

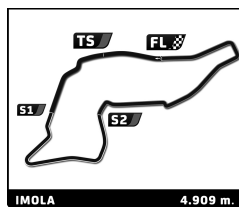
4 Hours of Imola

Free Practice 2

Sector Analysis

Lap under Red Flag											Invalidated Lap	Personal Best	Session Best	B Crossing the pit lane	
Lap	D	Time	Sector 1	Sector 2	Sector 3	T. Spd	Elapsed	Lap	D	Time	Sector 1	Sector 2	Sector 3	T. Spd	Elapsed
5	2	1:35.636	19.822	30.918	44.896	286.5	8:27.768	8	3	1:36.612	20.080	32.224	44.308	285.0	29:24.211
6	2	1:35.103	19.708	31.136	44.259	286.5	10:02.871	9	3	8:10.295 B	20.272	30.971	7:19.052	288.0	37:34.506
7	2	1:35.731	20.215	31.539	43.977	286.5	11:38.602	10	3	1:51.601	34.681	31.005	45.915	196.0	39:26.107
8	2	1:51.851 B	19.758	30.637	1:01.456	285.7	13:30.453	11	3	1:34.525	19.716	30.222	44.587	285.0	41:00.632
9	1	2:32.905	1:16.910	31.219	44.776	178.5	16:03.358	12	3	5:52.739 B	19.652	31.034	5:02.053	285.7	46:53.371
10	1	2:23.486	20.287	31.418	1:31.781	284.2	18:26.844	13	2	1:51.220	35.199	31.163	44.858	193.9	48:44.591
11	1	3:40.473	54.364	1:08.292	1:37.817	81.8	22:07.317	14	2	1:34.789	19.957	30.528	44.304	284.2	50:19.380
12	1	1:49.215	30.865	32.692	45.658	201.5	23:56.532	15	2	1:35.482	19.826	31.168	44.488	285.0	51:54.862
13	1	1:36.571	20.541	31.315	44.715	281.2	25:33.103	16	2	1:36.412	19.834	32.082	44.496	285.0	53:31.274
14	1	1:35.272	19.960	30.641	44.671	285.7	27:08.375	17	2	1:34.631	19.739	30.304	44.588	284.2	55:05.905
15	1	1:35.876	19.912	31.167	44.797	285.7	28:44.251	18	2	1:34.465	19.726	30.671	44.068	286.5	56:40.370
16	1	1:35.401	19.922	30.809	44.670	285.0	30:19.652	19	2	1:35.117	20.759	30.384	43.974	286.5	58:15.487
17	1	1:37.778	20.037	31.956	45.785	285.7	31:57.430	20	2	1:34.465	19.714	30.562	44.189	285.7	59:49.952
18	1	1:39.620	21.125	31.702	46.793	284.2	33:37.050	21	2	1:35.708	19.848	31.434	44.426	288.0	1:01:25.660
19	1	1:57.188 B	20.670	32.535	1:03.983	283.5	35:34.238	22	2	1:35.186	20.827	30.423	43.936	287.2	1:03:00.846
20	2	2:20.877	1:04.298	31.767	44.812	195.7	37:55.115	23	2	1:35.431	19.902	30.752	44.777	286.5	1:04:36.277
21	2	1:37.890	20.627	32.085	45.178	285.0	39:33.005	24	2	1:34.686	19.747	30.334	44.605	285.7	1:06:10.963
22	2	1:36.601	20.100	31.828	44.673	284.2	41:09.606	25	2	3:18.897 B	19.738	30.831	2:28.328	287.2	1:09:29.860
23	2	1:55.649	20.070	31.751	1:03.828	284.2	43:05.255	26	1	1:52.605	35.520	32.284	45.801	196.4	1:11:23.465
24	2	3:01.484	54.462	1:08.345	58.677	81.9	46:06.739	27	1	1:36.199	20.203	31.168	44.828	284.2	1:12:59.664
25	2	1:36.756	20.331	31.856	44.569	281.2	47:43.495	28	1	1:39.056	22.056	31.785	45.215	285.7	1:14:38.720
26	2	1:36.274	19.892	31.703	44.679	285.0	49:19.769	29	1	1:35.462	20.029	30.947	44.486	283.5	1:16:14.182
27	2	1:38.381	20.085	31.781	46.515	286.5	50:58.150	30	1	1:35.828	19.960	31.223	44.645	285.0	1:17:50.010
28	2	1:37.198	20.501	32.033	44.664	285.7	52:35.348	31	1	1:36.236	20.003	31.646	44.587	287.2	1:19:26.246
29	2	1:55.285 B	21.406	31.716	1:02.163	285.7	54:30.633	32	1	1:37.402	19.852	30.849	46.701	285.0	1:21:03.648
30	1	2:30.050	1:14.303	31.218	44.529	195.3	57:00.683	33	1	1:37.081	20.088	31.407	45.586	285.0	1:22:40.729
31	1	1:32.903	19.751	30.176	43.976	283.5	58:34.586	34	1	1:34.809	19.935	30.633	44.241	285.0	1:24:15.538
32	1	1:35.472	19.694	30.582	45.196	282.7	1:00:10.058	35	1	1:36.869	19.897	31.693	45.279	285.7	1:25:52.407
33	1	1:35.652	20.264	30.549	44.839	282.7	1:01:45.710	22 United Autosports Oreca 07 - Gibson LMP2							
34	1	1:36.478	19.933	30.329	46.216	286.5	1:03:22.188	1.Philip HANSON 3.Duncan TAPPY							
35	1	1:36.578	20.768	31.051	44.759	285.0	1:04:58.766	2.Tom GAMBLE							
36	1	1:55.313 B	20.778	30.881	1:03.654	283.5	1:06:54.079	1	1	20:40.086 B	2:04.349	33.639	...	193.9	20:40.086
37	2	2:28.469	1:12.970	30.950	44.549	194.9	1:09:22.548	2	1	2:36.132	58.217	52.058	45.857	82.5	23:16.218
38	2	1:35.651	19.872	31.523	44.256	283.5	1:10:58.199	3	1	1:38.161	20.138	33.181	44.842	283.5	24:54.379
39	2	1:35.637	19.852	30.921	44.864	284.2	1:12:33.836	4	1	1:35.548	20.703	30.746	44.099	285.0	26:29.927
40	2	1:34.818	19.919	30.548	44.351	283.5	1:14:08.654	5	1	1:35.846	20.298	31.528	44.020	286.5	28:05.773
41	2	1:35.522	19.773	30.898	44.851	284.2	1:15:44.176	6	1	1:33.625	19.681	30.158	43.786	285.7	29:39.398
42	2	1:51.395 B	19.788	30.368	1:01.239	284.2	1:17:35.571	7	1	6:27.809 B	20.251	31.781	5:35.777	288.8	36:07.207
43	2	2:24.838	1:09.449	30.938	44.451	194.2	1:20:00.409	8	1	1:51.525	34.700	32.129	44.696	194.9	37:58.732
44	2	1:36.583	19.936	30.742	45.905	283.5	1:21:36.992	9	1	1:38.076	19.693	32.740	45.643	285.7	39:36.808
45	2	1:36.125	20.102	30.750	45.273	281.2	1:23:13.117	10	1	1:37.378	19.528	31.081	46.769	287.2	41:14.186
46	2	1:35.649	20.436	30.714	44.499	282.7	1:24:48.766	11	1	7:30.196 B	19.776	31.020	6:39.400	285.0	48:44.382
47	2	2:09.775 B	20.180	31.174	1:18.421	285.7	1:26:58.541	12	3	1:54.354	35.619	31.999	46.736	195.3	50:38.736
21 Mühlnher Motorsport Oreca 07 - Gibson LMP2															
1.Matthias KAISER 3.Ugo DE WILDE															
2.Thomas LAURENT															
1	3	1:58.892	39.134	33.364	46.394	181.5	1:58.892	13	3	1:35.182	19.858	30.682	44.642	283.5	52:13.918
2	3	1:37.950	20.503	31.271	46.176	285.0	3:36.842	14	3	1:46.238	19.724	31.007	55.507	285.7	54:00.156
3	3	1:42.875	20.677	32.789	49.409	288.0	5:19.717	15	3	1:35.067	19.906	30.565	44.596	283.5	55:35.223
4	3	1:35.474	19.878	30.875	44.721	288.0	6:55.191	16	3	1:35.128	19.993	30.639	44.496	284.2	57:10.351
5	3	17:23.648 B	19.742	30.825	...	288.0	24:18.839	17	3	1:38.797	19.886	31.737	47.174	285.0	58:49.148
6	3	1:52.740	35.107	32.545	45.088	194.9	26:11.579	18	3	1:34.814	19.880	30.456	44.478	285.0	1:00:23.962
7	3	1:36.020	20.096	31.285	44.639	287.2	27:47.599	19	3	1:40.100	19.954	30.531	49.615	285.0	1:02:04.062
								20	3	1:34.540	19.815	30.594	44.131	286.5	1:03:38.602
								21	3	1:41.806	19.806	30.642	51.358	286.5	1:05:20.408
								22	3	1:36.407	19.855	30.832	45.720	285.7	1:06:56.815





EUROPEAN LE MANS SERIES

4 Hours of Imola

Free Practice 2

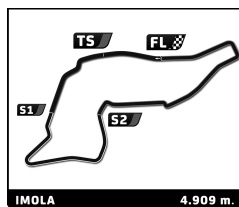
Sector Analysis

IMOLA 4.909 m.

Lap under Red Flag Invalidated Lap Personal Best Session Best Crossing the pit lane

Lap	D	Time	Sector 1	Sector 2	Sector 3	T. Spd	Elapsed	Lap	D	Time	Sector 1	Sector 2	Sector 3	T. Spd	Elapsed
23	3	1:36.375	20.537	30.801	45.037	283.5	1:08:33.190	1	1	3:17.910	1:56.386	34.015	47.509	180.9	3:17.910
24	3	3:48.298 B	19.825	30.722	2:57.751	285.7	1:12:21.488	2	1	1:40.599	21.290	32.584	46.725	270.0	4:58.509
25	2	1:51.865	34.781	30.865	46.219	193.2	1:14:13.353	3	1	1:49.469	21.370	34.081	54.018	272.0	6:47.978
26	2	1:34.649	19.760	30.276	44.613	284.2	1:15:48.002	4	1	1:41.347	21.072	32.644	47.631	272.0	8:29.325
27	2	1:38.689	20.548	30.612	47.529	285.7	1:17:26.691	5	1	1:39.479	20.907	32.258	46.314	273.4	10:08.804
28	2	1:36.248	19.833	31.035	45.380	285.0	1:19:02.939	6	1	3:31.549 B	21.479	32.345	2:37.725	274.1	13:40.353
29	2	1:37.221	21.933	30.961	44.327	285.0	1:20:40.160	7	3	1:59.365	37.999	33.945	47.421	186.5	15:39.718
30	2	2:26.756 B	19.860	30.248	1:36.648	284.2	1:23:06.916	28 IDEC Sport 1. Paul LAFARGUE 3. Patrick PILET 2. Paul Loup CHATIN Oreca 07 - Gibson LMP2							
31	2	1:51.803	34.986	31.758	45.059	196.0	1:24:58.719	1	3	1:57.202	39.114	31.784	46.304	192.2	1:57.202
24 Nielsen Racing 1. Rodrigo SALES 3. Ben HANLEY Oreca 07 - Gibson LMP2 P/A 2. Matthew BELL								2	3	1:37.329	20.083	31.216	46.030	281.2	3:34.531
1	3	1:53.560	36.406	32.029	45.125	182.7	1:53.560	3	3	1:36.948	20.409	30.418	46.121	283.5	5:11.479
2	3	1:38.165	20.154	31.727	46.284	280.5	3:31.725	4	3	3:18.108 B	19.820	30.456	2:27.832	284.2	8:29.587
3	3	1:37.424	19.972	32.570	44.882	282.7	5:09.149	5	3	1:50.228	34.348	30.768	45.112	197.4	10:19.815
4	3	1:34.483	19.880	30.482	44.121	281.2	6:43.632	6	3	1:34.513	19.748	30.349	44.416	282.7	11:54.328
5	3	1:36.064	19.776	30.634	45.654	282.7	8:19.696	7	3	1:35.423	20.009	30.970	44.444	281.2	13:29.751
6	3	1:34.352	19.784	30.325	44.243	282.7	9:54.048	8	3	8:40.570 B	19.878	31.221	7:49.471	280.5	22:10.321
7	3	1:52.928 B	19.876	30.752	1:02.300	282.7	11:46.976	9	3	1:50.464	34.725	31.011	44.728	194.9	24:00.785
8	3	2:38.928	1:17.932	33.847	47.149	197.4	14:25.904	10	3	1:36.405	20.168	30.727	45.510	282.0	25:37.190
9	3	1:33.618	19.653	30.016	43.949	283.5	15:59.522	11	3	3:27.443 B	19.913	30.363	2:37.167	282.0	29:04.633
10	3	2:42.808 B	20.987	31.821	1:50.000	274.1	18:42.330	12	2	1:52.651	35.918	32.070	44.663	197.8	30:57.284
11	3	4:54.563	3:37.801	32.068	44.694	82.2	23:36.893	13	2	1:35.362	20.118	30.954	44.290	285.0	32:32.646
12	3	1:35.026	20.243	30.593	44.190	279.8	25:11.919	14	2	1:34.755	19.850	30.472	44.433	282.0	34:07.401
13	3	1:54.538 B	19.760	31.059	1:03.719	282.7	27:06.457	15	2	5:47.339 B	19.740	30.378	4:57.221	282.0	39:54.740
14	2	2:36.403	1:20.368	31.236	44.799	197.1	29:42.860	16	2	6:17.198 B	35.940	34.163	5:07.095	196.4	46:11.938
15	2	1:35.922	20.152	30.916	44.854	282.0	31:18.782	17	2	1:53.077	35.565	31.983	45.529	194.6	48:05.015
16	2	1:37.388	20.186	32.127	45.075	282.0	32:56.170	18	2	1:34.015	19.983	30.240	43.792	285.0	49:39.030
17	2	1:37.135	21.204	31.225	44.706	283.5	34:33.305	19	2	1:33.639	19.615	30.101	43.923	285.0	51:12.669
18	2	1:35.811	20.559	30.833	44.419	282.0	36:09.116	20	2	3:36.279 B	19.620	34.612	2:42.047	286.5	54:48.948
19	2	1:35.176	19.943	30.751	44.482	280.5	37:44.292	21	1	1:53.652	34.872	33.280	45.500	193.9	56:42.600
20	2	1:36.801	19.963	31.238	45.600	282.0	39:21.093	22	1	1:36.793	20.210	31.447	45.136	279.1	58:19.393
21	2	1:35.417	19.866	31.303	44.248	282.7	40:56.510	23	1	1:37.212	20.085	31.801	45.326	281.2	59:56.605
22	2	1:37.116	19.917	30.919	46.280	282.0	42:33.626	24	1	1:38.425	21.560	31.744	45.121	281.2	1:01:35.030
23	2	3:36.880 B	54.637	1:07.800	1:34.443	82.3	46:10.506	25	1	1:39.074	21.749	31.384	45.941	281.2	1:03:14.104
24	1	4:20.646	2:59.611	34.277	46.758	185.6	50:31.152	26	1	1:37.150	20.264	31.226	45.660	282.7	1:04:51.254
25	1	1:38.808	20.467	32.172	46.169	279.8	52:09.960	27	1	1:36.585	20.477	31.065	45.043	282.0	1:06:27.839
26	1	1:38.248	20.411	32.191	45.646	281.2	53:48.208	28	1	2:44.202 B	20.556	33.903	1:49.743	283.5	1:09:12.041
27	1	1:37.980	20.442	31.737	45.801	279.8	55:26.188	29	1	1:51.525	34.545	31.325	45.655	195.7	1:11:03.566
28	1	2:52.270 B	20.323	1:17.637	1:14.310	280.5	58:18.458	30	1	1:36.126	20.114	31.080	44.932	281.2	1:12:39.692
29	1	1:23.000	...	33.619	51.490	183.4	1:10:54.458	31	1	1:36.649	20.853	31.016	44.780	285.0	1:14:16.341
30	1	1:41.399	21.115	32.941	47.343	279.8	1:12:35.857	32	1	1:36.159	20.001	31.585	44.573	282.7	1:15:52.500
31	1	1:39.193	21.263	32.086	45.844	279.8	1:14:15.050	33	1	1:35.463	19.847	30.925	44.691	282.7	1:17:27.963
32	1	1:40.280	20.766	33.528	45.986	282.0	1:15:55.330	34	1	1:36.325	19.835	30.890	45.600	283.5	1:19:04.288
33	1	2:02.381 B	22.309	33.353	1:06.719	282.0	1:17:57.711	35	1	2:43.861 B	21.190	32.981	1:49.690	282.7	1:21:48.149
34	3	2:30.359	1:12.625	32.074	45.660	196.4	1:20:28.070	36	3	1:50.630	34.313	30.863	45.454	197.8	1:23:38.779
35	3	1:35.767	20.142	30.904	44.721	280.5	1:22:03.837	37	3	1:34.998	19.932	30.527	44.539	284.2	1:25:13.777
36	3	1:35.837	20.079	31.035	44.723	281.2	1:23:39.674	30 Duqueine Team 1. Memo ROJAS 3. Richard BRADLEY 2. Reshad DE GERUS Oreca 07 - Gibson LMP2							
37	3	1:36.237	20.913	30.853	44.471	282.7	1:25:15.911	1	1	2:39.949	1:20.430	32.992	46.527	192.2	2:39.949
38	3	2:48.943 B	20.020	41.875	1:47.048	282.7	1:28:04.854	2	1	1:38.929	21.101	32.128	45.700	286.5	4:18.878
27 COOL Racing 1. Nicolas MAULINI 3. Antoine DOQUIN Ligier JS P320 - Nissan LMP3 2. Jean-Ludovic FOUBERT								3	1	1:38.045	20.547	32.259	45.239	286.5	5:56.923





EUROPEAN LE MANS SERIES

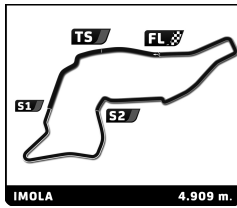
4 Hours of Imola

Free Practice 2

Sector Analysis

Lap under Red Flag											Invalidated Lap					Personal Best	Session Best	B Crossing the pit lane
Lap	D	Time	Sector 1	Sector 2	Sector 3	T. Spd	Elapsed	Lap	D	Time	Sector 1	Sector 2	Sector 3	T. Spd	Elapsed			
4	1	1:36.186	20.133	31.082	44.971	282.7	7:33.109	15	1	1:38.309	20.350	31.934	46.025	282.0	34:54.614			
5	1	1:36.229	20.066	31.083	45.080	283.5	9:09.338	16	1	1:40.030	22.095	32.096	45.839	275.5	36:34.644			
6	1	1:37.039	20.054	31.255	45.730	284.2	10:46.377	17	1	1:38.586	20.541	32.097	45.948	281.2	38:13.230			
7	1	4:48.998 B	20.084	31.382	3:57.532	282.7	15:35.375	18	1	1:39.855	21.063	32.512	46.280	281.2	39:53.085			
8	1	7:28.365 B	36.407	35.970	6:15.988	197.4	23:03.740	19	1	1:40.548	20.397	32.600	47.551	282.0	41:33.633			
9	1	1:55.910	36.158	33.248	46.504	191.5	24:59.650	20	1	2:27.384	20.354	32.831	1:34.199	283.5	44:01.017			
10	1	1:38.955	20.184	32.190	46.581	283.5	26:38.605	21	1	2:33.597	54.293	52.255	47.049	82.3	46:34.614			
11	1	1:36.860	20.072	31.218	45.570	283.5	28:15.465	22	1	1:39.220	20.837	32.826	45.557	283.5	48:13.834			
12	1	1:37.023	20.185	31.827	45.011	285.0	29:52.488	23	1	1:44.976	20.930	33.451	50.595	285.7	49:58.810			
13	1	1:35.872	20.001	31.053	44.818	284.2	31:28.360	24	1	3:12.015 B	20.434	32.074	2:19.507	282.7	53:10.825			
14	1	1:36.386	20.098	31.328	44.960	285.0	33:04.746	25	2	1:54.493	34.603	31.878	48.012	196.7	55:05.318			
15	1	2:44.590 B	19.984	31.129	1:53.477	284.2	35:49.336	26	2	1:34.459	19.847	30.509	44.103	284.2	56:39.777			
16	3	1:51.828	35.156	31.705	44.967	194.2	37:41.164	27	2	1:34.767	20.606	30.136	44.025	285.0	58:14.544			
17	3	1:37.067	20.160	32.130	44.777	283.5	39:18.231	28	2	1:34.220	19.668	30.372	44.180	285.7	59:48.764			
18	3	1:35.421	19.946	30.945	44.530	283.5	40:53.652	29	2	1:35.948	19.752	30.198	45.998	285.0	1:01:24.712			
19	3	6:03.417 B	19.850	31.251	5:12.316	284.2	46:57.069	30	2	1:33.569	19.723	29.975	43.871	285.0	1:02:58.281			
20	3	1:51.369	34.790	31.616	44.963	193.9	48:48.438	31	2	1:34.882	19.710	31.385	43.787	285.7	1:04:33.163			
21	3	1:37.126	21.395	31.216	44.515	284.2	50:25.564	32	2	1:37.365	19.581	31.381	46.403	286.5	1:06:10.528			
22	3	1:37.071	19.903	30.830	46.338	285.7	52:02.635	33	2	4:41.215 B	19.637	30.663	2:50.915	285.7	1:10:51.743			
23	3	1:35.501	19.921	31.064	44.516	285.0	53:38.136	34	3	1:51.351	35.245	31.251	44.855	193.9	1:12:43.094			
24	3	2:46.932 B	20.000	31.561	1:55.371	284.2	56:25.068	35	3	1:35.233	19.819	31.027	44.387	283.5	1:14:18.327			
25	2	1:56.279	37.065	32.755	46.459	197.4	58:21.347	36	3	1:35.158	19.753	30.913	44.492	284.2	1:15:53.485			
26	2	1:36.218	19.949	31.021	45.248	287.2	59:57.565	37	3	1:47.883	31.111	32.096	44.676	285.0	1:17:41.368			
27	2	1:39.860	21.591	32.373	45.896	288.8	1:01:37.425	38	3	1:34.789	19.918	30.531	44.340	284.2	1:19:16.157			
28	2	3:55.770 B	20.095	31.914	3:03.761	288.0	1:05:33.195	39	3	1:39.843	20.364	31.189	48.290	285.0	1:20:56.000			
29	2	1:54.062	35.038	34.292	44.732	197.1	1:07:27.257	40	3	1:35.587	20.422	30.626	44.539	282.7	1:22:31.587			
30	2	1:55.716	19.822	31.495	44.399	285.7	1:09:02.973	41	3	1:34.784	19.737	30.597	44.450	284.2	1:24:06.371			
31	2	1:33.956	19.789	30.137	44.030	287.2	1:10:36.929	42	3	1:34.992	19.762	30.467	44.763	284.2	1:25:41.363			
32	2	1:33.886	19.656	30.210	44.020	288.0	1:12:10.815	32 Rinaldi Racing 1.Pierre EHRET 2.Nicolas VARRONE 3.Gabriele LANCIERI Ferrari 488 GTE Evo LMGTE										
33	2	1:36.706	20.264	31.085	45.357	291.1	1:13:47.521	1	1	4:50.074	3:23.408	36.390	50.276	144.0	4:50.074			
34	2	1:35.509	19.913	31.033	44.563	290.3	1:15:23.030	2	1	1:46.256	22.318	34.767	49.171	259.0	6:36.330			
35	2	1:55.880 B	20.371	31.504	1:04.005	287.2	1:17:18.910	3	1	1:46.516	22.556	34.853	49.107	260.2	8:22.846			
36	2	1:53.618	34.445	31.058	48.115	198.2	1:19:12.528	4	1	1:45.380	22.250	34.424	48.706	260.9	10:08.226			
37	2	1:39.655	19.666	31.200	48.789	288.0	1:20:52.183	5	1	1:46.406	23.026	34.167	49.213	259.6	11:54.632			
38	2	1:34.029	19.757	30.329	43.943	285.7	1:22:26.212	6	1	1:45.254	22.225	34.417	48.612	260.9	13:39.886			
39	2	2:10.721 B	20.732	30.574	1:19.415	288.0	1:24:36.933	7	1	1:45.461	22.559	34.436	48.466	259.0	15:25.347			
31 TDS Racing x Vaillante 1.Philippe CIMADOMO 2.Mathias BECHE Oreca 07 - Gibson 3.Tijmen VAN DER HELM LMP2 P/A																		
1	2	1:55.112	32.776	31.386	50.950	177.9	1:55.112	8	1	1:58.606	22.031	34.212	1:02.363	260.2	17:23.953			
2	2	1:38.143	21.232	30.793	46.118	284.2	3:33.255	9	1	6:27.474 B	54.645	1:07.385	4:25.444	82.1	23:51.427			
3	2	1:37.038	20.149	31.067	45.822	286.5	5:10.293	10	3	2:08.479	38.162	36.615	53.702	176.2	25:59.906			
4	2	1:34.265	19.935	30.315	44.015	285.0	6:44.558	11	3	1:44.090	21.945	34.183	47.962	260.9	27:43.996			
5	2	2:31.860 B	19.649	30.301	1:41.910	285.0	9:16.418	12	3	1:44.938	21.770	34.589	48.579	262.1	29:28.934			
6	2	1:50.107	34.558	30.694	44.855	197.4	11:06.525	13	3	1:45.089	22.155	34.067	48.867	255.3	31:14.023			
7	2	1:33.777	19.702	30.276	43.799	285.7	12:40.302	14	3	6:16.173 B	22.470	34.363	5:19.340	253.5	37:30.196			
8	2	1:33.231	19.605	29.816	43.810	284.2	14:13.533	15	3	2:04.408	36.563	35.018	52.827	176.2	39:34.604			
9	2	1:33.754	19.838	29.955	43.961	285.0	15:47.287	16	3	1:43.587	21.819	33.808	47.960	261.5	41:18.191			
10	2	10:27.101 B	19.795	29.970	9:37.336	285.0	26:14.388	33 Rinaldi Racing 1.Christian HOOK 2.Oscar TUNJO 3.Fabrizio CRESTANI Ferrari 488 GTE Evo LMGTE										
11	1	2:01.884	39.337	35.072	47.475	145.2	28:16.272	1	2	3:41.174	2:16.506	35.709	48.959	171.7	3:41.174			
12	1	1:39.323	20.759	32.444	46.120	284.2	29:55.595	2	2	1:43.686	22.002	33.647	48.037	259.6	5:24.860			
13	1	1:42.101	21.123	32.415	48.563	285.0	31:37.696	3	2	1:42.866	21.948	33.162	47.756	260.9	7:07.726			
14	1	1:38.609	20.509	31.996	46.104	281.2	33:16.305											





EUROPEAN LE MANS SERIES

4 Hours of Imola

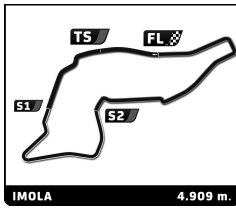
Free Practice 2

Sector Analysis

Lap under Red Flag Invalidated Lap Personal Best Session Best Crossing the pit lane

Lap	D	Time	Sector 1	Sector 2	Sector 3	T. Spd	Elapsed	Lap	D	Time	Sector 1	Sector 2	Sector 3	T. Spd	Elapsed
4	2	1:47.095	22.697	34.741	49.657	259.6	8:54.821	16	2	1:34.421	19.665	30.161	44.595	284.2	32:37.714
5	2	1:42.249	21.636	33.186	47.427	261.5	10:37.070	17	2	1:33.592	19.667	30.171	43.754	284.2	34:11.306
6	2	1:42.805	21.592	33.137	48.076	262.1	12:19.875	18	2	3:47.912 B	19.767	31.575	2:56.570	285.7	37:59.218
7	2	1:42.223	21.614	33.036	47.573	261.5	14:02.098	19	1	1:55.212	35.706	32.799	46.707	195.3	39:54.430
8	2	1:45.007	23.837	33.660	47.510	261.5	15:47.105	20	1	1:41.036	20.355	31.971	48.710	285.0	41:35.466
9	2	7:22.740 B	21.792	33.358	6:27.590	262.1	23:09.845	21	1	2:28.495	20.223	32.429	1:35.843	282.7	44:03.961
10	1	2:04.963	39.448	35.315	50.200	162.9	25:14.808	22	1	2:37.783	53.960	50.413	53.410	82.5	46:41.744
11	1	1:48.352	22.784	34.921	50.647	259.0	27:03.160	23	1	1:37.167	20.418	31.420	45.329	280.5	48:18.911
12	1	1:46.899	22.470	35.375	49.054	259.0	28:50.059	24	1	1:38.162	20.788	31.436	45.938	285.7	49:57.073
13	1	1:45.415	22.327	34.446	48.642	260.2	30:35.474	25	1	1:37.118	20.068	30.940	46.110	285.0	51:34.191
14	1	1:46.229	22.349	34.480	49.400	260.2	32:21.703	26	1	1:35.965	20.059	31.035	44.871	284.2	53:10.156
15	1	1:46.219	22.295	34.970	48.954	260.2	34:07.922	27	1	4:33.328 B	20.153	30.886	3:42.289	284.2	57:43.484
16	1	1:45.615	22.267	34.782	48.566	260.2	35:53.537	28	2	1:53.701	36.413	32.266	45.022	194.6	59:37.185
17	1	1:45.384	22.149	34.329	48.906	259.6	37:38.921	29	2	1:35.824	19.900	31.282	44.642	282.7	1:01:13.009
18	1	2:31.917 B	22.156	35.414	1:34.347	260.9	40:10.838	30	2	1:34.806	19.955	30.589	44.262	284.2	1:02:47.815
19	1	7:38.990 B	36.375	34.681	6:27.934	180.9	47:49.828	31	2	1:37.608	21.974	30.680	44.954	285.0	1:04:25.423
20	1	2:01.319	38.011	34.734	48.574	177.0	49:51.147	32	2	1:34.344	19.650	30.584	44.110	284.2	1:05:59.767
21	1	1:46.310	22.026	34.098	50.186	260.2	51:37.457	33	2	1:34.312	19.704	30.506	44.102	285.0	1:07:34.079
22	1	1:44.633	22.061	34.097	48.475	260.9	53:22.090	34	2	1:34.622	19.726	30.510	44.386	285.0	1:09:08.701
23	1	1:46.183	22.141	35.368	48.674	260.9	55:08.273	35	2	9:02.355 B	20.387	33.257	8:08.711	283.5	1:18:11.056
24	1	1:44.425	22.075	34.057	48.293	261.5	56:52.698	36	3	1:55.574	35.983	33.277	46.314	193.5	1:20:06.630
25	1	1:45.669	22.701	34.302	48.666	260.9	58:38.367	37	3	1:36.454	20.173	31.008	45.273	282.0	1:21:43.084
26	1	5:59.313 B	22.138	34.385	5:02.790	260.2	1:04:37.680	38	3	1:34.722	20.012	30.588	44.122	284.2	1:23:17.806
27	3	1:59.831	36.602	34.911	48.318	176.5	1:06:37.511	39	3	1:36.012	21.365	30.741	43.906	286.5	1:24:53.818
28	3	1:43.190	21.786	33.623	47.781	261.5	1:08:20.701	35 BHK Motorsport Oreca 07 - Gibson LMP2 1.Francesco DRACONE 3.Markus POMMER 2.Sergio CAMPANA							
29	3	1:42.509	21.666	33.434	47.409	260.9	1:10:03.210								
30	3	1:45.480	21.617	33.825	50.038	262.1	1:11:48.690	1	1	3:35.951	2:09.768	36.510	49.673	180.9	3:35.951
31	3	1:44.116	22.301	33.757	48.058	262.1	1:13:32.806	2	1	1:40.405	21.457	32.671	46.277	280.5	5:16.356
32	3	1:45.445	21.797	33.427	50.221	260.9	1:15:18.251	3	1	2:03.717 B	21.384	32.412	1:09.921	262.8	7:20.073
33	3	1:44.325	22.175	33.691	48.459	257.8	1:17:02.576	4	1	7:47.524	6:27.679	33.828	46.017	192.9	15:07.597
34	3	1:45.466	21.922	33.496	50.048	262.8	1:18:48.042	5	1	1:57.186 B	20.711	32.241	1:04.234	282.7	17:04.783
35	3	1:44.676	21.807	33.548	49.321	262.8	1:20:32.718	6	1	7:37.769	6:17.799	33.745	46.225	196.7	24:42.552
36	3	1:42.639	21.611	33.371	47.657	262.1	1:22:15.357	7	1	1:38.638	20.699	32.115	45.824	282.7	26:21.190
37	3	1:44.855	21.858	33.694	49.303	261.5	1:24:00.212	8	1	1:38.664	20.663	32.106	45.895	282.0	27:59.854
38	3	1:42.671	21.552	33.379	47.740	260.2	1:25:42.883	9	1	1:39.080	20.753	32.006	46.321	283.5	29:38.934
34 Racing Team Turkey Oreca 07 - Gibson LMP2 P/A 1.Salih YOLUC 3.Jack AITKEN 2.Charlie EASTWOOD								10	1	1:37.862	20.422	31.734	45.706	283.5	31:16.796
1	3	1:49.356	28.967	32.976	47.413	192.5	1:49.356	11	1	1:58.520 B	20.751	34.015	1:03.754	285.7	33:15.316
2	3	1:38.908	20.662	31.751	46.495	285.0	3:28.264	12	1	8:58.911 B	7:19.946	33.449	1:05.516	193.5	42:14.227
3	3	1:33.203	19.590	29.963	43.650	285.7	5:01.467	13	1	5:40.060	4:22.023	32.255	45.782	196.0	47:54.287
4	3	1:34.842	19.800	31.027	44.015	288.0	6:36.309	14	1	1:37.900	20.408	31.855	45.637	283.5	49:32.187
5	3	1:34.201	19.692	30.951	43.558	285.0	8:10.510	15	1	1:37.986	20.588	31.701	45.697	284.2	51:10.173
6	3	3:52.297 B	19.713	32.768	2:59.816	288.0	12:02.807	16	1	1:38.083	20.293	31.603	46.187	286.5	52:48.256
7	2	1:51.032	34.768	31.415	44.849	194.9	13:53.839	17	1	1:41.639	20.808	34.876	45.955	285.7	54:29.895
8	2	1:36.658	19.811	31.822	45.025	283.5	15:30.497	18	1	2:00.145 B	21.061	32.600	1:06.484	273.4	56:30.040
9	2	4:29.244 B	19.750	31.816	3:37.678	285.7	19:59.741	19	2	8:18.533	7:01.234	32.403	44.896	192.2	1:04:48.573
10	2	3:02.149	59.126	1:14.466	48.557	81.3	23:01.890	20	2	1:37.935	21.339	31.389	45.207	283.5	1:06:26.508
11	2	1:39.715	20.812	31.458	47.445	281.2	24:41.605	21	2	1:40.360	21.480	33.436	45.444	285.0	1:08:06.868
12	2	1:33.980	19.727	30.319	43.934	284.2	26:15.585	22	2	1:37.282	20.167	31.262	45.853	283.5	1:09:44.150
13	2	1:36.784	19.608	30.578	46.598	285.7	27:52.369	23	2	1:35.712	20.562	31.025	44.125	283.5	1:11:19.862
14	2	1:35.886	19.609	30.690	45.587	285.7	29:28.255	24	2	1:34.697	19.777	30.653	44.267	284.2	1:12:54.559
15	2	1:35.038	19.692	31.150	44.196	285.0	31:03.293	25	2	1:34.451	19.792	30.484	44.175	279.8	1:14:29.010
								26	2	1:54.770 B	19.848	31.585	1:03.337	283.5	1:16:23.780





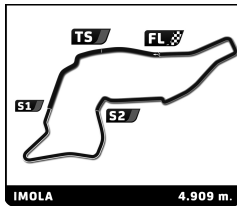
EUROPEAN LE MANS SERIES
4 Hours of Imola
Free Practice 2

Sector Analysis

Lap under Red Flag Invalidated Lap Personal Best Session Best Crossing the pit lane

Lap	D	Time	Sector 1	Sector 2	Sector 3	T. Spd	Elapsed	Lap	D	Time	Sector 1	Sector 2	Sector 3	T. Spd	Elapsed		
27	3	7:21.074	6:04.112	31.943	45.019	188.8	1:23:44.854	5	3	1:34.572	19.946	30.551	44.075	284.2	10:55.775		
28	3	1:36.372	20.396	31.283	44.693	282.0	1:25:21.226	6	3	1:35.932	19.845	30.529	45.558	287.2	12:31.707		
29	3	2:49.296	20.112	44.885	1:44.299	282.0	1:28:10.522	7	3	1:34.393	19.783	30.230	44.380	282.0	14:06.100		
37	COOL Racing 1.Nicolas LAPIERRE 2.Niklas KRUETTEN		3.Yifei YE		Oreca 07 - Gibson LMP2			8	3	10:25.597	19.782	30.262	9:35.553	282.7	24:31.697		
1	3	2:48.515	1:25.375	32.794	50.346	175.3	2:48.515	9	1	1:57.832	37.570	33.482	46.780	191.8	26:29.529		
2	3	1:35.896	19.870	30.661	45.365	285.7	4:24.411	10	1	1:39.738	20.546	32.738	46.454	280.5	28:09.267		
3	3	1:36.157	19.770	31.010	45.377	290.3	6:00.568	11	1	1:37.964	20.405	31.929	45.630	282.7	29:47.231		
4	3	1:34.870	20.411	30.436	44.023	286.5	7:35.438	12	1	1:38.288	20.629	31.871	45.788	281.2	31:25.519		
5	3	5:04.131	B	19.656	30.154	4:14.321	286.5	12:39.569	13	1	1:37.463	20.567	31.367	45.529	282.7	33:02.982	
6	3	1:54.643	35.129	31.620	47.894	198.9	14:34.212	14	1	1:37.695	20.460	31.491	45.744	282.0	34:40.677		
7	3	1:33.125	19.563	29.800	43.762	287.2	16:07.337	15	1	12:45.109	B	21.289	32.366	...	282.7	47:25.786	
8	3	7:33.531	B	20.824	30.924	6:41.783	287.2	23:40.868	16	2	1:58.661	36.457	34.273	47.931	191.5	49:24.447	
9	1	1:51.265	35.857	30.862	44.546	194.6	25:32.133	17	2	1:39.814	20.843	31.874	47.097	281.2	51:04.261		
10	1	1:34.421	19.967	30.404	44.050	283.5	27:06.554	18	2	1:39.680	20.702	32.300	46.678	283.5	52:43.941		
11	1	1:36.394	19.903	31.679	44.812	286.5	28:42.948	19	2	1:39.661	20.772	32.840	46.049	282.7	54:23.602		
12	1	1:34.309	19.856	30.309	44.144	285.0	30:17.257	20	2	1:39.918	20.679	32.680	46.559	282.0	56:03.520		
13	1	1:37.275	19.868	31.828	45.579	286.5	31:54.532	21	2	1:39.671	20.518	33.030	46.123	282.0	57:43.191		
14	1	1:36.812	21.174	30.968	44.670	285.0	33:31.344	22	2	1:41.695	20.594	31.782	49.319	282.0	59:24.886		
15	1	1:33.802	19.795	30.224	43.783	285.7	35:05.146	23	2	3:23.701	B	20.532	32.111	2:31.058	282.7	1:02:48.587	
16	1	1:34.779	20.104	30.676	43.999	286.5	36:39.925	24	1	1:55.092	36.343	32.908	45.841	193.9	1:04:43.679		
17	1	1:35.434	19.968	31.185	44.281	286.5	38:15.359	25	1	1:40.123	20.529	31.799	47.795	282.7	1:06:23.802		
18	1	1:35.404	19.854	31.224	44.326	287.2	39:50.763	26	1	1:40.917	21.208	33.715	45.994	282.7	1:08:04.719		
19	1	1:34.952	19.766	30.788	44.398	287.2	41:25.715	27	1	1:39.027	20.766	32.097	46.164	282.7	1:09:43.746		
20	1	2:32.088	B	19.843	31.601	1:40.644	287.2	43:57.803	28	1	5:11.164	B	20.871	32.462	4:17.831	281.2	1:14:54.910
21	1	2:34.797	58.274	50.710	45.723	82.7	46:32.510	29	3	1:52.839	34.904	32.269	45.666	196.0	1:16:47.749		
22	1	1:34.852	20.107	30.806	43.939	285.0	48:07.362	30	3	1:36.275	20.153	31.011	45.111	281.2	1:18:24.024		
23	1	1:37.522	19.878	30.980	46.664	288.8	49:44.884	31	3	1:35.133	19.924	30.802	44.407	279.8	1:19:59.157		
24	1	3:33.451	B	19.699	30.941	2:42.811	287.2	53:18.335	32	3	2:43.313	B	19.878	30.606	1:52.829	282.0	1:22:42.470
25	2	1:51.244	34.925	31.177	45.142	197.8	55:09.579	33	1	1:56.598	36.381	33.115	47.102	191.5	1:24:39.068		
26	2	1:35.575	20.531	30.543	44.501	287.2	56:45.154	43 Inter Europol Competition 1.David HEINEMEIER-HANS3.Pietro FITTIPALDI 2.Fabio SCHERER Oreca 07 - Gibson LMP2									
27	2	1:34.792	19.852	30.617	44.323	286.5	58:19.946	1	2	2:36.606	1:17.812	32.249	46.545	191.8	2:36.606		
28	2	1:37.064	20.004	31.557	45.503	288.8	59:57.010	2	2	1:37.472	20.755	31.667	45.050	286.5	4:14.078		
29	2	1:39.500	21.310	32.955	45.235	289.5	1:01:36.510	3	2	1:35.210	19.908	30.787	44.515	287.2	5:49.288		
30	2	1:36.960	20.641	31.542	44.777	288.8	1:03:13.470	4	2	3:02.578	B	19.878	31.217	2:11.483	285.0	8:51.866	
31	2	5:43.908	B	19.789	30.812	4:53.307	286.5	1:08:57.378	5	2	1:50.150	34.535	31.244	44.371	195.3	10:42.016	
32	2	1:54.069	34.861	31.405	47.803	194.9	1:10:51.447	6	2	1:35.467	19.877	30.680	44.910	283.5	12:17.483		
33	2	1:35.063	19.996	30.694	44.373	282.0	1:12:26.510	7	2	1:37.434	20.302	31.787	45.345	282.0	13:54.917		
34	2	1:36.205	19.862	30.418	45.925	284.2	1:14:02.715	8	2	9:26.619	B	38.594	32.181	8:15.844	285.0	23:21.536	
35	2	1:34.819	19.907	30.484	44.428	282.7	1:15:37.534	9	2	2:08.631	36.327	40.960	51.344	193.2	25:30.167		
36	2	2:51.074	B	19.799	31.316	1:59.959	288.0	1:18:28.608	10	2	1:35.428	19.967	30.828	44.633	283.5	27:05.595	
37	3	1:55.279	34.624	30.785	49.870	197.1	1:20:23.887	11	2	1:35.694	19.912	31.300	44.482	286.5	28:41.289		
38	3	1:34.297	19.822	30.330	44.145	284.2	1:21:58.184	12	2	1:35.400	19.975	30.777	44.648	283.5	30:16.689		
39	3	1:34.614	19.799	30.640	44.175	288.0	1:23:32.798	13	2	3:01.087	B	19.967	31.853	2:09.267	284.2	33:17.776	
40	3	1:34.417	19.811	30.435	44.171	285.0	1:25:07.215	14	3	1:51.566	35.183	31.410	44.973	196.0	35:09.342		
40	Graff Racing 1.Eric TROUILLET 2.Sébastien PAGE		3.David DROUX		Oreca 07 - Gibson LMP2 P/A			15	3	1:35.433	20.048	30.908	44.477	281.2	36:44.775		
1	3	3:07.232	1:48.419	32.368	46.445	191.8	3:07.232	16	3	1:36.042	19.849	31.139	45.054	284.2	38:20.817		
2	3	1:37.247	20.818	31.160	45.269	282.0	4:44.479	17	3	1:36.959	19.822	30.928	46.209	285.0	39:57.776		
3	3	2:43.662	B	19.902	30.634	1:53.126	282.0	7:28.141	18	3	8:24.624	B	21.188	31.303	7:32.133	285.0	48:22.400
4	3	1:53.062	34.916	31.122	47.024	195.7	9:21.203	19	3	1:52.633	35.092	31.783	45.758	193.9	50:15.033		
								20	3	1:33.896	19.593	30.251	44.052	284.2	51:48.929		
								21	3	1:34.133	19.738	30.330	44.065	285.0	53:23.062		





EUROPEAN LE MANS SERIES

4 Hours of Imola

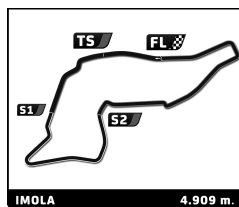
Free Practice 2

Sector Analysis

Lap under Red Flag Invalidated Lap Personal Best Session Best Crossing the pit lane

Lap	D	Time	Sector 1	Sector 2	Sector 3	T. Spd	Elapsed	Lap	D	Time	Sector 1	Sector 2	Sector 3	T. Spd	Elapsed
22	3	1:39.052	21.098	32.784	45.170	281.2	55:02.114	34	2	3:34.916	2:16.963	31.766	46.187	195.7	1:09:04.491
23	3	2:57.070 B	19.650	30.436	3:06.984	284.2	58:59.184	35	2	1:35.038	20.075	30.563	44.400	282.0	1:10:39.529
24	1	1:55.762	36.550	32.773	46.439	185.9	1:00:54.946	36	2	1:34.733	19.776	30.478	44.479	284.2	1:12:14.262
25	1	1:37.934	20.749	31.575	45.610	282.0	1:02:32.880	37	2	1:35.323	19.897	30.728	44.698	284.2	1:13:49.585
26	1	1:36.814	20.433	31.139	45.242	281.2	1:04:09.694	38	2	1:36.032	19.754	31.298	44.980	284.2	1:15:25.617
27	1	1:36.205	20.283	30.982	44.940	282.0	1:05:45.899	39	2	1:37.179	21.027	31.175	44.977	285.7	1:17:02.796
28	1	1:35.969	20.096	31.190	44.683	282.0	1:07:21.868	40	2	1:39.318	20.730	32.737	45.851	287.2	1:18:42.114
29	1	1:35.803	20.215	30.903	44.685	282.7	1:08:57.671	41	2	1:34.623	19.933	30.472	44.218	284.2	1:20:16.737
30	1	1:36.406	20.235	31.006	45.165	282.0	1:10:34.077	42	2	1:38.215	19.897	30.545	47.773	285.7	1:21:54.952
31	1	1:36.427	20.283	30.984	45.160	283.5	1:12:10.504	43	2	1:36.200	21.125	30.885	44.190	288.0	1:23:31.152
32	1	1:36.644	20.098	31.135	45.411	283.5	1:13:47.148	44	2	1:35.450	19.785	30.427	45.238	283.5	1:25:06.602
33	1	1:37.775	20.110	32.757	44.908	283.5	1:15:24.923	45	2	2:26.719 B	19.771	31.232	1:35.716	283.5	1:27:33.321
34	1	1:37.674	21.428	31.187	45.059	285.0	1:17:02.597	51 Team Virage 1. Rob HODES 2. Gabriel AUBRY 3. Jazeman JAAFAR Oreca 07 - Gibson LMP2 P/A							
35	1	1:36.747	20.227	31.605	44.915	284.2	1:18:39.344	1	3	1:47.440	28.665	32.107	46.668	183.7	1:47.440
36	1	1:35.643	20.099	30.717	44.827	282.7	1:20:14.987	2	3	1:39.205	21.404	31.290	46.511	279.1	3:26.645
37	1	3:21.496 B	20.170	31.111	2:30.215	283.5	1:23:36.483	3	3	1:33.960	19.865	30.112	43.983	281.2	5:00.605
38	3	1:51.545	35.183	31.839	44.523	194.2	1:25:28.028	4	3	1:34.988	19.762	30.463	44.763	283.5	6:35.593
47 Algarve Pro Racing 1. John FALB 2. James ALLEN 3. Alexander PERONI Oreca 07 - Gibson LMP2 P/A							5	3	1:33.872	19.812	30.168	43.892	279.1	8:09.465	
1	3	1:50.369	30.526	31.817	48.026	190.8	1:50.369	6	3	3:05.832 B	20.643	31.394	2:13.795	283.5	11:15.297
2	3	1:39.164	21.160	31.460	46.544	282.0	3:29.533	7	3	1:49.876	34.614	30.971	44.291	194.6	13:05.173
3	3	1:34.973	19.951	30.529	44.493	284.2	5:04.506	8	3	1:35.275	19.960	31.047	44.268	281.2	14:40.448
4	3	1:51.746 B	19.766	30.568	1:01.412	283.5	6:56.252	9	3	1:35.477	20.110	30.642	44.725	282.0	16:15.925
5	3	2:23.553	1:07.842	31.259	44.452	195.3	9:19.805	10	3	2:39.383	21.469	41.689	1:36.225	282.0	18:55.308
6	3	1:34.212	19.753	30.453	44.006	282.7	10:54.017	11	3	3:28.910	53.602	1:07.481	1:27.827	83.1	22:24.218
7	3	1:34.242	19.690	30.544	44.008	284.2	12:28.259	12	3	1:39.102	22.289	31.824	44.989	243.8	24:03.320
8	3	1:34.504	19.652	30.328	44.524	284.2	14:02.763	13	3	1:35.569	20.098	31.191	44.280	280.5	25:38.889
9	3	1:36.694	21.826	30.531	44.337	287.2	15:39.457	14	3	1:35.760	20.386	31.435	43.939	282.0	27:14.649
10	3	2:01.493 B	19.830	31.640	1:10.023	285.7	17:40.950	15	3	1:35.194	20.252	30.711	44.231	280.5	28:49.843
11	3	8:16.932	7:00.497	31.053	45.382	187.2	25:57.882	16	3	2:49.393 B	20.069	31.040	1:58.284	285.0	31:39.236
12	3	1:36.147	20.883	30.143	45.121	287.2	27:34.029	17	1	1:57.697	36.651	33.924	47.122	193.5	33:36.933
13	3	1:33.046	19.424	30.036	43.586	284.2	29:07.075	18	1	1:39.699	20.384	32.613	46.702	282.7	35:16.632
14	3	1:33.076	19.505	29.779	43.792	284.2	30:40.151	19	1	1:41.039	20.940	33.624	46.475	279.8	36:57.671
15	3	1:38.180	19.784	30.420	47.976	286.5	32:18.331	20	1	1:38.431	20.484	32.291	45.656	279.8	38:36.102
16	3	1:33.267	19.574	30.004	43.689	284.2	33:51.598	21	1	1:39.705	20.568	33.211	45.926	280.5	40:15.807
17	3	1:54.439 B	19.629	30.906	1:03.904	285.7	35:46.037	22	1	1:40.148	20.589	32.806	46.753	281.2	41:55.955
18	1	3:24.857	2:07.106	32.268	45.483	197.1	39:10.894	23	1	2:55.987	20.835	58.031	1:37.121	279.8	44:51.942
19	1	1:36.921	20.318	31.464	45.149	282.0	40:47.825	24	1	2:08.621	46.744	34.778	47.099	81.7	47:00.563
20	1	1:38.729	20.486	31.830	46.413	283.5	42:26.554	25	1	1:39.074	20.928	32.237	45.909	277.6	48:39.637
21	1	3:13.111	39.044	1:08.134	1:25.933	190.8	45:39.665	26	1	1:38.244	20.604	32.035	45.605	279.8	50:17.881
22	1	1:39.571	21.761	32.130	45.680	274.1	47:19.236	27	1	1:38.156	20.428	31.744	45.984	282.0	51:56.037
23	1	1:38.435	20.450	32.241	45.744	286.5	48:57.671	28	1	1:38.432	20.379	32.160	45.893	282.0	53:34.469
24	1	1:37.978	20.408	32.178	45.392	283.5	50:35.649	29	1	1:40.747	20.707	33.580	46.460	282.7	55:15.216
25	1	1:36.781	20.261	31.224	45.296	283.5	52:12.430	30	1	1:38.399	20.431	32.259	45.709	281.2	56:53.615
26	1	1:36.924	20.260	31.230	45.434	285.0	53:49.354	31	1	1:38.070	20.789	32.009	45.272	280.5	58:31.685
27	1	1:37.405	20.306	31.302	45.797	282.7	55:26.759	32	1	2:49.830 B	20.388	32.560	1:56.882	280.5	1:01:21.515
28	1	1:39.246	20.487	31.428	47.331	283.5	57:06.005	33	2	1:56.867	35.441	33.494	47.932	195.3	1:03:18.382
29	1	1:38.309	21.324	31.475	45.510	285.7	58:44.314	34	2	1:36.382	20.022	31.597	44.763	281.2	1:04:54.764
30	1	1:37.365	20.326	31.494	45.545	283.5	1:00:21.679	35	2	1:36.605	20.018	31.730	44.957	280.5	1:06:31.369
31	1	1:36.779	20.498	31.105	45.176	282.7	1:01:58.458	36	2	1:37.354	19.991	31.546	45.817	282.0	1:08:08.723
32	1	1:36.430	20.298	31.118	45.014	284.2	1:03:34.888	37	2	1:36.559	20.188	31.569	44.802	285.0	1:09:45.282
33	1	1:54.687 B	20.267	31.852	1:02.568	284.2	1:05:29.575	38	2	1:41.178	20.486	34.175	46.517	281.2	1:11:26.460





EUROPEAN LE MANS SERIES

4 Hours of Imola

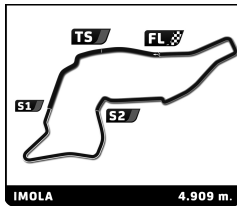
Free Practice 2

Sector Analysis

Lap under Red Flag Invalidated Lap Personal Best Session Best Crossing the pit lane

Lap	D	Time	Sector 1	Sector 2	Sector 3	T. Spd	Elapsed	Lap	D	Time	Sector 1	Sector 2	Sector 3	T. Spd	Elapsed
39	2	1:34.946	20.005	30.775	44.166	282.0	1:13:01.406	1	3	2:51.819	1:27.190	35.529	49.100	176.2	2:51.819
40	2	6:32.349 B	20.271	30.777	5:41.301	282.7	1:19:33.755	2	3	1:41.755	21.561	33.071	47.123	260.9	4:33.574
41	2	1:52.317	35.086	31.354	45.877	194.9	1:21:26.072	3	3	1:41.442	21.427	32.934	47.081	261.5	6:15.016
42	2	1:35.153	20.048	30.635	44.470	278.4	1:23:01.225	4	3	1:41.995	21.520	33.473	47.002	263.4	7:57.011
43	2	1:37.178	19.975	31.592	45.611	281.2	1:24:38.403	5	3	1:45.351	21.439	34.077	49.835	262.8	9:42.362
55 Spirit of Race Ferrari 488 GTE Evo								60 Iron Lynx Ferrari 488 GTE Evo							
1.Duncan CAMERON								1.Claudio SCHIAVONI							
2.Matthew GRIFFIN								2.Matteo CRESSONI							
3.David PEREL								3.Davide RIGON							
LMGTE								LMGTE							
1	2	3:39.336	2:07.611	34.566	57.159	176.8	3:39.336	1	3	2:25.941	56.791	35.313	53.837	174.5	2:25.941
2	2	1:43.731	21.707	34.135	47.889	261.5	5:23.067	2	3	1:42.474	21.877	33.363	47.234	257.8	4:08.415
3	2	1:44.309	21.658	33.853	48.798	262.1	7:07.376	3	3	3:39.359 B	21.709	33.155	2:44.495	259.6	7:47.774
4	2	1:43.063	21.830	33.566	47.667	260.9	8:50.439	4	3	1:59.315	35.994	33.907	49.414	179.1	9:47.089
5	2	1:44.141	21.916	33.674	48.551	259.6	10:34.580	5	3	1:41.939	21.736	33.174	47.029	260.2	11:29.028
6	2	1:43.327	21.792	33.744	47.791	261.5	12:17.907	6	3	1:42.317	22.094	33.163	47.060	259.6	13:11.345
7	2	2:00.450 B	21.829	33.695	1:04.926	262.8	14:18.357	7	3	1:41.560	21.639	33.089	46.832	260.9	14:52.905
8	2	2:40.237	1:14.628	34.306	51.303	180.6	16:58.594	8	3	1:41.814	21.632	33.120	47.062	260.2	16:34.719
9	2	3:32.967	48.927	1:07.455	1:36.585	82.0	20:31.561	9	3	3:03.026	23.846	1:02.995	1:36.185	238.4	19:37.745
10	2	2:48.545	54.743	58.575	55.227	82.0	23:20.106	10	3	3:08.868	54.530	1:07.220	1:07.118	82.3	22:46.613
11	2	1:46.420	22.120	33.839	50.461	260.9	25:06.526	11	3	1:42.824	21.883	33.347	47.594	257.8	24:29.437
12	2	1:43.165	21.693	33.488	47.984	260.9	26:49.691								
13	2	1:42.982	21.632	33.610	47.740	261.5	28:32.673								
14	2	2:00.671 B	21.619	33.748	1:05.304	262.8	30:33.344								
15	3	2:39.806	1:18.864	33.484	47.458	156.7	33:13.150								
16	3	1:41.672	21.700	32.928	47.044	260.9	34:54.822								
17	3	2:00.992 B	23.453	34.378	1:03.161	259.6	36:55.814								
18	1	3:23.644	1:58.984	35.776	48.884	176.5	40:19.458								
19	1	1:45.607	22.178	34.851	48.578	260.9	42:05.065								
20	1	3:08.527 B	22.192	1:03.111	1:43.224	260.2	45:13.592								
21	1	2:15.921	53.020	34.677	48.224	178.5	47:29.513								
22	1	1:44.806	22.015	34.277	48.514	259.6	49:14.319								
23	1	1:45.381	22.019	34.014	49.348	260.9	50:59.700								
24	1	1:44.202	21.979	33.993	48.230	261.5	52:43.902								
25	1	1:45.117	22.788	34.207	48.122	260.2	54:29.019								
26	1	1:44.571	22.075	34.456	48.040	260.2	56:13.590								
27	1	1:44.852	21.832	34.135	48.885	261.5	57:58.442								
28	1	1:53.795	22.520	36.975	54.300	262.1	59:52.237								
29	1	1:51.577	27.919	35.387	48.271	261.5	1:01:43.814								
30	1	1:43.853	22.031	33.792	48.030	259.6	1:03:27.667								
31	1	1:44.663	21.890	34.624	48.149	260.9	1:05:12.330								
32	1	2:02.315 B	22.045	35.007	1:05.263	261.5	1:07:14.645								
33	1	2:18.747	1:53.392	34.831	50.524	178.8	1:10:33.392								
34	1	1:45.814	22.258	34.991	48.565	260.9	1:12:19.206								
35	1	1:43.885	21.932	33.823	48.130	261.5	1:14:03.091								
36	1	1:43.764	21.827	33.760	48.177	260.9	1:15:46.855								
37	1	1:43.985	21.872	34.113	48.000	260.9	1:17:30.840								
38	1	1:44.061	21.721	34.082	48.258	262.1	1:19:14.901								
39	1	1:48.180	21.740	33.858	52.582	262.8	1:21:03.081								
40	1	1:53.896	23.456	36.917	53.523	244.3	1:22:56.977								
41	1	1:47.235	23.716	35.310	48.209	260.2	1:24:44.212								
42	1	2:17.936 B	21.826	33.627	1:22.483	260.9	1:27:02.148								
57 Kessel Racing Ferrari 488 GTE Evo															
1.Takeshi KIMURA															
2.Frederik SCHANDORFF															
3.Mikkel JENSEN															
LMGTE															





EUROPEAN LE MANS SERIES

4 Hours of Imola

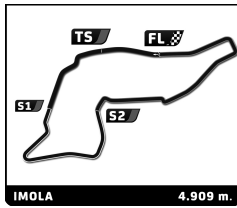
Free Practice 2

Sector Analysis

Lap under Red Flag Invalidated Lap Personal Best Session Best Crossing the pit lane

Lap	D	Time	Sector 1	Sector 2	Sector 3	T. Spd	Elapsed	Lap	D	Time	Sector 1	Sector 2	Sector 3	T. Spd	Elapsed
12	3	1:42.470	21.726	33.167	47.577	259.6	26:11.907	23	1	1:39.277	20.278	32.639	46.360	287.2	53:52.030
13	3	1:43.610	21.976	33.459	48.175	259.6	27:55.517	24	1	1:36.067	20.117	31.250	44.700	285.0	55:28.097
14	3	3:41.654 B	21.716	33.377	2:46.561	259.6	31:37.171	25	1	1:37.087	20.184	31.400	45.503	285.7	57:05.184
15	2	2:01.430	37.369	34.664	49.397	180.6	33:38.601	26	1	1:36.194	20.217	31.061	44.916	284.2	58:41.378
16	2	1:43.497	21.942	33.803	47.752	260.9	35:22.098	27	1	1:36.145	20.066	31.369	44.710	285.7	1:00:17.523
17	2	1:43.492	21.912	33.720	47.860	259.6	37:05.590	28	1	1:35.596	20.104	31.035	44.457	285.0	1:01:53.119
18	2	1:43.155	21.743	33.784	47.628	260.2	38:48.745	29	1	2:34.890 B	19.961	31.311	1:43.618	287.2	1:04:28.009
19	2	1:43.121	21.759	33.595	47.767	260.2	40:31.866	30	2	1:54.563	34.912	31.706	47.945	196.4	1:06:22.572
20	2	1:42.586	21.647	33.532	47.407	260.2	42:14.452	31	2	1:37.350	20.000	31.939	45.411	285.0	1:07:59.922
21	2	3:14.225	30.269	1:07.220	1:36.736	260.9	45:28.677	32	2	1:35.181	19.902	30.897	44.382	283.5	1:09:35.103
22	2	1:49.024	27.478	33.796	47.750	210.9	47:17.701	33	2	10:13.943 B	19.843	31.378	9:22.722	286.5	1:19:49.046
23	2	1:43.427	21.758	33.849	47.820	259.0	49:01.128	34	2	1:51.989	34.781	31.179	46.029	194.2	1:21:41.035
24	2	1:43.137	21.709	33.705	47.723	261.5	50:44.265	35	2	1:35.036	19.932	30.680	44.424	284.2	1:23:16.071
25	2	1:42.643	21.658	33.565	47.420	259.6	52:26.908	36	2	1:35.621	19.834	31.446	44.341	285.7	1:24:51.692
26	2	1:42.873	21.733	33.598	47.542	260.2	54:09.781	66 JMW Motorsport Ferrari 488 GTE Evo							
27	2	1:42.803	21.668	33.651	47.484	259.0	55:52.584	1.Giacomo PETROBELLI 3.Matthew PAYNE							
28	2	1:42.909	21.712	33.895	47.302	259.6	57:35.493	2.Sean HUDSPETH LMGTE							
29	2	7:31.318 B	21.655	33.563	6:36.100	259.0	1:05:06.811	1	3	3:05.539	1:32.111	41.201	52.227	173.4	3:05.539
30	1	2:14.691	39.629	39.614	55.448	139.9	1:07:21.502	2	3	1:46.920	22.750	35.130	49.040	257.1	4:52.459
31	1	1:55.011	23.986	37.666	53.359	247.1	1:09:16.513	3	3	1:44.351	21.837	33.903	48.611	261.5	6:36.810
32	1	1:52.435	23.864	37.159	51.412	254.7	1:11:08.948	4	3	1:42.910	22.159	33.510	47.241	262.1	8:19.720
33	1	1:49.201	23.089	35.661	50.451	256.5	1:12:58.149	5	3	1:41.811	21.572	33.201	47.038	260.9	10:01.531
34	1	2:56.388 B	25.260	35.681	1:55.447	257.1	1:15:54.537	6	3	2:08.036 B	23.903	35.696	1:08.437	215.1	12:09.567
35	1	2:01.548	36.817	35.260	49.471	179.7	1:17:56.085	7	2	3:06.432	1:42.470	35.062	48.900	178.5	15:15.999
36	1	1:46.504	22.556	35.025	48.923	257.8	1:19:42.589	8	2	1:43.707	21.911	33.657	48.139	259.0	16:59.706
37	1	1:47.448	22.412	34.912	50.124	257.8	1:21:30.037	9	2	3:35.875	52.042	1:07.363	1:36.470	82.1	20:35.581
38	1	1:46.691	22.521	34.874	49.296	257.1	1:23:16.728	10	2	2:41.338	55.185	57.238	48.915	82.1	23:16.919
39	1	1:50.605	23.007	37.452	50.146	259.0	1:25:07.333	11	2	1:45.258	22.626	34.325	48.307	258.4	25:02.177
65 Ponis Racing Oreca 07 - Gibson															
1.Julien CANAL 3.Job VAN UITERT															
2.Nicolas JAMIN LMP2															
1	3	2:36.127	1:14.665	34.250	47.212	194.2	2:36.127	12	2	1:44.348	21.920	33.673	48.755	260.9	26:46.525
2	3	1:37.013	20.321	31.683	45.009	284.2	4:13.140	13	2	1:44.420	21.987	33.814	48.619	260.2	28:30.945
3	3	1:35.079	19.850	30.708	44.521	284.2	5:48.219	14	2	1:43.730	21.855	34.226	47.649	261.5	30:14.675
4	3	3:45.534 B	19.684	30.627	2:55.223	285.7	9:33.753	15	2	1:44.116	21.905	33.820	48.391	260.2	31:58.791
5	3	1:51.532	35.386	31.661	44.485	197.4	11:25.285	16	2	1:43.812	21.904	33.919	47.989	261.5	33:42.603
6	3	1:35.246	19.858	30.648	44.740	285.7	13:00.531	17	2	1:44.515	21.875	33.795	48.845	260.9	35:27.118
7	3	1:35.063	20.424	30.356	44.283	285.0	14:35.594	18	2	2:01.849 B	22.154	33.899	1:05.796	259.0	37:28.967
8	3	8:03.885 B	19.733	30.420	7:13.732	285.7	22:39.479	19	1	2:50.997	1:26.116	35.865	49.016	177.9	40:19.964
9	3	1:59.562	36.262	36.695	46.605	193.9	24:39.041	20	1	1:45.409	22.059	34.877	48.473	262.1	42:05.373
10	3	1:33.300	19.639	30.017	43.644	284.2	26:12.341	21	1	3:02.850	22.278	1:03.324	1:37.248	261.5	45:08.223
11	3	1:37.516	19.661	32.578	45.277	288.0	27:49.857	22	1	2:02.775	39.765	34.550	48.460	82.2	47:10.998
12	3	1:46.646	19.591	31.451	55.604	287.2	29:36.503	23	1	1:44.069	22.068	33.916	48.085	259.0	48:55.067
13	3	1:35.425	19.626	30.467	45.332	285.7	31:11.928	24	1	2:06.388	22.122	35.047	1:09.219	260.2	51:01.455
14	3	6:08.450 B	19.549	30.521	5:18.380	286.5	37:20.378	25	1	1:45.498	22.507	34.272	48.719	259.6	52:46.953
15	1	1:53.108	35.327	32.136	45.645	194.9	39:13.486	26	1	1:48.845	22.031	36.125	50.689	261.5	54:35.798
16	1	1:36.215	20.218	31.183	44.814	284.2	40:49.701	27	1	1:44.335	21.924	34.054	48.357	261.5	56:20.133
17	1	1:37.125	20.069	31.345	45.711	285.0	42:26.826	28	1	1:44.861	21.891	34.492	48.478	260.9	58:04.994
18	1	3:13.752	39.391	1:08.048	1:26.313	193.9	45:40.578	29	1	1:44.252	21.913	33.993	48.346	259.6	59:49.246
19	1	1:39.623	21.398	32.581	45.644	275.5	47:20.201	30	1	2:00.607 B	22.062	34.076	1:04.469	260.9	1:01:49.853
20	1	1:38.264	20.976	31.904	45.384	286.5	48:58.465	31	3	2:48.165	1:25.820	34.254	48.091	178.5	1:04:38.018
21	1	1:37.459	20.753	31.556	45.150	286.5	50:35.924	32	3	1:45.008	21.620	34.393	48.995	262.1	1:06:23.026
22	1	1:36.829	20.274	31.466	45.089	287.2	52:12.753	33	3	1:44.008	21.647	34.587	47.774	261.5	1:08:07.034
								34	3	1:43.070	21.701	33.707	47.662	260.2	1:09:50.104
								35	3	1:42.961	21.737	33.611	47.613	260.2	1:11:33.065
								36	3	1:44.257	22.650	34.204	47.403	262.1	1:13:17.322





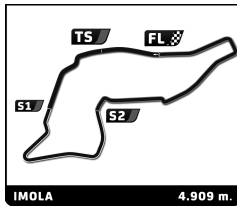
EUROPEAN LE MANS SERIES
4 Hours of Imola
Free Practice 2

Sector Analysis

Lap under Red Flag Invalidated Lap Personal Best Session Best Crossing the pit lane

Lap	D	Time	Sector 1	Sector 2	Sector 3	T. Spd	Elapsed	Lap	D	Time	Sector 1	Sector 2	Sector 3	T. Spd	Elapsed
<div style="display: flex; justify-content: space-between;"> <div style="border: 1px solid black; padding: 2px;"> 69 Oman Racing with TF Sport 1.Ahmad AL HARTHY 3.Samuel DE HAAN 2.Marco SORENSEN LMGT E </div> <div style="font-size: small;">Aston Martin Vantage AMR</div> </div>															
1	1	2:33.323	1:07.407	35.478	50.438	173.4	2:33.323	1	1	2:39.054	1:13.168	35.442	50.444	177.9	2:39.054
2	1	1:44.466	21.730	34.462	48.274	266.0	4:17.789	2	1	1:46.087	22.075	34.464	49.548	266.7	4:25.141
3	1	1:43.279	21.750	33.903	47.626	267.3	6:01.068	3	1	1:44.762	22.697	33.935	48.130	266.0	6:09.903
4	1	1:42.587	21.723	33.360	47.504	267.3	7:43.655	4	1	1:43.464	21.973	33.647	47.844	263.4	7:53.367
5	1	1:42.552	21.651	33.437	47.464	267.3	9:26.207	5	1	1:44.890	22.513	34.141	48.236	264.1	9:38.257
6	1	1:43.567	21.366	34.706	47.495	267.3	11:09.774	6	1	2:47.881 B	21.965	33.651	2:52.265	263.4	13:26.138
7	1	1:42.004	21.495	33.218	47.291	266.0	12:51.778	7	1	1:59.929	37.269	34.321	48.339	180.9	15:26.067
8	1	2:58.887 B	21.452	34.308	2:03.127	265.4	15:50.665	8	1	2:01.701	21.898	35.738	1:04.065	264.7	17:27.768
9	3	2:57.399	37.642	42.531	1:37.226	180.3	18:48.064	9	1	3:38.722	54.279	1:07.355	1:37.088	81.9	21:06.490
10	3	3:35.202	54.411	1:07.819	1:32.972	81.9	22:23.266	10	1	2:27.283	54.285	43.287	49.711	81.8	23:33.773
11	3	1:49.711	25.404	35.241	49.066	196.7	24:12.977	11	1	1:43.300	21.871	33.709	47.726	262.1	25:17.073
12	3	1:44.064	22.104	33.938	48.022	262.8	25:57.041	12	1	1:45.003	21.949	33.852	49.202	265.4	27:02.076
13	3	1:43.355	21.891	33.788	47.676	263.4	27:40.396	13	1	1:45.345	21.871	34.080	49.394	264.1	28:47.421
14	3	1:43.250	21.848	33.569	47.833	263.4	29:23.646	14	1	2:44.966 B	21.894	34.061	1:49.011	263.4	31:32.387
15	3	1:45.280	22.172	34.563	48.545	262.8	31:08.926	15	1	2:01.630	36.841	35.424	49.365	181.2	33:34.017
16	3	1:43.613	21.853	34.044	47.716	264.1	32:52.539	16	1	1:45.302	21.867	33.564	49.871	264.7	35:19.319
17	3	1:43.702	21.812	33.663	48.227	263.4	34:36.241	17	1	1:45.022	22.028	34.964	48.030	264.1	37:04.341
18	3	1:43.477	21.820	33.947	47.710	263.4	36:19.718	18	1	1:43.168	21.889	33.431	47.848	264.1	38:47.509
19	3	3:16.751 B	21.882	34.664	2:20.205	264.1	39:36.469	19	1	1:43.231	21.951	33.490	47.790	264.7	40:30.740
20	2	2:00.412	36.923	35.597	47.892	165.6	41:36.881	20	1	1:43.033	21.672	33.754	47.607	264.7	42:13.773
21	2	4:01.614 B	21.611	34.459	3:05.544	264.7	45:38.495	21	1	5:04.744 B	27.886	1:07.681	3:29.177	264.7	47:18.517
22	2	1:57.440	36.423	33.664	47.353	179.1	47:35.935	22	3	1:58.856	37.043	34.019	47.794	176.2	49:17.373
23	2	1:41.835	21.477	33.297	47.061	264.1	49:17.770	23	3	1:44.149	21.573	33.456	49.120	264.7	51:01.522
24	2	1:46.498	21.450	33.873	51.175	266.0	51:04.268	24	3	1:42.711	21.626	33.203	47.882	264.7	52:44.233
25	2	1:44.045	21.443	33.080	49.522	268.0	52:48.313	25	3	1:43.334	21.878	34.088	47.368	266.7	54:27.567
26	2	1:44.745	21.681	34.960	48.104	266.7	54:33.058	26	3	1:44.468	21.555	33.778	49.135	264.1	56:12.035
27	2	1:41.535	21.394	33.115	47.026	264.7	56:14.593	27	3	1:44.492	21.547	33.883	49.062	264.7	57:56.527
28	2	1:43.265	21.414	33.768	48.083	265.4	57:57.858	28	3	1:47.927	22.561	33.867	51.499	264.1	59:44.454
29	2	1:44.526	22.641	33.849	48.036	264.7	59:42.384	29	3	1:47.764	24.909	35.162	47.693	220.0	1:01:32.218
30	2	1:43.159	21.869	33.331	47.959	264.1	1:01:25.543	30	3	1:41.729	21.483	33.139	47.107	264.7	1:03:13.947
31	2	3:07.869 B	21.790	33.706	2:12.373	265.4	1:04:33.412	31	3	1:43.786	21.573	33.368	48.845	265.4	1:04:57.733
32	3	2:01.902	38.667	34.940	48.295	179.7	1:06:35.314	32	3	1:42.744	22.019	33.486	47.239	262.1	1:06:40.477
33	3	1:43.326	21.784	33.792	47.750	263.4	1:08:18.640	33	3	1:42.089	21.594	33.329	47.166	265.4	1:08:22.566
34	3	1:43.479	21.842	33.942	47.695	263.4	1:10:02.119	34	3	1:41.921	21.427	33.401	47.093	265.4	1:10:04.487
35	3	1:46.375	21.688	34.546	50.141	264.7	1:11:48.494	35	3	1:44.503	21.466	33.540	49.497	267.3	1:11:48.990
36	3	1:43.701	21.936	33.934	47.831	262.8	1:13:32.195	36	3	3:01.869 B	24.117	33.841	2:03.911	267.3	1:14:50.859
37	3	1:43.015	21.779	33.752	47.484	262.8	1:15:15.210	37	3	1:59.619	37.080	34.353	48.186	175.9	1:16:50.478
38	3	1:43.031	21.805	33.714	47.512	262.8	1:16:58.241	38	3	1:42.865	21.575	33.561	47.729	262.8	1:18:33.343
39	3	1:46.424	22.596	35.227	48.601	262.8	1:18:44.665	39	3	1:42.081	21.523	33.296	47.262	263.4	1:20:15.424
40	3	1:45.875	22.380	34.776	48.719	264.1	1:20:30.540	40	3	1:42.228	21.466	33.285	47.477	263.4	1:21:57.652
41	3	1:44.474	21.737	33.669	49.068	263.4	1:22:15.014	41	3	1:47.533	21.847	33.198	52.488	262.8	1:23:45.185
<div style="display: flex; justify-content: space-between;"> <div style="border: 1px solid black; padding: 2px;"> 83 Iron Lynx 1.Rahel FREY 3.Sarah BOVY 2.Michelle GATTING LMGT E </div> <div style="font-size: small;">Ferrari 488 GTE Evo</div> </div>															
1	2	2:20.858	50.182	36.734	53.942	175.3	2:20.858	1	2	2:20.858	50.182	36.734	53.942	175.3	2:20.858
2	2	1:42.560	21.924	33.453	47.183	258.4	4:03.418	2	2	1:42.560	21.924	33.453	47.183	258.4	4:03.418
3	2	1:41.899	21.506	33.004	47.389	260.9	5:45.317	3	2	1:41.899	21.506	33.004	47.389	260.9	5:45.317
4	2	1:42.246	21.599	33.234	47.413	259.6	7:27.563	4	2	1:42.246	21.599	33.234	47.413	259.6	7:27.563
5	2	1:41.633	21.549	33.017	47.067	260.9	9:09.196	5	2	1:41.633	21.549	33.017	47.067	260.9	9:09.196





EUROPEAN LE MANS SERIES
4 Hours of Imola
Free Practice 2

Sector Analysis

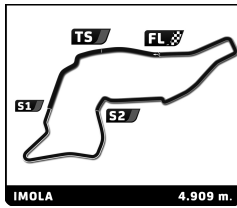
Lap under Red Flag Invalidated Lap Personal Best Session Best B Crossing the pit lane

Lap	D	Time	Sector 1	Sector 2	Sector 3	T. Spd	Elapsed	Lap	D	Time	Sector 1	Sector 2	Sector 3	T. Spd	Elapsed
6	2	1:41.772	21.616	33.129	47.027	262.1	10:50.968	16	1	1:36.081	20.169	31.029	44.883	283.5	30:35.144
7	2	1:42.338	21.510	33.129	47.699	261.5	12:33.306	17	1	1:36.047	20.022	31.222	44.803	285.0	32:11.191
8	2	1:42.026	21.567	33.132	47.327	260.9	14:15.332	18	1	1:54.429 B	20.436	31.307	1:02.686	285.0	34:05.620
9	2	1:42.430	21.593	33.477	47.360	261.5	15:57.762	19	3	4:12.128	2:55.593	31.602	44.933	187.5	38:17.748
10	2	2:28.118	22.392	33.923	1:31.803	262.1	18:25.880	20	3	1:37.233	20.046	31.262	45.925	283.5	39:54.981
11	2	3:38.820	54.257	1:07.452	1:37.111	82.0	22:04.700	21	3	1:37.960	20.087	31.974	45.899	285.7	41:32.941
12	2	1:56.031	33.260	34.593	48.178	176.5	24:00.731	22	3	2:23.738	19.905	31.739	1:32.094	284.2	43:56.679
13	2	1:43.534	21.866	33.953	47.715	260.9	25:44.265	23	3	2:33.746	54.220	54.162	45.364	81.3	46:30.425
14	2	1:42.721	21.668	33.597	47.456	260.2	27:26.986	24	3	1:36.378	20.752	30.991	44.635	281.2	48:06.803
15	2	1:42.157	21.615	33.299	47.243	260.9	29:09.143	25	3	1:36.068	20.174	30.811	45.083	283.5	49:42.871
16	2	3:21.741 B	21.600	33.275	2:26.866	260.9	32:30.884	26	3	1:34.813	19.784	30.623	44.406	283.5	51:17.684
17	1	1:59.438	37.017	34.232	48.189	180.0	34:30.322	27	3	1:35.928	19.788	30.936	45.104	285.0	52:53.512
18	1	1:45.677	23.763	33.957	47.957	260.9	36:15.999	28	3	1:37.847	19.864	32.056	45.927	286.5	54:31.359
19	1	1:44.717	22.669	34.005	48.043	260.2	38:00.716	29	3	1:39.429	19.963	32.500	46.966	285.7	56:10.788
20	1	1:43.192	21.755	33.554	47.873	262.1	39:43.898	30	3	1:37.422	19.767	32.739	44.916	283.5	57:48.210
21	1	1:44.577	22.601	33.847	48.129	261.5	41:28.475	31	3	1:34.687	19.927	30.719	44.041	284.2	59:22.897
22	1	2:27.788	21.823	33.864	1:32.101	262.1	43:56.263	32	3	1:35.604	19.709	30.832	45.063	285.0	1:00:58.501
23	1	2:38.010	54.222	54.918	48.870	82.0	46:34.273	33	3	1:39.040	20.562	31.820	46.658	285.0	1:02:37.541
24	1	1:44.405	22.319	34.068	48.018	259.6	48:18.678	34	3	1:32.997	19.662	30.416	43.919	284.2	1:04:11.538
25	1	1:45.110	22.050	34.236	48.824	262.1	50:03.788	35	3	1:52.850 B	19.946	30.919	1:01.985	283.5	1:06:04.388
26	1	8:50.932 B	21.952	33.860	7:55.120	262.1	58:54.720	36	2	2:49.949	1:33.189	31.669	45.091	189.1	1:08:54.337
27	3	2:02.175	37.918	34.880	49.377	174.8	1:00:56.895	37	2	1:36.374	20.046	31.495	44.833	282.7	1:10:30.711
28	3	1:45.319	22.325	34.319	48.675	260.2	1:02:42.214	38	2	1:35.630	20.030	31.025	44.575	285.0	1:12:06.341
29	3	1:46.055	22.239	34.532	49.284	262.1	1:04:28.269	39	2	1:36.619	20.261	31.096	45.262	285.0	1:13:42.960
30	3	1:44.805	22.066	34.416	48.323	262.8	1:06:13.074	40	2	1:37.402	21.644	31.298	44.460	285.7	1:15:20.362
31	3	2:23.547 B	22.130	34.192	1:27.225	261.5	1:08:36.621	41	2	1:39.557	22.721	31.393	45.443	285.0	1:16:59.919
32	3	2:18.583	36.614	35.896	1:06.073	179.1	1:10:55.204	42	2	1:36.154	20.697	31.010	44.447	285.7	1:18:36.073
33	3	1:43.540	22.068	33.829	47.643	262.1	1:12:38.744	43	2	1:35.049	19.927	30.867	44.255	285.0	1:20:11.122
34	3	1:43.209	21.911	33.702	47.596	261.5	1:14:21.953	44	2	1:38.093	20.327	31.471	46.295	285.7	1:21:49.215
35	3	1:43.284	22.036	33.657	47.591	261.5	1:16:05.237	45	2	1:34.754	19.866	30.739	44.149	285.0	1:23:23.969
36	3	1:42.737	21.797	33.558	47.382	262.1	1:17:47.974	46	2	1:37.797	19.864	30.745	47.188	285.7	1:25:01.766
37	3	1:42.912	21.658	33.720	47.534	262.8	1:19:30.886	47	2	2:26.011 B	19.780	31.467	1:34.764	285.0	1:27:27.777
38	3	2:30.350 B	21.785	33.627	1:34.938	261.5	1:22:01.236								
39	3	1:59.552	36.621	34.224	48.707	179.1	1:24:00.788								
40	3	1:43.481	21.761	33.339	48.381	263.4	1:25:44.269								

88	AF Corse		Oreca 07 - Gibson				
	1. François PERRODO 2. Nicklas NIELSEN		3. Alessio ROVERA				
1	1	3:13.246	1:53.364	32.705	47.177	190.5	3:13.246
2	1	1:39.111	20.424	31.891	46.796	281.2	4:52.357
3	1	1:39.677	20.361	32.904	46.412	283.5	6:32.034
4	1	1:37.154	20.406	31.567	45.181	280.5	8:09.188
5	1	1:37.368	20.456	31.334	45.578	282.0	9:46.556
6	1	1:37.334	20.505	31.432	45.397	283.5	11:23.890
7	1	1:37.627	20.339	31.247	46.041	283.5	13:01.517
8	1	1:37.504	21.222	31.185	45.097	285.0	14:39.021
9	1	1:36.458	20.304	31.298	44.856	285.0	16:15.479
10	1	2:42.152	22.349	42.483	1:37.320	276.2	18:57.631
11	1	3:28.031	54.818	1:07.898	1:25.315	81.0	22:25.662
12	1	1:41.849	22.645	32.956	46.248	249.4	24:07.511
13	1	1:38.484	21.802	31.501	45.181	282.0	25:45.995
14	1	1:36.895	20.226	31.754	44.915	283.5	27:22.890
15	1	1:36.173	20.233	31.059	44.881	284.2	28:59.063

93	Proton Competition		Porsche 911 RSR - 19				
	1. Michael FASSBENDER 2. Zacharie ROBICHON		3. Richard LIETZ				
1	3	2:38.642	1:12.496	35.249	50.897	177.6	2:38.642
2	3	1:43.310	21.757	33.447	48.106	265.4	4:21.952
3	3	1:42.127	21.595	33.679	47.853	266.7	6:05.079
4	3	1:42.459	21.602	33.213	47.644	264.7	7:47.538
5	3	1:42.126	21.987	33.247	46.892	262.8	9:29.664
6	3	1:41.685	21.483	33.204	46.998	266.0	11:11.349
7	3	4:08.653 B	21.429	33.080	3:14.144	266.0	15:20.002
8	3	7:25.064 B	36.539	34.082	6:14.443	179.7	22:45.066
9	3	1:59.845	37.080	34.600	48.165	173.1	24:44.911
10	3	1:42.442	21.691	33.353	47.398	265.4	26:27.353
11	3	1:43.776	21.628	33.533	48.615	264.7	28:11.129
12	3	1:41.618	21.544	33.175	46.899	264.7	29:52.747
13	3	2:51.396 B	21.676	34.161	1:55.559	266.0	32:44.143
14	3	1:59.603	36.213	33.769	49.621	180.0	34:43.746
15	3	1:44.192	22.986	33.784	47.422	246.0	36:27.938
16	3	9:46.894 B	21.621	33.392	8:51.881	264.7	46:14.832
17	3	1:58.329	36.628	34.100	47.601	179.4	48:13.161
18	3	1:44.284	21.618	34.366	48.300	264.7	49:57.445





EUROPEAN LE MANS SERIES
4 Hours of Imola
Free Practice 2

Sector Analysis

Lap under Red Flag Invalidated Lap Personal Best Session Best B Crossing the pit lane

Lap	D	Time	Sector 1	Sector 2	Sector 3	T. Spd	Elapsed	Lap	D	Time	Sector 1	Sector 2	Sector 3	T. Spd	Elapsed
19	3	5:18.423 B	21.471	34.250	4:22.702	266.7	55:15.868	34	1	1:48.668	22.395	35.124	51.149	263.4	1:06:24.964
20	1	2:07.282	39.992	36.918	50.372	164.9	57:23.150	35	1	1:48.199	22.543	36.041	49.615	264.1	1:08:13.163
21	1	1:45.834	22.140	34.740	48.954	262.8	59:08.984	36	1	1:46.709	22.288	34.898	49.523	262.8	1:09:59.872
22	1	1:45.575	22.250	34.458	48.867	262.8	1:00:54.559	37	1	1:49.845	22.340	35.292	52.213	262.1	1:11:49.717
23	1	1:47.365	22.637	35.130	49.598	262.1	1:02:41.924	38	1	1:52.311	24.090	36.100	52.121	262.8	1:13:42.028
24	1	1:46.060	22.176	34.334	49.550	264.7	1:04:27.984	39	1	1:48.909	22.667	35.706	50.536	262.8	1:15:30.937
25	1	1:46.641	22.170	35.345	49.126	264.1	1:06:14.625	40	1	1:47.785	22.500	34.939	50.346	263.4	1:17:18.722
26	1	1:45.906	22.115	34.618	49.173	264.7	1:08:00.531	41	1	1:48.190	23.330	35.179	49.681	239.5	1:19:06.912
27	1	1:46.749	22.263	34.306	50.180	263.4	1:09:47.280	42	1	1:51.349	22.408	35.187	53.754	264.1	1:20:58.261
28	1	1:44.854	22.235	34.077	48.542	264.7	1:11:32.134	43	1	1:46.980	22.277	35.295	49.408	261.5	1:22:45.241
29	1	1:47.532	23.343	35.220	48.969	264.7	1:13:19.666	44	1	2:34.940 B	22.207	34.804	1:37.929	263.4	1:25:20.181
30	1	1:45.379	22.194	34.314	48.871	265.4	1:15:05.045								
31	1	1:46.450	22.330	34.168	49.952	264.1	1:16:51.495								
32	1	2:10.289	41.176	38.652	50.461	265.4	1:19:01.784								
33	1	1:52.412	23.271	36.318	52.823	264.1	1:20:54.196								
34	1	3:02.162 B	22.428	37.242	2:02.492	263.4	1:23:56.358								
35	1	2:03.587	37.726	36.711	49.150	176.5	1:25:59.945								

95 **Oman Racing with TF Sport** Aston Martin Vantage AMR
 1. John HARTSHORNE 3. Jonathan ADAM LMGT E
 2. Henrique CHAVES

1	3	2:32.574	1:06.220	35.603	50.751	170.3	2:32.574
2	3	1:43.922	21.919	33.924	48.079	261.5	4:16.496
3	3	1:43.042	21.708	33.651	47.683	263.4	5:59.538
4	3	1:41.952	21.644	33.315	46.993	261.5	7:41.490
5	3	1:42.101	21.604	33.414	47.083	263.4	9:23.591
6	3	1:41.206	21.428	32.939	46.839	264.7	11:04.797
7	3	1:42.432	21.550	33.507	47.375	263.4	12:47.229
8	3	1:41.437	21.540	32.986	46.911	262.8	14:28.666
9	3	1:41.423	21.520	32.931	46.972	264.7	16:10.089
10	3	2:38.672	22.145	39.609	1:36.918	264.7	18:48.761
11	3	3:34.039	54.252	1:07.625	1:32.162	81.9	22:22.800
12	3	1:47.247	23.789	35.033	48.425	243.2	24:10.047
13	3	1:42.762	21.654	33.753	47.355	262.8	25:52.809
14	3	1:41.594	21.580	33.110	46.904	262.8	27:34.403
15	3	2:33.694 B	21.467	33.111	1:39.116	264.7	30:08.097
16	2	1:57.630	36.615	33.598	47.417	179.4	32:05.727
17	2	1:41.716	21.538	33.162	47.016	264.7	33:47.443
18	2	1:42.321	21.562	33.400	47.359	265.4	35:29.764
19	2	1:42.300	21.613	33.005	47.682	265.4	37:12.064
20	2	1:42.669	21.611	33.174	47.884	264.7	38:54.733
21	2	1:41.539	21.548	33.070	46.921	263.4	40:36.272
22	2	1:43.391	22.794	33.390	47.207	264.7	42:19.663
23	2	3:16.679	34.751	1:07.579	1:34.349	264.1	45:36.342
24	2	1:45.309	23.747	33.695	47.867	236.3	47:21.651
25	2	1:43.303	22.767	33.375	47.161	264.7	49:04.954
26	2	1:43.658	21.491	33.108	49.059	266.0	50:48.612
27	2	1:42.752	21.671	33.659	47.422	266.7	52:31.364
28	2	1:41.794	21.528	33.237	47.029	264.7	54:13.158
29	2	1:41.732	21.468	33.154	47.113	264.7	55:54.890
30	2	1:41.875	21.550	33.369	46.956	265.4	57:36.765
31	2	1:41.819	21.495	33.194	47.130	264.7	59:18.584
32	2	3:12.975 B	21.485	33.149	2:18.341	263.4	1:02:31.559
33	1	2:04.737	38.704	35.791	50.242	177.3	1:04:36.296

