

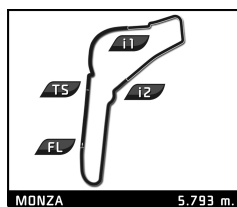
ELMS Collective Test Day
4 Hours of Monza
Morning Test

Sector Analysis

Lap under Red Flag Invalidated Lap Personal Best Session Best Crossing the pit lane

Lap	D	Time	Sector 1	Sector 2	Sector 3	T. Spd	Elapsed	Lap	D	Time	Sector 1	Sector 2	Sector 3	T. Spd	Elapsed
32	1	2:09.797 B	34.604	37.263	57.930	273.4	1:57:48.032	8	1	1:50.736	34.603	35.970	40.163	273.4	29:00.034
9 Prema Racing Oreca 07 - Gibson 1.Lorenzo COLOMBO 3.Ferdinand HABSBURG 2.Louis DELETRAZ LMP2								9 1 1:47.030 34.527 36.079 36.424 273.4 30:47.064 10 1 1:57.063 B 34.829 36.390 45.844 272.7 32:44.127 11 1 2:15.609 B 55.485 36.365 43.759 211.8 34:59.736 12 2 14:08.902 ... 38.292 37.468 169.0 49:08.638 13 2 1:49.478 35.136 37.382 36.960 264.1 50:58.116 14 2 1:48.284 34.579 37.029 36.676 270.0 52:46.400 15 2 1:48.238 34.610 36.998 36.630 270.0 54:34.638 16 2 1:49.521 35.634 37.329 36.558 222.7 56:24.159 17 2 1:51.053 37.692 36.631 36.730 272.7 58:15.212 18 2 1:47.493 34.432 36.458 36.603 272.0 1:00:02.705 19 2 1:47.107 34.487 36.202 36.418 273.4 1:01:49.812 20 2 1:48.374 34.374 36.346 37.654 274.1 1:03:38.186 21 2 1:53.582 B 34.690 36.476 42.416 274.8 1:05:31.768 22 3 28:24.856 ... 40.578 40.443 202.6 1:33:56.624 23 3 1:51.683 35.952 38.011 37.720 256.5 1:35:48.307 24 3 1:50.171 35.256 37.529 37.386 266.0 1:37:38.478 25 3 1:50.703 35.018 38.041 37.644 267.3 1:39:29.181 26 3 1:50.762 34.770 37.760 38.232 274.1 1:41:19.943 27 3 1:53.213 38.003 37.844 37.366 275.5 1:43:13.156 28 3 1:49.436 34.666 37.797 36.973 274.8 1:45:02.592 29 3 1:49.755 35.323 37.618 36.814 234.8 1:46:52.347 30 3 1:48.710 34.427 37.433 36.850 276.2 1:48:41.057 31 3 1:48.469 34.515 36.949 37.005 276.2 1:50:29.526 32 3 1:48.390 34.431 37.035 36.924 275.5 1:52:17.916 33 3 1:48.282 34.727 36.733 36.822 274.8 1:54:06.198 34 3 1:50.725 34.933 37.946 37.846 252.3 1:55:56.923 35 3 2:11.849 B 34.583 38.798 58.468 274.1 1:58:08.772							
10 Eurointernational Ligier JS P320 - Nissan 1.Glenn VAN BERLO 3.Adrien CHILA 2.Xavier LLOVERAS LMP3								11 Eurointernational Ligier JS P320 - Nissan 1.Max KOEBOLT LMP3 2.Matthew R. BELL							
1	1	6:39.366	5:22.658	39.352	37.356	156.1	6:39.366	1	1	24:15.585 B	...	37.983	46.464	208.5	24:15.585
2	1	2:05.296 B	35.310	36.829	53.157	246.0	8:44.662	2	1	2:09.530	55.453	36.886	37.191	210.9	26:25.115
3	1	11:13.014	9:58.413	37.732	36.869	182.1	19:57.676	3	1	1:49.127	34.983	36.670	37.474	271.4	28:14.242
4	1	1:48.930	35.377	36.474	37.079	230.8	21:46.606	4	1	1:47.522	34.569	36.297	36.656	274.1	30:01.764
5	1	1:48.079	34.981	36.577	36.521	271.4	23:34.685	5	1	1:51.589	38.215	36.872	36.502	272.7	31:53.353
6	1	1:47.189	34.771	36.181	36.237	272.0	25:21.874	6	1	1:47.325	34.738	36.223	36.364	272.0	33:40.678
7	1	1:47.424	34.831	36.214	36.379	272.0	27:09.298	7	1	1:47.465	34.643	36.385	36.437	271.4	35:28.143
								8	1	1:47.657	34.527	36.374	36.756	272.0	37:15.800
								9	1	1:47.684	34.620	36.280	36.784	273.4	39:03.484
								10	1	1:53.013 B	34.528	36.421	42.064	274.1	40:56.497
								11	1	54:58.891	...	38.372	37.224	209.7	1:35:55.388
								12	1	1:48.676	34.861	36.779	37.036	270.7	1:37:44.064
								13	1	1:48.550	34.730	36.877	36.943	274.1	1:39:32.614
								14	1	1:48.868	34.536	36.611	37.721	273.4	1:41:21.482
								15	1	1:48.411	34.631	37.222	36.558	276.9	1:43:09.893
								16	1	1:50.068	34.606	37.898	37.564	276.2	1:44:59.961
								17	1	1:47.543	34.553	36.438	36.552	274.8	1:46:47.504
								18	1	1:47.781	34.631	36.511	36.639	274.8	1:48:35.285
								19	1	1:47.679	34.746	36.336	36.597	276.9	1:50:22.964
								20	1	1:53.319 B	34.719	36.841	41.759	276.9	1:52:16.283
								21	1	3:49.275	2:32.575	39.278	37.422	213.4	1:56:05.558
								22	1	2:51.187 B	34.665	42.407	1:34.115	274.1	1:58:56.745





ELMS Collective Test Day
4 Hours of Monza
Morning Test

Sector Analysis

Lap under Red Flag Invalidated Lap Personal Best Session Best Crossing the pit lane

Lap	D	Time	Sector 1	Sector 2	Sector 3	T. Spd	Elapsed	Lap	D	Time	Sector 1	Sector 2	Sector 3	T. Spd	Elapsed
27	1	1:52.228	35.732	38.232	38.264	253.5	1:36:20.909	10	3	1:50.297	35.360	37.486	37.451	266.7	46:08.181
28	1	1:55.202	35.122	42.085	37.995	270.7	1:38:16.111	11	3	1:49.910	35.513	37.146	37.251	266.0	47:58.091
29	1	1:51.593	35.026	38.843	37.724	271.4	1:40:07.704	12	3	1:49.643	35.377	37.069	37.197	266.0	49:47.734
30	1	1:49.843	34.625	37.659	37.559	272.7	1:41:57.547	13	3	1:49.795	35.289	37.314	37.192	266.7	51:37.529
31	1	1:50.019	34.581	37.749	37.689	272.7	1:43:47.566	14	3	1:49.677	35.284	37.062	37.331	266.7	53:27.206
32	1	2:01.268 B	34.589	38.603	48.076	275.5	1:45:48.834	15	3	1:57.756 B	35.387	37.682	44.687	268.0	55:24.962
33	1	3:46.745	2:31.180	38.269	37.296	212.6	1:49:35.579	16	3	7:24.713	6:08.149	38.367	38.197	203.8	1:02:49.675
34	1	1:48.724	34.671	37.050	37.003	274.8	1:51:24.303	17	3	1:50.422	35.296	37.339	37.787	266.7	1:04:40.097
35	1	1:49.341	34.761	37.085	37.495	275.5	1:53:13.644	18	3	1:49.899	35.238	37.192	37.469	267.3	1:06:29.996
36	1	1:49.678	34.546	37.246	37.886	276.2	1:55:03.322	19	3	2:00.339 B	35.320	37.320	47.699	268.0	1:08:30.335
37	1	1:49.706	34.812	37.790	37.104	275.5	1:56:53.028	20	3	26:44.174	...	40.945	45.813	202.2	1:35:14.509
38	1	3:56.866 B	57.895	1:22.124	1:36.847	276.2	2:00:49.894	21	3	1:58.032	37.392	40.973	39.667	223.6	1:37:12.541

17 **COOL Racing** Ligier JS P320 - Nissan
1. Maurice SMITH LMP3
2. Michael BENHAM
3. Malthe JAKOBSEN

1	3	7:19.397	6:05.044	37.305	37.048	179.4	7:19.397
2	3	2:25.362 B	35.162	37.810	1:12.390	230.8	9:44.759
3	3	10:11.426	8:56.792	37.023	37.611	174.5	19:56.185
4	3	1:56.188	37.319	40.620	38.249	202.6	21:52.373
5	3	1:47.875	34.364	36.287	37.224	275.5	23:40.248
6	3	1:54.379	35.311	39.621	39.447	266.0	25:34.627
7	3	1:57.131 B	34.862	36.642	45.627	278.4	27:31.758
8	3	7:35.318	6:17.972	38.058	39.288	184.0	35:07.076
9	3	1:53.466	35.521	38.480	39.465	243.8	37:00.542
10	3	1:51.779	35.520	36.829	39.430	211.8	38:52.321
11	3	1:55.780	38.557	38.319	38.904	276.2	40:48.101
12	3	1:51.767	34.534	37.539	39.694	254.1	42:39.868
13	3	1:50.281	35.642	37.045	37.594	206.1	44:30.149
14	3	1:58.989 B	34.925	38.063	46.001	279.1	46:29.138
15	3	7:08.365	5:55.417	36.413	36.535	194.2	53:37.503
16	3	1:46.463	34.456	35.863	36.144	251.7	55:23.966
17	3	1:52.512	37.633	38.212	36.667	205.3	57:16.478
18	3	1:58.913 B	37.556	38.910	42.447	278.4	59:15.391
19	3	35:47.756	...	36.660	36.352	207.7	1:35:03.147
20	3	1:51.962 B	34.410	35.651	41.901	273.4	1:36:55.109
21	3	10:28.448	9:14.332	37.129	36.987	207.7	1:47:23.557
22	3	1:46.708	34.018	36.164	36.526	277.6	1:49:10.265
23	3	1:52.957 B	34.107	36.511	42.339	279.8	1:51:03.222
24	2	4:16.182	2:58.511	38.366	39.305	210.1	1:55:19.404
25	2	1:50.611	34.677	38.177	37.757	279.8	1:57:10.015
26	2	4:05.621 B	1:07.473	1:21.437	1:36.711	139.7	2:01:15.636

18 **Absolute Racing** Porsche 911 RSR - 19
1. Andrew HARYANTO LMGT E
2. Martin RUMP
3. Alessio PICARIELLO

1	3	6:04.277 B	4:38.807	39.332	46.138	203.4	6:04.277
2	3	15:27.946	...	38.267	39.508	188.5	21:32.223
3	3	1:50.895	35.700	37.485	37.710	252.9	23:23.118
4	3	1:50.396	35.330	37.471	37.595	268.7	25:13.514
5	3	1:50.772	35.288	37.580	37.904	267.3	27:04.286
6	3	1:50.110	35.365	37.246	37.499	268.7	28:54.396
7	3	1:49.944	35.261	37.115	37.568	268.0	30:44.340
8	3	2:01.595 B	35.598	39.327	46.670	267.3	32:45.935
9	3	11:31.949	...	38.784	39.334	201.9	44:17.884

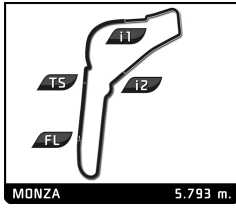
19 **Algarve Pro Racing** Oreca 07 - Gibson
1. Sophia FLÖRSCH LMP2
2. Bent VISCAAL

1	1	35:02.747	...	37.837	36.746	169.0	35:02.747
2	1	1:46.235	34.024	36.868	35.343	259.6	36:48.982
3	1	1:46.779	34.325	35.662	36.792	258.4	38:35.761
4	1	1:50.547 B	33.459	35.661	41.427	282.0	40:26.308
5	1	16:21.488	...	35.625	34.656	163.1	56:47.796
6	1	1:42.900	33.246	35.350	34.304	282.7	58:30.696
7	1	1:41.965	33.345	34.651	33.969	255.3	1:00:12.661
8	1	1:41.082	32.941	34.245	33.896	288.0	1:01:53.743
9	1	1:41.854	32.852	34.060	34.942	288.0	1:03:35.597
10	1	1:43.196	32.777	35.582	34.837	287.2	1:05:18.793
11	1	1:57.126 B	32.827	35.124	49.175	288.0	1:07:15.919
12	2	28:11.576	...	37.229	37.477	194.6	1:35:27.495
13	2	1:44.469	33.510	35.962	34.997	285.0	1:37:11.964
14	2	1:42.773	33.469	35.155	34.149	273.4	1:38:54.737
15	2	1:41.568	32.964	34.743	33.861	288.8	1:40:36.305
16	2	1:43.302	32.819	35.860	34.623	289.5	1:42:19.607
17	2	1:41.087	32.850	34.505	33.732	289.5	1:44:00.694
18	2	1:41.862	32.829	34.345	34.688	287.2	1:45:42.556
19	2	1:47.959 B	32.830	34.571	40.558	289.5	1:47:30.515
20	2	5:33.914	4:24.476	35.022	34.416	166.4	1:53:04.429
21	2	1:41.951	32.778	34.518	34.655	288.8	1:54:46.380
22	2	1:47.244	32.688	40.225	34.331	288.0	1:56:33.624
23	2	3:22.887 B	32.987	1:16.465	1:33.435	288.8	1:59:56.511

21 **Mühlner Motorsport** Oreca 07 - Gibson
1. Matthias KAISER LMP2
2. Thomas LAURENT
3. Ugo DE WILDE

1	2	21:42.727	...	35.820	35.818	199.3	21:42.727
2	2	1:49.780 B	34.129	35.117	40.534	288.8	23:32.507



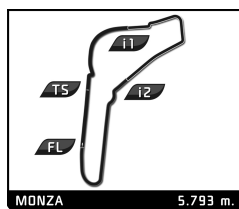


ELMS Collective Test Day 4 Hours of Monza Morning Test

Sector Analysis

		Lap under Red Flag					Invalidated Lap	Personal Best	Session Best	Crossing the pit lane					
Lap	D	Time	Sector 1	Sector 2	Sector 3	T. Spd	Elapsed	Lap	D	Time	Sector 1	Sector 2	Sector 3	T. Spd	Elapsed
22		United Autosports					Oreca 07 - Gibson								
		1.Philip HANSON			3.Duncan TAPPY							LMP2			
		2.Tom GAMBLE													
1	1	3:43.852	2:32.158	36.921	34.773	184.6	3:43.852								
2	1	1:42.259	33.331	35.030	33.898	276.9	5:26.111								
3	1	1:42.231	33.249	34.953	34.029	279.1	7:08.342								
4	1	2:23.551 B	32.631	33.879	1:17.041	291.9	9:31.893								
5	1	11:58.385	...	36.247	34.824	192.9	21:30.278								
6	1	1:41.329	32.874	34.397	34.058	284.2	23:11.607								
7	1	1:40.061	32.460	33.990	33.611	295.1	24:51.668								
8	1	1:40.329	32.493	34.069	33.767	294.3	26:31.997								
9	1	1:46.669 B	32.489	33.786	40.394	295.1	28:18.666								
10	1	9:33.250	8:21.443	34.782	37.025	206.1	37:51.916								
11	1	1:40.549	32.591	34.130	33.828	292.7	39:32.465								
12	1	1:51.746	32.541	34.205	45.000	292.7	41:24.211								
13	1	1:44.402	32.531	37.347	34.524	289.5	43:08.613								
14	1	1:46.798 B	32.609	34.224	39.965	292.7	44:55.411								
15	1	11:24.799	...	35.707	34.562	183.7	56:20.210								
16	1	1:39.552	32.491	33.566	33.495	291.9	57:59.762								
17	1	1:39.606	32.389	33.641	33.576	293.5	59:39.368								
18	1	1:47.725 B	33.076	35.096	39.553	295.1	1:01:27.093								
19	3	33:25.422	...	35.839	34.991	215.1	1:34:52.515								
20	3	1:44.057	32.977	35.863	35.217	288.0	1:36:36.572								
21	3	1:42.230	32.713	35.079	34.438	292.7	1:38:18.802								
22	3	1:42.262	32.680	35.403	34.179	295.9	1:40:01.064								
23	3	1:42.368	33.745	34.507	34.116	268.0	1:41:43.432								
24	3	1:42.030	32.661	34.995	34.374	295.9	1:43:25.462								
25	3	1:42.479	32.983	35.185	34.311	297.5	1:45:07.941								
26	3	1:42.985	33.596	35.152	34.237	275.5	1:46:50.926								
24		Nielsen Racing					Oreca 07 - Gibson								
		1.Rodrigo SALES			3.Ben HANLEY							LMP2 P/A			
		2.Matthew BELL													
1	3	3:21.173 B	2:01.485	36.829	42.859	173.6	3:21.173								
2	3	4:56.676	3:45.262	36.491	34.923	153.6	8:17.849								
3	3	4:10.249 B	1:12.871	1:22.133	1:35.245	78.6	12:28.098								
4	3	11:31.619	...	36.805	35.411	196.4	23:59.717								
5	3	1:44.108	33.700	35.445	34.963	270.0	25:43.825								
6	3	1:44.108	33.316	35.572	35.220	286.5	27:27.933								
7	3	1:43.298	33.250	35.357	34.691	280.5	29:11.231								
8	3	1:42.024	33.467	34.446	34.111	277.6	30:53.255								
9	3	1:44.057	32.838	36.728	34.491	288.8	32:37.312								
10	3	1:41.536	33.100	34.343	34.093	285.7	34:18.848								
11	3	1:41.136	32.766	34.286	34.084	288.0	35:59.984								
12	3	1:48.925 B	32.878	34.667	41.380	288.0	37:48.909								
13	3	24:11.576 B	...	54.248	54.169	80.7	1:02:00.485								
14	3	34:00.391	...	35.826	35.458	196.7	1:36:00.876								
15	3	1:43.296	33.150	34.740	35.406	277.6	1:37:44.172								
16	3	1:50.143 B	32.922	34.820	42.401	287.2	1:39:34.315								
17	3	2:06.510	54.026	37.910	34.574	222.2	1:41:40.825								
18	3	1:44.324	32.828	37.018	34.478	290.3	1:43:25.149								
19	3	1:42.680	32.811	35.374	34.495	291.9	1:45:07.829								
20	3	1:52.968 B	34.811	35.593	42.564	291.9	1:47:00.797								
21	1	4:39.438	3:23.134	38.487	37.817	161.7	1:51:40.235								
22	1	1:48.972	34.198	36.640	38.134	260.2	1:53:29.207								
23	1	1:48.499	33.813	37.078	37.608	268.0	1:55:17.706								
24	1	1:49.022	33.910	37.315	37.797	273.4	1:57:06.728								
25	1	4:04.566 B	1:05.166	1:21.688	1:37.712	108.8	2:01:11.294								
27		COOL Racing					Ligier JS P320 - Nissan								
		1.Nicolas MAULINI			3.Antoine DOQUIN							LMP3			
		2.Jean-Ludovic FOUBERT													
1	3	4:40.954	3:16.256	43.992	40.706	147.9	4:40.954								
2	3	1:54.126	37.060	39.009	38.057	198.9	6:35.080								
3	3	2:00.569 B	35.377	37.757	47.435	223.1	8:35.649								
4	3	11:26.987	...	37.395	37.140	205.3	20:02.636								
5	3	1:51.656	34.476	38.383	38.797	273.4	21:54.292								
6	3	2:01.013 B	35.106	39.195	46.712	254.1	23:55.305								
7	3	7:20.595	5:57.694	41.257	41.644	176.2	31:15.900								
8	3	1:52.519	36.148	38.435	37.936	234.3	33:08.419								
9	3	1:49.865	35.068	36.939	37.858	254.7	34:58.284								
10	3	1:49.029	34.779	36.677	37.573	270.0	36:47.313								
11	3	1:47.556	34.385	36.380	36.791	272.7	38:34.869								
12	3	2:00.303 B	34.958	38.641	46.704	276.2	40:35.172								
13	3	3:51.606	2:36.180	37.788	37.638	212.6	44:26.778								
14	3	1:47.893	34.354	36.891	36.648	276.2	46:14.671								
15	3	1:46.553	34.262	36.151	36.140	276.2	48:01.224								
16	3	1:47.433	34.260	37.027	36.146	273.4	49:48.657								
17	3	1:46.359	34.205	36.103	36.051	274.1	51:35.016								
18	3	2:01.060 B	34.038	36.400	50.622	276.2	53:36.076								





ELMS Collective Test Day

4 Hours of Monza

Morning Test

Sector Analysis

Lap under Red Flag Invalidated Lap Personal Best Session Best Crossing the pit lane

Lap	D	Time	Sector 1	Sector 2	Sector 3	T. Spd	Elapsed	Lap	D	Time	Sector 1	Sector 2	Sector 3	T. Spd	Elapsed
19	1	4:34.252	3:19.486	37.855	36.911	184.9	58:10.328	3	3	1:45.418	33.229	36.143	36.046	285.0	6:14.692
20	1	1:47.717	34.724	36.468	36.525	275.5	59:58.045	4	3	1:41.475	32.910	34.537	34.028	287.2	7:56.167
21	1	1:48.258	34.317	36.096	37.845	276.2	1:01:46.303	5	3	2:44.894 B	34.900	42.975	1:27.019	288.8	10:41.061
22	1	1:46.884	34.700	36.067	36.117	272.7	1:03:33.187	6	2	10:07.152	8:53.614	37.739	35.799	170.6	20:48.213
23	1	1:48.111	34.124	36.640	37.347	279.8	1:05:21.298	7	2	1:43.842	33.624	35.747	34.471	280.5	22:32.055
24	1	1:49.241	34.341	36.222	38.678	279.1	1:07:10.539	8	2	1:42.771	33.287	34.695	34.789	286.5	24:14.826
25	1	1:55.085 B	34.265	36.018	44.802	278.4	1:09:05.624	9	2	1:42.900	33.379	34.811	34.710	270.0	25:57.726
26	1	25:03.241	...	37.114	36.698	185.2	1:34:08.865	10	2	1:43.881	33.719	35.649	34.513	251.2	27:41.607
27	1	1:48.924	34.450	36.164	38.310	274.1	1:35:57.789	11	2	1:41.234	32.981	34.346	33.907	289.5	29:22.841
28	1	1:46.914	34.302	35.865	36.747	277.6	1:37:44.703	12	2	1:50.328 B	33.167	35.989	41.172	288.0	31:13.169
29	1	1:58.116 B	34.201	37.000	46.915	274.8	1:39:42.819	13	1	4:17.674	3:06.748	35.824	35.102	212.2	35:30.843
30	2	3:47.266	2:28.769	40.132	38.365	213.0	1:43:30.085	14	1	1:45.097	33.312	35.352	36.433	284.2	37:15.940
31	2	1:51.547	35.104	38.476	37.967	277.6	1:45:21.632	15	1	1:42.851	33.200	35.279	34.372	288.0	38:58.791
32	2	1:50.524	34.604	37.934	37.986	278.4	1:47:12.156	16	1	2:00.555 B	33.025	45.391	42.139	288.8	40:59.346
33	2	1:53.759	34.477	38.061	41.221	277.6	1:49:05.915	17	1	17:06.624	...	35.963	34.653	217.7	58:05.970
34	2	1:52.705	35.427	37.748	39.530	244.9	1:50:58.620	18	1	1:41.691	32.914	34.577	34.200	287.2	59:47.661
35	2	1:52.085	34.783	39.018	38.284	279.8	1:52:50.705	19	1	1:41.428	32.792	34.451	34.185	288.0	1:01:29.089
36	2	1:49.458	34.466	37.576	37.416	273.4	1:54:40.163	20	1	1:41.747	33.204	34.353	34.190	286.5	1:03:10.836
37	2	1:58.533	37.034	43.756	37.743	281.2	1:56:38.696	21	1	1:41.791	32.964	34.442	34.385	288.0	1:04:52.627
38	2	3:32.300 B	35.046	1:18.873	1:38.381	269.3	2:00:10.996	22	1	1:42.535	32.820	34.860	34.855	289.5	1:06:35.162

28 IDEC Sport Oreca 07 - Gibson
 1. Paul LAFARGUE 3. Patrick PILET LMP2
 2. Paul Loup CHATIN

1	3	3:42.217 B	2:17.187	38.866	46.164	193.2	3:42.217
2	3	16:30.814	...	37.298	35.449	198.5	20:13.031
3	3	1:43.743	34.034	34.945	34.764	265.4	21:56.774
4	3	1:43.700	33.281	36.030	34.389	254.7	23:40.474
5	3	1:41.862	33.039	34.725	34.098	281.2	25:22.336
6	3	1:41.385	32.797	34.054	34.534	288.8	27:03.721
7	3	1:48.907 B	32.803	34.406	41.698	291.1	28:52.628
8	3	12:04.910	...	37.758	36.354	224.1	40:57.538
9	3	1:41.235	32.828	34.229	34.178	288.8	42:38.773
10	3	1:41.771	32.589	35.228	33.954	289.5	44:20.544
11	3	1:40.472	32.581	33.813	34.078	288.8	46:01.016
12	3	1:40.438	32.628	33.961	33.849	289.5	47:41.454
13	3	1:49.100 B	33.086	33.963	42.051	280.5	49:30.554
14	3	45:43.821	...	35.698	36.958	219.5	1:35:14.375
15	3	1:41.394	32.783	34.413	34.198	289.5	1:36:55.769
16	3	1:54.399	32.879	42.667	38.853	283.5	1:38:50.168
17	3	1:40.475	32.465	34.237	33.773	288.8	1:40:30.643
18	3	1:48.256 B	32.579	34.139	41.538	288.0	1:42:18.899
19	1	5:38.835	4:26.626	36.404	35.805	224.1	1:47:57.734
20	1	1:44.570	33.577	35.758	35.235	268.7	1:49:42.304
21	1	1:44.329	33.519	35.914	34.896	252.9	1:51:26.633
22	1	1:44.295	33.425	35.853	35.017	278.4	1:53:10.928
23	1	1:43.656	33.239	35.200	35.217	279.8	1:54:54.584
24	1	1:45.209	33.366	36.201	35.642	282.0	1:56:39.793
25	1	3:33.890 B	34.164	1:20.655	1:39.071	262.1	2:00:13.683

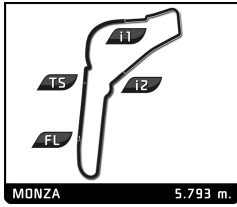
30 Duqueine Team Oreca 07 - Gibson
 1. Memo ROJAS 3. Richard BRADLEY LMP2
 2. Reshad DE GERUS

1	3	2:45.659	1:32.937	36.823	35.899	204.5	2:45.659
2	3	1:43.615	33.567	35.677	34.371	272.7	4:29.274

31 TDS Racing x Vaillante Oreca 07 - Gibson
 1. Philippe CIMADOMO 3. Tijmen VAN DER HELM LMP2 P/A
 2. Mathias BECHE

1	2	4:36.228	3:21.941	37.886	36.401	193.9	4:36.228
2	2	1:46.226	34.091	35.738	36.397	268.7	6:22.454
3	2	1:42.779	33.071	35.063	34.645	282.7	8:05.233
4	2	3:52.597 B	56.166	1:21.605	1:34.826	280.5	11:57.830
5	2	8:48.438	7:36.758	36.098	35.582	166.4	20:46.268
6	2	1:40.522	32.712	34.013	33.797	290.3	22:26.790
7	2	1:46.554	32.458	34.660	39.436	291.1	24:13.344
8	2	1:42.105	32.600	35.014	34.491	291.1	25:55.449
9	2	1:40.874	33.187	33.950	33.737	276.9	27:36.323
10	2	1:40.973	32.582	34.341	34.050	291.9	29:17.296
11	2	1:48.823 B	33.008	34.206	41.609	291.9	31:06.119
12	1	5:06.369	3:50.453	37.765	38.151	189.5	36:12.488
13	1	1:47.567	34.484	36.766	36.317	276.9	38:00.055
14	1	1:45.111	33.520	35.855	35.736	286.5	39:45.166
15	1	2:21.109	1:07.533	37.800	35.776	287.2	42:06.275
16	1	1:46.201	34.219	36.153	35.829	264.7	43:52.476
17	1	1:44.432	33.732	35.518	35.182	287.2	45:36.908
18	1	2:18.962	33.983	1:08.558	36.421	287.2	47:55.870
19	1	1:46.896	34.119	36.435	36.342	269.3	49:42.766
20	1	2:28.423	1:16.842	36.463	35.118	286.5	52:11.189
21	1	1:51.762 B	33.773	35.634	42.355	287.2	54:02.951
22	3	7:05.842	5:48.449	39.807	37.586	172.8	1:01:08.793
23	3	1:45.431	33.819	36.091	35.521	247.7	1:02:54.224
24	3	1:44.388	33.580	35.792	35.016	267.3	1:04:38.612





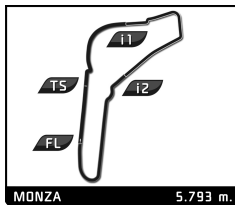
ELMS Collective Test Day
4 Hours of Monza
Morning Test

Sector Analysis

Lap under Red Flag Invalidated Lap Personal Best Session Best B Crossing the pit lane

Lap	D	Time	Sector 1	Sector 2	Sector 3	T. Spd	Elapsed	Lap	D	Time	Sector 1	Sector 2	Sector 3	T. Spd	Elapsed
25	3	1:43.960	33.330	35.132	35.498	278.4	1:06:22.572	35	2	1:51.490	35.540	37.736	38.214	264.7	1:54:55.352
26	3	1:44.274	33.505	35.347	35.422	256.5	1:08:06.846	36	2	1:53.582	35.444	39.713	38.425	268.0	1:56:48.934
27	3	1:52.307 B	33.108	34.749	44.450	291.9	1:09:59.153	37	2	3:42.879 B	46.905	1:22.340	1:33.634	266.7	2:00:31.813
28	3	24:51.676	...	40.006	37.275	144.4	1:34:50.829	33 Rinaldi Racing Ferrari 488 GTE Evo 1.Christian HOOK 3.Jeroen BLEEKEMOLEN LMGT2 2.Fabrizio CRESTANI							
29	3	1:45.186	34.092	36.259	34.835	244.9	1:36:36.015	1	3	8:50.404 B	7:19.278	38.742	52.384	190.1	8:50.404
30	3	1:42.613	33.062	34.997	34.554	288.8	1:38:18.628	2	2	11:57.698	...	38.037	37.899	194.2	20:48.102
31	3	1:44.025	33.402	36.232	34.391	289.5	1:40:02.653	3	2	1:50.926	35.857	37.446	37.623	261.5	22:39.028
32	3	1:57.297 B	32.973	34.728	49.596	291.9	1:41:59.950	4	2	1:50.673	35.681	37.211	37.781	260.2	24:29.701
33	1	3:32.033	2:14.176	38.474	39.383	221.3	1:45:31.983	5	2	1:50.672	35.776	37.258	37.638	261.5	26:20.373
34	1	1:47.194	33.848	36.782	36.564	286.5	1:47:19.177	6	2	1:50.832	35.759	37.421	37.652	261.5	28:11.205
35	1	1:47.138	33.905	36.028	37.205	264.1	1:49:06.315	7	2	1:50.326	35.586	37.183	37.557	263.4	30:01.531
36	1	1:50.236	35.202	37.684	37.350	227.8	1:50:56.551	8	2	1:57.313 B	36.144	37.562	43.607	230.8	31:58.844
37	1	1:46.155	33.388	36.477	36.290	288.8	1:52:42.706	9	3	8:11.361	6:53.330	38.778	39.253	193.9	40:10.205
38	1	1:46.288	33.963	36.627	35.698	275.5	1:54:28.994	10	3	1:52.846	36.194	38.119	38.533	247.1	42:03.051
39	1	1:45.072	33.500	36.087	35.485	260.9	1:56:14.066	11	3	1:52.388	35.894	37.923	38.571	260.2	43:55.439
40	1	3:07.391 B	34.742	56.339	1:36.310	253.5	1:59:21.457	12	3	1:51.945	35.832	37.840	38.273	261.5	45:47.384
32 Rinaldi Racing Ferrari 488 GTE Evo 1.Pierre EHRET 3.Gabriele LANCIERI LMGT2 2.Nicolas VARRONE							34 Racing Team Turkey Oreca 07 - Gibson 1.Salih YOLUC 3.Jack AITKEN LMP2 P/A 2.Charlie EASTWOOD								
1	1	6:19.981	5:00.412	40.398	39.171	199.3	6:19.981	1	3	3:55.974	2:44.192	36.749	35.033		3:55.974
2	1	1:54.692	36.745	38.181	39.766	244.3	8:14.673	2	3	1:48.300 B	33.230	34.563	40.507	285.7	5:44.274
3	1	4:04.404 B	1:07.270	1:21.319	1:35.815	101.7	12:19.077	3	3	4:51.364 B	2:35.293	47.661	1:28.410	224.1	10:35.638
4	2	7:53.386	6:35.599	38.904	38.883	202.6	20:12.463	4	3	9:31.936	8:16.119	39.887	35.930	169.0	20:07.574
5	2	1:53.442	36.346	37.741	39.355	245.5	22:05.905	5	3	1:45.433	33.256	35.348	36.829	285.0	21:53.007
6	2	1:56.042	37.336	40.741	37.965	228.3	24:01.947	6	3	1:42.530	33.515	34.542	34.473	280.5	23:35.537
7	2	1:52.273	35.815	38.649	37.809	254.7	25:54.220	7	3	1:41.270	33.328	34.100	33.842	277.6	25:16.807
8	2	1:51.324	35.870	37.690	37.764	263.4	27:45.544	8	3	1:47.968 B	33.001	34.937	40.030	288.0	27:04.775
9	2	1:50.552	35.485	37.475	37.592	265.4	29:36.096	9	3	6:32.208	5:14.773	36.217	41.218	220.4	33:36.983
10	2	1:50.524	35.435	37.422	37.667	264.7	31:26.620	10	3	1:41.152	32.885	34.530	33.737	285.0	35:18.135
11	2	1:55.748	37.093	39.891	38.764	264.7	33:22.368	11	3	1:40.546	32.693	34.198	33.655	287.2	36:58.681
12	2	1:50.618	35.618	37.317	37.683	264.7	35:12.986								
13	2	1:57.109 B	35.495	37.377	44.237	264.1	37:10.095								
14	2	6:02.743	4:46.630	38.203	37.910	202.6	43:12.838								
15	2	1:52.077	35.551	38.571	37.955	264.7	45:04.915								
16	2	1:50.798	35.387	37.648	37.763	266.0	46:55.713								
17	2	1:58.481 B	36.394	38.043	44.044	255.9	48:54.194								
18	3	4:05.506	2:43.080	42.301	40.125	158.1	52:59.700								
19	3	1:54.188	36.341	38.896	38.951	256.5	54:53.888								
20	3	1:53.363	36.242	38.510	38.611	261.5	56:47.251								
21	3	1:53.112	36.392	38.132	38.588	247.1	58:40.363								
22	3	1:52.834	36.154	38.115	38.565	260.9	1:00:33.197								
23	3	1:52.791	35.879	38.279	38.633	260.9	1:02:25.988								
24	3	1:52.797	36.029	37.941	38.827	260.9	1:04:18.785								
25	3	2:01.930	38.406	40.188	43.336	255.9	1:06:20.715								
26	3	2:06.302 B	36.323	39.110	50.869	248.8	1:08:27.017								
27	3	28:17.402	...	39.927	39.205	201.1	1:36:44.419								
28	3	1:53.454	36.279	38.412	38.763	260.2	1:38:37.873								
29	3	1:53.014	36.214	38.190	38.610	232.3	1:40:30.887								
30	3	1:52.826	36.003	38.009	38.814	261.5	1:42:23.713								
31	3	1:53.063	36.124	38.367	38.572	261.5	1:44:16.776								
32	3	1:59.000 B	35.873	38.214	44.913	261.5	1:46:15.776								
33	2	4:56.270	3:39.226	38.380	38.664	203.0	1:51:12.046								
34	2	1:51.816	35.416	37.977	38.423	267.3	1:53:03.862								





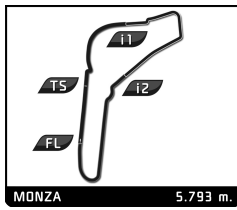
ELMS Collective Test Day
4 Hours of Monza
Morning Test

Sector Analysis

Lap under Red Flag Invalidated Lap Personal Best Session Best Crossing the pit lane

Lap	D	Time	Sector 1	Sector 2	Sector 3	T. Spd	Elapsed	Lap	D	Time	Sector 1	Sector 2	Sector 3	T. Spd	Elapsed		
12	3	1:43.288	32.624	35.962	34.702	288.0	38:41.969	27	2	4:16.877	3:05.135	35.824	35.918	129.8	1:49:56.882		
13	3	1:49.630	B	32.685	37.289	39.656	287.2	40:31.599	28	2	1:43.544	33.510	34.857	35.177	259.6	1:51:40.426	
14	1	15:20.566	...	37.250	37.050	215.1	55:52.165	29	2	1:45.312	33.162	34.636	37.514	273.4	1:53:25.738		
15	1	1:46.751	33.873	36.250	36.628	283.5	57:38.916	30	2	1:43.001	33.318	34.871	34.812	272.0	1:55:08.739		
16	1	1:44.841	33.324	35.459	36.058	282.7	59:23.757	31	2	1:42.682	32.903	34.977	34.802	287.2	1:56:51.421		
17	1	1:44.301	33.236	35.294	35.771	285.0	1:01:08.058	32	2	3:52.580	B	55.472	1:22.232	1:34.876	287.2	2:00:44.001	
18	1	1:44.149	33.341	35.883	34.925	286.5	1:02:52.207	37 COOL Racing Oreca 07 - Gibson LMP2 1. Nicolas LAPIERRE 3. Yifei YE 2. Niklas KRUETTEN									
19	1	1:44.675	33.126	36.786	34.763	285.7	1:04:36.882	1	1	4:50.415	3:37.686	37.255	35.474	184.9	4:50.415		
20	1	1:44.250	32.921	34.904	36.425	285.7	1:06:21.132	2	1	1:52.433	B	33.321	37.665	41.447	282.7	6:42.848	
21	1	1:49.851	37.198	36.392	36.261	287.2	1:08:10.983	3	1	14:50.035	...	36.865	34.701	221.8	21:32.883		
22	1	1:57.769	B	33.051	35.427	49.291	288.8	1:10:08.752	4	1	1:43.999	33.017	34.928	36.054	291.1	23:16.882	
23	2	24:22.075	...	37.419	36.428	180.0	1:34:30.827	5	1	1:41.699	32.701	34.761	34.237	291.1	24:58.581		
24	2	1:43.605	33.652	35.220	34.733	260.2	1:36:14.432	6	1	1:41.266	32.794	34.418	34.054	290.3	26:39.847		
25	2	1:42.145	32.887	34.753	34.505	287.2	1:37:56.577	7	1	1:46.868	B	32.867	34.252	39.749	290.3	28:26.715	
26	2	1:41.678	32.759	34.343	34.576	288.8	1:39:38.255	8	3	7:12.040	5:58.296	36.260	37.484	192.2	35:38.755		
27	2	1:52.749	32.843	35.321	44.585	289.5	1:41:31.004	9	3	1:42.249	32.958	34.977	34.314	289.5	37:21.004		
28	2	1:44.067	33.008	34.940	36.119	288.8	1:43:15.071	10	3	1:42.418	32.765	34.817	34.836	291.9	39:03.422		
29	2	1:51.594	B	33.237	35.402	42.955	276.2	1:45:06.665	11	3	1:42.309	33.128	35.068	34.113	291.1	40:45.731	
30	1	3:52.364	2:37.896	38.971	35.497	211.4	1:48:59.029	12	3	1:48.465	B	32.641	34.646	41.178	290.3	42:34.196	
31	1	1:46.087	33.530	35.986	36.571	290.3	1:50:45.116	13	2	10:58.968	9:46.914	36.804	35.250	175.6	53:33.164		
32	1	1:46.845	33.353	38.336	35.156	291.1	1:52:31.961	14	2	1:44.611	33.167	35.402	36.042	291.1	55:17.775		
33	1	1:42.668	33.000	34.936	34.732	290.3	1:54:14.629	15	2	1:48.551	37.611	36.340	34.600	289.5	57:06.326		
34	1	1:48.283	35.016	38.311	34.956	270.7	1:56:02.912	16	2	1:42.925	33.161	35.054	34.710	291.1	58:49.251		
35	1	2:03.827	B	33.291	36.067	54.469	288.8	1:58:06.739	17	2	1:49.366	B	32.972	35.765	40.629	294.3	1:00:38.617
35 BHK Motorsport Oreca 07 - Gibson LMP2 1. Francesco DRACONE 3. Sergio CAMPANA 2. Markus POMMER								18 2 36:12.222 ... 36.535 38.279 218.6 1:36:50.839									
1	1	20:54.477	...	38.690	37.499	166.2	20:54.477	19	2	1:41.520	32.907	34.672	33.941	290.3	1:38:32.359		
2	1	1:46.173	33.808	36.266	36.099	266.0	22:40.650	20	2	1:41.043	32.691	34.502	33.850	292.7	1:40:13.402		
3	1	1:48.087	34.286	37.285	36.516	230.8	24:28.737	21	2	1:50.633	B	32.820	36.291	41.522	292.7	1:42:04.035	
4	1	1:44.479	33.192	35.608	35.679	283.5	26:13.216	22	3	3:33.171	2:19.721	36.360	37.090	226.9	1:45:37.206		
5	1	1:44.317	33.141	35.686	35.490	289.5	27:57.533	23	3	1:45.115	32.548	35.336	37.231	294.3	1:47:22.321		
6	1	1:44.261	33.575	35.256	35.430	250.6	29:41.794	24	3	1:41.891	32.456	34.370	35.065	293.5	1:49:04.212		
7	1	1:45.082	33.238	35.524	36.320	272.7	31:26.876	25	3	1:56.067	32.444	34.246	49.377	294.3	1:51:00.279		
8	1	1:43.770	33.264	35.213	35.293	288.8	33:10.646	26	3	1:47.685	34.180	36.397	37.108	295.9	1:52:47.964		
9	1	1:52.762	B	33.614	36.121	43.027	267.3	35:03.408	27	3	1:41.078	32.487	34.270	34.321	295.1	1:54:29.042	
10	1	8:09.365	6:55.591	37.143	36.631	204.2	43:12.773	28	3	1:41.035	32.484	33.891	34.660	294.3	1:56:10.077		
11	1	1:44.251	33.422	35.386	35.443	284.2	44:57.024	29	3	2:49.414	B	32.705	43.147	1:33.562	291.9	1:58:59.491	
12	1	1:45.227	33.516	35.480	36.231	289.5	46:42.251	40 Graff Racing Oreca 07 - Gibson LMP2 P/A 1. Eric TROUILLET 3. David DROUX 2. Sébastien PAGE									
13	1	1:44.389	33.343	35.338	35.708	283.5	48:26.640	1	3	7:46.866	6:19.554	45.831	41.481	136.4	7:46.866		
14	1	1:45.390	33.241	36.178	35.971	289.5	50:12.030	2	3	2:52.953	B	34.290	50.460	1:28.203	237.4	10:39.819	
15	1	1:44.853	33.764	35.748	35.341	282.7	51:56.883	3	3	15:10.976	...	37.592	36.532	185.6	25:50.795		
16	1	1:54.159	B	33.677	36.504	43.978	276.2	53:51.042	4	3	1:52.719	33.574	41.057	38.088	283.5	27:43.514	
17	1	9:13.983	8:02.239	35.726	36.018	222.2	1:03:05.025	5	3	1:43.605	33.283	35.452	34.870	288.8	29:27.119		
18	1	1:48.747	36.072	35.958	36.717	288.0	1:04:53.772	6	3	1:53.760	B	33.177	34.820	45.763	288.8	31:20.879	
19	1	1:58.128	B	33.283	35.982	48.863	289.5	1:06:51.900	7	1	4:55.387	3:39.038	39.417	36.932	169.0	36:16.266	
20	1	28:20.437	...	37.149	37.415	202.6	1:35:12.337	8	1	1:46.525	33.875	37.140	35.510	283.5	38:02.791		
21	1	1:42.958	33.166	34.789	35.003	284.2	1:36:55.295	9	1	1:44.373	33.457	35.757	35.159	285.7	39:47.164		
22	1	1:42.656	33.000	34.925	34.731	287.2	1:38:37.951	10	1	1:44.378	33.289	35.982	35.107	288.8	41:31.542		
23	1	1:42.865	32.949	34.817	35.099	289.5	1:40:20.816	11	1	1:43.630	33.284	35.401	34.945	288.0	43:15.172		
24	1	1:42.416	32.909	34.843	34.664	288.0	1:42:03.232	12	1	1:50.792	B	33.171	35.558	42.063	288.0	45:05.964	
25	1	1:42.847	33.203	34.818	34.826	285.0	1:43:46.079										
26	1	1:53.926	B	32.811	35.670	45.445	286.5	1:45:40.005									





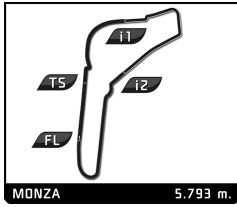
ELMS Collective Test Day
4 Hours of Monza
Morning Test

Sector Analysis

Lap under Red Flag Invalidated Lap Personal Best Session Best Crossing the pit lane

Lap	D	Time	Sector 1	Sector 2	Sector 3	T. Spd	Elapsed	Lap	D	Time	Sector 1	Sector 2	Sector 3	T. Spd	Elapsed
13	2	6:15.358	4:58.211	39.476	37.671	97.6	51:21.322	32	3	1:43.627	32.623	34.402	36.602	284.2	1:51:31.268
14	2	1:48.489	34.261	37.358	36.870	279.1	53:09.811	33	3	1:45.383	32.655	37.132	35.596	286.5	1:53:16.651
15	2	1:47.314	34.154	36.886	36.274	268.0	54:57.125	34	3	1:41.541	32.657	34.796	34.088	285.7	1:54:58.192
16	2	1:47.338	33.627	37.580	36.131	285.7	56:44.463	35	3	1:46.214	32.704	38.061	35.449	285.0	1:56:44.406
17	2	1:45.935	33.559	36.388	35.988	284.2	58:30.398	36	3	3:32.751 B	33.036	1:18.593	1:41.122	285.7	2:00:17.157
18	2	1:46.647	33.697	36.870	36.080	282.7	1:00:17.045	47 Algarve Pro Racing Oreca 07 - Gibson							
19	2	1:54.735 B	33.455	36.243	45.037	288.0	1:02:11.780	1.John FALB			3.Alexander PERONI			LMP2 P/A	
20	3	33:59.056	...	36.088	37.066	180.6	1:36:10.836	2.James ALLEN							
21	3	1:41.622	32.883	34.517	34.222	288.8	1:37:52.458	1	1	8:52.029 B	7:10.616	47.823	53.590	155.6	8:52.029
22	3	1:43.267	32.912	36.086	34.269	291.1	1:39:35.725	2	1	11:19.804	...	40.048	39.006	158.1	20:11.833
23	3	1:44.402	33.786	34.612	36.004	269.3	1:41:20.127	3	1	1:51.620	35.839	37.865	37.916	228.3	22:03.453
24	3	1:52.657 B	32.990	35.310	44.357	292.7	1:43:12.784	4	1	1:47.837	34.098	37.028	36.711	270.7	23:51.290
25	2	3:07.478	1:54.266	37.193	36.019	220.0	1:46:20.262	5	1	1:48.122	33.858	37.316	36.948	266.0	25:39.412
26	2	1:49.564	36.455	37.013	36.096	289.5	1:48:09.826	6	1	1:46.920	33.568	36.649	36.703	285.0	27:26.332
27	2	1:46.980	33.640	37.303	36.037	280.5	1:49:56.806	7	1	1:46.951	33.834	36.542	36.575	275.5	29:13.283
28	2	1:52.988 B	34.367	36.213	42.408	259.6	1:51:49.794	8	1	1:51.748 B	33.367	36.163	42.218	285.0	31:05.031
29	1	3:03.710	1:50.916	36.777	36.017	176.8	1:54:53.504	9	2	6:30.628	5:21.139	35.458	34.031	224.1	37:35.659
30	1	1:45.671	33.173	36.987	35.511	291.1	1:56:39.175	10	2	1:41.652	33.108	34.382	34.162	275.5	39:17.311
31	1	3:28.920 B	33.450	1:19.055	1:36.415	292.7	2:00:08.095	11	2	1:41.820	32.921	34.991	33.908	287.2	40:59.131
43 Inter Europol Competition Oreca 07 - Gibson															
1.David HEINEMEIER			3.Pietro FITTIPALDI												
2.Fabio SCHERER			LMP2												
1	2	5:49.048	4:37.269	36.316	35.463	219.5	5:49.048	12	2	1:40.525	32.798	34.143	33.584	289.5	42:39.656
2	2	1:44.130	33.471	36.010	34.649	253.5	7:33.178	13	2	1:41.469	32.734	34.735	34.000	288.8	44:21.125
3	2	3:00.725 B	32.917	53.383	1:34.425	279.1	10:33.903	14	2	1:48.068 B	33.252	34.914	39.902	286.5	46:09.193
4	2	13:40.573	...	37.965	39.066	201.1	24:14.476	15	3	6:10.902	4:59.093	36.696	35.113	201.1	52:20.095
5	2	1:42.402	32.832	35.057	34.513	266.0	25:56.878	16	3	1:43.873	33.280	35.021	35.572	288.0	54:03.968
6	2	1:42.385	33.290	34.947	34.148	270.7	27:39.263	17	3	1:42.028	33.344	34.590	34.094	288.0	55:45.996
7	2	1:42.148	32.781	34.362	35.005	285.7	29:21.411	18	3	1:41.787	33.160	34.524	34.103	289.5	57:27.783
8	2	1:49.989 B	32.847	35.386	41.756	284.2	31:11.400	19	3	1:41.916	33.300	34.692	33.924	286.5	59:09.699
9	2	9:54.160	8:44.192	35.467	34.501	211.4	41:05.560	20	3	1:42.163	33.223	34.483	34.457	290.3	1:00:51.862
10	2	1:42.272	32.857	35.057	34.358	282.0	42:47.832	21	3	1:42.229	32.940	34.397	34.892	290.3	1:02:34.091
11	2	1:43.006	32.865	35.548	34.593	285.7	44:30.838	22	3	1:44.579	33.995	35.919	34.665	254.1	1:04:18.670
12	2	1:43.069	33.086	35.365	34.618	283.5	46:13.907	23	3	1:41.965	33.316	34.388	34.261	289.5	1:06:00.635
13	2	1:49.869 B	32.889	34.678	42.302	280.5	48:03.776	24	3	1:41.008	32.999	34.191	33.818	290.3	1:07:41.643
14	1	7:14.202	5:58.619	38.860	36.723	209.3	55:17.978	25	3	1:40.847	32.996	34.082	33.769	289.5	1:09:22.490
15	1	1:45.962	33.890	36.744	35.328	247.1	57:03.940	26	3	3:52.297 B	56.484	1:21.792	1:34.021	288.8	1:13:14.787
16	1	1:43.842	33.530	35.191	35.121	272.7	58:47.782	27	1	22:33.627	...	37.711	36.512	177.9	1:35:48.414
17	1	1:44.853	33.483	36.451	34.919	268.7	1:00:32.635	28	1	1:46.577	33.542	36.595	36.440	279.8	1:37:34.991
18	1	1:42.574	33.456	34.688	34.430	256.5	1:02:15.209	29	1	1:49.265	33.286	36.504	39.475	287.2	1:39:24.256
19	1	1:42.946	33.288	34.999	34.659	272.7	1:03:58.155	30	1	1:46.097	33.503	37.390	35.204	282.0	1:41:10.353
20	1	1:42.391	33.127	34.724	34.540	274.8	1:05:40.546	31	1	1:43.918	33.287	35.424	35.207	290.3	1:42:54.271
21	1	1:42.914	33.020	34.928	34.966	276.2	1:07:23.460	32	1	1:43.705	33.438	35.313	34.954	287.2	1:44:37.976
22	1	1:44.872	33.194	35.782	35.896	281.2	1:09:08.332	33	1	1:43.535	33.132	35.590	34.813	286.5	1:46:21.511
23	1	3:32.509 B	35.225	1:21.811	1:35.473	279.1	1:12:40.841	34	1	1:43.266	33.047	35.321	34.898	286.5	1:48:04.777
24	3	23:09.476	...	36.698	36.188	186.5	1:35:50.317	35	1	1:49.104 B	33.004	35.265	40.835	288.0	1:49:53.881
25	3	1:45.961	33.890	36.547	35.524	252.9	1:37:36.278	36	2	3:54.472	2:44.009	35.509	34.954	224.5	1:53:48.353
26	3	1:47.149	33.212	36.826	37.111	276.9	1:39:23.427	37	2	1:41.803	32.886	34.731	34.186	288.0	1:55:30.156
27	3	1:43.595	33.437	35.327	34.831	255.9	1:41:07.022	38	2	1:42.338	32.800	35.400	34.138	285.7	1:57:12.494
28	3	1:43.814	33.103	34.878	35.833	283.5	1:42:50.836	39	2	4:10.941 B	1:15.578	1:21.545	1:33.818	80.5	2:01:23.435
29	3	1:43.139	32.900	35.239	35.000	283.5	1:44:33.975	51 Team Virage Oreca 07 - Gibson							
30	3	1:49.513 B	32.936	34.889	41.688	281.2	1:46:23.488	1.Rob HODES			3.Jazeman JAAFAR			LMP2 P/A	
31	3	3:24.153	2:11.669	36.114	36.370	210.1	1:49:47.641	2.Gabriel AUBRY							
								1	2	5:15.949 B	3:46.043	41.486	48.420	154.3	5:15.949
								2	2	19:14.295	...	36.969	36.847	152.3	24:30.244
								3	2	1:45.531	33.614	36.253	35.664	270.0	26:15.775





ELMS Collective Test Day
4 Hours of Monza
Morning Test

Sector Analysis

Lap under Red Flag Invalidated Lap Personal Best Session Best Crossing the pit lane

Lap	D	Time	Sector 1	Sector 2	Sector 3	T. Spd	Elapsed
4	2	1:45.207	33.424	36.286	35.497	264.1	28:00.982
5	2	1:51.711 B	33.388	35.688	42.635	257.8	29:52.693
6	2	23:59.269	...	36.657	35.645	201.9	53:51.962
7	2	1:44.277	33.997	35.210	35.070	241.6	55:36.239
8	2	1:43.983	33.488	35.585	34.910	246.6	57:20.222
9	2	1:43.269	33.039	35.210	35.020	279.8	59:03.491
10	2	1:43.362	33.588	34.933	34.841	244.3	1:00:46.853
11	2	1:51.330 B	32.792	35.953	42.585	281.2	1:02:38.183
12	2	31:40.479	...	37.216	36.069	171.4	1:34:18.662
13	2	1:43.911	33.329	35.365	35.217	270.0	1:36:02.573
14	2	1:43.933	33.899	35.192	34.842	276.9	1:37:46.506
15	2	1:46.860	32.978	36.594	37.288	263.4	1:39:33.366
16	2	1:45.458	33.436	35.215	36.807	248.8	1:41:18.824
17	2	1:52.135 B	32.858	36.497	42.780	282.7	1:43:10.959
18	3	3:36.831	2:24.284	36.298	36.249	200.4	1:46:47.790
19	3	1:44.149	33.032	35.479	35.638	288.8	1:48:31.939
20	3	1:43.832	33.256	35.714	34.862	284.2	1:50:15.771
21	3	1:42.951	32.744	34.989	35.218	292.7	1:51:58.722
22	3	1:44.677	33.104	35.126	36.447	285.0	1:53:43.399
23	3	1:43.208	32.915	35.058	35.235	290.3	1:55:26.607
24	3	1:45.121	33.018	36.423	35.680	290.3	1:57:11.728
25	3	4:05.303 B	1:06.635	1:21.576	1:37.092	149.8	2:01:17.031

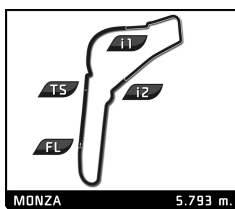
55 Spirit of Race		Ferrari 488 GTE Evo					
1.Duncan CAMERON		3.David PEREL					
2.Matthew GRIFFIN		LMGTE					
1	2	8:41.888 B	7:04.309	42.722	54.857	137.4	8:41.888
2	2	13:21.718	...	41.491	40.909	148.6	22:03.606
3	2	2:14.411 B	37.910	46.577	49.924	180.3	24:18.017
4	2	2:32.771	1:13.562	39.699	39.510	187.5	26:50.788
5	2	1:55.386	36.719	38.685	39.982	209.3	28:46.174
6	2	2:01.136 B	36.453	38.685	45.998	214.7	30:47.310
7	2	2:43.817	1:25.485	38.489	39.843	197.4	33:31.127
8	2	1:53.338	36.071	38.169	39.098	229.8	35:24.465
9	2	1:53.678	36.065	38.237	39.376	233.8	37:18.143
10	2	1:52.228	35.908	37.900	38.420	241.6	39:10.371
11	2	2:01.193 B	35.974	39.304	45.915	238.4	41:11.564
12	2	2:25.536	1:09.008	38.036	38.492	204.5	43:37.100
13	2	1:52.328	35.710	38.172	38.446	261.5	45:29.428
14	2	1:51.709	35.665	37.915	38.129	264.1	47:21.137
15	2	1:51.225	35.559	37.681	37.985	263.4	49:12.362
16	2	2:06.339 B	35.861	41.547	48.931	263.4	51:18.701
17	2	9:24.094	8:04.345	38.598	41.151	199.6	1:00:42.795
18	2	1:53.921	35.523	38.182	40.216	264.7	1:02:36.716
19	2	1:51.918	35.696	37.770	38.452	263.4	1:04:28.634
20	2	2:02.512 B	35.489	39.209	47.814	263.4	1:06:31.146
21	2	29:06.161	...	38.480	40.860	200.4	1:35:37.307
22	2	1:53.783	35.540	38.061	40.182	262.8	1:37:31.090
23	2	2:09.312	35.301	44.701	49.310	266.0	1:39:40.402
24	2	1:50.858	35.439	37.483	37.936	264.7	1:41:31.260
25	2	1:57.377 B	35.323	37.538	44.516	266.0	1:43:28.637
26	3	3:08.906	1:51.434	38.576	38.896	202.6	1:46:37.543
27	3	1:52.217	35.949	38.064	38.204	242.2	1:48:29.760
28	3	1:52.523	35.508	38.263	38.752	266.0	1:50:22.283

29	3	1:51.455	35.523	37.807	38.125	266.7	1:52:13.738
30	3	1:51.184	35.406	37.644	38.134	265.4	1:54:04.922
31	3	1:51.861	36.067	37.603	38.191	243.8	1:55:56.783
32	3	2:43.435 B	35.755	40.114	1:27.566	253.5	1:58:40.218

57 Kessel Racing		Ferrari 488 GTE Evo					
1.Takeshi KIMURA		3.Mikkel JENSEN					
2.Frederik SCHANDORFF		LMGTE					
1	2	6:19.105 B	4:51.760	40.515	46.830	169.8	6:19.105
2	2	5:55.194 B	2:59.489	1:21.313	1:34.392	143.8	12:14.299
3	2	8:50.128	7:27.231	41.318	41.579	168.5	21:04.427
4	2	1:52.808	35.981	38.510	38.317	263.4	22:57.235
5	2	1:51.440	35.422	37.993	38.025	265.4	24:48.675
6	2	1:51.253	35.451	37.789	38.013	266.0	26:39.928
7	2	1:51.075	35.563	37.679	37.833	266.0	28:31.003
8	2	1:51.597	35.625	37.939	38.033	264.7	30:22.600
9	2	1:57.697 B	35.493	37.631	44.573	264.1	32:20.297
10	2	4:34.566	3:15.632	38.242	40.692	185.6	36:54.863
11	2	1:51.230	35.571	37.605	38.054	262.1	38:46.093
12	2	1:51.102	35.497	37.581	38.024	262.1	40:37.195
13	2	1:51.566	35.504	37.624	38.438	263.4	42:28.761
14	2	1:51.320	35.508	37.756	38.056	263.4	44:20.081
15	2	1:52.049	35.805	38.012	38.232	264.7	46:12.130
16	2	1:51.220	35.561	37.696	37.963	262.8	48:03.350
17	2	1:58.193 B	35.500	37.698	44.995	264.1	50:01.543
18	1	3:49.207	2:26.948	40.926	41.333	201.5	53:50.750
19	1	1:55.785	36.517	39.037	40.231	247.7	55:46.535
20	1	1:53.959	36.134	38.814	39.011	260.2	57:40.494
21	1	1:53.673	36.095	38.487	39.091	260.9	59:34.167
22	1	1:53.409	35.793	38.536	39.080	262.8	1:01:27.576
23	1	1:53.147	35.710	38.672	38.765	262.1	1:03:20.723
24	1	1:52.442	35.645	38.242	38.555	262.1	1:05:13.165
25	1	1:57.599	36.552	38.661	42.386	263.4	1:07:10.764
26	1	1:52.943	35.764	38.194	38.985	262.8	1:09:03.707
27	1	3:33.530 B	38.751	1:21.179	1:33.600	263.4	1:12:37.237
28	1	22:52.994	...	40.558	40.835	198.9	1:35:30.231
29	1	1:56.855	36.735	40.089	40.031	235.8	1:37:27.086
30	1	1:54.035	35.866	39.405	38.764	264.7	1:39:21.121
31	1	1:53.416	35.722	38.907	38.787	262.8	1:41:14.537
32	1	1:53.589	35.506	38.232	39.851	264.1	1:43:08.126
33	1	1:53.684	35.933	38.607	39.144	255.3	1:45:01.810
34	1	1:54.986	36.657	39.144	39.185	266.0	1:46:56.796
35	1	1:52.864	36.100	38.189	38.575	265.4	1:48:49.660
36	1	1:52.526	35.603	38.277	38.646	264.1	1:50:42.186
37	1	1:55.924	35.703	40.994	39.227	264.7	1:52:38.110
38	1	1:52.765	35.692	38.194	38.879	266.0	1:54:30.875
39	1	1:52.598	35.683	38.261	38.654	266.7	1:56:23.473
40	1	3:21.346 B	36.536	1:09.427	1:35.383	250.6	1:59:44.819

60 Iron Lynx		Ferrari 488 GTE Evo					
1.Claudio SCHIAVONI		3.Davide RIGON					
2.Matteo CRESSONI		LMGTE					
1	2	6:52.395 B	5:22.972	42.652	46.771	163.6	6:52.395
2	2	15:04.562	...	43.201	39.671	198.2	21:56.957
3	2	1:52.193	35.980	38.208	38.005	252.3	23:49.150





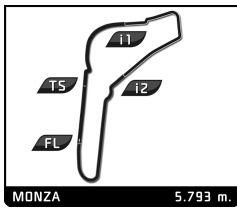
ELMS Collective Test Day
4 Hours of Monza
Morning Test

Sector Analysis

Lap under Red Flag Invalidated Lap Personal Best Session Best B Crossing the pit lane

Lap	D	Time	Sector 1	Sector 2	Sector 3	T. Spd	Elapsed	Lap	D	Time	Sector 1	Sector 2	Sector 3	T. Spd	Elapsed
4	2	1:50.713	35.434	37.355	37.924	267.3	25:39.863	66 JMW Motorsport 1. Giacomo PETROBELLI 3. Matthew PAYNE 2. Sean HUDSPETH Ferrari 488 GTE Evo LMGTE							
5	2	1:51.417	35.457	38.129	37.831	263.4	27:31.280								
6	2	1:50.498	35.534	37.355	37.609	263.4	29:21.778								
7	2	2:01.250 B	36.110	37.659	47.481	257.8	31:23.028								
8	2	4:09.577	2:54.278	37.562	37.737	203.0	35:32.605								
9	2	1:50.277	35.236	37.274	37.767	265.4	37:22.882								
10	2	2:02.585 B	35.341	37.376	49.868	266.0	39:25.467								
11	2	18:08.657 B	...	50.622	57.988	136.5	57:34.124								
12	1	38:26.191	...	40.686	41.811	197.8	1:36:00.315								
13	1	1:58.866	37.601	40.204	41.061	226.4	1:37:59.181								
14	1	1:56.452	36.721	39.459	40.272	254.1	1:39:55.633								
15	1	2:56.124 B	52.023	59.017	1:05.084	183.1	1:42:51.757								
16	1	10:48.167 B	9:10.458	45.315	52.394	169.0	1:53:39.924								
17	1	2:32.533	1:06.852	42.275	43.406	204.2	1:56:12.457								
18	1	3:17.562 B	37.302	1:06.576	1:33.684	232.8	1:59:30.019								
65 Panis Racing 1. Julien CANAL 3. Nicolas JAMIN 2. Job VAN UITERT Orea 07 - Gibson LMP2	1	3	7:29.071	6:14.635	37.953	36.483	171.7		7:29.071						
	2	3	2:36.971 B	33.712	48.881	1:14.378	256.5		10:06.042						
	3	3	11:09.645	9:58.886	35.813	34.946	211.8		21:15.687						
	4	3	1:42.721	33.463	34.971	34.287	271.4	22:58.408							
	5	3	1:42.556	33.598	34.673	34.285	241.6	24:40.964							
	6	3	1:42.347	33.393	34.329	34.625	270.0	26:23.311							
	7	3	1:41.379	32.947	34.495	33.937	281.2	28:04.690							
	8	3	1:41.005	32.896	34.216	33.893	285.7	29:45.695							
	9	3	1:51.646 B	32.710	34.389	44.547	285.7	31:37.341							
	10	3	6:35.156	5:25.213	35.274	34.669	204.2	38:12.497							
	11	3	1:42.094	32.957	34.983	34.154	285.7	39:54.591							
	12	3	1:41.204	32.706	34.235	34.263	288.8	41:35.795							
	13	3	1:40.772	32.613	34.353	33.806	288.0	43:16.567							
	14	3	1:42.744	32.707	35.941	34.096	287.2	44:59.311							
	15	3	1:50.819 B	32.602	34.996	43.221	288.8	46:50.130							
	16	2	7:25.418	6:12.421	36.839	36.158	223.1	54:15.548							
	17	2	1:42.404	33.147	34.661	34.596	286.5	55:57.952							
	18	2	1:41.984	32.880	34.402	34.702	288.8	57:39.936							
19	2	1:41.819	32.981	34.732	34.106	282.7	59:21.755								
20	2	1:41.464	32.673	34.930	33.861	287.2	1:01:03.219								
21	2	1:41.074	32.716	34.545	33.813	285.0	1:02:44.293								
22	2	1:50.477 B	32.655	35.194	42.628	285.0	1:04:34.770								
23	2	31:10.033	...	43.809	44.583	211.8	1:35:44.803								
24	2	1:44.317	32.805	34.628	36.884	287.2	1:37:29.120								
25	2	1:42.354	33.427	33.919	35.008	266.0	1:39:11.474								
26	2	1:40.122	32.609	34.063	33.450	287.2	1:40:51.596								
27	2	1:39.581	32.397	33.755	33.429	289.5	1:42:31.177								
28	2	1:47.910 B	32.457	33.968	41.485	289.5	1:44:19.087								
29	1	3:00.240	1:49.028	35.777	35.435	221.8	1:47:19.327								
30	1	1:43.767	33.186	35.017	35.564	288.0	1:49:03.094								
31	1	1:44.526	32.809	34.650	37.067	290.3	1:50:47.620								
32	1	1:44.597	33.512	35.942	35.143	289.5	1:52:32.217								
33	1	1:42.891	33.089	35.128	34.674	282.7	1:54:15.108								
34	1	1:45.525	34.013	36.981	34.531	251.7	1:56:00.633								
35	1	1:54.050 B	32.909	35.229	45.912	288.0	1:57:54.683								
69 Oman Racing with TF Sport 1. Ahmad AL HARTHY 3. Samuel DE HAAN 2. Marco SORENSEN Aston Martin Vantage AMR LMGTE	1	2	6:24.259 B	4:56.985	40.808	46.466	189.1	6:24.259							
	2	2	5:37.875 B	2:41.348	1:21.538	1:34.989	198.5	12:02.134							
	3	2	8:14.546	6:56.228	39.082	39.236	198.5	20:16.680							
	4	2	1:52.969	36.334	38.154	38.481	260.9	22:09.649							
	5	2	1:53.616	35.871	39.271	38.474	263.4	24:03.265							
	6	2	1:52.242	35.809	38.028	38.405	262.1	25:55.507							
	7	2	1:52.705	35.801	38.858	38.046	262.8	27:48.212							
	8	2	1:51.804	35.830	37.738	38.236	262.1	29:40.016							
	9	2	1:51.513	35.847	37.788	37.878	262.1	31:31.529							
	10	2	1:57.258 B	35.875	37.588	43.795	260.2	33:28.787							
	11	3	5:36.720	4:17.051	39.672	39.997	198.5	39:05.507							
	12	3	1:55.786	36.183	40.181	39.422	259.0	41:01.293							
	13	3	1:54.790	36.261	39.321	39.208	259.0	42:56.083							
	14	3	1:53.652	36.214	38.764	38.674	258.4	44:49.735							
	15	3	1:52.940	36.042	38.453	38.445	260.9	46:42.675							
	16	3	1:58.855 B	36.285	38.685	43.885	260.9	48:41.530							
	17	1	4:11.010	2:49.309	41.478	40.223	190.5	52:52.540							
	18	1	1:55.187	36.300	39.467	39.420	255.3	54:47.727							
19	1	2:02.450	43.147	40.315	38.988	260.2	56:50.177								
20	1	1:55.397	36.214	38.902	40.281	257.8	58:45.574								
21	1	1:54.173	36.095	39.281	38.797	260.9	1:00:39.747								
22	1	1:53.116	35.974	38.408	38.734	253.5	1:02:32.863								
23	1	2:00.495 B	36.988	38.589	44.918	241.1	1:04:33.358								
24	3	30:59.733	...	41.125	39.432	199.3	1:35:33.091								
25	3	1:56.740	35.932	39.414	41.394	260.9	1:37:29.831								
26	3	1:54.171	35.963	38.763	39.445	261.5	1:39:24.002								
27	3	1:55.511	37.276	39.617	38.618	264.1	1:41:19.513								
28	3	1:53.535	36.232	38.807	38.496	260.2	1:43:13.048								





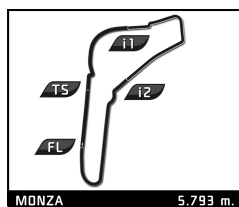
ELMS Collective Test Day
4 Hours of Monza
Morning Test

Sector Analysis

Lap under Red Flag Invalidated Lap Personal Best Session Best Crossing the pit lane

Lap	D	Time	Sector 1	Sector 2	Sector 3	T. Spd	Elapsed	Lap	D	Time	Sector 1	Sector 2	Sector 3	T. Spd	Elapsed
29	3	1:55.437	36.086	39.154	40.197	264.1	1:45:08.485	9	1	1:57.405 B	35.414	37.676	44.315	265.4	45:54.388
30	3	1:52.675	35.875	38.359	38.441	266.0	1:47:01.160	10	1	3:28.080	2:11.604	37.773	38.703	204.2	49:22.468
31	3	1:52.249	35.817	37.844	38.588	264.1	1:48:53.409	11	1	1:50.876	35.474	37.384	38.018	264.1	51:13.344
32	3	2:03.832 B	36.243	39.028	48.561	262.8	1:50:57.241	12	1	1:56.018	39.981	37.974	38.063	264.1	53:09.362
33	1	4:11.121	2:53.524	39.002	38.595	203.8	1:55:08.362	13	1	1:51.470	36.227	37.298	37.945	257.8	55:00.832
34	1	1:55.096	35.852	40.301	38.943	263.4	1:57:03.458	14	1	1:50.511	35.320	37.378	37.813	265.4	56:51.343
35	1	3:51.825 B	55.579	1:22.259	1:33.987	198.9	2:00:55.283	15	1	1:59.162 B	36.747	37.767	44.648	266.0	58:50.505
77 Proton Competition Porsche 911 RSR - 19 1.Christian RIED 3.Gianmaria BRUNI LMGTE 2.Lorenzo FERRARI								88 AF Corse Oreca 07 - Gibson 1.François PERRODO 3.Alessio ROVERA LMP2 P/A 2.Nicklas NIELSEN							
1	3	5:41.394 B	4:12.748	41.778	46.868	192.5	5:41.394	1	2	22:26.431 B	...	39.093	45.578	139.7	22:26.431
2	3	16:10.639	...	39.038	38.512	198.2	21:52.033	2	2	3:59.586	2:48.697	35.830	35.059	193.2	26:26.017
3	3	1:52.649	36.433	38.278	37.938	234.3	23:44.682	3	2	1:43.541	33.834	35.089	34.618	248.3	28:09.558
4	3	1:51.898	36.608	37.706	37.584	257.8	25:36.580	4	2	1:41.458	32.909	34.400	34.149	285.7	29:51.016
5	3	1:50.266	35.290	37.314	37.662	268.0	27:26.846	5	2	1:41.479	33.062	34.428	33.989	288.8	31:32.495
6	3	1:52.354	35.324	38.597	38.433	268.7	29:19.200	6	2	1:42.035	33.170	34.907	33.958	289.5	33:14.530
7	3	1:51.384	35.266	38.384	37.734	270.0	31:10.584	7	2	1:42.222	32.741	34.544	34.937	289.5	34:56.752
8	3	1:50.111	35.299	37.221	37.591	266.7	33:00.695	8	2	1:41.206	32.883	34.247	34.076	288.0	36:37.958
9	3	1:58.263 B	36.889	37.428	43.946	262.8	34:58.958	9	2	1:49.103 B	33.157	34.613	41.333	282.0	38:27.061
10	3	14:15.906	...	37.735	38.673	173.1	49:14.864	10	2	6:50.203	5:39.259	35.243	35.701	202.6	45:17.264
11	3	1:50.457	35.306	37.576	37.575	267.3	51:05.321	11	2	1:41.586	32.902	34.278	34.406	288.8	46:58.850
12	3	1:50.213	35.291	37.509	37.413	266.7	52:55.534	12	2	1:41.588	32.790	34.958	33.840	290.3	48:40.438
13	3	1:49.967	35.239	37.328	37.400	269.3	54:45.501	13	2	1:40.877	32.874	34.273	33.730	288.0	50:21.315
14	3	1:50.098	35.122	37.393	37.583	268.7	56:35.599	14	2	1:41.069	32.824	34.377	33.868	287.2	52:02.384
15	3	1:58.752 B	35.269	38.464	45.019	268.0	58:34.351	15	2	1:52.707 B	32.836	38.075	41.796	285.0	53:55.091
16	3	3:05.788	1:48.308	37.597	39.883	204.2	1:01:40.139	16	1	4:38.610	3:24.427	37.715	36.468	210.5	58:33.701
17	3	1:50.013	35.194	37.273	37.546	268.7	1:03:30.152	17	1	1:45.490	33.522	36.144	35.824	272.7	1:00:19.191
18	3	1:50.776	35.140	37.362	38.274	268.7	1:05:20.928	18	1	1:44.963	33.528	35.837	35.598	282.0	1:02:04.154
19	3	2:00.470 B	35.843	38.654	45.973	255.3	1:07:21.398	19	1	1:44.276	33.185	35.579	35.512	286.5	1:03:48.430
20	2	5:37.949 B	2:43.214	1:21.129	1:33.606	196.0	1:12:59.347	20	1	1:44.440	33.169	35.571	35.700	288.0	1:05:32.870
21	2	22:18.641	...	40.373	38.876	196.0	1:35:17.988	21	1	1:46.712	33.396	36.936	36.380	282.7	1:07:19.582
22	2	1:52.478	35.953	38.309	38.216	266.7	1:37:10.466	22	1	1:46.170	33.218	36.628	36.324	289.5	1:09:05.752
23	2	1:51.889	35.666	38.240	37.983	267.3	1:39:02.355	23	1	3:33.824 B	37.104	1:22.042	1:34.678	283.5	1:12:39.576
24	2	1:51.162	35.547	37.798	37.817	268.0	1:40:53.517	24	1	21:15.580	...	38.627	38.501	198.9	1:33:55.156
25	2	1:52.133	35.574	37.616	38.943	268.7	1:42:45.650	25	1	1:47.920	33.804	37.463	36.653	260.2	1:35:43.076
26	2	1:57.905 B	35.648	37.497	44.760	268.7	1:44:43.555								
27	1	3:51.352	2:32.678	39.266	39.408	138.6	1:48:34.907								
28	1	1:54.591	36.513	38.823	39.255	251.7	1:50:29.498								
29	1	1:52.970	35.876	38.445	38.649	251.2	1:52:22.468								
30	1	1:52.344	35.697	38.209	38.438	268.7	1:54:14.812								
31	1	1:55.189	36.234	38.775	40.180	257.1	1:56:10.001								
32	1	3:07.200 B	35.623	58.079	1:33.498	267.3	1:59:17.201								
83 Iron Lynx Ferrari 488 GTE Evo 1.Rahel FREY 3.Sarah BOVY LMGTE 2.Michelle GATTING															
1	1	21:46.875 B	...	41.335	47.503	169.5	21:46.875								
2	1	9:47.298 B	8:19.687	40.116	47.495	197.4	31:34.173								
3	1	3:01.690	1:43.213	38.842	39.635	203.0	34:35.863								
4	1	1:53.424	35.873	38.436	39.115	260.2	36:29.287								
5	1	1:52.476	35.775	37.967	38.734	261.5	38:21.763								
6	1	1:51.703	35.580	37.719	38.404	262.8	40:13.466								
7	1	1:51.898	35.625	37.828	38.445	264.1	42:05.364								
8	1	1:51.619	35.448	37.895	38.276	264.1	43:56.983								





ELMS Collective Test Day
4 Hours of Monza
Morning Test

Sector Analysis

Lap under Red Flag Invalidated Lap Personal Best Session Best B Crossing the pit lane

Lap	D	Time	Sector 1	Sector 2	Sector 3	T. Spd	Elapsed	Lap	D	Time	Sector 1	Sector 2	Sector 3	T. Spd	Elapsed
26	1	1:46.881	33.352	36.133	37.396	274.8	1:37:29.957	10	1	1:57.606	36.789	40.510	40.307	251.7	34:43.772
27	1	1:45.571	33.641	36.857	35.073	246.0	1:39:15.528	11	1	1:56.280	36.658	39.912	39.710	259.0	36:40.052
28	1	1:42.913	32.893	35.197	34.823	291.9	1:40:58.441	12	1	1:56.353	36.629	39.590	40.134	259.0	38:36.405
29	1	1:50.545 B	32.918	35.369	42.258	290.3	1:42:48.986	13	1	1:56.529	36.474	40.043	40.012	260.2	40:32.934
30	3	3:49.280	2:38.943	35.209	35.128	222.2	1:46:38.266	14	1	1:55.784	36.499	39.220	40.065	259.6	42:28.718
31	3	1:42.162	33.008	34.964	34.190	291.9	1:48:20.428	15	1	1:55.159	36.800	39.016	39.343	242.2	44:23.877
32	3	1:40.857	32.785	34.251	33.821	291.9	1:50:01.285	16	1	1:55.917	36.653	39.872	39.392	262.1	46:19.794
33	3	1:51.621	32.645	34.299	44.677	295.1	1:51:52.906	17	1	1:54.807	36.431	39.051	39.325	259.6	48:14.601
34	3	1:40.664	32.675	34.153	33.836	293.5	1:53:33.570	18	1	2:03.364 B	36.147	39.349	47.868	259.0	50:17.965
35	3	1:55.750	32.602	34.615	48.533	293.5	1:55:29.320	19	2	4:15.914	2:57.417	39.689	38.808	202.6	54:33.879
36	3	2:00.325 B	32.584	37.715	50.026	293.5	1:57:29.645	20	2	1:53.856	36.258	39.336	38.262	245.5	56:27.735

93 **Proton Competition** Porsche 911 RSR - 19
 1. Michael FASSBENDER LMGTE
 2. Zacharie ROBICHON
 3. Richard LIETZ

1	3	23:34.893	...	53.749	57.986	114.0	23:34.893
2	3	2:24.954	49.763	47.064	48.127	125.1	25:59.847
3	3	2:22.340	46.765	46.091	49.484	167.4	28:22.187
4	3	2:08.537	42.200	42.948	43.389	164.9	30:30.724
5	3	2:03.501	39.035	40.919	43.547	187.5	32:34.225
6	3	2:04.871	39.239	42.737	42.895	190.1	34:39.096
7	3	1:56.675	37.713	39.069	39.893	217.7	36:35.771
8	3	1:53.473	36.273	38.434	38.766	234.8	38:29.244
9	3	1:54.245	36.299	38.455	39.491	246.6	40:23.489
10	3	2:07.547	38.260	43.537	45.750	255.3	42:31.036
11	3	1:55.387	37.983	38.376	39.028	197.4	44:26.423
12	3	2:11.319 B	36.724	39.897	54.698	241.6	46:37.742
13	3	16:20.109	...	39.468	38.767	147.3	1:02:57.851
14	3	1:51.559	35.915	37.656	37.988	253.5	1:04:49.410
15	3	2:01.212 B	35.496	37.757	47.959	265.4	1:06:50.622
16	1	28:39.301	...	40.709	41.465	201.9	1:35:29.923
17	1	1:58.171	36.779	39.949	41.443	234.8	1:37:28.094
18	1	1:56.664	36.710	39.452	40.502	247.1	1:39:24.758
19	1	1:58.244	36.953	40.391	40.900	251.7	1:41:23.002
20	1	1:54.879	36.414	39.095	39.370	235.3	1:43:17.881
21	1	1:56.148	36.474	39.418	40.256	241.6	1:45:14.029
22	1	1:54.751	36.255	38.972	39.524	242.7	1:47:08.780
23	1	2:04.382 B	36.204	39.889	48.289	241.1	1:49:13.162
24	2	3:39.261	2:19.646	39.810	39.805	160.2	1:52:52.423
25	2	1:53.305	36.088	38.368	38.849	236.3	1:54:45.728
26	2	1:52.423	35.883	38.287	38.253	247.1	1:56:38.151
27	2	3:37.348 B	36.852	1:20.295	1:40.201	247.7	2:00:15.499

95 **Oman Racing with TF Sport** Aston Martin Vantage AMR
 1. John HARTSHORNE LMGTE
 2. Henrique CHAVES
 3. Jonathan ADAM

1	3	6:24.972	5:05.838	39.660	39.474	167.7	6:24.972
2	3	1:52.813	36.085	38.289	38.439	256.5	8:17.785
3	3	4:07.977 B	1:11.996	1:21.593	1:34.388	79.9	12:25.762
4	3	7:52.099	6:33.705	38.949	39.445	201.1	20:17.861
5	3	1:54.475	35.625	40.466	38.384	260.9	22:12.336
6	3	1:52.887	36.393	38.365	38.129	260.9	24:05.223
7	3	1:50.846	35.531	37.480	37.835	262.8	25:56.069
8	3	1:58.872 B	36.358	38.064	44.450	239.5	27:54.941
9	1	4:51.225	3:29.242	41.454	40.529	144.6	32:46.166

