

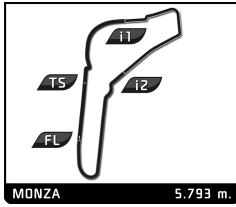
EUROPEAN LE MANS SERIES
4 Hours of Monza
Free Practice 1

Sector Analysis

Lap under Red Flag Invalidated Lap Personal Best Session Best Crossing the pit lane

Lap	D	Time	Sector 1	Sector 2	Sector 3	T. Spd	Elapsed	Lap	D	Time	Sector 1	Sector 2	Sector 3	T. Spd	Elapsed	
2	United Autosports Ligier JS P320 - Nissan							LMP3	14	1	1:53.954	35.360	38.833	39.761	267.3	38:34.916
	1.Bailey VOISIN 3.Finn GEHRITZ								15	1	1:53.914	36.181	38.430	39.303	260.9	40:28.830
2.Joshua CAYGILL								16	1	1:52.711	35.286	38.428	38.997	268.7	42:21.541	
1	3	4:33.212	3:14.710	37.179	41.323	210.5	4:33.212	17	1	1:52.635	35.503	38.201	38.931	270.7	44:14.176	
2	3	1:51.113	35.309	36.936	38.868	269.3	6:24.325	18	1	1:52.900	35.367	38.069	39.464	268.0	46:07.076	
3	3	1:45.735	34.089	35.846	35.800	275.5	8:10.060	19	1	1:52.815	35.897	38.110	38.808	265.4	47:59.891	
4	3	1:44.968	33.973	35.503	35.492	274.8	9:55.028	20	1	1:55.531	38.061	38.589	38.881	252.3	49:55.422	
5	3	1:45.111	34.051	35.497	35.563	277.6	11:40.139	21	1	2:04.645 B	35.657	39.018	49.970	266.7	52:00.067	
6	3	1:53.823 B	34.008	36.452	43.363	277.6	13:33.962	22	3	4:07.044	2:51.039	38.235	37.770	207.3	56:07.111	
7	3	6:14.073	5:00.963	36.648	36.462	210.5	19:48.035	23	3	1:52.383	35.319	39.595	37.469	255.9	57:59.494	
8	3	1:46.703	34.405	36.167	36.131	276.9	21:34.738	24	3	1:51.548	34.824	38.719	38.005	270.7	59:51.042	
9	3	1:47.925	34.083	36.803	37.039	275.5	23:22.663	25	3	1:48.890	34.625	37.123	37.142	274.1	1:01:39.932	
10	3	1:46.757	34.246	36.199	36.312	270.0	25:09.420	26	3	1:48.738	34.613	36.967	37.158	271.4	1:03:28.670	
11	3	1:46.275	34.078	36.077	36.120	274.1	26:55.695	27	3	1:48.913	34.527	37.105	37.281	272.7	1:05:17.583	
12	3	1:47.308	34.442	36.282	36.584	260.2	28:43.003	28	3	1:48.566	34.654	36.672	37.240	272.0	1:07:06.149	
13	3	1:46.612	34.122	36.150	36.340	278.4	30:29.615	29	3	1:50.552	35.240	37.879	37.433	255.3	1:08:56.701	
14	3	1:47.580	34.465	36.689	36.426	273.4	32:17.195	30	3	1:48.304	34.643	36.625	37.036	273.4	1:10:45.005	
15	3	1:55.311 B	34.260	36.562	44.489	280.5	34:12.506	31	3	1:54.828 B	34.691	36.754	43.383	273.4	1:12:39.833	
16	1	2:28.001	2:14.404	36.576	37.021	214.7	37:40.507	32	2	3:30.018	2:15.714	37.468	36.836	211.4	1:16:09.851	
17	1	1:47.626	34.545	36.457	36.634	274.8	39:28.143	33	2	1:47.344	34.585	36.508	36.251	272.7	1:17:57.195	
18	1	1:48.813	35.080	36.919	36.814	256.5	41:16.956	34	2	1:47.781	34.498	36.906	36.377	274.8	1:19:44.976	
19	1	1:46.924	34.307	36.200	36.417	279.8	43:03.880	35	2	1:54.771 B	34.373	36.827	43.571	274.1	1:21:39.747	
20	1	1:46.978	34.265	36.143	36.570	279.1	44:50.858	36	2	3:30.447	2:17.159	36.614	36.674	215.1	1:25:10.194	
21	1	1:50.407	34.382	38.222	37.803	279.1	46:41.265	37	2	1:52.820 B	34.611	36.364	42.845	279.1	1:27:04.014	
22	1	1:47.779	34.293	36.686	36.800	278.4	48:29.044	38	2	3:05.816	1:52.091	36.941	36.784	213.9	1:30:09.830	
23	1	1:48.862	34.457	37.683	36.722	273.4	50:17.906									
24	1	1:54.643 B	34.491	36.645	43.507	276.9	52:12.549									
25	2	5:48.976	4:30.499	39.562	38.915	136.9	58:01.525									
26	2	1:51.234	36.478	37.415	37.341	266.7	59:52.759									
27	2	1:49.122	34.467	37.223	37.432	274.8	1:01:41.881									
28	2	1:48.973	34.473	37.047	37.453	272.7	1:03:30.854									
29	2	1:49.849	34.927	37.328	37.594	272.7	1:05:20.703									
30	2	1:50.607	34.730	38.184	37.693	274.8	1:07:11.310									
31	2	1:49.370	34.603	37.516	37.251	275.5	1:09:00.680									
32	2	1:49.482	34.523	37.038	37.921	272.0	1:10:50.162									
33	2	1:48.292	34.517	36.831	36.944	272.7	1:12:38.454									
34	2	1:56.351 B	34.606	36.907	44.838	272.7	1:14:34.805									
3	United Autosports Ligier JS P320 - Nissan							LMP3								
	1.James McGUIRE 3.Andrew BENTLEY															
2.Kay VAN BERLO																
1	2	3:21.127	2:06.529	37.850	36.748	211.4	3:21.127									
2	2	1:50.982	35.195	37.194	38.593	275.5	5:12.109									
3	2	1:46.257	34.369	36.228	35.660	281.2	6:58.366									
4	2	1:45.723	34.343	35.666	35.714	274.8	8:44.089									
5	2	1:45.379	34.008	35.758	35.613	274.8	10:29.468									
6	2	1:45.571	34.139	35.757	35.675	276.2	12:15.039									
7	2	1:45.538	33.996	35.719	35.823	278.4	14:00.577									
8	2	1:52.328 B	33.913	35.806	42.609	279.1	15:52.905									
9	1	10:41.880	9:23.546	38.973	39.361	201.5	26:34.785									
10	1	1:53.483	36.102	38.576	38.805	251.7	28:28.268									
11	1	1:52.444	35.908	37.943	38.593	266.7	30:20.712									
12	1	2:11.925 B	35.469	48.133	48.323	268.7	32:32.637									
13	1	4:08.325	2:50.528	38.831	38.966	206.5	36:40.962									
4	DKR Engineering Duqueine M30 - D08 - Nissan							LMP3								
	1.James WINSLOW 3.Sebastian ALVAREZ															
2.Alexander BUKHANTSOV																
1	3	5:26.217	4:11.910	37.488	36.819	212.2	5:26.217									
2	3	1:48.976	35.045	36.904	37.027	216.0	7:15.193									
3	3	1:46.920	34.011	36.003	36.906	275.5	9:02.113									
4	3	1:45.675	33.759	36.433	35.483	276.2	10:47.788									
5	3	1:46.084	33.652	36.770	35.662	276.2	12:33.872									
6	3	1:44.776	33.758	35.490	35.528	276.9	14:18.648									
7	3	1:54.109 B	33.844	35.767	44.498	277.6	16:12.757									
8	3	4:56.875	3:44.199	36.793	35.883	215.1	21:09.632									
9	3	1:47.671	33.903	36.212	37.556	277.6	22:57.303									
10	3	1:48.391	34.199	37.685	36.507	273.4	24:45.694									
11	3	1:58.494 B	34.149	39.583	44.762	275.5	26:44.188									
12	1	4:13.958	2:58.960	37.562	37.436	193.5	30:58.146									
13	1	1:49.518	34.216	38.436	36.866	273.4	32:47.664									
14	1	1:46.990	34.239	36.089	36.662	275.5	34:34.654									
15	1	1:46.703	34.229	36.214	36.260	275.5	36:21.357									
16	1	1:46.486	34.208	35.931	36.347	274.8	38:07.843									
17	1	1:48.624	35.485	36.741	36.398	276.9	39:56.467									
18	1	1:50.463	34.275	36.390	39.798	281.2	41:46.930									
19	1	1:47.931	34.474	36.694	36.763	271.4	43:34.861									
20	1	1:48.784	34.474	36.474	37.836	276.9	45:23.645									
21	1	1:46.988	34.247	36.168	36.573	275.5	47:10.633									
22	1	1:54.529 B	34.308	36.449	43.772	275.5	49:05.162									
23	2	4:57.653	3:34.786	37.933	44.934	213.0	54:02.815									
24	2	1:50.858	35.603	37.207	38.048	261.5	55:53.673									
25	2	1:49.812	34.509	37.756	37.547	273.4	57:43.485									





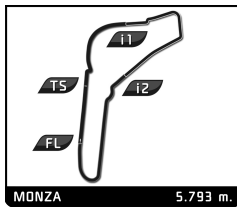
EUROPEAN LE MANS SERIES
4 Hours of Monza
Free Practice 1

Sector Analysis

Lap under Red Flag Invalidated Lap Personal Best Session Best Crossing the pit lane

Lap	D	Time	Sector 1	Sector 2	Sector 3	T. Spd	Elapsed	Lap	D	Time	Sector 1	Sector 2	Sector 3	T. Spd	Elapsed
26	2	1:48.546	34.440	36.665	37.441	272.7	59:32.031	34	2	1:48.132	34.522	36.754	36.856	275.5	1:13:49.791
27	2	1:49.343	35.032	37.043	37.268	275.5	1:01:21.374	35	2	1:56.603 B	34.468	36.862	45.273	276.2	1:15:46.394
28	2	1:50.509	34.520	37.168	38.821	273.4	1:03:11.883	36	1	3:47.884	2:31.410	38.559	37.915	211.4	1:19:34.278
29	2	1:49.835	34.734	37.598	37.503	263.4	1:05:01.718	37	1	1:50.013	34.915	37.234	37.864	274.8	1:21:24.291
30	2	1:48.475	34.484	36.697	37.294	276.2	1:06:50.193	38	1	1:49.520	34.916	37.053	37.551	274.1	1:23:13.811
31	2	1:47.914	34.250	36.567	37.097	276.2	1:08:38.107	39	1	1:49.259	34.844	37.156	37.259	271.4	1:25:03.070
32	2	1:47.832	34.325	36.550	36.957	274.8	1:10:25.939	40	1	1:50.291	34.651	37.313	38.327	279.1	1:26:53.361
33	2	1:48.422	34.450	36.887	37.085	274.1	1:12:14.361	41	1	1:50.695	34.804	37.971	37.920	275.5	1:28:44.056
34	2	1:48.808	34.483	37.300	37.025	274.1	1:14:03.169	42	1	1:49.879	34.684	37.080	38.115	274.8	1:30:33.935
35	2	1:47.815	34.439	36.437	36.939	275.5	1:15:50.984	<div style="border: 1px solid black; padding: 5px;"> 6 360 Racing Ligier JS P320 - Nissan LMP3 1. Terrence WOODWARD 3. Mark RICHARDS 2. Ross KAISER </div>							
36	2	1:56.638 B	35.230	37.884	43.524	261.5	1:17:47.622								
37	3	4:32.854	3:18.282	37.356	37.216	203.0	1:22:20.476	1	2	2:22.859	1:06.900	38.497	37.462	200.0	2:22.859
38	3	1:47.552	34.372	36.664	36.516	277.6	1:24:08.028	2	2	1:47.249	34.745	36.113	36.391	266.7	4:10.108
39	3	1:46.786	34.215	36.274	36.297	276.9	1:25:54.814	3	2	1:47.290	34.440	36.008	36.842	271.4	5:57.398
40	3	1:46.405	34.173	36.181	36.051	276.2	1:27:41.219	4	2	1:46.388	34.328	36.161	35.899	262.8	7:43.786
41	3	1:46.834	33.965	36.166	36.703	278.4	1:29:28.053	5	2	1:46.233	34.251	35.641	36.341	271.4	9:30.019
42	3	1:53.906 B	34.441	36.214	43.251	276.9	1:31:21.959	6	2	1:46.057	34.225	35.646	36.186	272.7	11:16.076
<div style="border: 1px solid black; padding: 5px;"> 5 RLR M Sport Ligier JS P320 - Nissan LMP3 1. Michael JENSEN 3. Alex KAPADIA 2. Nick ADCOCK </div>								7	2	1:52.497 B	34.270	35.572	42.655	268.0	13:08.573
								8	3	3:38.162	2:23.583	37.345	37.234	212.2	16:46.735
1	3	4:18.127	3:02.850	38.306	36.971	200.4	4:18.127	9	3	1:47.766	34.825	36.458	36.483	270.0	18:34.501
2	3	1:45.924	34.246	35.780	35.898	274.1	6:04.051	10	3	1:47.948	34.860	36.445	36.648	273.4	20:22.449
3	3	1:46.320	33.962	35.698	36.660	276.9	7:50.371	11	3	1:47.965	34.638	36.593	36.734	272.0	22:10.414
4	3	1:45.374	33.731	35.695	35.948	278.4	9:35.745	12	3	1:47.925	34.461	36.406	37.058	272.0	23:58.339
5	3	1:45.583	33.683	35.619	36.281	279.8	11:21.328	13	3	1:49.543	34.769	37.366	37.408	272.0	25:47.882
6	3	1:45.145	33.847	35.630	35.668	277.6	13:06.473	14	3	1:48.252	34.712	36.541	36.999	270.0	27:36.134
7	3	1:53.446 B	33.890	35.530	44.026	278.4	14:59.919	15	3	1:47.273	34.631	36.127	36.515	271.4	29:23.407
8	3	3:36.466	2:23.500	36.446	36.520	211.4	18:36.385	16	3	1:49.324	34.714	37.880	36.730	273.4	31:12.731
9	3	1:46.730	34.295	36.097	36.338	276.9	20:23.115	17	3	1:48.018	34.623	36.313	37.082	272.7	33:00.749
10	3	1:54.891 B	34.325	37.274	43.292	281.2	22:18.006	18	3	1:58.692 B	34.398	36.433	47.861	272.7	34:59.441
11	2	3:38.640	2:21.667	38.787	38.186	213.0	25:56.646	19	1	3:46.990	2:28.834	40.474	37.682	211.8	38:46.431
12	2	1:50.200	34.874	37.815	37.511	272.7	27:46.846	20	1	1:48.784	34.764	36.980	37.040	271.4	40:35.215
13	2	1:50.216	34.722	37.510	37.984	276.2	29:37.062	21	1	1:49.109	35.102	37.182	36.825	270.7	42:24.324
14	2	1:51.543	35.444	38.618	37.481	263.4	31:28.605	22	1	1:49.035	34.530	36.718	37.787	274.1	44:13.359
15	2	1:49.130	34.709	37.344	37.077	274.8	33:17.735	23	1	1:52.616	34.942	39.455	38.219	265.4	46:05.975
16	2	1:54.006	34.537	37.299	42.170	276.2	35:11.741	24	1	1:48.406	34.770	36.764	36.872	272.0	47:54.381
17	2	1:50.046	35.145	37.606	37.295	264.1	37:01.787	25	1	1:50.433	36.172	37.110	37.151	239.5	49:44.814
18	2	1:58.362 B	35.047	37.672	45.643	276.2	39:00.149	26	1	1:49.457	34.482	36.943	38.032	274.1	51:34.271
19	1	3:35.162	2:18.486	38.135	38.541	208.5	42:35.311	27	1	1:54.329	34.566	41.146	38.617	272.7	53:28.600
20	1	1:50.580	35.036	38.061	37.483	274.8	44:25.891	28	1	1:47.937	34.557	36.962	36.418	272.7	55:16.537
21	1	1:53.499	35.262	37.309	40.928	271.4	46:19.390	29	1	1:58.783 B	34.521	41.623	42.639	272.0	57:15.320
22	1	1:51.475	35.255	38.656	37.564	259.0	48:10.865	30	2	3:17.842	2:03.627	37.188	37.027	209.3	1:00:33.162
23	1	1:50.786	36.243	36.968	37.575	236.3	50:01.651	31	2	1:47.963	34.716	36.373	36.874	268.0	1:02:21.125
24	1	1:49.798	34.953	37.220	37.625	275.5	51:51.449	32	2	1:47.944	34.708	36.411	36.825	272.0	1:04:09.069
25	1	1:49.832	34.811	37.325	37.696	274.1	53:41.281	33	2	1:54.322 B	34.661	36.522	43.139	271.4	1:06:03.391
26	1	1:55.863 B	35.044	37.227	43.592	270.0	55:37.144	34	2	7:56.919	6:43.310	36.574	37.035	208.9	1:14:00.310
27	2	5:26.938	4:11.031	38.507	37.400	194.2	1:01:04.082	35	2	1:47.702	34.866	36.315	36.521	268.7	1:15:48.012
28	2	1:49.048	34.786	36.918	37.344	274.1	1:02:53.130	36	2	1:48.119	34.533	36.804	36.782	270.7	1:17:36.131
29	2	1:50.131	34.905	37.916	37.310	267.3	1:04:43.261	37	2	1:47.881	34.576	36.735	36.570	271.4	1:19:24.012
30	2	1:48.465	34.599	36.929	36.937	277.6	1:06:31.726	38	2	1:55.158 B	34.938	37.128	43.092	257.1	1:21:19.170
31	2	1:49.241	34.533	37.318	37.390	276.2	1:08:20.967	39	1	4:02.778	2:42.227	41.940	38.611	207.7	1:25:21.948
32	2	1:50.365	35.577	37.404	37.384	262.8	1:10:11.332	40	1	1:51.117	36.393	37.676	37.048	272.0	1:27:13.065
33	2	1:50.327	34.761	37.908	37.658	275.5	1:12:01.659	41	1	1:53.341	34.757	41.388	37.196	269.3	1:29:06.406





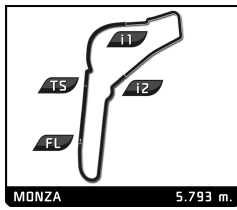
EUROPEAN LE MANS SERIES
4 Hours of Monza
Free Practice 1

Sector Analysis

Lap under Red Flag Invalidated Lap Personal Best Session Best B Crossing the pit lane

Lap	D	Time	Sector 1	Sector 2	Sector 3	T. Spd	Elapsed	Lap	D	Time	Sector 1	Sector 2	Sector 3	T. Spd	Elapsed
42	1	1:48.543	34.841	36.984	36.718	270.7	1:30:54.949	13	3	1:41.577	32.765	34.777	34.035	287.2	31:19.098
7 Nielsen Racing Ligier JS P320 - Nissan LMP3 1. Anthony WELLS 2. James LITTLEJOHN								14 3 1:44.060 33.822 35.020 35.218 263.4 33:03.158							
1	2	3:12.652	1:55.607	39.856	37.189	207.3	3:12.652	15	3	1:41.676	32.736	35.264	33.676	287.2	34:44.834
2	2	1:51.561	36.475	38.278	36.808	229.8	5:04.213	16	3	1:41.623	32.536	34.228	34.859	290.3	36:26.457
3	2	1:48.361	34.488	37.867	36.006	266.0	6:52.574	17	3	1:40.217	32.607	34.023	33.587	291.1	38:06.674
4	2	1:46.823	33.949	36.844	36.030	276.9	8:39.397	18	3	1:42.202	32.624	34.180	35.398	289.5	39:48.876
5	2	1:45.322	33.982	35.770	35.570	276.2	10:24.719	19	3	1:46.678 B	32.523	34.354	39.801	288.8	41:35.554
6	2	1:45.830	33.947	35.667	36.216	279.1	12:10.549	20	3	6:25.048	5:15.627	35.260	34.161	209.7	48:00.602
7	2	1:45.175	32.960	35.631	35.584	276.2	13:55.724	21	3	1:45.358	36.876	34.531	33.951	211.8	49:45.960
8	2	1:52.609 B	33.823	35.707	43.079	278.4	15:48.333	22	3	1:43.666	32.917	35.548	35.201	285.7	51:29.626
9	1	4:48.313	3:31.664	38.353	38.296	211.8	20:36.646	23	3	1:41.389	33.260	34.350	33.779	272.0	53:11.015
10	1	1:49.716	34.724	37.324	37.668	273.4	22:26.362	24	3	1:41.027	32.759	34.413	33.855	273.4	54:52.042
11	1	1:48.739	34.496	36.940	37.303	277.6	24:15.101	25	3	1:48.218 B	33.521	34.727	39.970	262.8	56:40.260
12	1	1:49.161	34.886	37.002	37.273	274.1	26:04.262	26	1	5:57.327	4:47.145	35.461	34.721	209.3	1:02:37.587
13	1	1:48.572	34.456	36.892	37.224	276.2	27:52.834	27	1	1:42.568	33.444	34.412	34.712	270.0	1:04:20.155
14	1	1:58.712 B	36.847	37.281	44.584	278.4	29:51.546	28	1	1:42.349	32.857	34.591	34.901	288.0	1:06:02.504
15	1	4:33.653	3:18.599	37.410	37.644	204.5	34:25.199	29	1	1:41.210	32.781	34.180	34.249	290.3	1:07:43.714
16	1	1:48.240	34.453	36.849	36.938	274.8	36:13.439	30	1	1:42.943	32.830	34.917	35.196	284.2	1:09:26.657
17	1	1:48.376	34.449	37.125	36.802	274.8	38:01.815	31	1	1:40.878	32.700	34.315	33.863	283.5	1:11:07.535
18	1	1:49.558	34.467	37.183	37.908	275.5	39:51.373	32	1	1:40.736	32.714	34.199	33.823	287.2	1:12:48.271
19	1	1:48.244	34.426	37.007	36.811	276.2	41:39.617	33	1	1:47.993 B	32.569	35.262	40.162	285.0	1:14:36.264
20	1	2:00.209 B	37.552	37.006	45.651	276.9	43:39.826	34	1	5:24.355	4:15.802	34.559	32.994	227.4	1:20:00.619
21	1	4:25.536	3:09.770	38.132	37.634	213.0	48:05.362	35	1	1:42.399	32.583	35.772	34.044	282.7	1:21:43.018
22	1	1:51.527	37.387	37.243	36.897	202.2	49:56.889	36	1	1:41.839	32.790	35.078	33.971	277.6	1:23:24.857
23	1	1:48.145	34.423	37.040	36.682	275.5	51:45.034	37	1	1:42.273	33.732	34.623	33.918	287.2	1:25:07.130
24	1	1:47.733	34.214	36.697	36.822	274.1	53:32.767	38	1	1:42.744	32.699	35.059	34.986	272.0	1:26:49.874
25	1	1:47.479	34.306	36.523	36.650	274.8	55:20.246	39	1	1:41.321	33.082	34.500	33.739	271.4	1:28:31.195
26	1	1:47.492	34.080	36.843	36.569	275.5	57:07.738	40	1	1:40.567	32.558	34.194	33.815	279.8	1:30:11.762
27	1	2:03.152 B	34.304	36.606	52.242	273.4	59:10.890	10 Eurointernational Ligier JS P320 - Nissan LMP3 1. Glenn VAN BERLO 3. Adrien CHILA 2. Xavier LLOVERAS							
28	2	4:38.161	3:24.466	36.907	36.788	212.2	1:03:49.051	1	1	5:45.262	4:32.124	36.710	36.428	209.3	5:45.262
29	2	1:48.118	34.972	36.516	36.630	274.1	1:05:37.169	2	1	1:48.935	34.421	38.223	36.291	272.0	7:34.197
30	2	1:47.134	34.541	36.196	36.397	274.8	1:07:24.303	3	1	1:46.217	34.253	36.027	35.937	272.7	9:20.414
31	2	1:47.113	34.487	36.202	36.424	274.1	1:09:11.416	4	1	1:46.382	34.396	35.919	36.067	273.4	11:06.796
32	2	1:46.721	34.321	36.294	36.106	274.1	1:10:58.137	5	1	1:46.474	34.191	36.163	36.120	272.7	12:53.270
33	2	1:46.850	34.283	36.037	36.530	273.4	1:12:44.987	6	1	1:48.063	34.682	36.601	36.780	276.2	14:41.333
34	2	2:01.379 B	40.811	37.581	42.987	276.9	1:14:46.366	7	1	1:46.315	34.108	36.100	36.107	277.6	16:27.648
9 Prema Racing Oreca 07 - Gibson LMP2 1. Lorenzo COLOMBO 3. Ferdinand HABSBURG 2. Louis DELETRAZ								8	1	1:46.339	34.183	36.069	36.087	274.8	18:13.987
1	2	5:46.434	4:37.257	34.632	34.545	188.5	5:46.434	9	1	1:52.215 B	34.058	36.214	41.943	275.5	20:06.202
2	2	1:41.365	32.789	35.358	33.218	270.7	7:27.799	10	2	16:35.362	...	37.771	37.608	212.2	36:41.564
3	2	1:39.428	32.403	33.874	33.151	286.5	9:07.227	11	2	1:49.654	35.020	37.330	37.304	266.0	38:31.218
4	2	1:49.001 B	32.939	33.597	42.465	236.8	10:56.228	12	2	1:47.956	34.685	36.723	36.548	274.1	40:19.174
5	2	3:27.807	2:20.061	34.085	33.661	225.5	14:24.035	13	2	1:47.319	34.325	36.578	36.416	274.1	42:06.493
6	2	1:40.108	32.488	33.911	33.709	285.0	16:04.143	14	2	1:47.515	34.268	36.765	36.482	275.5	43:54.008
7	2	1:40.838	32.693	33.831	34.314	277.6	17:44.981	15	2	1:53.567 B	34.267	36.691	42.609	277.6	45:47.575
8	2	1:39.833	32.445	33.849	33.539	283.5	19:24.814	16	3	5:17.034	4:00.365	38.451	38.218	213.4	51:04.609
9	2	1:41.096	32.693	34.739	33.664	272.7	21:05.910	17	3	1:50.193	35.008	37.490	37.695	272.0	52:54.802
10	2	1:42.499	32.455	34.896	35.148	277.6	22:48.409	18	3	1:50.491	35.062	37.421	38.008	271.4	54:45.293
11	2	1:48.765 B	33.059	34.359	41.347	259.6	24:37.174	19	3	1:49.443	34.596	37.687	37.160	274.8	56:34.736
12	3	5:00.347	3:50.033	34.768	35.546	200.7	29:37.521	20	3	1:49.820	34.956	37.374	37.490	275.5	58:24.556
								21	3	1:49.122	34.916	37.143	37.063	276.2	1:00:13.678
								22	3	1:55.346 B	34.824	37.371	43.151	257.8	1:02:09.024





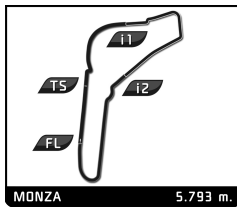
EUROPEAN LE MANS SERIES
4 Hours of Monza
Free Practice 1

Sector Analysis

Lap under Red Flag Invalidated Lap Personal Best Session Best Crossing the pit lane

Lap	D	Time	Sector 1	Sector 2	Sector 3	T. Spd	Elapsed	Lap	D	Time	Sector 1	Sector 2	Sector 3	T. Spd	Elapsed
11 Eurointernational 1. Max KOEBOLT 2. Jerome DE SADELEER Ligier JS P320 - Nissan LMP3								21	2	1:48.205	34.609	36.630	36.966	274.8	43:36.309
1	1	10:58.279	9:43.177	37.034	38.068	181.2	10:58.279	22	2	1:48.734	34.631	36.614	37.489	276.2	45:25.043
2	1	1:52.017	34.539	37.244	40.234	273.4	12:50.296	23	2	1:48.368	34.712	36.635	37.021	279.8	47:13.411
3	1	1:47.443	34.336	36.532	36.575	276.9	14:37.739	24	2	1:47.696	34.574	36.337	36.785	274.1	49:01.107
4	1	1:46.327	34.310	35.602	36.415	273.4	16:24.066	25	2	1:48.329	34.587	36.700	37.042	274.8	50:49.436
5	1	1:45.605	34.168	35.721	35.716	274.1	18:09.671	26	2	1:48.133	34.801	36.414	36.918	273.4	52:37.569
6	1	1:53.926	34.719	38.259	40.948	273.4	20:03.597	27	2	1:48.639	34.942	37.028	36.669	271.4	54:26.208
7	1	1:45.725	34.254	35.653	35.818	275.5	21:49.322	28	2	1:47.747	34.586	36.572	36.589	273.4	56:13.955
8	1	1:47.691	34.294	36.592	36.805	276.2	23:37.013	29	2	1:49.303	34.797	36.518	37.988	273.4	58:03.258
9	1	1:46.041	34.369	35.657	36.015	274.1	25:23.054	30	2	1:56.781 B	35.438	37.165	44.178	274.8	1:00:00.039
10	1	1:51.900 B	34.442	35.738	41.720	274.8	27:14.954	31	1	3:30.966	2:17.176	36.719	37.071	213.4	1:03:31.005
11	1	10:38.086	9:24.244	37.497	36.345	168.0	37:53.040	32	1	1:47.534	34.296	36.551	36.687	276.9	1:05:18.539
12	1	1:46.816	34.661	35.983	36.172	270.0	39:39.856	33	1	1:47.697	34.357	36.448	36.892	276.2	1:07:06.236
13	1	1:48.396	34.335	37.982	36.079	274.8	41:28.252	34	1	1:49.111	34.604	37.728	36.779	276.2	1:08:55.347
14	1	1:51.667 B	34.324	35.797	41.546	272.7	43:19.919	35	1	1:47.137	34.568	36.272	36.297	275.5	1:10:42.484
15	2	12:34.238	...	38.937	38.823	203.4	55:54.157	36	1	1:47.566	34.542	36.671	36.353	250.0	1:12:30.050
16	2	1:50.342	35.133	37.884	37.325	262.1	57:44.499	37	1	1:48.592	34.711	37.392	36.489	258.4	1:14:18.642
17	2	1:48.857	34.708	36.633	37.516	270.7	59:33.356	38	1	1:52.617 B	34.396	36.226	41.995	273.4	1:16:11.259
18	2	1:48.848	34.505	37.485	36.858	273.4	1:01:22.204	39	3	3:41.587	2:28.197	36.698	36.692	214.3	1:19:52.846
19	2	1:48.508	34.459	36.673	37.376	272.7	1:03:10.712	40	3	1:47.548	34.487	36.218	36.843	275.5	1:21:40.394
20	2	1:49.155	34.443	36.666	38.046	272.0	1:04:59.867	41	3	1:47.407	34.370	36.398	36.639	276.9	1:23:27.801
21	2	1:47.487	34.483	36.317	36.687	273.4	1:06:47.354	42	3	1:47.986	34.510	37.094	36.382	277.6	1:25:15.787
22	2	1:48.438	34.558	37.281	36.599	272.7	1:08:35.792	43	3	1:46.976	34.196	36.339	36.441	277.6	1:27:02.763
23	2	1:47.736	34.580	36.469	36.687	272.7	1:10:23.528	44	3	1:46.765	34.340	36.164	36.261	276.9	1:28:49.528
24	2	1:48.107	34.951	36.532	36.624	270.7	1:12:11.635	45	3	1:48.529	34.297	37.183	37.049	276.9	1:30:38.057
25	2	1:49.024	35.527	36.735	36.762	270.7	1:14:00.659	14 Inter Europol Competition 1. James DAYSON 2. Mateusz KAPRZYK 3. Noam ABRAMCZYK Ligier JS P320 - Nissan LMP3							
26	2	1:48.371	34.949	36.535	36.887	274.8	1:15:49.030	1	3	3:02.595	1:45.756	38.936	37.903	206.9	3:02.595
27	2	1:54.735 B	35.284	37.078	42.373	258.4	1:17:43.765	2	3	1:47.903	34.611	36.440	36.852	270.7	4:50.498
13 Inter Europol Competition 1. Nicolas PINO 2. Charles CREWS 3. Guilherme OLIVEIRA Ligier JS P320 - Nissan LMP3								3	3	1:46.779	34.589	36.025	36.165	270.0	6:37.277
1	1	2:28.500	1:12.740	37.827	37.933	211.4	2:28.500	4	3	1:46.242	34.269	35.820	36.153	274.1	8:23.519
2	1	1:47.203	34.569	36.603	36.031	272.7	4:15.703	5	3	1:46.347	34.377	36.073	35.897	275.5	10:09.866
3	1	1:44.897	34.239	35.338	35.320	274.8	6:00.600	6	3	1:46.678	34.219	35.739	36.720	274.8	11:56.544
4	1	1:46.659	34.338	36.720	35.601	278.4	7:47.259	7	3	1:46.977	34.077	36.117	36.183	277.6	13:42.921
5	1	1:44.860	33.860	35.436	35.564	277.6	9:32.119	8	3	1:57.769 B	37.095	37.120	43.554	276.2	15:40.690
6	1	1:52.192 B	34.358	35.790	42.044	269.3	11:24.311	9	2	3:21.395	2:06.869	36.781	37.745	213.9	19:02.085
7	3	5:09.168	3:55.319	36.935	36.914	207.3	16:33.479	10	2	1:56.413	34.427	36.440	45.546	276.2	20:58.498
8	3	1:47.356	34.651	36.169	36.536	272.7	18:20.835	11	2	1:48.949	34.372	36.508	38.069	276.2	22:47.447
9	3	1:46.638	34.432	35.952	36.254	273.4	20:07.473	12	2	1:47.206	34.216	36.415	36.575	275.5	24:34.653
10	3	1:48.377	34.538	36.043	37.796	274.1	21:55.850	13	2	1:53.626	34.784	37.884	40.958	248.8	26:28.279
11	3	1:47.133	34.456	36.201	36.476	276.2	23:42.983	14	2	1:50.437	34.408	38.294	37.735	276.2	28:18.716
12	3	1:48.331	34.623	35.974	37.734	276.2	25:31.314	15	2	1:56.166 B	35.358	36.838	43.970	241.6	30:14.882
13	3	1:47.341	34.689	36.254	36.398	274.8	27:18.655	16	1	4:23.648	3:07.169	38.614	37.865	166.9	34:38.530
14	3	1:47.554	34.488	36.637	36.429	276.2	29:06.209	17	1	1:49.914	34.962	37.479	37.473	270.7	36:28.444
15	3	1:48.080	35.049	36.331	36.700	237.9	30:54.289	18	1	1:49.714	34.935	37.287	37.492	272.7	38:18.158
16	3	1:47.710	34.543	36.225	36.942	259.0	32:41.999	19	1	1:49.611	35.149	37.100	37.362	265.4	40:07.769
17	3	1:47.556	34.678	36.221	36.657	256.5	34:29.555	20	1	1:49.604	34.841	37.306	37.457	273.4	41:57.373
18	3	1:53.052 B	34.416	36.223	42.413	274.1	36:22.607	21	1	1:48.709	34.797	36.683	37.229	274.8	43:46.082
19	2	3:33.628	2:16.942	39.169	37.517	212.6	39:56.235	22	1	1:52.142	34.593	39.771	37.778	277.6	45:38.224
20	2	1:51.869	35.056	37.014	39.799	274.8	41:48.104	23	1	1:48.744	34.618	36.822	37.304	273.4	47:26.968
								24	1	2:49.685 B	1:28.281	37.588	43.816	273.4	50:16.653
								25	3	8:43.701	7:26.716	37.283	39.702	198.2	59:00.354





EUROPEAN LE MANS SERIES
4 Hours of Monza
Free Practice 1

Sector Analysis

Lap under Red Flag Invalidated Lap Personal Best Session Best B Crossing the pit lane

Lap	D	Time	Sector 1	Sector 2	Sector 3	T. Spd	Elapsed	Lap	D	Time	Sector 1	Sector 2	Sector 3	T. Spd	Elapsed
26	3	1:51.212	36.797	36.841	37.574	269.3	1:00:51.566	24	2	1:49.143	34.536	37.265	37.342	276.9	52:44.368
27	3	1:49.237	34.887	36.889	37.461	269.3	1:02:40.803	25	2	1:48.422	34.445	36.881	37.096	277.6	54:32.790
28	3	1:48.343	34.618	36.377	37.348	272.0	1:04:29.146	26	2	1:49.247	34.893	37.212	37.142	272.7	56:22.037
29	3	1:48.002	34.637	36.459	36.906	274.8	1:06:17.148	27	2	1:48.927	34.275	37.505	37.147	277.6	58:10.964
30	3	1:49.476	34.615	37.941	36.920	274.1	1:08:06.624	28	2	1:48.070	34.467	36.721	36.882	276.9	59:59.034
31	3	1:54.124 B	34.712	36.590	42.822	274.8	1:10:00.748	29	2	1:49.387	34.302	38.251	36.834	278.4	1:01:48.421
32	2	4:45.937	3:31.546	37.230	37.161	211.4	1:14:46.685	30	2	1:48.078	34.171	36.677	37.230	277.6	1:03:36.499
33	2	1:50.594	34.589	38.685	37.320	272.7	1:16:37.279	31	2	1:54.957 B	34.422	37.486	43.049	278.4	1:05:31.456
34	2	1:49.674	34.661	37.964	37.049	273.4	1:18:26.953	32	3	4:08.963	2:55.304	36.940	36.719	213.0	1:09:40.419
35	2	1:49.272	34.694	37.629	36.949	273.4	1:20:16.225	33	3	1:47.947	34.375	36.782	36.790	278.4	1:11:28.366
36	2	1:48.960	34.400	36.870	37.690	274.8	1:22:05.185	34	3	1:47.585	34.410	36.599	36.576	278.4	1:13:15.951
37	2	1:48.338	34.840	36.591	36.907	272.0	1:23:53.523	35	3	1:46.738	34.201	36.022	36.505	276.2	1:15:02.689
38	2	1:47.518	34.535	36.300	36.683	274.8	1:25:41.041	36	3	1:47.319	34.185	36.617	36.517	274.1	1:16:50.008
39	2	1:56.159 B	34.579	37.103	44.477	276.2	1:27:37.200	37	3	1:48.131	34.272	37.361	36.498	276.9	1:18:38.139

15 **RLR MSport** Ligier JS P320 - Nissan
1.Horst FELBERMAYR JR 3.Austin MCCUSKER LMP3
2.Valentino CATALANO

1	2	15:24.890	...	36.591	35.940	210.5	15:24.890
2	2	1:45.702	34.284	35.676	35.742	274.8	17:10.592
3	2	1:45.736	34.168	35.697	35.871	277.6	18:56.328
4	2	1:53.125 B	34.020	36.474	42.631	277.6	20:49.453
5	3	4:37.275	3:23.158	37.536	36.581	182.1	25:26.728
6	3	1:48.328	34.443	36.099	37.786	276.2	27:15.056
7	3	1:52.424 B	34.351	35.991	42.082	275.5	29:07.480
8	1	3:58.833	2:41.460	38.244	39.129	136.5	33:06.313
9	1	1:49.846	34.849	37.682	37.315	273.4	34:56.159
10	1	1:58.602 B	35.049	37.533	46.020	257.8	36:54.761

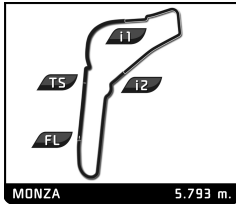
17 **COOL Racing** Ligier JS P320 - Nissan
1.Maurice SMITH 3.Malthe JAKOBSEN LMP3
2.Michael BENHAM

1	1	7:51.776	6:35.392	38.230	38.154	204.2	7:51.776
2	1	1:49.323	34.885	36.939	37.499	273.4	9:41.099
3	1	1:47.412	34.405	36.452	36.555	274.8	11:28.511
4	1	1:47.525	34.153	36.434	36.938	278.4	13:16.036
5	1	1:55.137 B	34.311	37.153	43.673	277.6	15:11.173
6	1	2:35.021	1:20.341	36.838	37.842	213.0	17:46.194
7	1	1:47.752	34.362	36.534	36.856	277.6	19:33.946
8	1	1:48.106	34.539	36.574	36.993	275.5	21:22.052
9	1	1:47.911	34.230	36.675	37.006	279.1	23:09.963
10	1	1:47.767	34.250	36.690	36.827	278.4	24:57.730
11	1	1:48.558	34.631	36.816	37.111	276.9	26:46.288
12	1	1:47.877	34.406	36.347	37.124	277.6	28:34.165
13	1	1:47.854	34.494	36.535	36.825	277.6	30:22.019
14	1	1:49.728	34.360	37.637	37.731	279.1	32:11.747
15	1	1:48.990	34.481	36.739	37.770	276.2	34:00.737
16	1	1:54.773 B	34.460	36.969	43.344	276.2	35:55.510
17	2	3:51.638	2:36.576	37.439	37.623	212.2	39:47.148
18	2	1:49.289	34.445	37.424	37.420	276.2	41:36.437
19	2	1:48.021	34.265	36.686	37.070	276.2	43:24.458
20	2	2:00.505	34.684	36.791	49.030	278.4	45:24.963
21	2	1:51.117	35.893	37.581	37.643	234.3	47:16.080
22	2	1:51.050	34.988	37.551	38.511	265.4	49:07.130
23	2	1:48.095	34.280	36.715	37.100	276.2	50:55.225

18 **Absolute Racing** Porsche 911 RSR - 19
1.Andrew HARYANTO 3.Alessio PICARIELLO LMGT E
2.Martin RUMP

1	3	3:59.512	2:41.993	39.630	37.889	184.9	3:59.512
2	3	1:49.450	35.016	37.110	37.324	269.3	5:48.962
3	3	1:49.205	34.811	37.128	37.266	271.4	7:38.167
4	3	1:48.939	34.856	36.896	37.187	270.0	9:27.106
5	3	1:48.858	34.865	36.861	37.132	270.0	11:15.964
6	3	1:56.331 B	35.396	37.097	43.838	266.0	13:12.295
7	3	6:10.799	4:56.121	37.300	37.378	206.5	19:23.094
8	3	1:48.851	34.803	36.946	37.102	270.7	21:11.945
9	3	1:48.998	34.751	36.994	37.253	272.0	23:00.943
10	3	1:49.190	34.713	37.140	37.337	272.7	24:50.133
11	3	1:56.876 B	34.785	37.012	45.079	270.0	26:47.009
12	3	4:18.921	3:01.346	38.099	39.476	203.8	31:05.930
13	3	1:49.120	34.855	37.128	37.137	272.0	32:55.050
14	3	1:49.389	34.912	37.179	37.298	270.7	34:44.439
15	3	1:48.895	34.878	36.831	37.186	272.7	36:33.334
16	3	1:55.280 B	35.017	37.069	43.194	269.3	38:28.614
17	2	3:26.593 B	2:00.585	37.988	48.020	204.9	41:55.207
18	2	3:29.154	2:12.200	37.740	39.214	206.1	45:24.361
19	2	1:51.195	35.519	37.775	37.901	270.7	47:15.556
20	2	1:52.443	35.279	37.690	39.474	270.0	49:07.999
21	2	1:50.226	35.250	37.362	37.614	269.3	50:58.225
22	2	1:50.576	35.366	37.542	37.668	270.7	52:48.801
23	2	1:49.887	35.271	37.110	37.506	268.7	54:38.688
24	2	1:50.082	35.233	37.223	37.626	270.7	56:28.770
25	2	1:52.993	35.695	37.834	39.464	270.0	58:21.763
26	2	1:50.220	35.220	37.370	37.630	272.7	1:00:11.983
27	2	1:50.064	35.209	37.378	37.477	270.7	1:02:02.047
28	2	1:49.911	35.186	37.176	37.549	269.3	1:03:51.958
29	2	1:49.976	35.180	37.229	37.567	270.0	1:05:41.934





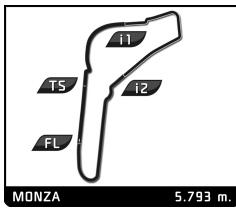
EUROPEAN LE MANS SERIES
4 Hours of Monza
Free Practice 1

Sector Analysis

Lap under Red Flag Invalidated Lap Personal Best Session Best Crossing the pit lane

Lap	D	Time	Sector 1	Sector 2	Sector 3	T. Spd	Elapsed	Lap	D	Time	Sector 1	Sector 2	Sector 3	T. Spd	Elapsed
15	1	1:48.521	35.071	36.566	36.884	268.0	35:01.652	21	1	1:43.285	32.865	35.841	34.579	290.3	50:59.487
16	1	1:48.334	34.449	37.021	36.864	276.2	36:49.986	22	1	1:44.363	33.460	35.542	35.361	278.4	52:43.850
17	1	1:47.739	34.507	36.549	36.683	276.9	38:37.725	23	1	1:43.505	32.881	35.964	34.660	292.7	54:27.355
18	1	1:48.302	34.466	37.263	36.573	279.1	40:26.027	24	1	1:48.065 B	33.062	34.929	40.074	291.9	56:15.420
19	1	1:47.246	34.429	36.335	36.482	279.8	42:13.273	25	2	14:45.939	...	35.617	35.021	225.5	1:11:01.359
20	1	1:47.398	34.423	36.277	36.698	272.7	44:00.671	26	2	1:42.500	32.786	34.947	34.767	292.7	1:12:43.859
21	1	1:53.665 B	34.497	36.588	42.580	279.1	45:54.336	27	2	1:41.904	32.570	34.801	34.533	296.7	1:14:25.763
22	2	3:42.925	2:25.191	39.405	38.329	204.5	49:37.261	28	2	1:42.885	32.483	35.086	35.316	296.7	1:16:08.648
23	2	1:51.460	35.348	38.207	37.905	242.7	51:28.721	29	2	1:41.479	32.440	34.662	34.377	296.7	1:17:50.127
24	2	1:50.394	35.337	37.385	37.672	273.4	53:19.115	30	2	1:42.413	32.569	34.744	35.100	298.3	1:19:32.540
25	2	1:49.360	34.813	37.127	37.420	274.8	55:08.475	31	2	1:41.848	32.434	34.668	34.746	299.2	1:21:14.388
26	2	1:49.322	34.549	37.461	37.312	277.6	56:57.797	32	2	1:41.600	32.761	34.502	34.337	299.2	1:22:55.988
27	2	1:49.511	34.515	37.083	37.913	276.9	58:47.308	33	2	1:41.655	32.603	34.538	34.514	284.2	1:24:37.643
28	2	1:48.272	34.452	36.929	36.891	278.4	1:00:35.580	34	2	1:42.547	32.542	35.041	34.964	299.2	1:26:20.190
29	2	1:48.838	34.657	37.077	37.104	277.6	1:02:24.418	35	2	1:41.713	32.533	34.775	34.405	290.3	1:28:01.903
30	2	1:49.331	34.462	37.226	37.643	277.6	1:04:13.749	36	2	1:41.608	32.462	34.708	34.438	299.2	1:29:43.511
31	2	1:49.462	34.491	36.998	37.973	279.8	1:06:03.211	37	2	1:41.398	32.367	34.629	34.402	299.2	1:31:24.909
32	2	1:49.553	34.938	37.226	37.389	279.8	1:07:52.764	30 Duqueine Team 1. Memo ROJAS 2. Reshad DE GERUS 3. Richard BRADLEY Oreca 07 - Gibson LMP2							
33	2	1:48.962	34.627	37.258	37.077	280.5	1:09:41.726	1	2	2:53.100	1:35.063	40.612	37.425	176.5	2:53.100
34	2	1:49.008	34.705	37.016	37.287	279.1	1:11:30.734	2	2	1:41.215	32.388	34.828	33.999	291.9	4:34.315
35	2	1:49.144	34.399	37.037	37.708	279.1	1:13:19.878	3	2	1:40.941	33.585	33.964	33.392	268.0	6:15.256
36	2	2:02.842 B	34.649	37.109	51.084	274.8	1:15:22.720	4	2	1:40.065	32.398	34.258	33.409	291.1	7:55.321
37	3	3:32.660	2:18.975	36.876	36.809	214.3	1:18:55.380	5	2	1:49.895 B	32.557	35.416	41.922	291.9	9:45.216
38	3	1:47.570	34.417	36.538	36.615	277.6	1:20:42.950	6	1	12:19.476	...	35.875	35.155	221.3	22:04.692
39	3	1:47.496	34.443	36.349	36.704	279.8	1:22:30.446	7	1	1:42.566	32.967	35.181	34.418	288.0	23:47.258
40	3	1:47.032	34.460	36.164	36.408	277.6	1:24:17.478	8	1	1:42.509	32.808	34.558	35.143	290.3	25:29.767
41	3	1:47.641	34.490	36.500	36.651	277.6	1:26:05.119	9	1	1:43.779	33.312	34.718	35.749	288.8	27:13.546
42	3	1:47.401	34.312	36.194	36.895	278.4	1:27:52.520	10	1	1:41.493	32.801	34.569	34.123	291.1	28:55.039
43	3	1:58.367	36.635	44.154	37.578	279.1	1:29:50.887	11	1	1:48.733 B	32.939	34.849	40.945	291.9	30:43.772
44	3	1:47.336	34.284	36.392	36.660	276.9	1:31:38.223	12	1	8:46.812	7:36.998	35.200	34.614	219.5	39:30.584
28 IDEC Sport 1. Paul LAFARGUE 2. Paul Loup CHATIN 3. Patrick PILET Oreca 07 - Gibson LMP2								13	1	1:41.911	32.804	34.828	34.279	292.7	41:12.495
1	3	1:55.336	44.118	34.830	36.388	193.2	1:55.336	14	1	1:42.574	32.915	34.994	34.665	294.3	42:55.069
2	3	1:39.628	32.225	33.960	33.443	296.7	3:34.964	15	1	1:48.763 B	32.948	34.862	40.953	295.1	44:43.832
3	3	1:43.533	32.701	35.541	35.291	300.8	5:18.497	16	3	2:58.799	1:48.575	35.915	34.309	213.4	47:42.631
4	3	1:48.509 B	32.087	33.831	42.591	300.0	7:07.006	17	3	1:45.215	35.443	35.639	34.133	272.0	49:27.846
5	3	6:26.417	5:17.698	34.682	34.037	225.9	13:33.423	18	3	1:41.978	33.282	34.498	34.198	289.5	51:09.824
6	3	1:40.699	32.338	34.523	33.838	297.5	15:14.122	19	3	1:42.978	32.982	35.688	34.308	289.5	52:52.802
7	3	1:40.923	32.238	34.353	34.332	299.2	16:55.045	20	3	1:42.013	32.942	34.871	34.200	289.5	54:34.815
8	3	1:40.359	32.455	34.104	33.800	297.5	18:35.404	21	3	1:43.683	33.154	36.545	33.984	288.8	56:18.498
9	3	1:41.228	32.583	34.567	34.078	294.3	20:16.632	22	3	1:43.422	32.925	34.761	35.736	290.3	58:01.920
10	3	1:42.111	33.710	34.466	33.935	290.3	21:58.743	23	3	1:42.354	32.958	35.431	33.965	291.1	59:44.274
11	3	1:41.541	32.334	35.161	34.046	300.8	23:40.284	24	3	1:41.953	33.209	34.426	34.318	288.0	1:01:26.227
12	3	1:47.682 B	32.736	34.818	40.128	274.8	25:27.966	25	3	1:42.814	33.070	34.557	35.187	288.0	1:03:09.041
13	1	11:38.227	...	36.018	35.074	224.5	37:06.193	26	3	1:47.822 B	32.955	34.556	40.311	288.8	1:04:56.863
14	1	1:46.003	33.128	37.091	35.784	281.2	38:52.196	27	2	5:37.941	4:28.972	34.789	34.180	207.7	1:10:34.804
15	1	1:42.829	32.906	35.402	34.521	291.9	40:35.025	28	2	1:41.636	32.836	34.644	34.156	288.8	1:12:16.440
16	1	1:44.177	33.099	34.760	36.318	295.9	42:19.202	29	2	1:42.875	32.859	35.186	34.830	291.9	1:13:59.315
17	1	1:43.126	32.656	35.841	34.629	298.3	44:02.328	30	2	1:48.423 B	32.820	34.601	41.002	291.9	1:15:47.738
18	1	1:42.189	32.730	34.832	34.627	299.2	45:44.517	31	2	8:48.788	7:38.583	35.269	34.936	206.1	1:24:36.526
19	1	1:43.834	33.026	35.325	35.483	295.1	47:28.351	32	2	1:42.722	33.012	35.506	34.204	282.7	1:26:19.248
20	1	1:47.851	38.010	35.261	34.580	285.7	49:16.202	33	2	1:41.393	32.619	34.583	34.191	294.3	1:28:00.641





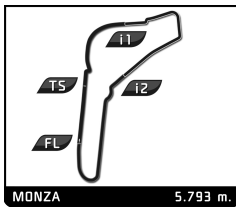
EUROPEAN LE MANS SERIES
4 Hours of Monza
Free Practice 1

Sector Analysis

Lap under Red Flag Invalidated Lap Personal Best Session Best Crossing the pit lane

Lap	D	Time	Sector 1	Sector 2	Sector 3	T. Spd	Elapsed	Lap	D	Time	Sector 1	Sector 2	Sector 3	T. Spd	Elapsed							
34	2	1:41.201	32.708	34.504	33.989	294.3	1:29:41.842	32	Rinaldi Racing 1.Pierre EHRET 2.Nicolas VARRONE	Ferrari 488 GTE Evo LMGTE	3.Gabriele LANCIERI	1	3	5:42.905	4:23.841	40.244	38.820	166.4	5:42.905			
35	2	1:42.037	32.661	34.583	34.793	294.3	1:31:23.879					2	3	1:57.401	35.924	40.245	41.232	264.7	7:40.306			
31	TDS Racing x Vaillante 1.Philippe CIMADOMO 2.Mathias BECHE	Oreca 07 - Gibson LMP2 P/A	1	2	2:09.933	56.197	36.540	37.196	196.4	2:09.933	3	3	1:50.965	35.461	37.551	37.953	268.0	9:31.271				
			2	2	1:45.279	32.645	35.182	37.452	290.3	3:55.212	4	3	1:51.364	35.386	37.866	38.112	268.7	11:22.635				
			3	2	1:39.733	32.330	34.058	33.345	292.7	5:34.945	5	3	1:50.873	35.417	37.497	37.959	269.3	13:13.508				
			4	2	1:44.038	32.294	34.728	37.016	292.7	7:18.983	6	3	1:50.616	35.266	37.613	37.737	269.3	15:04.124				
			5	2	1:40.283	32.319	34.067	33.897	293.5	8:59.266	7	3	1:51.066	35.346	37.598	38.122	268.0	16:55.190				
			6	2	1:45.949 B	32.353	33.979	39.617	293.5	10:45.215	8	3	1:51.245	35.374	37.958	37.913	265.4	18:46.435				
			7	1	5:46.478	4:32.636	36.955	36.887	192.9	16:31.693	9	3	1:50.770	35.179	37.712	37.879	269.3	20:37.205				
			8	1	1:46.208	33.761	36.572	35.875	285.0	18:17.901	10	3	1:53.037	35.482	38.261	39.294	255.3	22:30.242				
			9	1	1:44.151	33.386	35.711	35.054	288.0	20:02.052	11	3	1:50.836	35.177	37.678	37.981	270.7	24:21.078				
			10	1	1:43.636	33.074	35.304	35.258	288.8	21:45.688	12	3	1:52.082	35.656	38.176	38.250	268.0	26:13.160				
			11	1	1:44.540	33.203	35.592	35.745	288.8	23:30.228	13	3	1:50.725	35.253	37.614	37.858	269.3	28:03.885				
			12	1	1:44.445	33.247	35.507	35.691	291.1	25:14.673	14	3	1:51.432	35.517	37.773	38.142	267.3	29:55.317				
			13	1	1:44.327	33.744	35.389	35.194	289.5	26:59.000	15	3	1:51.252	35.377	37.654	38.221	268.7	31:46.569				
			14	1	1:48.885	37.611	36.184	35.090	291.9	28:47.885	16	3	1:51.385	35.230	38.015	38.140	267.3	33:37.954				
			15	1	1:52.748 B	33.216	36.302	43.230	291.9	30:40.633	17	3	1:57.368 B	35.309	37.675	44.384	268.7	35:35.322				
			16	3	3:41.310	2:30.016	36.539	34.755	191.5	34:21.943	18	2	2:31.734	2:15.723	37.944	38.067	192.5	39:07.056				
			17	3	1:42.124	32.933	34.969	34.222	290.3	36:04.067	19	2	1:51.581	35.648	37.598	38.335	269.3	40:58.637				
			18	3	1:42.225	33.252	34.740	34.233	265.4	37:46.292	20	2	2:00.951	41.081	41.715	38.155	190.8	42:59.588				
			19	3	1:42.148	32.794	34.650	34.704	292.7	39:28.440	21	2	1:50.516	35.082	37.573	37.861	273.4	44:50.104				
			20	3	1:40.947	32.778	34.306	33.863	292.7	41:09.387	22	2	1:52.749	35.090	39.615	38.044	270.0	46:42.853				
			21	3	1:42.062	32.647	35.400	34.015	293.5	42:51.449	23	2	1:50.260	35.024	37.499	37.737	270.0	48:33.113				
			22	3	1:41.400	32.834	34.520	34.046	292.7	44:32.849	24	2	1:50.082	35.012	37.509	37.561	270.0	50:23.195				
			23	3	1:44.503	32.762	34.455	37.286	286.5	46:17.352	25	2	1:57.558 B	34.993	37.831	44.734	271.4	52:20.753				
			24	3	1:42.374	32.740	35.306	34.328	292.7	47:59.726	26	1	5:50.151 B	4:20.377	39.602	50.172	174.2	58:10.904				
			25	3	1:43.855	34.736	34.798	34.321	251.2	49:43.581	27	1	3:58.776	2:40.749	38.823	39.204	194.9	1:02:09.680				
			26	3	1:52.345 B	33.474	35.181	43.690	268.7	51:35.926	28	1	1:52.452	35.437	38.149	38.866	264.7	1:04:02.132				
			27	1	3:49.661	2:37.351	36.723	35.587	221.3	55:25.587	29	1	1:52.126	35.521	37.814	38.791	266.0	1:05:54.258				
			28	1	1:45.715	34.279	36.100	35.336	266.0	57:11.302	30	1	1:52.282	35.762	37.985	38.535	266.0	1:07:46.540				
			29	1	1:46.966	33.372	36.663	36.931	285.7	58:58.268	31	1	1:51.885	35.525	37.859	38.501	268.7	1:09:38.425				
			30	1	1:44.481	33.180	35.562	35.739	288.0	1:00:42.749	32	1	1:52.470	35.537	38.327	38.606	267.3	1:11:30.895				
			31	1	1:45.810	33.708	36.734	35.368	264.1	1:02:28.559	33	1	1:54.241	35.481	39.752	39.008	268.7	1:13:25.136				
			32	1	2:21.081	1:09.813	35.940	35.328	282.0	1:04:49.640	34	1	1:52.995	35.431	38.416	39.148	267.3	1:15:18.131				
			33	1	1:43.798	33.183	35.520	35.095	285.7	1:06:33.438	35	1	1:55.710	35.838	41.031	38.841	265.4	1:17:13.841				
			34	1	1:45.539	33.004	36.991	35.544	287.2	1:08:18.977	36	1	1:54.298	36.767	38.561	38.970	267.3	1:19:08.139				
			35	1	1:58.384 B	36.068	36.713	45.603	291.9	1:10:17.361	37	1	1:52.714	35.620	38.124	38.970	268.7	1:21:00.853				
			36	2	3:19.312	2:07.749	36.935	34.628	225.0	1:13:36.673	38	1	1:53.569	36.589	38.190	38.790	270.0	1:22:54.422				
			37	2	1:41.811	32.729	34.867	34.215	287.2	1:15:18.484	39	1	2:00.420	42.130	38.814	39.476	268.7	1:24:54.842				
			38	2	1:43.396	32.883	35.292	35.221	275.5	1:17:01.880	40	1	1:53.729	35.954	38.704	39.071	266.7	1:26:48.571				
			39	2	1:41.502	32.877	34.652	33.973	290.3	1:18:43.382	41	1	1:53.197	35.545	38.644	39.008	266.0	1:28:41.768				
			40	2	1:41.783	32.842	34.819	34.122	278.4	1:20:25.165	42	1	1:53.123	35.563	38.289	39.271	266.7	1:30:34.891				
			41	2	1:41.031	32.617	34.364	34.050	286.5	1:22:06.196	33	Rinaldi Racing 1.Christian HOOK 2.Fabrizio CRESTANI	Ferrari 488 GTE Evo LMGTE	3.Jeroen BLEEKEMOLEN	1	2	3:34.182	2:18.320	38.070	37.792	200.4	3:34.182
			42	2	1:41.713	33.394	34.163	34.156	260.9	1:23:47.909					2	2	1:51.320	35.796	37.582	37.942	265.4	5:25.502
			43	2	1:41.750	32.830	34.755	34.165	285.7	1:25:29.659					3	2	1:51.073	35.247	37.321	38.505	264.1	7:16.575
			44	2	1:41.836	32.881	34.348	34.607	279.1	1:27:11.495					4	2	1:49.628	35.084	37.232	37.312	264.7	9:06.203
			45	2	1:41.670	32.656	34.296	34.718	288.8	1:28:53.165					5	2	1:49.870	35.085	37.353	37.432	264.7	10:56.073
			46	2	1:41.805	32.632	34.888	34.285	287.2	1:30:34.970												



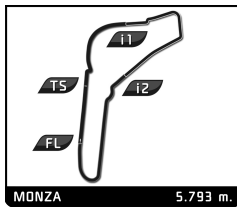


EUROPEAN LE MANS SERIES
4 Hours of Monza
Free Practice 1

Sector Analysis

												Lap under Red Flag		Invalidated Lap		Personal Best		Session Best		B Crossing the pit lane	
Lap	D	Time	Sector 1	Sector 2	Sector 3	T. Spd	Elapsed	Lap	D	Time	Sector 1	Sector 2	Sector 3	T. Spd	Elapsed						
6	2	1:51.547	34.910	37.243	39.394	267.3	12:47.620	15	1	1:41.566	32.682	34.728	34.156	292.7	30:23.491						
7	2	1:51.665	34.980	38.486	38.199	268.7	14:39.285	16	1	1:53.994 B	33.485	37.446	43.063	294.3	32:17.485						
8	2	1:50.694	35.058	37.358	38.278	268.7	16:29.979	17	2	3:29.387	2:19.217	35.423	34.747	224.1	35:46.872						
9	2	1:56.677 B	35.068	37.248	44.361	267.3	18:26.656	18	2	1:40.979	32.843	34.225	33.911	288.0	37:27.851						
10	2	3:20.631	2:04.931	37.276	38.424	205.3	21:47.287	19	2	1:41.155	32.633	34.687	33.835	291.1	39:09.006						
11	2	1:51.595	35.278	37.685	38.632	270.0	23:38.882	20	2	1:40.784	32.946	34.096	33.742	288.8	40:49.790						
12	2	1:56.917 B	35.243	37.746	43.928	268.0	25:35.799	21	2	1:41.071	32.521	34.297	34.253	292.7	42:30.861						
13	1	5:41.613	4:21.283	40.222	40.108	180.3	31:17.412	22	2	1:42.833	32.671	35.526	34.636	292.7	44:13.694						
14	1	1:55.910	36.663	39.236	40.011	228.8	33:13.322	23	2	1:42.084	33.007	33.990	35.087	285.0	45:55.778						
15	1	1:54.429	36.632	38.706	39.091	247.1	35:07.751	24	2	1:48.576 B	32.903	34.391	41.282	284.2	47:44.354						
16	1	1:53.452	35.942	38.730	38.780	264.1	37:01.203	25	2	4:55.484	3:45.372	35.106	35.006	221.3	52:39.838						
17	1	1:55.278	36.497	39.761	39.020	262.8	38:56.481	26	2	1:42.900	32.940	35.071	34.889	281.2	54:22.738						
18	1	1:53.377	35.949	38.475	38.953	264.1	40:49.858	27	2	1:42.548	32.800	34.295	35.453	291.9	56:05.286						
19	1	2:00.197 B	35.955	38.784	45.458	262.1	42:50.055	28	2	1:44.299	34.692	34.545	35.062	255.3	57:49.585						
20	1	4:07.862	2:50.853	38.420	38.589	204.9	46:57.917	29	2	1:42.535	32.819	34.263	35.453	272.0	59:32.120						
21	1	1:52.410	35.944	38.059	38.407	258.4	48:50.327	30	2	1:40.769	32.800	34.253	33.716	285.7	1:01:12.889						
22	1	2:15.370	53.008	42.352	40.010	260.9	51:05.697	31	2	1:43.636	32.602	37.376	33.658	288.0	1:02:56.525						
23	1	1:52.961	35.807	38.534	38.620	262.1	52:58.658	32	2	1:41.296	32.618	34.581	34.097	289.5	1:04:37.821						
24	1	1:52.221	35.544	38.255	38.422	262.8	54:50.879	33	2	1:46.592 B	32.790	34.049	39.753	286.5	1:06:24.413						
25	1	1:52.152	35.664	38.011	38.477	263.4	56:43.031	34	3	3:45.085	2:32.977	37.253	34.855	227.4	1:10:09.498						
26	1	1:51.861	35.804	37.915	38.142	263.4	58:34.892	35	3	1:41.757	32.756	34.556	34.445	290.3	1:11:51.255						
27	1	1:51.728	35.619	37.973	38.136	262.8	1:00:26.620	36	3	1:43.028	33.314	35.642	34.072	285.0	1:13:34.283						
28	1	1:51.267	35.566	37.607	38.094	262.1	1:02:17.887	37	3	1:43.046	32.727	35.026	35.293	288.8	1:15:17.329						
29	1	1:51.931	35.518	37.846	38.567	262.8	1:04:09.818	38	3	1:43.773	33.354	35.350	35.069	282.0	1:17:01.102						
30	1	1:59.506 B	36.325	37.914	45.267	263.4	1:06:09.324	39	3	1:41.046	32.827	34.327	33.892	288.0	1:18:42.148						
31	3	4:14.428	2:56.613	39.149	38.666	199.3	1:10:23.752	40	3	1:41.215	32.713	34.395	34.107	290.3	1:20:23.363						
32	3	1:52.078	35.842	37.763	38.473	263.4	1:12:15.830	41	3	1:41.505	32.675	34.252	34.578	292.7	1:22:04.868						
33	3	1:51.049	35.420	37.534	38.095	265.4	1:14:06.879	42	3	1:40.726	32.829	34.013	33.884	288.8	1:23:45.594						
34	3	1:51.133	35.508	37.503	38.122	265.4	1:15:58.012	43	3	1:40.734	32.519	34.122	34.093	291.9	1:25:26.328						
35	3	1:51.055	35.360	37.645	38.050	265.4	1:17:49.067	44	3	1:47.741 B	32.660	35.057	40.024	292.7	1:27:14.069						
36	3	1:50.979	35.416	37.582	37.981	266.0	1:19:40.046	35 BHK Motorsport							Oreca 07 - Gibson						
37	3	1:50.665	35.257	37.514	37.894	266.7	1:21:30.711	1.Francesco DRACONE							LMP2						
38	3	1:56.625 B	35.294	37.538	43.793	269.3	1:23:27.336	2.Markus POMMER													
39	3	3:37.694	2:21.190	38.101	38.403	198.5	1:27:05.030	1	3	4:35.009	3:20.360	35.643	39.006	209.7	4:35.009						
40	3	1:50.567	35.257	37.486	37.824	268.0	1:28:55.597	2	3	1:42.786	33.565	34.898	34.323	248.3	6:17.795						
41	3	1:50.579	35.140	37.562	37.877	266.7	1:30:46.176	3	3	1:40.651	32.685	34.015	33.951	285.0	7:58.446						
34 Racing Team Turkey																Oreca 07 - Gibson					
1.Salih YOLUC																LMP2 P/A					
2.Charlie EASTWOOD																					
1	3	3:33.721	2:24.128	35.964	33.629	197.8	3:33.721	4	3	1:42.305	32.464	34.185	35.656	283.5	9:40.751						
2	3	1:38.701	32.198	33.449	33.054	292.7	5:12.422	5	3	1:50.216 B	33.464	34.885	41.867	284.2	11:30.967						
3	3	1:57.071	36.041	41.923	39.107	296.7	7:09.493	6	3	10:18.692	9:09.145	35.234	34.313	223.6	21:49.659						
4	3	1:43.052	32.361	36.732	33.959	292.7	8:52.545	7	3	1:41.601	32.740	34.564	34.297	285.0	23:31.260						
5	3	1:38.690	32.185	33.370	33.135	292.7	10:31.235	8	3	1:43.671	32.608	35.395	35.668	286.5	25:14.931						
6	3	1:50.628 B	32.168	33.464	44.996	295.9	12:21.863	9	3	1:41.400	33.000	34.338	34.062	285.7	26:56.331						
7	1	4:24.008	3:04.923	38.683	40.402	224.1	16:45.871	10	3	1:41.489	32.771	34.570	34.148	285.7	28:37.820						
8	1	1:42.626	33.044	34.828	34.754	288.8	18:28.497	11	3	1:42.873	32.668	34.336	35.869	285.7	30:20.693						
9	1	1:42.539	32.858	35.505	34.176	290.3	20:11.036	12	3	1:52.000 B	33.506	37.162	41.332	288.8	32:12.693						
10	1	1:42.215	32.590	34.619	35.006	295.1	21:53.251	13	1	12:42.385	...	36.665	35.916	217.7	44:55.078						
11	1	1:42.799	32.538	34.589	35.672	293.5	23:36.050	14	1	1:45.527	33.340	35.848	36.339	274.1	46:40.605						
12	1	1:41.547	32.666	34.673	34.208	294.3	25:17.597	15	1	1:44.797	33.130	35.974	35.693	283.5	48:25.402						
13	1	1:41.836	32.640	34.589	34.607	291.9	26:59.433	16	1	1:44.921	33.954	35.553	35.414	230.8	50:10.323						
14	1	1:42.492	32.851	34.611	35.030	293.5	28:41.925	17	1	1:43.545	33.212	35.251	35.082	288.8	51:53.868						
								18	1	1:45.280	33.173	36.227	35.880	287.2	53:39.148						
								19	1	1:46.534	34.600	36.681	35.253	279.8	55:25.682						
								20	1	1:44.475	32.976	36.161	35.338	286.5	57:10.157						





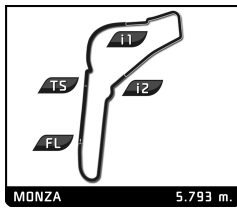
EUROPEAN LE MANS SERIES
4 Hours of Monza
Free Practice 1

Sector Analysis

Lap under Red Flag Invalidated Lap Personal Best Session Best B Crossing the pit lane

Lap	D	Time	Sector 1	Sector 2	Sector 3	T. Spd	Elapsed	Lap	D	Time	Sector 1	Sector 2	Sector 3	T. Spd	Elapsed
21	1	1:47.042	33.652	37.031	36.359	267.3	58:57.199	33	3	1:40.931	32.612	34.245	34.074	295.1	1:22:20.443
22	1	1:44.188	33.205	35.314	35.669	280.5	1:00:41.387	34	3	1:40.230	32.426	34.073	33.731	294.3	1:24:00.673
23	1	1:43.831	33.236	35.779	34.816	275.5	1:02:25.218	35	3	1:41.874	32.545	35.434	33.895	282.0	1:25:42.547
24	1	1:44.469	33.485	35.042	35.942	264.1	1:04:09.687	36	3	1:43.242	34.566	34.891	33.785	295.1	1:27:25.789
25	1	1:44.066	32.928	35.551	35.587	288.0	1:05:53.753	37	3	1:49.437 B	32.334	34.799	42.304	295.9	1:29:15.226
26	1	1:43.466	33.045	35.241	35.180	285.7	1:07:37.219	40 Graff Racing Oreca 07 - Gibson LMP2 P/A 1. Eric TROUILLET 3. David DROUX 2. Sébastien PAGE							
27	1	1:44.822	33.585	35.671	35.566	270.0	1:09:22.041	1	3	2:38.465	1:24.192	36.787	37.486	196.4	2:38.465
28	1	1:51.748 B	33.750	35.399	42.599	289.5	1:11:13.789	2	3	1:41.163	32.707	34.000	34.456	291.1	4:19.628
29	2	3:19.943	2:09.123	35.411	35.409	110.9	1:14:33.732	3	3	2:04.131 B	37.983	41.224	44.924	246.0	6:23.759
30	2	1:45.535	34.628	35.955	34.952	266.7	1:16:19.267	4	3	7:36.542	6:23.238	35.640	37.664	225.5	14:00.301
31	2	1:44.053	33.297	35.642	35.114	282.7	1:18:03.320	5	3	1:40.914	32.546	33.970	34.398	291.9	15:41.215
32	2	1:42.926	33.071	35.171	34.684	280.5	1:19:46.246	6	3	1:40.129	32.364	33.864	33.901	293.5	17:21.344
33	2	1:44.320	33.184	35.328	35.808	269.3	1:21:30.566	7	3	1:49.731 B	32.656	35.273	41.802	294.3	19:11.075
34	2	1:43.213	33.131	34.761	35.321	287.2	1:23:13.779	8	2	5:10.290	3:57.981	36.422	35.887	224.5	24:21.365
35	2	1:43.962	32.923	35.514	35.525	283.5	1:24:57.741	9	2	1:45.930	34.176	35.971	35.783	291.1	26:07.295
36	2	1:42.838	33.094	35.097	34.647	279.1	1:26:40.579	10	2	1:44.882	33.256	35.956	35.670	291.9	27:52.177
37	2	1:42.335	33.041	34.561	34.733	282.7	1:28:22.914	11	2	1:45.222	33.115	35.884	36.223	292.7	29:37.399
38	2	1:43.895	33.278	34.925	35.692	262.8	1:30:06.809	12	2	1:45.645	33.812	36.025	35.808	285.0	31:23.044
37 COOL Racing Oreca 07 - Gibson LMP2 1. Nicolas LAPIERRE 3. Yifei YE 2. Niklas KRUETTEN								13	2	1:44.774	33.286	36.066	35.422	291.1	33:07.818
1	3	11:56.601	...	38.328	37.169	223.1	11:56.601	14	2	1:44.564	33.163	35.899	35.502	292.7	34:52.382
2	3	1:39.192	32.192	33.786	33.214	293.5	13:35.793	15	2	1:53.967 B	34.069	37.282	42.616	241.6	36:46.349
3	3	1:40.569	32.011	33.685	34.873	296.7	15:16.362	16	1	5:14.449	4:02.191	36.753	35.505	209.7	42:00.798
4	3	1:40.138	32.002	33.635	34.501	297.5	16:56.500	17	1	1:43.983	33.009	35.612	35.362	290.3	43:44.781
5	3	1:46.834 B	32.860	33.712	40.262	274.8	18:43.334	18	1	1:43.157	32.993	35.156	35.008	294.3	45:27.938
6	2	4:28.341	3:19.377	34.971	33.993	225.0	23:11.675	19	1	1:44.488	33.065	36.072	35.351	291.1	47:12.426
7	2	1:42.844	32.701	36.279	33.864	295.1	24:54.519	20	1	1:51.340 B	33.098	35.872	42.370	290.3	49:03.766
8	2	1:41.169	32.848	34.396	33.925	291.9	26:35.688	21	1	5:47.683	4:35.851	36.375	35.457	221.8	54:51.449
9	2	1:43.622	32.902	34.133	36.587	270.0	28:19.310	22	1	1:44.432	33.216	35.665	35.551	289.5	56:35.881
10	2	1:40.954	32.699	34.331	33.924	289.5	30:00.264	23	1	1:45.712	33.464	35.514	36.734	284.2	58:21.593
11	2	1:41.420	32.817	34.548	34.055	276.2	31:41.684	24	1	1:46.031	33.034	37.594	35.403	288.8	1:00:07.624
12	2	1:42.051	32.790	34.866	34.395	274.8	33:23.735	25	1	1:49.976 B	33.195	35.168	41.613	288.0	1:01:57.600
13	2	1:43.590	32.942	34.484	36.164	275.5	35:07.325	26	3	3:31.432	2:21.515	35.106	34.811	224.5	1:05:29.032
14	2	1:41.088	32.791	34.299	33.998	279.1	36:48.413	27	3	1:44.163	34.841	34.776	34.546	292.7	1:07:13.195
15	2	1:41.675	32.699	34.249	34.727	283.5	38:30.088	28	3	1:49.695 B	32.924	34.822	41.949	293.5	1:09:02.890
16	2	1:40.760	32.762	34.241	33.757	276.9	40:10.848	29	2	2:55.713	1:42.547	36.472	36.694	158.1	1:11:58.603
17	2	1:41.237	32.611	34.691	33.935	279.1	41:52.085	30	2	1:46.429	33.757	36.283	36.389	285.7	1:13:45.032
18	2	1:49.130 B	32.693	34.428	42.009	277.6	43:41.215	31	2	1:46.036	33.766	35.910	36.360	285.0	1:15:31.068
19	1	6:00.610	4:50.220	35.939	34.451	191.8	49:41.825	32	2	1:47.227	33.428	37.506	36.293	289.5	1:17:18.295
20	1	1:42.584	32.744	35.516	34.324	287.2	51:24.409	33	2	1:55.129 B	34.080	37.106	43.943	254.7	1:19:13.424
21	1	1:41.067	32.742	34.401	33.924	287.2	53:05.476	34	1	6:54.385	5:39.586	37.372	37.427	215.6	1:26:07.809
22	1	1:42.770	32.781	34.851	35.138	279.1	54:48.246	35	1	1:47.035	33.376	36.175	37.484	288.8	1:27:54.844
23	1	1:41.179	32.665	34.662	33.852	286.5	56:29.425	36	1	1:44.159	33.233	35.703	35.223	286.5	1:29:39.003
24	1	1:41.774	32.575	34.318	34.881	289.5	58:11.199	37	1	1:44.270	33.105	35.665	35.500	289.5	1:31:23.273
25	1	1:41.541	32.607	34.360	34.574	285.7	59:52.740	43 Inter Europol Competition Oreca 07 - Gibson LMP2 1. David HEINEMEIER-HANS3. Pietro FITTIPALDI 2. Fabio SCHERER							
26	1	1:47.730 B	32.803	34.195	40.732	285.7	1:01:40.470	1	3	3:19.671	2:07.736	36.359	35.576	207.7	3:19.671
27	1	8:11.965	7:01.145	36.102	34.718	223.6	1:09:52.435	2	3	1:40.790	32.607	34.419	33.764	285.7	5:00.461
28	1	1:40.879	32.790	34.205	33.884	288.8	1:11:33.314	3	3	1:44.216	32.517	35.944	35.755	286.5	6:44.677
29	1	1:44.623	33.130	36.242	35.251	287.2	1:13:17.937	4	3	1:39.516	32.376	33.677	33.463	288.0	8:24.193
30	1	1:41.810	32.775	35.210	33.825	288.8	1:14:59.747	5	3	1:52.265 B	34.299	36.280	41.686	272.0	10:16.458
31	1	1:49.056 B	32.574	36.362	40.120	287.2	1:16:48.803								
32	3	3:50.709	2:31.781	34.900	44.028	228.8	1:20:39.512								





EUROPEAN LE MANS SERIES
4 Hours of Monza
Free Practice 1

Sector Analysis

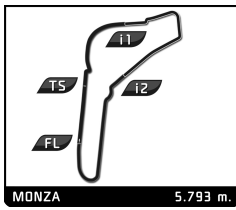
Lap under Red Flag Invalidated Lap Personal Best Session Best Crossing the pit lane

Lap	D	Time	Sector 1	Sector 2	Sector 3	T. Spd	Elapsed	Lap	D	Time	Sector 1	Sector 2	Sector 3	T. Spd	Elapsed
6	2	12:07.372	...	35.780	35.153	221.8	22:23.830	12	3	1:41.495	32.791	34.361	34.343	294.3	23:41.587
7	2	1:41.748	32.934	34.738	34.076	270.7	24:05.578	13	3	1:42.095	32.792	35.432	33.871	292.7	25:23.682
8	2	1:42.254	32.228	34.433	34.593	281.2	25:47.832	14	3	1:42.247	34.191	35.226	33.830	251.7	27:06.929
9	2	1:41.015	32.660	34.319	34.045	276.9	27:28.847	15	3	1:41.235	32.757	34.253	34.225	290.3	28:48.164
10	2	1:41.324	32.730	34.501	34.093	279.8	29:10.171	16	3	1:42.033	33.205	35.043	33.785	286.5	30:30.197
11	2	1:42.576	33.232	34.611	34.733	277.6	30:52.747	17	3	1:41.150	32.782	34.295	34.073	292.7	32:11.347
12	2	1:41.285	32.713	34.500	34.072	284.2	32:34.032	18	3	1:41.040	32.923	34.320	33.797	290.3	33:52.387
13	2	1:42.013	32.956	35.028	34.029	276.2	34:16.045	19	3	1:40.911	32.805	34.138	33.968	289.5	35:33.298
14	2	1:41.456	32.744	34.441	34.271	286.5	35:57.501	20	3	1:40.996	33.044	34.153	33.799	291.1	37:14.294
15	2	1:42.768	32.756	35.384	34.628	285.0	37:40.269	21	3	1:41.545	33.116	34.260	34.169	289.5	38:55.839
16	2	1:41.863	32.869	34.610	34.384	281.2	39:22.132	22	3	1:41.038	32.861	34.370	33.807	289.5	40:36.877
17	2	1:41.510	32.745	34.350	34.415	285.0	41:03.642	23	3	1:42.663	33.525	34.584	34.554	291.1	42:19.540
18	2	1:41.293	32.766	34.342	34.185	286.5	42:44.935	24	3	1:49.115 B	32.819	35.848	40.448	289.5	44:08.655
19	2	1:41.633	32.857	34.530	34.246	282.7	44:26.568	25	1	3:39.262	2:26.580	35.993	36.689	196.0	47:47.917
20	2	1:42.353	33.116	34.821	34.416	278.4	46:08.921	26	1	1:46.966	34.873	35.996	36.097	272.7	49:34.883
21	2	1:42.780	33.342	34.923	34.515	277.6	47:51.701	27	1	1:44.121	33.334	35.290	35.497	286.5	51:19.004
22	2	1:44.279	33.589	34.812	35.878	283.5	49:35.980	28	1	1:45.824	33.654	36.574	35.596	288.0	53:04.828
23	2	1:53.113 B	32.897	34.703	45.513	278.4	51:29.093	29	1	1:45.588	33.330	36.368	35.890	288.0	54:50.416
24	1	3:03.593	1:52.866	35.560	35.167	210.5	54:32.686	30	1	1:44.433	33.476	35.381	35.576	287.2	56:34.849
25	1	1:43.059	33.591	34.967	34.501	274.1	56:15.745	31	1	1:45.495	33.301	35.489	36.705	288.0	58:20.344
26	1	1:46.552	33.411	36.063	37.078	276.9	58:02.297	32	1	1:47.224	33.457	37.064	36.703	283.5	1:00:07.568
27	1	1:43.486	33.350	35.523	34.613	272.0	59:45.783	33	1	1:45.833	33.602	36.971	35.260	271.4	1:01:53.401
28	1	1:42.079	33.028	34.971	35.080	278.4	1:01:28.862	34	1	1:44.147	33.366	35.296	35.485	287.2	1:03:37.548
29	1	1:42.665	33.253	34.781	34.631	275.5	1:03:11.527	35	1	1:45.425	33.593	36.466	35.366	282.0	1:05:22.973
30	1	1:43.028	33.400	35.001	34.627	266.7	1:04:54.555	36	1	1:45.498	33.118	37.115	35.265	285.7	1:07:08.471
31	1	1:43.146	33.111	35.434	34.601	281.2	1:06:37.701	37	1	1:45.081	33.248	36.763	35.070	285.7	1:08:53.552
32	1	1:43.149	33.004	34.801	35.344	287.2	1:08:20.850	38	1	1:43.502	33.222	35.299	34.981	288.0	1:10:37.054
33	1	1:46.950	34.669	36.537	35.744	281.2	1:10:07.800	39	1	1:44.529	33.940	35.410	35.179	288.0	1:12:21.583
34	1	1:42.798	33.175	35.017	34.606	286.5	1:11:50.598	40	1	1:51.835 B	33.115	37.027	41.693	288.0	1:14:13.418
35	1	1:43.139	33.254	35.252	34.633	284.2	1:13:33.737	41	2	3:20.265	2:09.581	36.095	34.589	224.5	1:17:33.683
36	1	1:43.022	33.059	34.963	35.000	284.2	1:15:16.759	42	2	1:44.948	34.258	35.966	34.724	290.3	1:19:18.631
37	1	1:44.966	33.282	35.687	35.997	279.8	1:17:01.725	43	2	1:43.138	32.918	35.804	34.416	286.5	1:21:01.769
38	1	1:43.952	33.646	35.313	34.993	280.5	1:18:45.677	44	2	1:42.453	33.069	34.374	35.010	294.3	1:22:44.222
39	1	1:42.583	32.992	34.854	34.737	286.5	1:20:28.260	45	2	1:43.365	32.946	34.637	35.782	291.1	1:24:27.587
40	1	1:49.772 B	33.094	34.929	41.749	279.1	1:22:18.032	46	2	1:41.500	32.762	34.530	34.208	289.5	1:26:09.087
41	3	2:52.173	1:40.708	35.696	35.769	210.1	1:25:10.205	47	2	1:43.146	32.880	35.424	34.842	291.9	1:27:52.233
42	3	1:44.497	33.173	35.249	36.075	282.0	1:26:54.702	48	2	1:41.920	33.212	34.600	34.108	289.5	1:29:34.153
43	3	1:44.675	33.148	36.156	35.371	283.5	1:28:39.377	49	2	1:50.217 B	32.662	34.388	43.167	292.7	1:31:24.370
44	3	1:42.342	33.058	34.706	34.578	286.5	1:30:21.719								

47 Algarve Pro Racing		Oreca 07 - Gibson					
1. John FALB		LMP2 P/A					
2. James ALLEN		3. Alexander PERONI					
1	2	2:16.921	1:02.673	38.866	35.382	192.9	2:16.921
2	2	1:45.471	35.486	35.746	34.239	287.2	4:02.392
3	2	1:45.089	35.997	34.723	34.369	288.0	5:47.481
4	2	1:41.442	32.589	35.476	33.377	290.3	7:28.923
5	2	1:40.498	32.665	33.850	33.983	291.1	9:09.421
6	2	1:40.029	32.775	33.859	33.395	290.3	10:49.450
7	2	1:39.661	32.387	34.174	33.100	291.1	12:29.111
8	2	1:39.360	32.441	33.737	33.182	291.1	14:08.471
9	2	1:48.386 B	33.266	35.069	40.051	262.8	15:56.857
10	3	4:18.765	3:09.226	35.188	34.351	223.6	20:15.622
11	3	1:44.470	35.528	34.755	34.187	291.1	22:00.092

51 Team Virage		Oreca 07 - Gibson					
1. Rob HODES		LMP2 P/A					
2. Gabriel AUBRY		3. Jazeman JAAFAR					
1	2	2:25.729	1:13.407	36.885	35.437	192.5	2:25.729
2	2	1:43.335	33.721	35.020	34.594	278.4	4:09.064
3	2	1:42.022	32.765	35.308	33.949	288.0	5:51.086
4	2	1:41.638	32.482	34.566	34.590	292.7	7:32.724
5	2	1:39.699	32.417	33.839	33.443	289.5	9:12.423
6	2	1:52.475 B	32.319	38.684	41.472	292.7	11:04.898
7	2	7:50.130	6:38.522	36.345	35.263	193.9	18:55.028
8	2	1:42.652	33.292	34.715	34.645	268.7	20:37.680
9	2	1:42.060	33.105	34.637	34.318	279.8	22:19.740
10	2	1:41.021	32.465	34.354	34.202	291.1	24:00.761
11	2	1:42.658	32.673	35.481	34.504	289.5	25:43.419
12	2	1:41.168	32.570	34.486	34.112	291.1	27:24.587





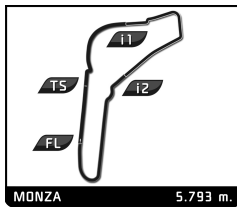
EUROPEAN LE MANS SERIES
4 Hours of Monza
Free Practice 1

Sector Analysis

Lap under Red Flag Invalidated Lap Personal Best Session Best Crossing the pit lane

Lap	D	Time	Sector 1	Sector 2	Sector 3	T. Spd	Elapsed	Lap	D	Time	Sector 1	Sector 2	Sector 3	T. Spd	Elapsed
13	2	1:47.607 B	32.707	34.626	40.274	291.1	29:12.194	26	1	1:52.122	35.722	38.046	38.354	266.7	53:27.041
14	2	5:59.926	4:50.365	34.941	34.620	226.4	35:12.120	27	1	1:57.673 B	35.284	37.885	44.504	268.0	55:24.714
15	2	1:42.156	32.675	34.887	34.594	291.9	36:54.276	28	1	3:25.768	2:02.945	41.211	41.612	204.9	58:50.482
16	2	1:42.635	32.860	35.199	34.576	285.7	38:36.911	29	1	1:51.214	35.254	37.726	38.234	267.3	1:00:41.696
17	2	1:49.852 B	33.256	35.897	40.699	285.0	40:26.763	30	1	1:59.044	35.189	42.839	41.016	268.7	1:02:40.740
18	1	3:25.923	2:11.893	37.821	36.209	165.6	43:52.686	31	1	1:55.301	35.588	40.746	38.967	266.7	1:04:36.041
19	1	1:50.310	35.898	37.057	37.355	292.7	45:42.996	32	1	1:56.766 B	35.503	37.493	43.770	268.7	1:06:32.807
20	1	1:45.359	33.222	36.146	35.991	285.7	47:28.355	33	2	3:20.263	2:03.817	38.390	38.056	206.1	1:09:53.070
21	1	1:53.483	39.062	36.937	37.484	260.2	49:21.838	34	2	1:50.303	35.141	37.429	37.733	266.0	1:11:43.373
22	1	1:46.105	33.502	36.023	36.580	285.0	51:07.943	35	2	1:50.505	35.201	37.540	37.764	265.4	1:13:33.878
23	1	1:48.600	34.337	37.476	36.787	274.1	52:56.543	36	2	1:51.146	35.254	37.912	37.980	268.0	1:15:25.024
24	1	1:47.189	33.853	36.819	36.517	264.7	54:43.732	37	2	1:52.044	35.214	38.206	38.624	267.3	1:17:17.068
25	1	1:45.717	33.277	36.267	36.173	287.2	56:29.449	38	2	1:59.586 B	35.314	38.660	45.612	268.7	1:19:16.654
26	1	1:50.671	34.687	37.320	38.664	226.4	58:20.120	39	3	2:50.089	1:32.435	38.137	39.517	206.9	1:22:06.743
27	1	1:54.066 B	33.175	37.398	43.493	289.5	1:00:14.186	40	3	1:50.594	35.113	37.621	37.860	266.0	1:23:57.337
28	3	5:48.392	4:34.806	37.613	35.973	210.9	1:06:02.578	41	3	1:50.692	35.199	37.601	37.892	262.8	1:25:48.029
29	3	1:43.404	33.492	35.104	34.808	275.5	1:07:45.982	42	3	1:50.399	35.114	37.541	37.744	267.3	1:27:38.428
30	3	1:50.855 B	32.938	36.022	41.895	290.3	1:09:36.837	43	3	1:50.224	35.067	37.333	37.824	267.3	1:29:28.652
31	3	10:18.337	9:07.544	35.438	35.355	213.9	1:19:55.174	44	3	1:49.826	34.976	37.300	37.550	268.7	1:31:18.478
32	3	1:43.168	32.824	35.435	34.909	291.1	1:21:38.342	57 Kessel Racing 1. Takeshi KIMURA 2. Frederik SCHANDORFF Ferrari 488 GTE Evo LMGTE							
33	3	1:43.114	32.984	34.858	35.272	292.7	1:23:21.456	1	2	4:20.509	3:00.905	38.879	40.725	198.9	4:20.509
34	3	1:43.269	33.360	35.104	34.805	291.9	1:25:04.725	2	2	1:50.234	35.581	37.194	37.459	265.4	6:10.743
35	3	1:46.689	33.556	36.430	36.703	294.3	1:26:51.414	3	2	1:49.269	35.114	36.786	37.369	266.0	8:00.012
36	3	1:42.994	32.981	35.156	34.857	291.9	1:28:34.408	4	2	1:49.168	35.044	36.894	37.230	266.7	9:49.180
37	3	1:42.073	32.824	34.557	34.692	291.9	1:30:16.481	5	2	1:49.309	35.053	36.971	37.285	266.7	11:38.489
55 Spirit of Race 1. Duncan CAMERON 2. Matthew GRIFFIN Ferrari 488 GTE Evo LMGTE								6	2	1:50.450	35.040	37.099	38.311	266.0	13:28.939
1	1	5:08.093	3:46.980	40.323	40.790	201.9	5:08.093	7	2	1:49.598	35.059	37.060	37.479	266.7	15:18.537
2	1	1:55.829	36.227	39.652	39.950	264.1	7:03.922	8	2	1:49.570	35.011	37.047	37.512	268.0	17:08.107
3	1	1:54.388	36.077	39.065	39.246	264.7	8:58.310	9	2	1:50.169	35.107	37.173	37.889	267.3	18:58.276
4	1	1:54.440	35.876	39.028	39.536	258.4	10:52.750	10	2	1:50.016	35.162	37.387	37.467	268.7	20:48.292
5	1	1:53.441	35.604	38.554	39.283	267.3	12:46.191	11	2	1:50.097	35.152	37.143	37.802	271.4	22:38.389
6	1	2:01.375 B	36.163	39.249	45.963	266.7	14:47.566	12	2	1:56.748 B	35.216	37.760	43.772	268.0	24:35.137
7	1	3:00.228	1:40.514	39.880	39.834	205.3	17:47.794	13	3	2:54.184	1:36.743	39.108	38.333	206.9	27:29.321
8	1	1:52.513	35.438	38.258	38.817	267.3	19:40.307	14	3	1:50.812	35.291	37.593	37.928	268.7	29:20.133
9	1	1:51.672	35.175	38.025	38.472	268.7	21:31.979	15	3	1:50.380	35.269	37.416	37.695	267.3	31:10.513
10	1	1:54.072	35.443	38.124	40.505	268.7	23:26.051	16	3	1:49.988	35.171	37.265	37.552	267.3	33:00.501
11	1	1:56.483	35.262	37.838	43.383	267.3	25:22.534	17	3	1:50.937	35.314	37.813	37.810	250.0	34:51.438
12	1	1:53.783	36.149	38.308	39.326	257.8	27:16.317	18	3	1:51.565	35.220	38.496	37.849	268.0	36:43.003
13	1	1:52.419	35.595	38.168	38.656	268.7	29:08.736	19	3	1:51.322	35.329	37.527	38.466	267.3	38:34.325
14	1	1:52.091	35.614	38.080	38.397	267.3	31:00.827	20	3	1:50.222	35.222	37.273	37.727	267.3	40:24.547
15	1	1:51.647	35.356	37.638	38.653	266.7	32:52.474	21	3	1:51.584	36.025	37.708	37.851	268.0	42:16.131
16	1	1:51.750	35.426	37.781	38.543	266.7	34:44.224	22	3	1:50.683	35.105	37.805	37.773	268.7	44:06.814
17	1	1:51.930	35.729	37.752	38.449	267.3	36:36.154	23	3	1:50.252	35.074	37.310	37.868	270.0	45:57.066
18	1	1:51.960	35.526	38.248	38.186	270.0	38:28.114	24	3	1:51.668	35.267	37.900	38.501	270.0	47:48.734
19	1	1:52.001	35.537	38.054	38.410	266.7	40:20.115	25	3	1:52.926	36.965	37.888	38.073	244.9	49:41.660
20	1	1:52.276	35.523	37.633	39.120	262.8	42:12.391	26	3	1:57.039 B	35.254	37.913	43.872	269.3	51:38.699
21	1	1:52.165	35.509	38.124	38.532	268.0	44:04.556	27	1	3:22.505	2:05.289	38.625	38.591	199.6	55:01.204
22	1	1:51.399	35.399	37.676	38.324	269.3	45:55.955	28	1	1:51.105	35.555	37.681	37.869	268.0	56:52.309
23	1	1:52.197	35.474	38.209	38.514	268.0	47:48.152	29	1	1:52.887	35.571	39.242	38.074	266.7	58:45.196
24	1	1:54.223	37.056	38.033	39.134	243.8	49:42.375	30	1	1:52.046	35.579	38.030	38.437	266.0	1:00:37.242
25	1	1:52.544	35.643	38.120	38.781	268.7	51:34.919	31	1	1:51.596	35.486	37.844	38.266	266.7	1:02:28.838





EUROPEAN LE MANS SERIES
4 Hours of Monza
Free Practice 1

Sector Analysis

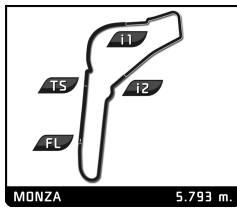
Lap under Red Flag Invalidated Lap Personal Best Session Best Crossing the pit lane

Lap	D	Time	Sector 1	Sector 2	Sector 3	T. Spd	Elapsed	Lap	D	Time	Sector 1	Sector 2	Sector 3	T. Spd	Elapsed
32	1	1:51.766	35.718	37.634	38.414	266.0	1:04:20.604	36	2	1:50.417	35.067	37.566	37.784	268.7	1:21:48.201
33	1	1:51.188	35.322	37.709	38.157	268.0	1:06:11.792	37	2	1:50.018	35.212	37.251	37.555	268.7	1:23:38.219
34	1	1:57.880	35.542	43.544	38.794	267.3	1:08:09.672	38	2	1:50.135	35.073	37.397	37.665	268.0	1:25:28.354
35	1	1:51.593	35.378	37.865	38.350	267.3	1:10:01.265	39	2	1:49.970	34.995	37.414	37.561	269.3	1:27:18.324
36	1	1:51.579	35.319	37.818	38.442	265.4	1:11:52.844	40	2	1:49.891	34.984	37.355	37.552	268.7	1:29:08.215
37	1	1:51.977	35.680	38.103	38.194	265.4	1:13:44.821	41	2	1:49.877	35.056	37.168	37.653	270.7	1:30:58.092
38	1	1:53.661	35.723	39.639	38.299	268.7	1:15:38.482								
39	1	1:51.933	35.345	38.122	38.466	267.3	1:17:30.415								
40	1	1:53.262	35.603	38.344	39.215	263.4	1:19:23.677								
41	1	1:52.826	35.437	39.040	38.349	268.7	1:21:16.503								
42	1	1:53.123	35.440	39.406	38.777	268.7	1:23:09.626								
43	1	1:54.421	35.589	40.055	38.777	270.7	1:25:04.047								
44	1	1:52.968	36.038	38.186	38.744	268.0	1:26:57.015								
45	1	1:51.624	35.289	38.094	38.241	269.3	1:28:48.639								
46	1	1:54.511	35.188	41.023	38.300	268.0	1:30:43.150								

60		Iron Lynx		Ferrari 488 GTE Evo			
		1.Claudio SCHIAVONI		3.Davide RIGON			
		2.Matteo CRESSONI		LMGTE			
1	1	6:32.754	5:10.016	41.506	41.232	199.3	6:32.754
2	1	1:54.147	36.084	38.594	39.469	260.9	8:26.901
3	1	1:54.097	36.017	38.796	39.284	263.4	10:20.998
4	1	1:52.449	35.364	37.980	39.105	266.0	12:13.447
5	1	2:00.587 B	35.654	38.813	46.120	259.0	14:14.034
6	1	2:42.722	1:23.456	38.658	40.608	206.5	16:56.756
7	1	1:53.256	35.901	38.262	39.093	248.3	18:50.012
8	1	1:52.349	35.391	38.165	38.793	268.7	20:42.361
9	1	1:57.325	35.751	39.604	41.970	264.1	22:39.686
10	1	1:52.155	35.235	38.048	38.872	270.0	24:31.841
11	1	1:54.772	35.407	38.520	40.845	267.3	26:26.613
12	1	2:01.047 B	35.683	39.330	46.034	268.0	28:27.660
13	3	3:25.993	2:08.941	38.596	38.456	205.7	31:53.653
14	3	1:50.142	35.036	37.292	37.814	268.0	33:43.795
15	3	1:49.836	34.870	37.486	37.480	269.3	35:33.631
16	3	1:49.260	34.836	37.024	37.400	270.7	37:22.891
17	3	1:55.949 B	34.880	37.484	43.585	269.3	39:18.840
18	3	3:08.895	1:51.691	38.577	38.627	206.1	42:27.735
19	3	1:50.663	34.943	38.082	37.638	269.3	44:18.398
20	3	1:49.487	35.014	36.957	37.516	270.0	46:07.885
21	3	1:55.161	36.149	37.431	41.581	269.3	48:03.046
22	3	1:59.233 B	37.567	37.656	44.010	219.5	50:02.279
23	3	4:04.128	2:48.157	38.177	37.794	203.8	54:06.407
24	3	1:49.378	35.015	37.072	37.291	268.0	55:55.785
25	3	1:52.148	34.942	37.485	39.721	269.3	57:47.933
26	3	1:49.503	34.903	37.228	37.372	269.3	59:37.436
27	3	1:49.956	35.104	37.244	37.608	268.0	1:01:27.392
28	3	1:55.534 B	35.056	37.193	43.285	269.3	1:03:22.926
29	2	4:16.506	3:01.062	37.574	37.870	206.9	1:07:39.432
30	2	1:50.393	35.134	37.388	37.871	267.3	1:09:29.825
31	2	1:51.471	36.414	37.358	37.699	268.7	1:11:21.296
32	2	1:50.171	35.128	37.369	37.674	266.0	1:13:11.467
33	2	1:50.382	35.068	37.308	38.006	267.3	1:15:01.849
34	2	1:57.350 B	35.169	38.664	43.517	267.3	1:16:59.199
35	2	2:58.585	1:43.235	37.464	37.886	207.3	1:19:57.784

65		Panis Racing		Oreca 07 - Gibson			
		1.Julien CANAL		3.Nicolas JAMIN			
		2.Job VAN UITERT		LMP2			
1	2	2:11.601	57.458	37.914	36.229	179.4	2:11.601
2	2	1:40.448	32.688	34.288	33.472	290.3	3:52.049
3	2	1:39.123	32.278	33.659	33.186	291.9	5:31.172
4	2	1:42.313	32.450	34.049	35.814	293.5	7:13.485
5	2	1:49.503 B	32.308	35.028	42.167	293.5	9:02.988
6	1	5:26.858	4:17.408	35.113	34.337	221.8	14:29.846
7	1	1:41.381	32.839	34.242	34.300	290.3	16:11.227
8	1	1:41.117	32.755	34.460	33.902	291.9	17:52.344
9	1	1:42.120	32.560	35.111	34.449	293.5	19:34.464
10	1	1:41.220	32.650	34.428	34.142	294.3	21:15.684
11	1	1:42.192	32.719	34.729	34.744	293.5	22:57.876
12	1	1:42.419	32.582	34.399	35.438	295.9	24:40.295
13	1	1:43.479	32.662	34.919	35.898	292.7	26:23.774
14	1	1:42.153	32.715	34.429	35.009	292.7	28:05.927
15	1	1:42.584	33.134	34.914	34.536	294.3	29:48.511
16	1	1:41.516	32.737	34.449	34.330	291.9	31:30.027
17	1	1:43.229	33.061	34.985	35.183	287.2	33:13.256
18	1	1:42.876	33.105	34.922	34.849	288.8	34:56.132
19	1	1:44.448	32.897	35.409	36.142	291.9	36:40.580
20	1	1:50.377 B	32.941	35.707	41.729	291.9	38:30.957
21	3	4:23.413	3:12.249	35.400	35.764	221.3	42:54.370
22	3	1:42.363	32.928	35.126	34.309	292.7	44:36.733
23	3	1:45.580	32.920	34.633	38.027	291.1	46:22.313
24	3	1:43.182	32.989	35.584	34.609	291.9	48:05.495
25	3	1:45.349	35.476	35.418	34.455	219.5	49:50.844
26	3	1:41.981	32.939	34.498	34.544	291.9	51:32.825
27	3	1:42.677	32.946	35.358	34.373	288.8	53:15.502
28	3	1:42.040	32.819	34.502	34.719	289.5	54:57.542
29	3	1:41.877	32.718	34.463	34.696	289.5	56:39.419
30	3	1:42.427	32.808	34.709	34.910	286.5	58:21.846
31	3	1:48.087	33.060	37.845	37.182	288.0	1:00:09.933
32	3	1:42.051	32.764	34.749	34.538	288.8	1:01:51.984
33	3	1:41.530	32.638	34.611	34.281	285.7	1:03:33.514
34	3	1:42.612	32.668	35.418	34.526	291.1	1:05:16.126
35	3	1:49.464 B	32.623	35.129	41.712	289.5	1:07:05.590
36	2	2:37.594	1:27.893	35.228	34.473	210.1	1:09:43.184
37	2	1:43.480	32.957	35.383	35.140	282.7	1:11:26.664
38	2	1:40.989	32.642	34.404	33.943	282.7	1:13:07.653
39	2	1:41.067	32.713	34.470	33.884	284.2	1:14:48.720
40	2	1:42.820	32.599	35.949	34.272	285.7	1:16:31.540
41	2	1:47.176 B	32.680	34.562	39.934	284.2	1:18:18.716
42	2	6:54.099	5:43.496	35.939	34.664	224.5	1:25:12.815
43	2	1:43.592	32.789	35.239	35.564	286.5	1:26:56.407
44	2	1:43.316	32.695	35.539	35.082	286.5	1:28:39.723





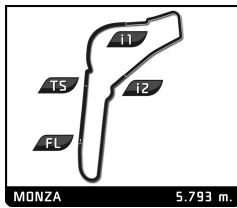
EUROPEAN LE MANS SERIES
4 Hours of Monza
Free Practice 1

Sector Analysis

Lap under Red Flag Invalidated Lap Personal Best Session Best Crossing the pit lane

Lap	D	Time	Sector 1	Sector 2	Sector 3	T. Spd	Elapsed	Lap	D	Time	Sector 1	Sector 2	Sector 3	T. Spd	Elapsed
45	2	1:50.532 B	32.899	34.936	42.697	284.2	1:30:30.255	13	2	1:51.760	35.642	37.921	38.197	264.1	31:24.888
66 JMW Motorsport Ferrari 488 GTE Evo 1.Giacomo PETROBELLI LMGTE 2.Sean HUDSPETH 3.Matthew PAYNE								14	2	1:51.116	35.484	37.607	38.025	264.7	33:16.004
1	3	2:46.744	1:30.604	38.214	37.926	202.6	2:46.744	15	2	1:57.993 B	35.560	37.688	44.745	265.4	35:13.997
2	3	1:51.485	35.780	38.027	37.678	248.8	4:38.229	16	3	3:31.929	2:12.978	39.930	39.021	203.8	38:45.926
3	3	1:49.847	34.984	37.388	37.475	267.3	6:28.076	17	3	1:53.496	36.663	38.325	38.508	262.1	40:39.422
4	3	1:49.692	35.070	37.286	37.326	266.0	8:17.758	18	3	1:52.383	35.860	38.182	38.341	263.4	42:31.805
5	3	1:55.764 B	35.170	37.105	43.489	264.7	10:13.522	19	3	1:52.823	36.010	38.158	38.655	266.7	44:24.628
6	3	4:35.470	3:17.666	37.609	40.195	204.9	14:48.992	20	3	2:02.084 B	35.770	38.121	48.183	265.4	46:26.712
7	3	1:50.116	35.023	37.304	37.789	267.3	16:39.108	21	3	3:53.667	2:36.201	38.605	38.861	162.2	50:20.379
8	3	1:49.981	35.137	37.319	37.525	266.0	18:29.089	22	3	1:53.300	36.105	38.288	38.907	263.4	52:13.679
9	3	1:50.376	35.040	37.414	37.922	268.0	20:19.465	23	3	1:54.144	36.362	38.654	39.128	262.1	54:07.823
10	3	3:30.763 B	35.917	1:10.863	1:43.983	247.1	23:50.228	24	3	1:53.321	35.809	38.426	39.086	264.7	56:01.144
11	1	6:26.475	5:08.548	39.063	38.864	204.2	30:16.703	25	3	1:58.653 B	35.768	38.486	44.399	262.8	57:59.797
12	1	1:51.992	35.737	37.959	38.296	264.7	32:08.695	26	1	4:35.334	3:15.399	40.804	39.131	147.5	1:02:35.131
13	1	1:52.453	35.707	37.970	38.776	264.7	34:01.148	27	1	1:55.421	37.136	38.815	39.470	262.8	1:04:30.552
14	1	1:52.200	35.590	38.297	38.313	266.0	35:53.348	28	1	1:53.522	36.070	38.756	38.696	238.9	1:06:24.074
15	1	1:52.226	35.680	38.108	38.438	265.4	37:45.574	29	1	1:52.347	35.781	38.167	38.399	264.7	1:08:16.421
16	1	1:52.795	35.772	38.838	38.185	266.0	39:38.369	30	1	2:01.500 B	35.880	38.043	47.577	264.1	1:10:17.921
17	1	1:58.646 B	35.619	38.432	44.595	266.0	41:37.015	31	1	3:05.581	1:44.211	39.904	41.466	195.7	1:13:23.502
18	2	6:01.471	4:44.068	38.705	38.698	167.7	47:38.486	32	1	1:52.118	35.730	37.856	38.532	262.8	1:15:15.620
19	2	1:58.284	40.150	39.057	39.077	184.0	49:36.770	33	1	1:55.481	36.766	40.065	38.650	257.8	1:17:11.101
20	2	1:53.593	35.818	39.150	38.625	267.3	51:30.363	34	1	1:51.767	35.633	38.040	38.094	262.8	1:19:02.868
21	2	1:52.255	35.533	38.179	38.543	266.0	53:22.618	35	1	1:51.253	35.489	37.879	37.885	264.7	1:20:54.121
22	2	1:51.666	35.466	37.926	38.274	266.0	55:14.284	36	1	1:58.802 B	35.407	37.863	45.532	265.4	1:22:52.923
23	2	3:44.131 B	35.850	1:42.666	1:25.615	246.6	58:58.415	37	3	2:32.283	2:12.549	40.707	39.027	200.4	1:26:25.206
24	2	10:38.281	9:19.885	39.794	38.602	198.9	1:09:36.696	38	3	1:51.600	35.685	37.748	38.167	264.1	1:28:16.806
25	2	1:51.333	35.505	37.635	38.193	264.7	1:11:28.029	39	3	1:51.705	35.694	37.903	38.108	262.8	1:30:08.511
26	2	1:51.547	35.947	37.625	37.975	236.3	1:13:19.576	77 Proton Competition Porsche 911 RSR - 19 1.Christian RIED LMGTE 2.Lorenzo FERRARI 3.Gianmaria BRUNI							
27	2	1:51.524	35.996	37.460	38.068	262.8	1:15:11.100	1	2	5:56.287	4:38.606	39.247	38.434	200.0	5:56.287
28	2	1:52.765	35.465	38.688	38.612	265.4	1:17:03.865	2	2	1:50.652	35.294	37.605	37.753	270.7	7:46.939
29	2	1:57.796 B	35.395	37.609	44.792	267.3	1:19:01.661	3	2	1:50.052	35.365	37.176	37.511	255.9	9:36.991
30	1	3:42.734	2:26.058	38.372	38.304	204.9	1:22:44.395	4	2	1:49.655	35.117	36.995	37.543	271.4	11:26.646
31	1	1:50.987	35.318	37.651	38.018	268.7	1:24:35.382	5	2	1:49.256	34.918	37.013	37.325	272.0	13:15.902
32	1	1:51.602	35.998	37.597	38.007	264.7	1:26:26.984	6	2	1:53.689	35.412	38.092	40.185	262.8	15:09.591
33	1	1:50.841	35.477	37.566	37.798	268.0	1:28:17.825	7	2	1:49.122	35.024	36.843	37.255	272.7	16:58.713
34	1	1:51.366	35.204	37.946	38.216	268.7	1:30:09.191	8	2	1:50.642	35.349	37.250	38.043	272.7	18:49.355
69 Oman Racing with TF Sport Aston Martin Vantage AMR 1.Ahmad AL HARTHY LMGTE 2.Marco SORENSEN 3.Samuel DE HAAN								9	2	1:49.849	35.004	37.060	37.785	272.0	20:39.204
1	2	2:45.769	1:28.487	38.900	38.382	198.9	2:45.769	10	2	1:57.907	40.880	38.139	38.888	273.4	22:37.111
2	2	1:53.681	36.305	39.050	38.326	259.6	4:39.450	11	2	1:49.406	34.957	36.995	37.454	272.0	24:26.517
3	2	1:51.375	35.648	37.402	38.325	262.8	6:30.825	12	2	1:49.867	35.090	37.185	37.592	270.7	26:16.384
4	2	1:50.625	35.695	37.349	37.581	262.1	8:21.450	13	2	1:50.023	34.996	37.436	37.591	271.4	28:06.407
5	2	1:50.834	35.636	37.225	37.973	261.5	10:12.284	14	2	1:55.447 B	34.946	37.159	43.342	273.4	30:01.854
6	2	1:50.480	35.545	37.322	37.613	262.1	12:02.764	15	1	3:22.235	2:05.545	38.327	38.363	205.3	33:24.089
7	2	1:57.388 B	35.485	37.767	44.136	262.8	14:00.152	16	1	1:57.897	35.313	44.099	38.485	269.3	35:21.986
8	2	4:52.611	3:37.333	37.993	38.285	201.1	18:53.763	17	1	1:52.869	35.520	38.942	38.407	266.7	37:14.855
9	2	1:51.417	35.685	37.721	38.011	262.8	20:45.180	18	1	1:51.999	35.398	38.164	38.437	267.3	39:06.854
10	2	1:52.685	35.634	38.145	38.906	266.0	22:37.865	19	1	1:51.429	35.269	37.899	38.261	270.0	40:58.283
11	2	1:56.496 B	35.480	37.562	43.454	266.0	24:34.361	20	1	1:51.388	35.314	37.913	38.161	270.7	42:49.671
12	2	4:58.767	3:42.538	37.965	38.264	179.4	29:33.128	21	1	1:51.940	35.603	37.953	38.384	272.0	44:41.611
								22	1	1:51.316	35.302	37.858	38.156	271.4	46:32.927
								23	1	1:51.279	35.297	37.885	38.097	269.3	48:24.206





EUROPEAN LE MANS SERIES
4 Hours of Monza
Free Practice 1

Sector Analysis

Lap under Red Flag Invalidated Lap Personal Best Session Best B Crossing the pit lane

Lap	D	Time	Sector 1	Sector 2	Sector 3	T. Spd	Elapsed	Lap	D	Time	Sector 1	Sector 2	Sector 3	T. Spd	Elapsed
39	3	1:41.689	33.108	34.419	34.162	292.7	1:29:47.652	4	3	1:50.204	35.421	37.178	37.605	262.8	8:39.072
40	3	1:40.655	32.578	34.200	33.877	291.9	1:31:28.307	5	3	1:58.918 B	35.612	37.267	46.039	261.5	10:37.990
93	Proton Competition 1. Michael FASSBENDER 2. Zacharie ROBICHON 3. Richard LIETZ Porsche 911 RSR - 19 LMGT E							6	3	4:49.359	3:33.575	37.644	38.140	203.8	15:27.349
1	2	7:21.850	6:03.899	38.948	39.003	150.2	7:21.850	7	3	1:50.217	35.433	37.230	37.554	264.1	17:17.566
2	2	1:50.186	35.243	37.487	37.456	268.7	9:12.036	8	3	1:49.924	35.389	37.067	37.468	264.1	19:07.490
3	2	1:49.550	34.983	37.207	37.360	269.3	11:01.586	9	3	1:50.040	35.182	37.201	37.657	265.4	20:57.530
4	2	1:49.879	34.966	37.375	37.538	269.3	12:51.465	10	3	1:53.711	35.339	39.174	39.198	265.4	22:51.241
5	2	1:50.933	35.007	37.512	38.414	271.4	14:42.398	11	3	1:56.559 B	35.383	37.800	43.376	265.4	24:47.800
6	2	1:52.457	36.484	37.662	38.311	263.4	16:34.855	12	1	5:29.898	4:09.157	40.775	39.966	187.2	30:17.698
7	2	1:49.935	35.086	37.309	37.540	269.3	18:24.790	13	1	1:55.683	36.045	39.622	40.016	262.8	32:13.381
8	2	1:50.252	35.167	37.332	37.753	270.7	20:15.042	14	1	1:54.675	36.193	38.961	39.521	262.8	34:08.056
9	2	1:52.745	37.512	37.486	37.747	257.8	22:07.787	15	1	1:54.274	35.882	39.136	39.256	262.1	36:02.330
10	2	1:50.216	34.996	37.439	37.781	271.4	23:58.003	16	1	1:55.311	36.532	39.728	39.051	264.1	37:57.641
11	2	1:51.752	36.131	37.683	37.938	255.9	25:49.755	17	1	1:54.603	36.086	39.279	39.238	262.8	39:52.244
12	2	1:50.442	35.046	37.571	37.825	270.7	27:40.197	18	1	1:57.621	35.834	38.918	42.869	263.4	41:49.865
13	2	1:50.430	35.087	37.501	37.842	269.3	29:30.627	19	1	1:54.024	36.134	39.033	38.857	264.7	43:43.889
14	2	1:50.850	35.239	37.792	37.819	268.7	31:21.477	20	1	1:56.570	36.060	40.456	40.054	263.4	45:40.459
15	2	1:51.201	35.144	37.615	38.442	270.0	33:12.678	21	1	1:54.159	35.961	39.263	38.935	263.4	47:34.618
16	2	1:58.452 B	36.632	37.655	44.165	255.9	35:11.130	22	1	2:11.456 B	42.632	40.175	48.649	262.8	49:46.074
17	3	6:26.296	5:08.507	38.809	38.986	205.7	41:37.426	23	1	4:24.155	3:04.848	40.383	38.924	201.9	54:10.229
18	3	1:50.438	35.023	37.566	37.849	270.0	43:27.864	24	1	1:53.563	36.169	38.727	38.667	263.4	56:03.792
19	3	1:51.035	35.177	37.469	38.389	271.4	45:18.899	25	1	1:58.453	38.294	40.206	39.953	264.1	58:02.245
20	3	1:50.027	35.039	37.323	37.655	269.3	47:08.926	26	1	1:54.587	36.733	38.932	38.922	259.0	59:56.832
21	3	1:50.784	35.033	37.708	38.043	268.7	48:59.710	27	1	1:54.747	36.075	39.786	38.886	262.8	1:01:51.579
22	3	1:50.970	35.153	37.496	38.321	269.3	50:50.680	28	1	1:53.488	35.936	38.466	39.086	264.1	1:03:45.067
23	3	1:50.758	35.027	37.698	38.033	270.0	52:41.438	29	1	1:54.665	36.550	39.149	38.966	262.8	1:05:39.732
24	3	1:50.458	34.952	37.708	37.798	270.0	54:31.896	30	1	1:56.107	35.742	41.042	39.323	264.1	1:07:35.839
25	3	1:52.439	35.854	38.752	37.833	269.3	56:24.335	31	1	1:53.680	36.066	39.011	38.603	263.4	1:09:29.519
26	3	1:51.159	34.938	37.571	38.650	269.3	58:15.494	32	1	1:54.747	36.923	39.303	38.521	263.4	1:11:24.266
27	3	1:57.468	37.557	40.346	39.565	270.0	1:00:12.962	33	1	2:02.240 B	35.942	39.075	47.223	262.8	1:13:26.506
28	3	1:50.325	34.987	37.481	37.857	270.7	1:02:03.287	34	2	4:40.635	3:23.311	38.905	38.419	202.2	1:18:07.141
29	3	1:50.316	35.126	37.487	37.703	270.0	1:03:53.603	35	2	1:51.076	35.723	37.578	37.775	263.4	1:19:58.217
30	3	1:50.191	34.893	37.579	37.719	270.7	1:05:43.794	36	2	1:50.878	35.337	37.726	37.815	266.7	1:21:49.095
31	3	1:50.351	35.026	37.599	37.726	270.7	1:07:34.145	37	2	1:50.515	35.510	37.300	37.705	265.4	1:23:39.610
32	3	1:58.314 B	35.177	37.769	45.368	268.7	1:09:32.459	38	2	1:50.543	35.471	37.389	37.684	264.7	1:25:30.153
33	1	4:10.727	2:49.774	40.639	40.314	181.5	1:13:43.186	39	2	1:50.836	35.401	37.626	37.809	268.0	1:27:20.989
34	1	1:53.785	36.081	38.673	39.031	263.4	1:15:36.971	40	2	1:51.647	35.683	38.071	37.893	265.4	1:29:12.636
35	1	1:53.114	35.559	38.872	38.683	268.0	1:17:30.085	41	2	1:51.023	35.478	37.705	37.840	265.4	1:31:03.659
36	1	1:52.584	35.438	38.227	38.919	268.7	1:19:22.669								
37	1	1:52.446	35.400	38.211	38.835	270.7	1:21:15.115								
38	1	1:51.826	35.375	37.957	38.494	271.4	1:23:06.941								
39	1	1:53.158	35.249	39.169	38.740	270.0	1:25:00.099								
40	1	1:51.677	35.197	37.909	38.571	271.4	1:26:51.776								
41	1	1:51.956	35.215	38.414	38.327	272.7	1:28:43.732								
42	1	1:52.081	35.841	37.917	38.323	268.7	1:30:35.813								
95	Oman Racing with TF Sport 1. John HARTSHORNE 2. Henrique CHAVES 3. Jonathan ADAM Aston Martin Vantage AMR LMGT E							1	3	3:05.418	1:48.047	38.775	38.596	199.3	3:05.418
2	3	1:51.044	35.713	37.460	37.871	261.5	4:56.462								
3	3	1:52.406	35.635	38.030	38.741	261.5	6:48.868								

