

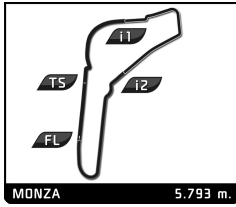
**EUROPEAN LE MANS SERIES**  
4 Hours of Monza  
Bronze Driver Collective Test

Sector Analysis

Lap under Red Flag    Invalidated Lap    Personal Best    Session Best    B Crossing the pit lane

Lap	D	Time	Sector 1	Sector 2	Sector 3	T. Spd	Elapsed	Lap	D	Time	Sector 1	Sector 2	Sector 3	T. Spd	Elapsed
<b>2</b>	<b>United Autosports</b>		3.Finn GEHRITZ		Ligier JS P320 - Nissan		LMP3								
1. Bailey VOISIN															
2. Joshua CAYGILL															
1	2	2:48.643	1:31.486	38.822	38.335	201.1	2:48.643	1	2	2:42.782	1:25.069	38.458	39.255	203.8	2:42.782
2	2	1:49.209	34.684	37.170	37.355	271.4	4:37.852	2	2	1:50.954	35.543	37.780	37.631	261.5	4:33.736
3	2	1:50.758	35.719	37.049	37.990	270.0	6:28.610	3	2	1:48.872	34.642	37.051	37.179	274.1	6:22.608
4	2	1:48.175	34.482	36.753	36.940	272.7	8:16.785	4	2	1:48.158	34.432	36.706	37.020	274.8	8:10.766
5	2	1:48.348	34.361	36.812	37.175	274.8	10:05.133	5	2	1:47.769	34.462	36.423	36.884	274.8	9:58.535
6	2	1:47.910	34.434	36.712	36.764	274.8	11:53.043	6	2	1:47.512	34.503	36.416	36.593	274.8	11:46.047
7	2	1:48.033	34.410	36.847	36.776	273.4	13:41.076	7	2	1:47.578	34.367	36.622	36.589	276.9	13:33.625
8	2	1:47.471	34.209	36.605	36.657	274.1	15:28.547	8	2	1:56.379 B	34.443	36.737	45.199	275.5	15:30.004
9	2	1:55.142 B	34.360	36.707	44.075	274.8	17:23.689	9	1	3:33.849	2:18.393	37.848	37.608	210.1	19:03.853
10	2	3:34.609	2:20.308	37.223	37.078	211.4	20:58.298	10	1	1:49.519	34.948	37.148	37.423	272.7	20:53.372
11	2	1:48.052	34.406	36.607	37.039	272.7	22:46.350	11	1	1:48.620	34.587	36.923	37.110	274.1	22:41.992
12	2	1:49.016	34.611	37.310	37.095	275.5	24:35.366	12	1	1:49.169	34.592	37.306	37.271	274.8	24:31.161
13	2	1:48.705	34.265	37.364	37.076	274.8	26:24.071	13	1	1:49.574	34.473	37.016	38.085	278.4	26:20.735
14	2	1:48.772	34.359	37.378	37.035	274.8	28:12.843	14	1	1:49.689	34.761	37.712	37.216	276.2	28:10.424
15	2	1:48.620	34.487	36.700	37.433	276.2	30:01.463	15	1	1:48.946	34.736	37.060	37.150	276.2	29:59.370
<b>3</b>	<b>United Autosports</b>		3.Andrew BENTLEY		Ligier JS P320 - Nissan		LMP3								
1. James McGUIRE															
2. Kay VAN BERLO															
1	1	3:09.539	1:50.503	38.997	40.039	188.5	3:09.539	1	1	2:30.723	1:13.335	39.025	38.363	202.2	2:30.723
2	1	1:53.188	36.207	38.531	38.450	268.0	5:02.727	2	1	1:49.692	35.174	36.434	38.084	270.7	4:20.415
3	1	1:51.932	35.595	37.941	38.396	266.7	6:54.659	3	1	1:49.935	35.082	37.168	37.685	274.1	6:10.350
4	1	1:51.333	35.502	37.823	38.008	265.4	8:45.992	4	1	1:54.387	34.976	36.704	42.707	272.7	8:04.737
5	1	1:51.009	35.316	37.929	37.764	266.7	10:37.001	5	1	1:47.037	34.221	36.404	36.412	274.1	9:51.774
6	1	1:51.295	35.466	37.463	38.366	265.4	12:28.296	6	1	1:48.108	34.362	36.370	37.376	274.1	11:39.882
7	1	1:50.795	35.188	37.568	38.039	268.7	14:19.091	7	1	1:50.815	34.208	38.878	37.729	276.2	13:30.697
8	1	1:51.167	35.505	37.535	38.127	257.1	16:10.258	8	1	1:53.945 B	34.372	36.508	43.065	276.9	15:24.642
9	1	1:50.994	35.473	37.777	37.744	264.1	18:01.252	9	3	3:26.997	2:12.696	37.362	36.939	213.4	18:51.639
10	1	<del>1:50.588</del>	35.111	<del>37.244</del>	38.233	268.0	19:51.840	10	3	1:50.059	34.726	38.264	37.069	273.4	20:41.698
11	1	1:58.659 B	35.595	38.274	44.790	267.3	21:50.499	11	3	<del>1:49.051</del>	34.824	<del>36.565</del>	37.662	261.5	22:30.749
12	3	3:30.205	2:16.704	36.791	36.710	210.5	25:20.704	12	3	1:48.497	34.601	37.092	36.804	268.7	24:19.246
13	3	1:48.074	34.465	37.237	36.372	274.1	27:08.778	13	3	1:48.478	34.531	36.921	37.026	272.0	26:07.724
14	3	1:47.229	34.204	36.011	37.014	272.7	28:56.007	14	3	1:47.702	34.600	36.453	36.649	270.7	27:55.426
15	3	1:46.945	34.273	36.297	36.375	273.4	30:42.952	15	3	1:51.989	34.436	36.265	41.288	277.6	29:47.415
<b>4</b>	<b>DKR Engineering</b>		3.Sebastian ALVAREZ		Duqueine M30 - D08 - Nissan		LMP3								
1. James WINSLOW															
2. Alexander BUKHANTSOV															
1	2	9:17.438	7:59.164	38.692	39.582	189.1	9:17.438	1	1	5:35.164	4:20.056	37.070	38.038	208.5	5:35.164
2	2	1:49.619	34.616	37.215	37.788	272.0	11:07.057	2	1	1:48.337	34.948	36.643	36.746	266.7	7:23.501
3	2	1:47.719	34.351	36.551	36.817	274.1	12:54.776	3	1	1:47.826	34.436	36.696	36.694	272.0	9:11.327
4	2	1:46.949	34.148	36.413	36.388	274.1	14:41.725	4	1	1:47.439	34.513	36.517	36.409	268.0	10:58.766
5	2	1:46.372	33.993	36.107	36.272	275.5	16:28.097	5	1	1:46.359	34.240	35.984	36.135	273.4	12:45.125
6	2	1:46.960	34.058	36.381	36.521	274.8	18:15.057	6	1	1:46.121	34.063	35.977	36.081	274.8	14:31.246
7	2	1:46.475	34.145	36.060	36.270	274.8	20:01.532	7	1	1:47.820	34.052	36.776	36.992	274.8	16:19.066
8	2	1:48.039	35.090	36.493	36.456	274.1	21:49.571	8	1	1:52.407	34.095	36.319	41.993	274.8	18:11.473
9	2	1:49.733	34.070	36.684	38.979	274.1	23:39.304	9	1	1:54.820 B	34.355	36.030	44.435	273.4	20:06.293
10	2	1:48.441	34.178	36.367	37.896	276.2	25:27.745	10	1	3:10.368	1:56.672	36.363	37.333	213.4	23:16.661
11	2	1:48.316	34.146	36.148	38.022	274.8	27:16.061	11	1	1:46.870	34.357	36.138	36.375	273.4	25:03.531
12	2	1:47.539	34.101	36.586	36.852	275.5	29:03.600	12	1	1:47.654	34.206	36.098	37.350	273.4	26:51.185
13	2	1:54.221 B	34.265	36.360	43.596	276.2	30:57.821								





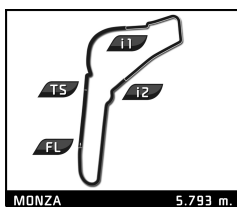
**EUROPEAN LE MANS SERIES**  
4 Hours of Monza  
Bronze Driver Collective Test

Sector Analysis

Lap under Red Flag    Invalidated Lap    Personal Best    Session Best    Crossing the pit lane

Lap	D	Time	Sector 1	Sector 2	Sector 3	T. Spd	Elapsed	Lap	D	Time	Sector 1	Sector 2	Sector 3	T. Spd	Elapsed					
13	1	1:50.054	36.378	37.024	36.652	274.8	28:41.239	11	1	1:52.046	37.501	37.346	37.199	273.4	20:47.125					
14	1	2:02.539 <b>B</b>	34.311	41.668	46.560	274.8	30:43.778	12	1	<b>1:47.919</b>	34.562	36.661	<b>36.696</b>	272.7	22:35.044					
<b>10 Eurointernational</b>			3. Adrien CHILA			Ligier JS P320 - Nissan			<b>15 RLR MSport</b>			3. Austin MCCUSKER			Ligier JS P320 - Nissan					
1. Glenn VAN BERLO						LMP3			1. Horst FELBERMAYR JR						LMP3					
2. Xavier LLOVERAS									2. Valentino CATALANO											
1	3	3:53.678	2:33.877	40.174	39.627	205.3	3:53.678	1	1	2:58.129	1:40.169	38.266	39.694	198.5	2:58.129					
2	3	1:49.144	34.966	37.025	37.153	270.7	5:42.822	2	1	1:49.669	35.056	37.156	37.457	268.7	4:47.798					
3	3	1:48.238	34.657	36.830	36.751	273.4	7:31.060	3	1	1:49.562	34.814	36.952	37.796	272.0	6:37.360					
4	3	<del>1:48.754</del>	34.448	36.711	<del>37.595</del>	274.1	9:19.814	4	1	1:47.636	34.530	36.548	36.558	272.7	8:24.996					
5	3	<del>1:48.617</del>	<del>34.961</del>	36.945	36.711	272.0	11:08.431	5	1	1:49.868	<b>34.382</b>	38.539	36.947	275.5	10:14.864					
6	3	1:47.557	34.449	36.591	36.517	274.8	12:55.988	6	1	1:47.821	34.504	36.586	36.731	274.1	12:02.685					
7	3	1:47.965	34.937	36.525	36.503	264.7	14:43.953	7	1	1:47.477	34.386	36.488	36.603	276.2	13:50.162					
8	3	1:47.561	34.319	36.643	36.599	274.8	16:31.514	8	1	1:47.665	34.397	36.703	36.565	272.0	15:37.827					
9	3	1:49.589	34.619	38.113	36.857	274.8	18:21.103	9	1	2:39.251	34.386	1:26.970	37.895	274.1	18:17.078					
10	3	1:47.868	34.277	36.578	37.013	272.7	20:08.971	10	1	1:48.012	34.398	36.467	37.147	272.7	20:05.090					
11	3	<b>1:46.958</b>	34.213	<b>36.370</b>	<b>36.375</b>	274.1	21:55.929	11	1	1:48.394	34.623	36.615	37.156	272.7	21:53.484					
12	3	1:47.474	34.258	36.535	36.681	274.1	23:43.403	12	1	<b>1:47.253</b>	34.382	<b>36.237</b>	36.634	274.1	23:40.737					
13	3	1:48.129	34.278	36.514	37.337	274.1	25:31.532	13	1	1:47.996	34.472	36.274	37.250	273.4	25:28.733					
14	3	1:52.013	<b>34.141</b>	40.337	37.535	275.5	27:23.545	14	1	1:47.615	34.494	36.328	36.793	276.9	27:16.348					
15	3	1:48.562	34.335	37.160	37.067	274.8	29:12.107	15	1	1:47.582	34.545	36.540	<b>36.497</b>	260.9	29:03.930					
16	3	1:47.717	34.399	36.798	36.520	274.8	30:59.824	16	1	1:56.908 <b>B</b>	35.065	36.974	44.869	225.5	31:00.838					
<b>13 Inter Europol Competition</b>			3. Guilherme OLIVEIRA			Ligier JS P320 - Nissan			<b>17 COOL Racing</b>			3. Malthé JAKOBSEN			Ligier JS P320 - Nissan					
1. Nicolas PINO						LMP3			1. Maurice SMITH						LMP3					
2. Charles CREWS									2. Michael BENHAM											
1	2	2:24.570	48.391	49.830	46.349	129.3	2:24.570	1	2	4:20.341	3:01.210	39.636	39.495	198.5	4:20.341					
2	2	2:10.723	42.309	45.506	42.908	177.9	4:35.293	2	2	1:51.924	36.000	37.507	38.417	242.2	6:12.265					
3	2	2:06.104	40.578	42.562	42.964	196.0	6:41.397	3	2	1:49.464	34.505	37.191	37.768	275.5	8:01.729					
4	2	1:52.235	35.974	38.541	37.720	230.3	8:33.632	4	2	1:48.906	34.773	36.880	37.253	268.7	9:50.635					
5	2	1:54.944 <b>B</b>	35.135	36.736	43.073	266.0	10:28.576	5	2	1:48.661	34.440	36.817	37.404	276.9	11:39.296					
6	2	2:56.808	1:43.377	36.506	36.925	212.6	13:25.384	6	2	1:49.021	34.674	37.175	37.172	276.2	13:28.317					
7	2	1:48.689	34.687	37.607	36.395	271.4	15:14.073	7	2	1:48.029	34.322	36.774	36.933	276.9	15:16.346					
8	2	1:47.133	34.431	36.624	36.078	271.4	17:01.206	8	2	<b>1:48.001</b>	34.268	36.846	36.887	276.2	17:04.347					
9	2	<b>1:46.374</b>	34.377	<b>35.979</b>	<b>36.018</b>	272.7	18:47.580	9	2	1:48.578	34.374	37.292	36.912	278.4	18:52.925					
10	2	1:49.442	34.843	38.024	36.575	275.5	20:37.022	10	2	1:49.485	35.202	37.246	37.037	267.3	20:42.410					
11	2	1:46.681	34.376	35.993	36.312	273.4	22:23.703	11	2	1:48.876	34.549	<b>36.634</b>	37.693	276.9	22:31.286					
12	2	1:47.949	34.448	37.108	36.393	272.7	24:11.652	12	2	1:48.337	34.669	36.986	<b>36.682</b>	275.5	24:19.623					
13	2	1:47.192	<b>34.291</b>	36.252	36.649	274.1	25:58.844	13	2	1:48.773	34.639	36.884	37.250	275.5	26:08.396					
14	2	1:46.666	34.551	36.089	36.026	272.7	27:45.510	14	2	2:12.037	34.289	1:00.967	36.781	278.4	28:20.433					
15	2	1:46.972	34.329	36.185	36.458	274.1	29:32.482	15	2	1:48.674	<b>34.196</b>	37.282	37.196	277.6	30:09.107					
16	2	1:47.664	34.468	36.494	36.702	274.1	31:20.146	<b>18 Absolute Racing</b>			3. Alessio PICARIELLO			Porsche 911 RSR - 19						
<b>14 Inter Europol Competition</b>			3. Noam ABRAMCZYK			Ligier JS P320 - Nissan			1. Andrew HARYANTO						LMGTE					
1. James DAYSON						LMP3			2. Martin RUMP											
2. Mateusz KAPRZYK																				
1	1	2:23.102	1:06.347	37.716	39.039	201.5	2:23.102	1	1	3:01.541	1:42.275	39.835	39.431	202.6	3:01.541					
2	1	1:56.073	36.264	39.934	39.875	267.3	4:19.175	2	1	1:52.554	35.712	38.258	38.584	268.7	4:54.095					
3	1	1:50.347	35.092	37.036	38.219	269.3	6:09.522	3	1	1:58.885 <b>B</b>	35.564	38.548	44.773	266.7	6:52.980					
4	1	1:50.210	35.203	36.982	38.025	272.7	7:59.732	4	1	3:36.200	2:20.529	37.895	37.776	204.9	10:29.180					
5	1	1:49.540	34.678	36.998	37.864	273.4	9:49.272	5	1	1:50.573	35.391	37.542	37.640	269.3	12:19.753					
6	1	1:49.485	34.867	37.299	37.319	272.0	11:38.757	6	1	1:50.208	35.055	37.599	<b>37.554</b>	268.7	14:09.961					
7	1	1:49.888	34.732	37.048	38.108	272.7	13:28.645	7	1	<b>1:50.026</b>	35.148	<b>37.156</b>	37.722	270.0	15:59.987					
8	1	1:49.069	34.842	36.918	37.309	267.3	15:17.714													
9	1	1:48.764	34.609	37.058	37.097	274.1	17:06.478													
10	1	1:48.601	<b>34.512</b>	37.025	37.064	273.4	18:55.079													





**EUROPEAN LE MANS SERIES**  
4 Hours of Monza  
Bronze Driver Collective Test

Sector Analysis

Lap under Red Flag    Invalidated Lap    Personal Best    Session Best    Crossing the pit lane

Lap	D	Time	Sector 1	Sector 2	Sector 3	T. Spd	Elapsed	Lap	D	Time	Sector 1	Sector 2	Sector 3	T. Spd	Elapsed
8	1	1:53.190	35.437	39.799	37.954	270.7	17:53.177	4	1	1:44.056	33.446	35.525	35.085	288.0	7:35.022
9	1	1:50.177	35.138	37.360	37.679	268.7	19:43.354	5	1	1:44.253	32.997	35.737	35.519	292.7	9:19.275
10	1	1:52.195	35.113	37.599	39.483	269.3	21:35.549	6	1	1:45.738	33.088	36.921	35.729	287.2	11:05.013
11	1	1:59.248	38.535	38.521	42.192	196.4	23:34.797	7	1	1:43.286	33.111	35.381	34.794	286.5	12:48.299
12	1	1:58.203	35.968	42.141	40.094	269.3	25:33.000	8	1	1:50.964	33.142	35.193	42.629	291.1	14:39.263
13	1	1:50.650	<b>34.932</b>	37.329	38.389	269.3	27:23.650	9	1	2:31.912	1:18.566	35.339	38.007	222.2	17:11.175
14	1	1:51.658	35.491	38.292	37.875	263.4	29:15.308	10	1	1:53.799	33.330	35.401	45.068	284.2	19:04.974
15	1	1:50.640	35.089	37.425	38.126	270.0	31:05.948	11	1	2:05.751	54.932	35.536	35.283	216.4	21:10.725

**24** **Nielsen Racing**    Oreca 07 - Gibson  
1. Rodrigo SALES    3. Ben HANLEY    LMP2 P/A  
2. Matthew BELL

1	1	3:49.727	2:36.000	37.344	36.383	179.1	3:49.727
2	1	1:45.495	33.498	35.205	36.792	274.8	5:35.222
3	1	1:43.877	33.306	35.218	35.353	285.7	7:19.099
4	1	1:42.456	<b>32.942</b>	34.769	34.745	290.3	9:01.555
5	1	1:42.917	33.259	34.544	35.114	285.7	10:44.472
6	1	1:42.750	33.090	34.593	35.067	290.3	12:27.222
7	1	1:42.393	33.024	<b>34.430</b>	34.939	289.5	14:09.615
8	1	1:42.512	33.278	34.579	34.655	289.5	15:52.127
9	1	1:44.447	33.161	35.377	35.909	291.9	17:36.574
10	1	1:46.330	36.504	35.375	34.451	287.2	19:22.904
11	1	<b>1:42.070</b>	33.032	34.747	<b>34.291</b>	289.5	21:04.974
12	1	1:42.137	32.977	34.769	34.391	291.9	22:47.111
13	1	<del>1:42.930</del>	33.873	<del>35.364</del>	34.693	284.2	24:31.041
14	1	1:44.557	33.033	36.854	34.670	291.9	26:15.598
15	1	1:42.401	32.979	34.577	34.845	291.9	27:57.999
16	1	1:44.333	33.175	35.054	36.104	291.1	29:42.332
17	1	<del>1:42.830</del>	33.142	35.881	<del>34.807</del>	291.1	31:26.162

**27** **COOL Racing**    Ligier JS P320 - Nissan  
1. Nicolas MAULINI    3. Antoine DOQUIN    LMP3  
2. Jean-Ludovic FOUBERT

1	2	2:33.597	1:15.561	37.343	40.693	210.9	2:33.597	
2	2	1:51.072	34.807	38.615	37.650	272.0	4:24.669	
3	2	1:48.249	34.922	36.808	<b>36.519</b>	271.4	6:12.918	
4	2	1:48.338	34.536	36.784	37.018	278.4	8:01.256	
5	2	1:47.263	34.153	36.243	36.867	278.4	9:48.519	
6	2	<b>1:46.908</b>	<b>34.108</b>	<b>36.182</b>	36.618	279.1	11:35.427	
7	2	1:57.899	B	34.595	36.349	46.955	270.0	13:33.326
8	2	3:30.219	2:15.030	38.154	37.035	212.2	17:03.545	
9	2	1:48.992	34.575	37.051	37.366	276.2	18:52.537	
10	2	1:50.904	35.471	38.097	37.336	274.8	20:43.441	
11	2	1:49.113	34.778	37.074	37.261	274.1	22:32.554	
12	2	1:49.357	34.603	37.373	37.381	272.0	24:21.911	
13	2	1:48.725	34.601	36.946	37.178	276.9	26:10.636	
14	2	<del>1:48.832</del>	34.404	<del>37.326</del>	37.102	276.2	27:59.468	
15	2	1:52.828	34.468	36.946	41.414	279.1	29:52.296	
16	2	1:59.725	B	34.613	37.112	48.000	276.2	31:52.021

**31** **TDS Racing x Vaillante**    Oreca 07 - Gibson  
1. Philippe CIMADOMO    3. Tijmen VAN DER HELM    LMP2 P/A  
2. Mathias BECHE

1	1	2:18.080	1:02.523	37.049	38.508	206.9	2:18.080
2	1	1:47.655	33.983	35.992	37.680	285.0	4:05.735
3	1	1:45.231	33.525	35.641	36.065	285.7	5:50.966

12	1	1:43.257	<b>32.940</b>	35.453	34.864	285.7	22:53.982
13	1	<b>1:42.651</b>	33.002	34.879	34.770	289.5	24:36.633
14	1	1:43.360	32.957	35.400	35.003	287.2	26:19.993
15	1	1:43.361	32.968	35.835	<b>34.558</b>	288.0	28:03.354
16	1	1:43.960	32.940	<b>34.780</b>	36.240	288.0	29:47.314
17	1	1:43.737	33.006	36.045	34.686	286.5	31:31.051

**32** **Rinaldi Racing**    Ferrari 488 GTE Evo  
1. Pierre EHRET    3. Gabriele LANCIERI    LMGT E  
2. Nicolas VARRONE

1	1	5:37.253	4:16.754	39.602	40.897	153.8	5:37.253
2	1	1:55.107	36.386	38.849	39.872	236.8	7:32.360
3	1	1:53.114	35.834	38.170	39.110	262.8	9:25.474
4	1	1:52.610	35.625	38.090	38.895	267.3	11:18.084
5	1	1:52.876	35.553	38.056	39.267	266.0	13:10.960
6	1	1:51.962	35.506	38.035	<b>38.421</b>	266.7	15:02.922
7	1	<b>1:51.691</b>	35.454	37.726	38.511	267.3	16:54.613
8	1	1:52.310	35.720	38.110	38.480	267.3	18:46.923
9	1	1:52.558	35.645	38.008	38.905	266.0	20:39.481
10	1	1:52.834	35.666	<b>37.704</b>	39.464	266.0	22:32.315
11	1	1:55.777	38.093	38.548	39.136	265.4	24:28.092
12	1	1:54.055	35.519	38.656	39.880	264.1	26:22.147
13	1	1:53.490	<b>35.433</b>	38.468	39.589	268.0	28:15.637
14	1	1:52.623	35.529	38.270	38.824	266.0	30:08.260

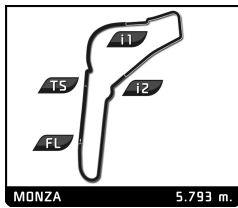
**33** **Rinaldi Racing**    Ferrari 488 GTE Evo  
1. Christian HOOK    3. Jeroen BLEEKEMOLEN    LMGT E  
2. Fabrizio CRESTANI

1	1	5:52.024	4:32.337	39.417	40.270	185.2	5:52.024	
2	1	1:53.586	36.167	38.470	38.949	257.1	7:45.610	
3	1	1:53.004	36.014	38.216	38.774	258.4	9:38.614	
4	1	1:52.777	35.695	38.274	38.808	262.1	11:31.391	
5	1	2:00.217	B	35.866	38.659	45.692	261.5	13:31.608
6	1	2:59.060	1:42.338	38.204	38.518	206.1	16:30.668	
7	1	1:51.280	<b>35.319</b>	37.926	38.035	263.4	18:21.948	
8	1	<del>1:51.721</del>	35.723	<del>37.824</del>	38.174	259.0	20:13.669	
9	1	1:51.315	35.386	37.969	37.960	262.1	22:04.984	
10	1	1:51.350	35.526	37.849	37.975	260.9	23:56.334	
11	1	1:51.103	35.394	37.813	<b>37.896</b>	262.8	25:47.437	
12	1	<b>1:51.018</b>	35.450	<b>37.508</b>	38.060	260.9	27:38.455	
13	1	<del>1:51.998</del>	35.504	37.643	<del>38.851</del>	262.8	29:30.453	
14	1	1:51.371	35.451	37.528	38.392	262.8	31:21.824	

**34** **Racing Team Turkey**    Oreca 07 - Gibson  
1. Salih YOLUC    3. Jack AITKEN    LMP2 P/A  
2. Charlie EASTWOOD

1	1	3:59.152	2:39.852	38.241	41.059	216.4	3:59.152
2	1	1:42.812	33.070	35.125	34.617	289.5	5:41.964





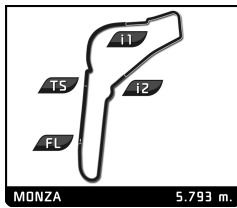
**EUROPEAN LE MANS SERIES**  
4 Hours of Monza  
Bronze Driver Collective Test

Sector Analysis

Lap under Red Flag    Invalidated Lap    Personal Best    Session Best    B Crossing the pit lane

Lap	D	Time	Sector 1	Sector 2	Sector 3	T. Spd	Elapsed	Lap	D	Time	Sector 1	Sector 2	Sector 3	T. Spd	Elapsed
<b>40</b>		<b>Graff Racing</b>		1.Eric TROUILLET		3.David DROUX		Oreca 07 - Gibson		LMP2 P/A					
1	1	2:37.588	1:20.696	38.072	38.820	181.5	2:37.588								
2	1	1:47.783	33.060	36.745	37.978	285.7	4:25.371								
3	1	1:44.091	32.982	35.561	35.548	288.0	6:09.462								
4	1	1:44.138	33.202	35.480	35.456	295.1	7:53.600								
5	1	<b>1:42.321</b>	32.878	34.871	<b>34.572</b>	288.0	9:35.921								
6	1	1:42.426	32.947	<b>34.813</b>	34.666	287.2	11:18.347								
7	1	1:50.039 B	<b>32.755</b>	35.488	41.796	296.7	13:08.386								
8	2	3:09.729	1:53.507	39.498	36.724	222.7	16:18.115								
9	2	1:45.688	32.974	36.304	36.410	294.3	18:03.803								
10	2	1:47.795	35.482	36.614	35.699	293.5	19:51.598								
11	2	1:44.866	33.297	35.814	35.755	291.9	21:36.464								
12	2	1:44.595	33.331	35.630	35.634	290.3	23:21.059								
13	2	1:46.503	34.229	36.753	35.521	290.3	25:07.562								
14	2	1:44.258	32.911	35.396	35.951	293.5	26:51.820								
15	2	1:44.941	33.636	35.619	35.686	279.8	28:36.761								
16	2	1:45.810	32.932	36.256	36.622	293.5	30:22.571								
<b>47</b>		<b>Algarve Pro Racing</b>		1.John FALB		3.Alexander PERONI		Oreca 07 - Gibson		LMP2 P/A					
1	1	2:43.542	1:31.312	36.671	35.559	189.5	2:43.542								
2	1	1:46.748	34.685	35.161	36.902	227.8	4:30.290								
3	1	1:42.811	33.114	35.003	34.694	286.5	6:13.101								
4	1	1:44.966	33.458	35.426	36.082	288.8	7:58.067								
5	1	1:42.510	33.028	34.839	34.643	286.5	9:40.577								
6	1	1:42.877	33.105	34.693	35.079	282.0	11:23.454								
7	1	1:55.361	33.332	36.125	45.904	270.7	13:18.815								
8	1	<b>1:41.902</b>	<b>32.665</b>	<b>34.664</b>	<b>34.573</b>	288.8	15:00.717								
9	1	1:50.568 B	32.738	35.567	42.263	291.1	16:51.285								
10	1	2:28.669	1:18.869	35.091	34.709	225.0	19:19.954								
11	1	1:42.327	32.906	34.834	34.587	287.2	21:02.281								
12	1	1:42.612	33.089	34.666	34.857	288.0	22:44.893								
13	1	1:43.750	32.814	35.900	35.036	288.8	24:28.643								
14	1	1:43.148	32.826	35.134	35.188	288.8	26:11.791								
15	1	1:43.411	33.342	35.041	35.028	285.7	27:55.202								
16	1	1:43.300	32.920	35.749	34.631	288.8	29:38.502								
17	1	1:43.413	32.863	35.038	35.512	289.5	31:21.915								
<b>51</b>		<b>Team Virage</b>		1.Rob HODES		3.Jazeman JAAFAR		Oreca 07 - Gibson		LMP2 P/A					
1	1	4:19.148	2:58.702	39.451	40.995	144.0	4:19.148								
2	1	1:49.240	35.912	36.442	36.886	280.5	6:08.388								
3	1	1:45.573	33.448	35.971	36.154	287.2	7:53.961								
4	1	<del>1:45.241</del>	33.274	<del>36.389</del>	35.578	285.0	9:39.202								
5	1	1:43.931	33.093	35.486	35.352	289.5	11:23.133								
6	1	1:44.098	33.102	35.361	35.635	290.3	13:07.231								
7	1	1:44.043	33.454	<b>35.200</b>	35.389	290.3	14:51.274								
8	1	1:44.942	33.772	35.689	35.481	290.3	16:36.216								
9	1	1:46.608	33.423	37.669	35.516	288.8	18:22.824								
10	1	1:44.464	33.177	35.935	35.352	287.2	20:07.288								
11	1	1:44.233	33.194	35.775	35.264	289.5	21:51.521								
12	1	1:44.858	33.094	35.743	36.021	290.3	23:36.379								
13	1	1:44.254	33.365	35.547	35.342	254.7	25:20.633								
14	1	1:44.407	33.334	35.857	35.216	285.7	27:05.040								
15	1	1:47.969	<b>33.066</b>	39.280	35.623	289.5	28:53.009								
16	1	<b>1:43.497</b>	33.084	35.319	<b>35.094</b>	289.5	30:36.506								
<b>55</b>		<b>Spirit of Race</b>		1.Duncan CAMERON		3.David PEREL		Ferrari 488 GTE Evo		LMGTE					
1	1	2:42.351	1:22.446	39.351	40.554	204.2	2:42.351								
2	1	1:54.055	36.892	38.379	38.784	264.7	4:36.406								
3	1	1:54.636	35.519	38.564	40.553	264.7	6:31.042								
4	1	1:52.502	35.524	38.297	38.681	266.7	8:23.544								
5	1	1:55.938	35.495	41.639	38.804	266.7	10:19.482								
6	1	1:51.615	35.400	37.965	38.250	267.3	12:11.097								
7	1	1:58.558 B	35.552	38.196	44.810	266.7	14:09.655								
8	1	2:41.408	1:22.586	39.680	39.142	135.7	16:51.063								
9	1	1:51.442	35.250	37.958	38.234	266.7	18:42.505								
10	1	<del>1:50.529</del>	35.318	<b>37.447</b>	<del>37.764</del>	266.0	20:33.034								
11	1	1:51.478	35.522	37.680	38.276	266.7	22:24.512								
12	1	1:50.749	<b>35.052</b>	<b>37.733</b>	<b>37.964</b>	267.3	24:15.261								
13	1	<b>1:50.630</b>	35.065	37.475	38.090	267.3	26:05.891								
14	1	1:51.411	35.297	37.704	38.410	266.0	27:57.302								
15	1	1:51.777	35.529	37.664	38.584	267.3	29:49.079								
16	1	1:52.128	35.191	37.573	39.364	268.7	31:41.207								
<b>57</b>		<b>Kessel Racing</b>		1.Takeshi KIMURA		3.Mikkel JENSEN		Ferrari 488 GTE Evo		LMGTE					
1	1	3:11.531	1:52.247	40.313	38.971	203.0	3:11.531								
2	1	1:51.676	35.335	38.109	38.232	267.3	5:03.207								
3	1	2:00.553	39.779	39.834	40.940	268.0	7:03.760								
4	1	1:50.374	35.228	37.550	<b>37.596</b>	266.0	8:54.134								
5	1	<del>1:50.609</del>	35.498	<b>37.359</b>	<del>37.752</del>	266.7	10:44.743								
6	1	<b>1:50.146</b>	35.141	37.408	37.597	268.0	12:34.889								
7	1	1:50.471	35.172	37.547	37.752	269.3	14:25.360								
8	1	1:58.058 B	35.168	37.619	45.271	268.0	16:23.418								
9	1	3:04.646	1:40.404	39.381	44.861	206.9	19:28.064								
10	1	2:00.876	39.027	43.348	38.501	264.1	21:28.940								
11	1	1:51.047	35.170	37.605	38.272	266.7	23:19.987								
12	1	1:54.496	35.198	41.154	38.144	267.3	25:14.483								





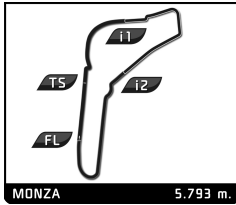
**EUROPEAN LE MANS SERIES**  
4 Hours of Monza  
Bronze Driver Collective Test

Sector Analysis

Lap under Red Flag    Invalidated Lap    Personal Best    Session Best    Crossing the pit lane

Lap	D	Time	Sector 1	Sector 2	Sector 3	T. Spd	Elapsed	Lap	D	Time	Sector 1	Sector 2	Sector 3	T. Spd	Elapsed
13	1	1:50.590	35.301	37.381	37.908	266.7	27:05.073	13	1	<b>1:51.701</b>	35.776	37.833	<b>38.092</b>	262.1	25:09.323
14	1	1:50.868	<b>35.043</b>	37.652	38.173	269.3	28:55.941	14	1	1:51.805	<b>35.686</b>	37.877	38.242	260.9	27:01.128
15	1	1:51.607	35.428	37.905	38.274	269.3	30:47.548	15	1	1:52.041	35.714	38.013	38.314	262.1	28:53.169
<b>60</b> <b>Iron Lynx</b> <span style="float:right">Ferrari 488 GTE Evo</span> 1.Claudio SCHIAVONI <span style="float:right">LMGTE</span> 2.Matteo CRESSONI <span style="float:right">3.Davide RIGON</span>								<b>77</b> <b>Proton Competition</b> <span style="float:right">Porsche 911 RSR - 19</span> 1.Christian RIED <span style="float:right">LMGTE</span> 2.Lorenzo FERRARI <span style="float:right">3.Gianmaria BRUNI</span>							
1	1	5:28.373	4:05.182	39.538	43.653	194.6	5:28.373	1	1	3:31.145	2:01.070	45.128	44.947	159.3	3:31.145
2	1	<del>1:52.399</del>	35.888	38.423	<del>39.088</del>	262.1	7:21.772	2	1	1:54.856	36.191	39.079	39.586	242.7	5:26.001
3	1	1:56.905	36.044	39.607	41.254	260.9	9:18.677	3	1	1:52.549	35.682	38.315	38.552	264.1	7:18.550
4	1	1:56.714	37.099	40.103	39.512	256.5	11:15.391	4	1	1:52.203	35.448	38.287	38.468	257.8	9:10.753
5	1	2:06.157 <b>B</b>	35.426	39.044	51.687	265.4	13:21.548	5	1	1:52.141	35.184	38.562	38.395	270.0	11:02.894
6	1	2:36.155	1:17.375	39.266	39.514	205.3	15:57.703	6	1	1:52.731	35.677	38.469	38.585	269.3	12:55.625
7	1	1:52.437	<b>35.323</b>	38.368	38.746	267.3	17:50.140	7	1	2:00.575 <b>B</b>	36.404	38.275	45.896	228.8	14:56.200
8	1	1:52.152	35.445	38.107	38.600	265.4	19:42.292	8	1	2:42.440	1:25.492	38.417	38.531	206.5	17:38.640
9	1	1:52.400	35.565	37.874	38.961	265.4	21:34.692	9	1	1:50.960	35.250	37.426	38.284	268.0	19:29.600
10	1	1:52.317	35.334	38.257	38.726	265.4	23:27.009	10	1	1:50.726	35.143	37.824	37.759	270.0	21:20.326
11	1	<b>1:51.609</b>	35.417	<b>37.784</b>	<b>38.408</b>	266.7	25:18.618	11	1	<b>1:50.305</b>	<b>34.941</b>	<b>37.653</b>	<b>37.711</b>	269.3	23:10.631
12	1	2:01.944	35.507	42.912	43.525	266.7	27:20.562	12	1	1:50.544	34.991	37.786	37.767	270.0	25:01.175
13	1	1:57.950	36.849	41.587	39.514	251.2	29:18.512	13	1	1:50.768	35.097	<b>37.423</b>	38.248	269.3	26:51.943
14	1	1:51.964	35.456	37.965	38.543	266.7	31:10.476	14	1	1:51.056	35.241	37.578	38.237	269.3	28:42.999
<b>66</b> <b>JMW Motorsport</b> <span style="float:right">Ferrari 488 GTE Evo</span> 1.Giacomo PETROBELLI <span style="float:right">LMGTE</span> 2.Sean HUDSPETH <span style="float:right">3.Matthew PAYNE</span>								<b>83</b> <b>Iron Lynx</b> <span style="float:right">Ferrari 488 GTE Evo</span> 1.Rahel FREY <span style="float:right">LMGTE</span> 2.Michelle GATTING <span style="float:right">3.Sarah BOVY</span>							
1	1	3:45.395	2:26.959	38.955	39.481	201.9	3:45.395	1	3	3:47.955	2:30.449	38.161	39.345	201.5	3:47.955
2	1	1:52.058	35.533	37.497	39.028	264.7	5:37.453	2	3	1:51.392	35.342	37.667	38.383	268.7	5:39.347
3	1	1:50.749	35.207	37.577	37.965	266.0	7:28.202	3	3	1:51.402	35.290	37.764	38.348	266.7	7:30.749
4	1	<del>1:51.327</del>	35.281	37.933	<del>38.113</del>	265.4	9:19.529	4	3	1:51.364	35.749	37.488	38.127	259.0	9:22.113
5	1	1:52.611	36.307	38.137	38.167	259.0	11:12.140	5	3	1:50.716	<b>35.166</b>	37.649	37.901	266.0	11:12.829
6	1	1:58.597 <b>B</b>	35.530	38.314	44.753	264.7	13:10.737	6	3	1:50.722	35.335	37.442	37.945	266.7	13:03.551
7	1	3:27.877	2:10.764	38.020	39.093	205.7	16:38.614	7	3	<b>1:50.563</b>	35.197	<b>37.248</b>	38.118	265.4	14:54.114
8	1	1:51.170	35.242	38.016	37.912	264.7	18:29.784	8	3	1:50.712	35.298	37.407	38.007	264.7	16:44.826
9	1	<del>1:50.575</del>	35.333	<del>37.587</del>	37.655	263.4	20:20.359	9	3	1:50.890	35.361	37.705	<b>37.824</b>	264.7	18:35.716
10	1	<b>1:49.833</b>	35.259	<b>37.164</b>	<b>37.410</b>	264.1	22:10.192	10	3	1:50.768	35.491	37.411	37.866	263.4	20:26.484
11	1	1:50.062	<b>35.125</b>	37.247	37.690	264.1	24:00.254	11	3	1:50.814	35.366	37.488	37.960	264.1	22:17.298
12	1	2:13.219	38.740	44.745	49.734	198.5	26:13.473	12	3	1:50.981	35.390	37.474	38.117	263.4	24:08.279
13	1	1:54.821	35.464	41.256	38.101	265.4	28:08.294	13	3	1:51.882	35.294	37.555	39.033	264.1	26:00.161
14	1	1:51.082	35.255	37.258	38.569	264.7	29:59.376	14	3	1:51.754	35.883	37.610	38.261	264.1	27:51.915
15	1	2:28.529 <b>B</b>	40.434	48.934	59.161	244.9	32:27.905	15	3	1:51.708	35.270	38.241	38.197	264.7	29:43.623
<b>69</b> <b>Oman Racing with TF Sport</b> <span style="float:right">Aston Martin Vantage AMR</span> 1.Ahmad AL HARTHY <span style="float:right">LMGTE</span> 2.Marco SORENSEN <span style="float:right">3.Samuel DE HAAN</span>								<b>88</b> <b>AF Corse</b> <span style="float:right">Oreca 07 - Gibson</span> 1.François PERRODO <span style="float:right">LMP2 P/A</span> 2.Nicklas NIELSEN <span style="float:right">3.Alessio ROVERA</span>							
1	1	2:36.842	1:11.853	41.576	43.413	193.5	2:36.842	1	1	4:24.868	3:09.510	37.532	37.826	176.5	4:24.868
2	1	1:53.575	36.275	38.522	38.778	246.6	4:30.417	2	1	1:44.582	33.188	35.605	35.789	288.0	6:09.450
3	1	1:51.985	35.825	37.929	38.231	259.6	6:22.402	3	1	1:46.484	33.574	35.528	37.382	274.8	7:55.934
4	1	1:51.904	35.874	37.905	38.125	257.1	8:14.306	4	1	1:49.566 <b>B</b>	32.936	35.113	41.517	289.5	9:45.500
5	1	1:52.390	35.741	37.977	38.672	262.8	10:06.696	5	1	3:05.967	1:54.131	36.040	35.796	197.8	12:51.467
6	1	1:53.328	35.855	38.594	38.879	250.6	12:00.024	6	1	<b>1:41.403</b>	<b>32.704</b>	34.536	<b>34.163</b>	288.0	14:32.870
7	1	1:55.590	38.039	38.930	38.621	262.1	13:55.614	7	1	1:43.872	33.112	35.676	35.084	289.5	16:16.742
8	1	1:51.813	35.784	<b>37.767</b>	38.262	261.5	15:47.427	8	1	1:42.653	32.881	34.848	34.924	288.8	17:59.395
9	1	1:52.186	35.876	37.970	38.340	260.9	17:39.613	9	1	1:42.543	32.913	34.952	34.678	288.8	19:41.938
10	1	1:53.411	36.570	38.666	38.175	209.3	19:33.024								
11	1	1:52.301	35.799	38.162	38.340	260.9	21:25.325								
12	1	1:52.297	35.708	37.923	38.666	262.1	23:17.622								





**EUROPEAN LE MANS SERIES**  
4 Hours of Monza  
Bronze Driver Collective Test

Sector Analysis

														Lap under Red Flag	Invalidated Lap	Personal Best	Session Best	B Crossing the pit lane
Lap	D	Time	Sector 1	Sector 2	Sector 3	T. Spd	Elapsed	Lap	D	Time	Sector 1	Sector 2	Sector 3	T. Spd	Elapsed			
10	1	1:42.821	32.853	35.543	34.425	287.2	21:24.759											
11	1	1:41.925	32.740	34.704	34.481	288.0	23:06.684											
12	1	1:41.840	33.027	34.501	34.312	288.8	24:48.524											
13	1	1:41.556	32.894	<b>34.443</b>	34.219	288.8	26:30.080											
14	1	1:42.813	32.950	35.273	34.590	290.3	28:12.893											
15	1	1:43.596	32.871	36.227	34.498	290.3	29:56.489											
16	1	1:49.922 <b>B</b>	32.831	34.708	42.383	290.3	31:46.411											
<b>93</b>	<b>Proton Competition</b>		Porsche 911 RSR - 19															
	1. Michael FASSBENDER		3. Richard LIETZ			LMGTE												
	2. Zacharie ROBICHON																	
1	1	4:07.910	2:46.578	40.803	40.529	198.2	4:07.910											
2	1	1:53.004	35.856	38.188	38.960	260.9	6:00.914											
3	1	1:58.712 <b>B</b>	35.405	38.276	45.031	267.3	7:59.626											
4	1	2:35.588	1:17.268	39.297	39.023	201.1	10:35.214											
5	1	1:51.840	35.662	37.916	38.262	263.4	12:27.054											
6	1	1:51.630	35.492	37.762	38.376	266.7	14:18.684											
7	1	1:51.326	35.304	37.719	38.303	269.3	16:10.010											
8	1	1:53.214	36.151	38.756	38.307	267.3	18:03.224											
9	1	1:51.451	35.479	37.681	38.291	267.3	19:54.675											
10	1	<b>1:50.897</b>	<b>35.103</b>	<b>37.526</b>	38.268	268.0	21:45.572											
11	1	1:51.239	35.406	37.630	<b>38.203</b>	267.3	23:36.811											
12	1	1:51.491	35.199	37.751	38.541	270.0	25:28.302											
13	1	1:52.105	35.777	37.526	38.802	268.0	27:20.407											
14	1	1:51.544	35.516	37.526	38.502	267.3	29:11.951											
15	1	1:51.734	35.546	37.847	38.341	243.8	31:03.685											
<b>95</b>	<b>Oman Racing with TF Sport</b>		Aston Martin Vantage AMR															
	1. John HARTSHORNE		3. Jonathan ADAM			LMGTE												
	2. Henrique CHAVES																	
1	1	2:24.432	1:02.883	40.231	41.318	188.8	2:24.432											
2	1	1:57.653	37.025	40.587	40.041	258.4	4:22.085											
3	1	1:55.497	36.271	40.096	39.130	260.9	6:17.582											
4	1	1:54.411	35.968	39.334	39.109	260.9	8:11.993											
5	1	1:54.084	36.027	38.934	39.123	261.5	10:06.077											
6	1	1:53.718	35.888	38.881	38.949	261.5	11:59.795											
7	1	1:56.355	37.444	39.435	39.476	230.8	13:56.150											
8	1	1:53.677	36.183	38.810	38.684	258.4	15:49.827											
9	1	2:01.127 <b>B</b>	35.885	38.955	46.287	262.8	17:50.954											
10	1	3:11.743	1:53.756	39.178	38.809	201.5	21:02.697											
11	1	1:53.125	36.037	38.570	38.518	260.9	22:55.822											
12	1	1:52.826	35.630	38.602	38.594	263.4	24:48.648											
13	1	1:52.781	35.628	38.721	38.432	262.1	26:41.429											
14	1	<b>1:52.358</b>	<b>35.607</b>	<b>38.218</b>	38.533	261.5	28:33.787											
15	1	1:53.566	35.776	39.436	<b>38.354</b>	260.9	30:27.353											

