


EUROPEAN LE MANS SERIES
4 Hours of Spa-Francorchamps
Free Practice 1
Sector Analysis

Lap under Red Flag Invalidated Lap Personal Best Session Best Crossing the pit lane

Lap	D	Time	Sector 1	Sector 2	Sector 3	T. Spd	Elapsed	Lap	D	Time	Sector 1	Sector 2	Sector 3	T. Spd	Elapsed
2 United Autosports Ligier JS P320 - Nissan 1. Joshua CAYGILL 3. Finn GEHRSTZ LMP3 2. Bailey VOISIN								4	1	2:16.404	38.800	59.644	37.960	267.6	9:41.275
1	3	4:02.684	2:18.520	1:05.117	39.047	249.1	4:02.684	5	1	2:14.597	38.399	1:00.958	35.240	269.6	11:55.872
2	3	2:20.776	39.141	1:01.948	39.687	264.3	6:23.460	6	1	2:12.893	38.594	59.718	34.581	269.6	14:08.765
3	3	2:13.275	38.714	1:00.126	34.435	267.6	8:36.735	7	1	2:20.964 B	39.345	1:01.425	40.194	258.6	16:29.729
4	3	2:15.706	39.165	1:00.982	35.559	266.9	10:52.441	8	3	7:54.638	6:14.736	1:04.158	35.744	240.8	24:24.367
5	3	2:21.909 B	38.878	1:01.902	41.129	267.6	13:14.350	9	3	2:17.506	39.739	1:02.271	35.496	264.9	26:41.873
6	3	10:26.082	8:48.432	1:02.180	35.470	259.9	23:40.432	10	3	2:16.466	39.205	1:02.081	35.180	267.6	28:58.339
7	3	2:16.177	39.245	1:01.614	35.318	263.0	25:56.609	11	3	2:17.163	39.160	1:02.341	35.662	268.2	31:15.502
8	3	2:15.992	39.166	1:01.423	35.403	264.3	28:12.601	12	3	2:18.159	39.227	1:02.698	36.234	267.6	33:33.661
9	3	2:15.733	39.126	1:01.804	34.803	266.9	30:28.334	13	3	2:24.447 B	39.189	1:02.216	43.042	267.6	35:58.108
10	3	2:22.707 B	38.977	1:02.146	41.584	264.9	32:51.041	14	3	7:53.739 B	5:47.324	1:03.084	1:03.331	257.4	43:51.847
11	2	4:04.599	2:25.194	1:03.854	35.551	257.4	36:55.640	15	3	10:26.127	8:43.817	1:05.589	36.721	252.0	54:17.974
12	2	2:16.284	39.056	1:02.024	35.204	263.6	39:11.924	16	3	2:16.917	39.341	1:02.334	35.242	266.2	56:34.891
13	2	2:16.365	39.173	1:01.969	35.223	261.7	41:28.289	17	3	2:17.809	38.975	1:03.128	35.706	267.6	58:52.700
3 United Autosports Ligier JS P320 - Nissan 1. James MCGUIRE 3. Andrew BENTLEY LMP3 2. Kay VAN BERLO								18	3	2:19.392	39.890	1:04.010	35.492	264.3	1:01:12.092
1	2	3:33.560	1:57.003	1:01.247	35.310	250.3	3:33.560	19	3	2:17.008	39.090	1:02.467	35.451	268.9	1:03:29.100
2	2	2:13.204	38.554	59.581	35.069	269.6	5:46.764	20	3	2:24.060 B	38.871	1:02.800	42.389	268.9	1:05:53.160
3	2	2:12.923	38.604	59.819	34.500	269.6	7:59.687	21	2	5:31.583	3:45.817	1:08.740	37.026	241.3	1:11:24.743
4	2	2:12.868	38.581	59.843	34.444	268.2	10:12.555	22	2	2:19.857	39.603	1:03.700	36.554	266.9	1:13:44.600
5	2	2:21.903 B	38.698	1:01.898	41.307	268.2	12:34.458	23	2	2:20.031	39.442	1:04.173	36.416	266.9	1:16:04.631
6	1	7:13.548	5:26.307	1:09.387	37.854	255.0	19:48.006	24	2	2:20.173	39.265	1:04.842	36.066	269.6	1:18:24.804
7	1	2:26.133	41.146	1:06.958	38.029	257.4	22:14.139	25	2	2:24.379	40.074	1:06.298	38.007	264.9	1:20:49.183
8	1	2:25.568	40.895	1:06.984	37.689	259.9	24:39.707	26	2	2:21.389	39.349	1:04.164	37.876	268.2	1:23:10.572
9	1	2:37.322 B	41.345	1:07.912	48.065	257.4	27:17.029	27	2	2:21.354	39.293	1:05.698	36.263	266.9	1:25:31.926
10	1	4:47.633	3:01.887	1:08.207	37.539	258.6	32:04.662	28	2	2:19.137	39.428	1:03.958	35.751	266.9	1:27:51.063
11	1	2:25.560	41.107	1:07.299	37.154	258.0	34:30.222	29	2	2:18.847	38.934	1:04.230	35.683	268.9	1:30:09.910
12	1	2:40.245 B	41.284	1:09.252	49.709	255.6	37:10.467	5 RLR M Sport Ligier JS P320 - Nissan 1. Michael JENSEN 3. Alex KAPADIA LMP3 2. Nick ADCOCK							
13	1	8:20.296 B	5:14.601	1:31.456	1:34.239	256.2	45:30.763	1	3	3:07.350	1:19.880	1:08.754	38.716	219.8	3:07.350
14	1	10:35.195	8:50.142	1:07.687	37.366	252.6	56:05.958	2	3	2:13.338	38.744	1:00.033	34.561	266.2	5:20.688
15	1	2:28.815	41.208	1:10.263	37.344	256.8	58:34.773	3	3	2:12.993	38.632	59.881	34.480	268.2	7:33.681
16	1	2:24.780	40.836	1:07.093	36.851	260.5	1:00:59.553	4	3	2:12.894	38.561	59.901	34.432	268.9	9:46.575
17	1	2:23.744	40.566	1:06.982	36.196	264.3	1:03:23.297	5	3	2:25.298	38.590	1:05.609	41.099	259.2	12:11.873
18	1	2:27.569	40.232	1:08.604	38.733	263.6	1:05:50.866	6	3	2:23.335 B	38.481	1:03.017	41.837	263.0	14:35.208
19	1	2:23.189	40.173	1:06.210	36.806	261.7	1:08:14.055	7	3	6:12.580	4:36.030	1:01.432	35.118	259.9	20:47.788
20	1	2:25.666	41.720	1:07.281	36.665	263.6	1:10:39.721	8	3	2:14.657	38.851	1:00.966	34.840	266.2	23:02.445
21	1	2:23.355	40.085	1:06.677	36.593	265.6	1:13:03.076	9	3	2:21.455 B	39.029	1:01.231	41.195	266.2	25:23.900
22	1	2:38.528 B	40.461	1:08.643	49.424	265.6	1:15:41.604	10	2	4:09.025	2:27.229	1:05.533	36.263	254.4	29:32.925
23	3	3:57.088	2:16.966	1:04.147	35.975	258.6	1:19:38.692	11	2	2:24.366	42.968	1:05.369	36.029	239.2	31:57.291
24	3	2:17.221	39.425	1:02.548	35.248	265.6	1:21:55.913	12	2	2:20.351	40.271	1:04.294	35.786	261.1	34:17.642
25	3	2:17.659	39.977	1:02.615	35.067	266.2	1:24:13.572	13	2	2:20.866	40.438	1:04.217	36.211	261.1	36:38.508
26	3	2:17.311	38.903	1:03.363	35.045	268.9	1:26:30.883	14	2	2:19.466	39.389	1:04.155	35.922	263.0	38:57.974
27	3	2:19.048	38.861	1:03.146	37.041	268.9	1:28:49.931	15	2	2:20.136	39.546	1:04.342	36.248	261.7	41:18.110
28	3	2:17.916	40.064	1:02.564	35.288	264.3	1:31:07.847	16	2	2:57.394 B	39.576	1:03.303	1:14.515	266.2	44:15.504
4 DKR Engineering Duqueine M30 - D08 - Nissan 1. Sebastian ALVAREZ 3. Tom VAN ROMPUY LMP3 2. Alexander BUKHANTSOV								17	1	13:22.203	...	1:05.550	36.227	253.2	57:37.707
1	1	2:56.622	1:17.640	1:04.392	34.590	189.8	2:56.622	18	1	2:21.024	40.202	1:04.441	36.381	261.1	59:58.731
2	1	2:15.598	38.555	1:02.007	35.036	271.6	5:12.220	19	1	2:21.835	41.140	1:04.485	36.210	256.8	1:02:20.566
3	1	2:12.651	38.509	59.561	34.581	268.9	7:24.871	20	1	2:20.209	40.183	1:03.987	36.039	261.7	1:04:40.775
								21	1	2:20.569	40.001	1:04.667	35.901	264.3	1:07:01.344
								22	1	2:26.954 B	39.712	1:04.157	43.085	267.6	1:09:28.298
								23	2	3:54.507	2:13.919	1:04.495	36.093	261.7	1:13:22.805
								24	2	2:21.068	40.155	1:04.825	36.088	266.2	1:15:43.873





EUROPEAN LE MANS SERIES
4 Hours of Spa-Francorchamps

Free Practice 1

Sector Analysis

Lap under Red Flag Invalidated Lap Personal Best Session Best B Crossing the pit lane

Lap	D	Time	Sector 1	Sector 2	Sector 3	T. Spd	Elapsed	Lap	D	Time	Sector 1	Sector 2	Sector 3	T. Spd	Elapsed
25	2	2:19.023	39.400	1:03.812	35.811	264.9	1:18:02.896	14	1	9:28.077 B	7:36.813	1:05.297	45.967	255.6	55:49.751
26	2	2:22.013	39.474	1:04.259	38.280	265.6	1:20:24.909	15	1	7:59.638	6:19.289	1:04.141	36.208	258.0	1:03:49.389
27	2	2:19.783	39.599	1:04.079	36.105	267.6	1:22:44.692	16	1	2:29.017 B	40.132	1:04.597	44.288	260.5	1:06:18.406
28	2	2:26.938 B	39.064	1:04.095	43.779	267.6	1:25:11.630	17	1	7:23.864	5:43.586	1:03.999	36.279	261.1	1:13:42.270
29	3	3:44.801	2:06.233	1:02.562	36.006	255.0	1:28:56.431	18	1	2:20.088	39.551	1:04.425	36.112	264.3	1:16:02.358
30	3	2:16.144	38.872	1:01.929	35.343	270.9	1:31:12.575	19	1	2:21.368	39.664	1:05.206	36.498	265.6	1:18:23.726
								20	1	2:31.181 B	40.141	1:06.189	44.851	262.4	1:20:54.907

6 **360 Racing** Ligier JS P320 - Nissan LMP3
1. Terrence WOODWARD 3. Mark RICHARDS
2. Ross KAISER

1	2	2:43.644	57.510	1:04.713	41.421	239.2	2:43.644
2	2	2:14.415	39.009	1:00.679	34.727	265.6	4:58.059
3	2	2:13.941	38.736	1:00.533	34.672	267.6	7:12.000
4	2	2:13.866	38.972	1:00.354	34.540	266.2	9:25.866
5	2	2:14.400	38.814	1:00.761	34.825	266.9	11:40.266
6	2	2:13.803	38.754	1:00.539	34.510	266.9	13:54.069
7	2	2:21.514 B	38.793	1:01.049	41.672	268.9	16:15.583
8	3	4:33.044	2:50.917	1:05.560	36.567	249.7	20:48.627
9	3	2:20.025	40.478	1:03.880	35.667	256.2	23:08.652
10	3	2:21.436	40.597	1:05.352	35.487	258.6	25:30.088
11	3	2:19.592	39.796	1:04.322	35.474	263.6	27:49.680
12	3	2:19.027	39.928	1:03.756	35.343	261.7	30:08.707
13	3	2:22.601	39.310	1:04.439	38.852	267.6	32:31.308
14	3	2:39.918 B	41.509	1:09.413	48.996	184.9	35:11.226
15	1	20:32.805	...	1:05.364	36.228	253.2	55:44.031
16	1	2:23.525	39.691	1:04.253	39.581	264.3	58:07.556
17	1	2:21.151	40.177	1:04.862	36.112	255.6	1:00:28.707
18	1	2:20.113	39.416	1:04.105	36.592	266.9	1:02:48.820
19	1	2:19.111	39.667	1:03.748	35.696	266.2	1:05:07.931
20	1	2:18.294	39.553	1:03.065	35.676	266.2	1:07:26.225
21	1	2:26.172 B	39.650	1:03.868	42.654	267.6	1:09:52.397
22	3	6:49.551	5:07.150	1:06.273	36.128	248.5	1:16:41.948
23	3	2:21.251	40.688	1:04.444	36.119	251.4	1:19:03.199
24	3	2:21.934	40.548	1:05.223	36.163	256.8	1:21:25.133
25	3	2:20.601	40.601	1:03.874	36.126	253.2	1:23:45.734
26	3	2:20.103	39.910	1:04.115	36.078	257.4	1:26:05.837
27	3	2:19.239	39.738	1:03.639	35.862	259.2	1:28:25.076
28	3	2:21.864	40.560	1:04.135	37.169	258.0	1:30:46.940

7 **Nielsen Racing** Ligier JS P320 - Nissan LMP3
1. Anthony WELLS
2. James LITTLEJOHN

1	2	2:59.193	1:21.693	1:01.696	35.804	256.2	2:59.193
2	2	2:14.092	39.114	1:00.373	34.605	266.9	5:13.285
3	2	2:14.170	38.902	1:00.650	34.618	268.2	7:27.455
4	2	2:14.370	38.999	1:00.358	35.013	268.2	9:41.825
5	2	2:24.138 B	38.861	1:00.886	44.391	268.9	12:05.963
6	2	7:39.960	6:03.101	1:01.769	35.090	263.0	19:45.923
7	2	2:14.132	38.899	1:00.495	34.738	266.2	22:00.055
8	2	2:14.401	39.087	1:00.647	34.667	266.2	24:14.456
9	2	2:14.779	38.772	1:00.689	35.318	268.2	26:29.235
10	2	2:16.640	38.988	1:02.042	35.610	268.2	28:45.875
11	2	2:20.451 B	38.887	1:00.611	40.953	266.9	31:06.326
12	1	4:40.775 B	2:48.055	1:05.838	46.882	258.0	35:47.101
13	1	10:34.573 B	7:01.375	1:59.866	1:33.332	256.8	46:21.674

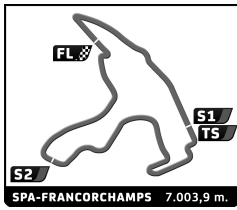
9 **Prema Racing** Oreca 07 - Gibson LMP2
1. Juan Manuel CORREA 3. Ferdinand HABSBURG
2. Louis DELETRAZ

1	2	4:27.190	2:48.521	1:01.126	37.543	249.1	4:27.190
2	2	2:06.790	36.562	56.175	34.053	286.7	6:33.980
3	2	2:09.843	36.570	58.638	34.635	289.0	8:43.823
4	2	2:10.399	36.768	57.459	36.172	286.7	10:54.222
5	2	2:16.692 B	38.552	58.562	39.578	255.0	13:10.914
6	3	4:54.158	3:17.914	1:00.742	35.502	255.6	18:05.072
7	3	2:10.678	37.213	58.443	35.022	285.9	20:15.750
8	3	2:08.391	37.210	57.695	33.486	286.7	22:24.141
9	3	2:08.428	37.074	57.988	33.366	288.2	24:32.569
10	3	2:15.972 B	37.143	58.196	40.633	288.2	26:48.541
11	3	11:58.570	...	1:01.170	34.217	250.8	38:47.111
12	3	2:13.591	38.290	59.571	35.730	256.8	41:00.702
13	3	2:18.586 B	37.167	59.495	41.924	285.2	43:19.288
14	3	10:51.583	9:17.102	59.738	34.743	261.1	54:10.871
15	3	2:08.716	37.077	58.207	33.432	285.9	56:19.587
16	3	2:09.849	37.045	59.291	33.513	286.7	58:29.436
17	3	2:15.050 B	37.250	58.197	39.603	288.2	1:00:44.486
18	1	3:17.502	1:44.593	58.775	34.134	282.9	1:04:01.988
19	1	2:09.657	37.496	58.515	33.646	287.4	1:06:11.645
20	1	2:09.319	37.061	58.907	33.351	286.7	1:08:20.964
21	1	2:09.402	37.122	58.620	33.660	282.2	1:10:30.366
22	1	2:15.724 B	37.282	58.297	40.145	280.7	1:12:46.090
23	1	9:10.173	7:35.266	1:01.040	33.867	227.6	1:21:56.263
24	1	2:11.532	37.621	59.564	34.347	283.7	1:24:07.795
25	1	2:13.734	37.291	1:02.109	34.334	281.5	1:26:21.529
26	1	2:11.157	37.638	59.935	33.584	275.0	1:28:32.686
27	1	2:11.765	37.236	59.899	34.630	280.7	1:30:44.451

10 **Eurointernational** Ligier JS P320 - Nissan LMP3
1. Xavier LLOVERAS
2. Miguel CRISTÓVÃO

1	1	3:42.953	2:05.913	1:02.619	34.421	252.0	3:42.953
2	1	2:15.687	38.604	1:02.349	34.734	267.6	5:58.640
3	1	2:13.047	38.668	1:00.065	34.314	268.9	8:11.687
4	1	2:17.936	38.657	1:02.350	36.929	268.9	10:29.623
5	1	2:12.964	38.620	59.893	34.451	269.6	12:42.587
6	1	2:16.576	38.548	1:02.967	35.061	272.3	14:59.163
7	1	2:12.729	38.530	59.928	34.271	270.9	17:11.892
8	1	2:20.559 B	38.579	1:00.673	41.307	270.2	19:32.451
9	2	8:25.677	6:40.448	1:08.993	36.236	208.8	27:58.128
10	2	2:19.023	39.859	1:03.749	35.415	264.9	30:17.151
11	2	2:18.301	39.803	1:03.028	35.470	264.3	32:35.452
12	2	2:20.586	40.562	1:04.122	35.902	261.7	34:56.038
13	2	2:20.056	39.683	1:04.436	35.937	264.3	37:16.094





EUROPEAN LE MANS SERIES
4 Hours of Spa-Francorchamps

Free Practice 1

Sector Analysis

Lap under Red Flag Invalidated Lap Personal Best Session Best Crossing the pit lane

Lap	D	Time	Sector 1	Sector 2	Sector 3	T. Spd	Elapsed	Lap	D	Time	Sector 1	Sector 2	Sector 3	T. Spd	Elapsed
14	2	2:20.395	39.967	1:04.338	36.096	263.0	39:36.489	6	3	2:14.085	38.963	1:00.395	34.727	265.6	25:40.614
15	2	2:19.294	39.937	1:03.888	35.469	264.3	41:55.783	7	3	2:14.321	39.238	1:00.322	34.761	266.2	27:54.935
16	2	3:47.957 B	39.687	1:37.444	1:30.826	265.6	45:43.740	8	3	2:14.188	38.906	1:00.347	34.935	267.6	30:09.123
17	2	13:14.973	...	1:13.568	40.552	192.1	58:58.713	9	3	2:17.259	38.952	1:01.929	36.378	272.9	32:26.382
18	2	2:25.186	41.357	1:06.188	37.641	223.9	1:01:23.899	10	3	2:14.681	39.154	1:00.750	34.777	266.9	34:41.063
19	2	2:20.632	40.456	1:04.001	36.175	261.7	1:03:44.531	11	3	2:15.736	39.088	1:00.902	35.746	266.2	36:56.799
20	2	2:20.648	40.390	1:04.417	35.841	260.5	1:06:05.179	12	3	2:16.227	38.798	1:01.735	35.694	264.9	39:13.026
21	2	2:20.395	40.105	1:04.479	35.811	263.0	1:08:25.574	13	3	2:27.811	42.170	1:05.517	40.124	196.3	41:40.837
22	2	2:19.389	40.043	1:03.620	35.726	263.6	1:10:44.963	14	3	3:42.398 B	38.904	1:33.435	1:30.059	264.9	45:23.235
23	2	2:19.806	39.671	1:04.463	35.672	265.6	1:13:04.769	15	1	9:09.405	7:30.194	1:03.565	35.646	258.0	54:32.640
24	2	2:38.231 B	39.740	1:07.947	50.544	267.6	1:15:43.000	16	1	2:17.650	39.454	1:02.921	35.275	264.3	56:50.290
25	1	3:46.707	2:08.281	1:02.985	35.441	262.4	1:19:29.707	17	1	2:16.327	38.878	1:02.191	35.258	267.6	59:06.617
26	1	2:16.504	39.635	1:01.899	34.970	266.2	1:21:46.211	18	1	2:16.727	39.324	1:02.107	35.296	266.2	1:01:23.344
27	1	2:17.610	39.190	1:01.909	36.511	268.2	1:24:03.821	19	1	2:16.493	39.156	1:02.034	35.303	266.2	1:03:39.837
28	1	2:20.239	39.545	1:05.548	35.146	268.2	1:26:24.060	20	1	2:16.094	38.944	1:01.737	35.413	266.9	1:05:55.931
29	1	2:19.002	39.355	1:02.907	36.740	268.2	1:28:43.062	21	1	2:18.190	38.888	1:02.641	36.661	268.2	1:08:14.121
30	1	2:15.376	39.090	1:01.462	34.824	266.9	1:30:58.438	22	1	2:16.440	39.205	1:01.737	35.498	267.6	1:10:30.561

11 Eurointernational Ligier JS P320 - Nissan
 1. Max KOEBOLT 3. Santiago Concepcion SERR LMP3
 2. Jérôme DE SADELEER

1	1	11:05.531	9:25.255	1:04.978	35.298	248.0	11:05.531
2	1	2:13.630	38.773	1:00.362	34.495	266.9	13:19.161
3	1	2:13.260	38.933	59.643	34.684	265.6	15:32.421
4	1	2:13.125	38.819	59.606	34.700	266.2	17:45.546
5	1	2:18.982 B	38.714	59.764	40.504	266.9	20:04.528
6	1	12:47.601	...	1:02.679	34.875	259.2	32:52.129
7	1	2:14.238	39.166	1:00.382	34.690	261.7	35:06.367
8	1	2:14.524	38.866	1:00.594	35.064	263.6	37:20.891
9	1	2:21.635 B	38.786	1:01.878	40.971	266.9	39:42.526
10	2	15:26.133	...	1:02.484	37.088	252.0	55:08.659
11	2	2:16.090	39.246	1:01.478	35.366	263.0	57:24.749
12	2	2:19.979	39.694	1:02.881	37.404	233.5	59:44.728
13	2	2:21.012	39.013	1:03.579	38.420	268.2	1:02:05.740
14	2	2:16.692	39.189	1:02.118	35.385	266.9	1:04:22.432
15	2	2:17.646	39.057	1:03.288	35.301	269.6	1:06:40.078
16	2	2:15.961	38.974	1:01.491	35.496	266.9	1:08:56.039
17	2	2:22.712 B	39.359	1:01.816	41.537	264.3	1:11:18.751
18	3	4:11.572	2:23.654	1:10.919	36.999	257.4	1:15:30.323
19	3	2:18.636	39.143	1:03.121	36.372	264.9	1:17:48.959
20	3	2:17.204	39.370	1:02.418	35.416	264.3	1:20:06.163
21	3	2:16.194	39.162	1:01.856	35.176	265.6	1:22:22.357
22	3	2:16.160	39.100	1:01.808	35.252	267.6	1:24:38.517
23	3	2:18.982	39.912	1:03.807	35.263	265.6	1:26:57.499
24	3	2:16.091	39.111	1:02.001	34.979	267.6	1:29:13.590
25	3	2:22.865 B	39.237	1:01.615	42.013	264.9	1:31:36.455

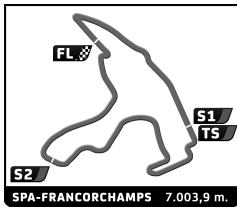
13 Inter Europol Competition Ligier JS P320 - Nissan
 1. Charles CREWS 3. Guilherme OLIVEIRA LMP3
 2. Nicolas PINO

1	2	4:19.602	2:34.586	1:04.076	40.940	250.8	4:19.602
2	2	2:14.659	38.554	1:00.291	35.814	266.2	6:34.261
3	2	2:12.424	38.365	59.654	34.405	268.9	8:46.685
4	2	2:19.667 B	38.479	1:00.314	40.874	268.2	11:06.352
5	3	12:20.177	...	1:00.998	36.222	260.5	23:26.529

14 Inter Europol Competition Ligier JS P320 - Nissan
 1. James DAYSON 3. Mateusz KAPRZYK LMP3
 2. Noam ABRAMCZYK

1	2	3:03.236	1:23.192	1:03.043	37.001	254.4	3:03.236
2	2	2:13.717	38.848	1:00.274	34.595	262.4	5:16.953
3	2	2:14.095	38.706	1:00.722	34.667	265.6	7:31.048
4	2	2:14.734	38.724	1:00.354	35.656	264.3	9:45.782
5	2	2:14.318	38.640	1:01.099	34.579	267.6	12:00.100
6	2	2:15.820	38.563	1:02.497	34.760	265.6	14:15.920
7	2	2:22.175 B	38.702	1:00.399	43.074	266.9	16:38.095
8	3	4:15.270	2:35.142	1:03.772	36.356	264.9	20:53.365
9	3	2:18.173	38.913	1:01.557	37.703	266.9	23:11.538
10	3	2:17.332	38.923	1:03.446	34.963	267.6	25:28.870
11	3	2:17.537	38.864	1:01.789	36.884	266.9	27:46.407
12	3	2:17.818	38.770	1:03.575	35.473	268.9	30:04.225
13	3	2:23.554 B	38.920	1:02.856	41.778	268.2	32:27.779
14	1	4:59.286	3:18.043	1:04.810	36.433	244.6	37:27.065
15	1	2:22.750	40.806	1:05.087	36.857	261.7	39:49.815
16	1	2:22.903	40.583	1:04.829	37.491	263.0	42:12.718
17	1	4:12.789 B	40.636	1:59.115	1:33.038	263.0	46:25.507
18	1	7:53.904	6:09.414	1:06.138	38.352	250.8	54:19.411
19	1	2:24.417	41.031	1:06.286	37.100	258.6	56:43.828
20	1	2:25.285	40.903	1:07.447	36.935	255.0	59:09.113
21	1	2:23.127	41.341	1:05.275	36.511	258.0	1:01:32.240
22	1	2:22.792	40.682	1:05.469	36.641	262.4	1:03:55.032
23	1	2:23.136	41.236	1:05.287	36.613	259.2	1:06:18.168
24	1	2:22.933	40.691	1:05.464	36.778	261.7	1:08:41.101
25	1	2:30.649 B	40.291	1:06.215	44.143	264.3	1:11:11.750





EUROPEAN LE MANS SERIES
4 Hours of Spa-Francorchamps
Free Practice 1

Sector Analysis

Lap under Red Flag Invalidated Lap Personal Best Session Best Crossing the pit lane

Lap	D	Time	Sector 1	Sector 2	Sector 3	T. Spd	Elapsed	Lap	D	Time	Sector 1	Sector 2	Sector 3	T. Spd	Elapsed
26	1	6:19.353	4:37.281	1:05.616	36.456	259.9	1:17:31.103	9	2	2:17.587	39.210	1:02.974	35.403	264.9	37:18.702
27	1	2:21.714	40.609	1:05.170	35.935	261.1	1:19:52.817	10	2	2:19.677	39.603	1:04.618	35.456	263.6	39:38.379
28	1	2:21.912	40.386	1:05.326	36.200	263.0	1:22:14.729	11	2	2:19.674	39.463	1:04.211	36.000	264.3	41:58.053
29	1	2:21.438	40.288	1:04.994	36.156	263.6	1:24:36.167	12	2	3:58.890 B	39.499	1:47.809	1:31.582	268.2	45:56.943
30	1	2:23.726	40.398	1:06.101	37.227	263.0	1:26:59.893	13	2	9:17.384	7:35.831	1:04.664	36.889	256.8	55:14.327
31	1	2:20.883	40.406	1:04.328	36.149	263.6	1:29:20.776	14	2	2:18.494	39.599	1:03.438	35.457	264.3	57:32.821
32	1	2:20.590	40.164	1:04.506	35.920	263.0	1:31:41.366	15	2	2:18.222	39.389	1:03.333	35.500	264.9	59:51.043

15	RLR MSport	Ligier JS P320 - Nissan	
	1.Horst FELBERMAYR JR	3.Valentino CATALANO	LMP3
	2.Austin MCCUSKER		

1	3	2:41.460	56.694	1:03.383	41.383	245.7	2:41.460
2	3	2:13.177	38.779	59.760	34.638	265.6	4:54.637
3	3	2:12.950	38.587	59.881	34.482	268.2	7:07.587
4	3	2:12.597	38.539	59.779	34.279	268.2	9:20.184
5	3	2:12.707	38.594	59.964	34.149	266.9	11:32.891
6	3	2:20.726 B	38.697	59.847	42.182	268.2	13:53.617
7	1	4:19.528	2:34.263	1:08.778	36.487	252.6	18:13.145
8	1	2:20.441	40.253	1:03.303	36.885	259.2	20:33.586
9	1	2:21.087	39.719	1:04.629	36.739	264.9	22:54.673
10	1	2:19.878	40.146	1:03.810	35.922	260.5	25:14.551
11	1	2:19.665	39.913	1:03.216	36.536	264.3	27:34.216
12	1	2:21.134	40.324	1:04.277	36.533	266.2	29:55.350
13	1	2:18.905	39.954	1:03.163	35.788	261.7	32:14.255
14	1	2:18.949	39.624	1:03.235	36.090	263.0	34:33.204
15	1	2:19.172	39.072	1:03.879	36.221	268.2	36:52.376
16	1	2:22.195	39.821	1:03.770	38.604	261.1	39:14.571
17	1	2:30.076 B	40.021	1:04.102	45.953	261.1	41:44.647
18	2	14:47.114	...	1:03.770	35.915	256.8	56:31.761
19	2	2:17.222	39.291	1:02.606	35.325	265.6	58:48.983
20	2	2:17.576	39.295	1:02.679	35.602	268.9	1:01:06.559
21	2	2:18.250	39.740	1:02.679	35.831	267.6	1:03:24.809
22	2	2:18.401	39.106	1:04.043	35.252	269.6	1:05:43.210
23	2	2:16.080	38.856	1:02.247	34.977	268.9	1:07:59.290
24	2	2:16.731	38.879	1:02.747	35.105	270.2	1:10:16.021
25	2	2:18.333	39.713	1:02.994	35.626	268.9	1:12:34.354
26	2	2:16.897	38.947	1:02.305	35.645	268.9	1:14:51.251
27	2	2:25.109 B	40.007	1:03.620	41.482	259.9	1:17:16.360
28	2	4:03.476	2:24.826	1:03.099	35.551	261.7	1:21:19.836
29	2	2:16.324	39.080	1:02.130	35.114	267.6	1:23:36.160
30	2	2:15.861	38.937	1:01.670	35.254	267.6	1:25:52.021
31	2	2:18.281	38.883	1:03.321	36.077	268.9	1:28:10.302
32	2	2:17.109	39.111	1:02.343	35.655	268.2	1:30:27.411

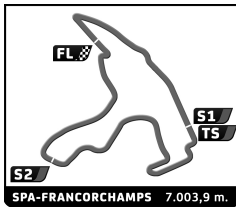
17	COOL Racing	Ligier JS P320 - Nissan	
	1.Maurice SMITH	3.Malthe JAKOBSEN	LMP3
	2.Michael BENHAM		

1	3	4:07.912	2:27.660	1:01.713	38.539	255.6	4:07.912
2	3	2:12.884	38.268	1:00.319	34.297	271.6	6:20.796
3	3	2:11.786	38.234	58.943	34.609	270.9	8:32.582
4	3	2:11.741	38.418	59.124	34.199	269.6	10:44.323
5	3	2:17.528 B	38.446	59.039	40.043	269.6	13:01.851
6	2	14:52.115 B	...	1:04.242	1:35.767	257.4	27:53.966
7	2	4:49.198	3:10.342	1:03.058	35.798	258.6	32:43.164
8	2	2:17.951	39.344	1:02.852	35.755	263.0	35:01.115

18	Absolute Racing	Porsche 911 RSR - 19	
	1.Andrew HARYANTO	3.Alessio PICARELLO	LMGT E
	2.Martin RUMP		

1	3	3:29.673	1:46.275	1:06.024	37.374	235.6	3:29.673
2	3	2:16.946	39.682	1:01.739	35.525	261.7	5:46.619
3	3	2:17.840	40.069	1:02.213	35.558	261.1	8:04.459
4	3	2:17.883	39.819	1:02.274	35.790	261.7	10:22.342
5	3	2:24.063 B	39.893	1:02.392	41.778	261.7	12:46.405
6	3	4:35.248	2:55.708	1:03.284	36.256	260.5	17:21.653
7	3	2:19.677	40.059	1:03.757	35.861	261.1	19:41.330
8	3	2:18.525	40.084	1:02.615	35.826	260.5	21:59.855
9	3	2:19.047	40.159	1:02.696	36.192	261.7	24:18.902
10	3	2:18.826	40.004	1:02.823	35.999	260.5	26:37.728
11	3	2:25.098 B	39.950	1:03.009	42.139	261.7	29:02.826
12	2	3:55.992	2:15.433	1:04.438	36.121	258.6	32:58.818
13	2	2:21.044	40.320	1:04.117	36.607	260.5	35:19.862
14	2	2:19.656	40.101	1:03.410	36.145	261.1	37:39.518
15	2	2:22.666	40.289	1:05.826	36.551	260.5	40:02.184
16	2	2:22.333	39.960	1:04.841	37.532	262.4	42:24.517
17	2	4:12.974 B	40.686	2:03.520	1:28.768	195.2	46:37.491
18	2	8:05.538	6:24.793	1:04.438	36.307	258.6	54:43.029
19	2	2:19.620	40.030	1:03.557	36.033	262.4	57:02.649
20	2	2:19.942	39.915	1:04.081	35.946	261.1	59:22.591
21	2	2:19.589	39.855	1:03.668	36.066	261.7	1:01:42.180
22	2	2:20.105	39.916	1:03.549	36.640	262.4	1:04:02.285
23	2	2:26.243 B	40.326	1:03.620	42.297	260.5	1:06:28.528
24	1	3:27.265	1:45.804	1:05.452	36.009	205.2	1:09:55.793
25	1	2:20.704	40.555	1:03.994	36.155	259.2	1:12:16.497
26	1	2:21.086	40.139	1:03.799	37.148	261.7	1:14:37.583
27	1	2:22.599	40.944	1:04.618	37.037	257.4	1:17:00.182
28	1	2:20.435	40.451	1:03.782	36.202	259.9	1:19:20.617
29	1	2:21.096	40.362	1:04.191	36.543	260.5	1:21:41.713
30	1	2:22.617	40.378	1:04.539	37.700	259.9	1:24:04.330





EUROPEAN LE MANS SERIES
4 Hours of Spa-Francorchamps


Free Practice 1

Sector Analysis

Lap under Red Flag Invalidated Lap Personal Best Session Best Crossing the pit lane

Lap	D	Time	Sector 1	Sector 2	Sector 3	T. Spd	Elapsed	Lap	D	Time	Sector 1	Sector 2	Sector 3	T. Spd	Elapsed
24 Nielsen Racing 1. Rodrigo SALES 3. Ben HANLEY Orega 07 - Gibson LMP2 P/A 2. Matthew BELL								28 IDEC Sport 1. Paul Loup CHATIN 3. Patrick PILET Orega 07 - Gibson LMP2 2. Paul LAFARGUE							
1	3	2:24.412	44.718	1:03.221	36.473	241.3	2:24.412	1	3	2:31.608	53.562	1:00.054	37.992	263.6	2:31.608
2	3	2:07.088	37.112	56.748	33.228	285.2	4:31.500	2	3	2:07.873	36.578	57.196	34.099	287.4	4:39.481
3	3	2:08.875	36.912	57.233	34.730	288.2	6:40.375	3	3	2:05.216	36.495	56.172	32.549	287.4	6:44.697
4	3	2:08.080	36.851	57.149	34.080	288.2	8:48.455	4	3	2:14.746 B	36.502	58.771	39.473	289.7	8:59.443
5	3	2:14.576 B	36.783	57.775	40.018	288.2	11:03.031	5	3	2:22.995	3:50.743	58.501	33.751	273.6	14:22.438
6	3	4:49.805	3:17.908	58.425	33.472	258.0	15:52.836	6	3	2:06.927	36.831	57.141	32.955	285.9	16:29.365
7	3	2:10.729	37.056	1:00.256	33.417	287.4	18:03.565	7	3	2:12.190 B	36.814	56.790	38.586	287.4	18:41.555
8	3	2:08.486	37.146	58.021	33.319	285.2	20:12.051	8	3	4:09.119	2:36.232	57.915	34.972	285.2	22:50.674
9	3	2:09.170	37.195	58.087	33.888	285.9	22:21.221	9	3	2:08.990	36.758	58.886	33.346	286.7	24:59.664
10	3	2:09.913	37.102	58.880	33.931	286.7	24:31.134	10	3	2:07.593	36.901	57.133	33.559	285.2	27:07.257
11	3	2:09.350	37.159	58.381	33.810	288.2	26:40.484	11	3	2:13.320 B	37.021	57.441	38.858	285.9	29:20.577
12	3	2:17.556 B	37.015	59.072	41.469	289.0	28:58.040	12	2	6:14.730	4:40.322	1:00.172	34.236	280.7	35:35.307
13	2	15:01.102 B	...	59.817	1:07.343	270.9	43:59.142	13	2	2:10.465	37.272	59.503	33.690	285.9	37:45.772
14	2	43:54.778	...	59.670	34.119	269.6	1:27:53.920	14	2	2:13.879	37.264	1:02.337	34.278	285.2	39:59.651
15	2	2:11.286	37.539	1:00.066	33.681	285.2	1:30:05.206	15	2	2:10.868	37.129	59.556	34.183	285.9	42:10.519
27 COOL Racing 1. Jean-Ludovic FOUBERT 3. Nicolas MAULINI Ligier JS P320 - Nissan LMP3 2. Antoine DOQUIN								16 2 4:00.165 B							
1	3	6:23.988	4:42.131	1:05.444	36.413	215.9	6:23.988	17	2	8:13.641	6:36.329	1:02.163	35.149	252.6	54:24.325
2	3	2:14.044	38.850	1:00.302	34.892	263.6	8:38.032	18	2	2:13.427	38.251	1:01.273	33.903	279.3	56:37.752
3	3	2:15.967	38.695	1:00.836	36.436	268.9	10:53.999	19	2	2:11.511	37.349	1:00.259	33.903	286.7	58:49.263
4	3	2:18.354	39.804	1:02.771	35.779	269.6	13:12.353	20	2	2:10.159	37.147	59.284	33.728	285.9	1:00:59.422
5	3	2:14.107	38.740	1:00.625	34.742	267.6	15:26.460	21	2	2:12.610	37.295	1:01.593	33.722	287.4	1:03:12.032
6	3	2:13.676	38.753	1:00.233	34.690	270.2	17:40.136	22	2	2:09.815	37.145	59.008	33.662	286.7	1:05:21.847
7	3	2:22.462 B	38.639	1:00.910	42.913	268.9	20:02.598	23	2	2:10.256	37.123	58.793	34.340	287.4	1:07:32.103
8	1	4:25.918	2:45.796	1:04.191	35.931	258.6	24:28.516	24	2	2:21.525 B	39.485	1:01.273	40.767	278.6	1:09:53.628
9	1	2:19.602	39.709	1:04.216	35.677	264.9	26:48.118	25	1	3:58.146	2:15.267	1:03.801	39.078	246.3	1:13:51.774
10	1	2:19.041	40.112	1:03.406	35.523	264.3	29:07.159	26	1	2:10.793	37.048	59.603	34.142	285.2	1:16:02.567
11	1	2:19.237	39.586	1:03.888	35.763	265.6	31:26.396	27	1	2:11.758	36.987	1:01.279	33.492	286.7	1:18:14.325
12	1	2:19.035	39.157	1:04.541	35.337	265.6	33:45.431	28	1	2:10.683	36.996	58.398	35.289	286.7	1:20:25.008
13	1	2:18.105	39.302	1:03.239	35.564	264.9	36:03.536	29	1	2:09.302	36.980	58.593	33.729	287.4	1:22:34.310
14	1	2:26.765 B	39.251	1:03.730	43.784	265.6	38:30.301	30	1	2:09.310	37.540	58.499	33.271	285.9	1:24:43.620
15	2	3:52.921	2:13.624	1:04.118	35.179	261.7	42:23.222	31	1	2:09.308	36.819	59.292	33.197	288.2	1:26:52.928
16	2	4:10.680 B	38.967	2:01.605	1:30.108	265.6	46:33.902	32	1	2:07.970	36.861	58.022	33.087	287.4	1:29:00.898
17	2	8:36.034	6:57.804	1:03.080	35.150	254.4	55:09.936	33	1	2:10.298	36.818	1:00.157	33.323	288.2	1:31:11.196
18	2	2:15.781	39.025	1:01.828	34.928	266.2	57:25.717	30 Duqueine Team 1. Memo ROJAS 3. Mathieu DE BARBUAT Orega 07 - Gibson LMP2 2. Richard BRADLEY							
19	2	2:15.603	38.822	1:01.482	35.299	269.6	59:41.320	1	2	4:18.314	2:35.751	1:02.249	40.314	246.8	4:18.314
20	2	2:16.589	39.860	1:01.796	34.933	266.9	1:01:57.909	2	2	2:06.693	36.800	56.128	33.765	287.4	6:25.007
21	2	2:14.854	38.821	1:01.321	34.712	268.2	1:04:12.763	3	2	2:33.512	38.856	1:07.897	46.759	172.3	8:58.519
22	2	2:22.772 B	39.143	1:02.018	41.611	262.4	1:06:35.535	4	2	2:09.788	37.345	56.951	35.492	286.7	11:08.307
23	3	4:13.731	2:36.163	1:02.107	35.461	265.6	1:10:49.266	5	2	2:17.830 B	37.652	59.798	40.380	279.3	13:26.137
24	3	2:16.592	39.039	1:01.993	35.560	269.6	1:13:05.858	6	1	4:02.769	2:28.911	1:00.305	33.553	270.9	17:28.906
25	3	2:19.054	38.834	1:04.130	36.090	272.3	1:15:24.912	7	1	2:09.823	37.304	58.918	33.601	285.2	19:38.729
26	3	2:16.393	38.922	1:01.892	35.579	269.6	1:17:41.305	8	1	2:09.418	37.446	58.454	33.518	285.2	21:48.147
27	3	2:24.706 B	38.681	1:02.554	43.471	272.3	1:20:06.011	9	1	2:09.272	37.226	58.679	33.367	285.2	23:57.419
28	1	3:23.651	1:44.047	1:03.775	35.829	266.2	1:23:29.662	10	1	2:14.704 B	37.285	58.100	39.319	284.4	26:12.123
29	1	2:20.715	40.474	1:03.789	36.452	267.6	1:25:50.377	11	3	3:58.912	2:21.995	1:02.299	34.618	204.1	30:11.035
30	1	2:19.763	38.928	1:04.400	36.435	269.6	1:28:10.140	12	3	2:14.714	38.705	1:01.351	34.658	268.9	32:25.749
31	1	2:20.444	39.772	1:04.831	35.841	268.9	1:30:30.584	13	3	2:12.586	37.842	1:00.286	34.458	282.9	34:38.335
								14	3	2:12.841	37.912	1:01.116	33.813	284.4	36:51.176



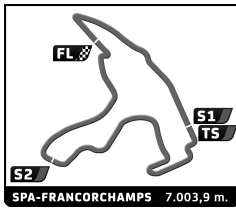


EUROPEAN LE MANS SERIES
4 Hours of Spa-Francorchamps
Free Practice 1
Sector Analysis

Lap under Red Flag Invalidated Lap Personal Best Session Best Crossing the pit lane

Lap	D	Time	Sector 1	Sector 2	Sector 3	T. Spd	Elapsed	Lap	D	Time	Sector 1	Sector 2	Sector 3	T. Spd	Elapsed	
15	3	2:10.070	37.356	59.119	33.595	285.9	39:01.246	32 Rinaldi Racing 1. Pierre EHRET 2. Diego ALESSI 3. Nicolas VARRONE Ferrari 488 GTE Evo LMGT E	1	1	4:48.524	3:04.516	1:07.298	36.710	237.1	4:48.524
16	3	2:10.922	37.324	1:00.128	33.470	285.2	41:12.168		2	1	2:22.911	41.031	1:05.294	36.586	255.6	7:11.435
17	3	2:35.642 B	37.230	59.383	59.029	286.7	43:47.810		3	1	2:23.755	41.233	1:05.743	36.779	255.0	9:35.190
18	3	11:41.596	...	1:03.108	35.222	232.0	55:29.406		4	1	2:22.677	40.512	1:04.747	37.418	257.4	11:57.867
19	3	2:12.466	37.827	1:00.561	34.078	272.9	57:41.872		5	1	2:26.938	40.940	1:07.738	38.260	250.8	14:24.805
20	3	2:11.568	37.304	1:00.557	33.707	286.7	59:53.440		6	1	2:31.830 B	40.785	1:05.280	45.765	259.2	16:56.635
21	3	2:11.110	37.509	59.819	33.782	277.8	1:02:04.550		7	1	4:43.331	3:01.229	1:05.120	36.982	249.1	21:39.966
22	3	2:09.927	37.189	59.071	33.667	287.4	1:04:14.477		8	1	2:22.466	40.421	1:05.459	37.586	257.4	24:03.432
23	3	2:13.054	37.415	58.972	36.667	287.4	1:06:27.531		9	1	2:22.672	40.824	1:05.435	37.413	256.8	26:27.104
24	3	2:10.018	37.396	58.906	33.716	286.7	1:08:37.549		10	1	2:23.822	41.068	1:05.196	37.558	257.4	28:50.926
25	3	2:10.513	37.283	59.309	33.921	287.4	1:10:48.062		11	1	2:33.511 B	41.002	1:07.233	45.276	258.6	31:24.437
26	3	2:17.654 B	37.220	1:00.025	40.409	289.0	1:13:05.716		12	2	24:03.213 B	...	1:05.707	43.090	247.4	55:27.650
27	1	3:28.858	1:54.597	1:00.662	33.599	266.2	1:16:34.574		13	2	7:41.807	5:59.797	1:05.040	36.970	253.8	1:03:09.457
28	1	2:10.269	37.275	59.451	33.543	286.7	1:18:44.843	14	2	2:23.165	40.497	1:05.808	36.860	258.6	1:05:32.622	
29	1	2:10.016	37.102	59.097	33.817	289.0	1:20:54.859	15	2	2:21.783	40.201	1:05.054	36.528	259.2	1:07:54.405	
30	1	2:17.842 B	37.207	1:00.853	39.782	274.3	1:23:12.701	16	2	2:21.206	40.385	1:04.418	36.403	258.6	1:10:15.611	
31	2	3:25.031	1:50.461	59.847	34.723	215.4	1:26:37.732	17	2	2:22.815	40.215	1:05.427	37.173	259.9	1:12:38.426	
32	2	2:19.594 B	37.302	59.233	43.059	284.4	1:28:57.326	18	2	2:38.136 B	40.099	1:12.669	45.368	259.9	1:15:16.562	
31 TDS Racing x Vaillante Oreca 07 - Gibson 1. Philippe CIMADOMO 3. Tijmen VAN DER HELM LMP2 P/A 2. Mathias BECHE								19	2	3:06.057	1:16.366	1:09.873	39.818	248.0	1:18:22.619	
1	2	2:34.054	49.820	1:03.680	40.554	240.8	2:34.054	20	2	2:29.063	39.818	1:04.768	44.477	260.5	1:20:51.682	
2	2	2:11.037	36.669	58.591	35.777	286.7	4:45.091	21	2	2:20.499	39.951	1:04.210	36.338	260.5	1:23:12.181	
3	2	2:05.803	36.656	56.473	32.674	287.4	6:50.894	22	2	2:19.970	39.826	1:03.962	36.182	261.7	1:25:32.151	
4	2	2:20.679 B	36.571	58.217	45.891	287.4	9:11.573	23	2	2:20.265	39.783	1:03.819	36.663	262.4	1:27:52.416	
5	1	5:05.075	3:26.454	1:04.520	34.101	261.7	14:16.648	24	2	2:24.433	39.808	1:03.762	40.863	263.0	1:30:16.849	
6	1	2:15.108	38.364	1:01.175	35.569	275.7	16:31.756	34 Racing Team Turkey Oreca 07 - Gibson 1. Salih YOLUC 3. William STEVENS LMP2 P/A 2. Charlie EASTWOOD								
7	1	2:19.034	42.989	1:01.172	34.873	271.6	18:50.790	1	2	2:27.224	44.974	1:06.050	36.200	222.5	2:27.224	
8	1	2:12.316	38.001	1:00.187	34.128	281.5	21:03.106	2	2	2:08.419	36.660	56.244	35.515	285.9	4:35.643	
9	1	2:13.309	37.857	1:01.142	34.310	282.2	23:16.415	3	2	2:06.200	36.908	56.632	32.660	285.2	6:41.843	
10	1	2:16.822	38.543	1:03.047	35.232	282.9	25:33.237	4	2	2:20.789 B	38.288	1:00.884	41.617	272.3	9:02.632	
11	1	2:28.058 B	38.768	1:03.393	45.897	277.8	28:01.295	5	2	4:48.969	3:14.496	1:00.635	33.838	273.6	13:51.601	
12	3	4:01.136	2:26.904	1:00.177	34.055	272.9	32:02.431	6	2	2:09.113	37.100	58.260	33.753	282.9	16:00.714	
13	3	2:10.132	37.311	59.370	33.451	283.7	34:12.563	7	2	2:08.242	37.124	57.874	33.244	284.4	18:08.956	
14	3	2:09.007	37.203	58.366	33.438	283.7	36:21.570	8	2	2:10.125	37.059	58.365	34.701	280.0	20:19.081	
15	3	2:08.525	37.026	58.026	33.473	283.7	38:30.095	9	2	2:07.838	37.148	57.624	33.066	285.2	22:26.919	
16	3	2:18.409 B	37.020	58.908	42.481	283.7	40:48.504	10	2	2:14.372 B	36.981	57.976	39.415	282.9	24:41.291	
17	3	13:28.223	...	1:01.847	35.141	225.3	54:16.727	11	1	4:52.185	3:17.829	1:00.330	34.026	277.1	29:33.476	
18	3	2:10.328	37.007	59.745	33.576	285.2	56:27.055	12	1	2:13.273	39.753	59.776	33.744	277.8	31:46.749	
19	3	2:08.577	36.996	58.199	33.382	286.7	58:35.632	13	1	2:10.575	37.573	59.173	33.829	281.5	33:57.324	
20	3	2:09.860	37.528	58.519	33.813	286.7	1:00:45.492	14	1	2:09.243	37.282	58.550	33.411	282.2	36:06.567	
21	3	2:18.463 B	37.054	58.645	42.764	286.7	1:03:03.955	15	1	2:10.063	37.163	59.412	33.488	285.9	38:16.630	
22	2	3:34.995	1:57.832	1:01.502	35.661	243.0	1:06:38.950	16	1	2:08.845	37.189	58.317	33.339	282.2	40:25.475	
23	2	2:10.031	37.310	59.089	33.632	283.7	1:08:48.981	17	1	2:09.632	37.090	58.897	33.645	284.4	42:35.107	
24	2	2:09.915	37.153	59.146	33.616	285.9	1:10:58.896	18	1	4:39.267 B	1:00.365	2:07.786	1:31.116	79.9	47:14.374	
25	2	2:09.345	37.055	58.730	32.560	286.7	1:13:08.241	19	3	6:54.114	5:19.031	1:01.447	33.636	247.4	54:08.488	
26	2	2:22.033 B	39.227	1:02.361	40.445	277.1	1:15:30.274	20	3	2:08.283	36.924	58.163	33.196	284.4	56:16.771	
27	1	3:58.145	2:18.034	1:04.744	35.367	261.1	1:19:28.419	21	3	2:10.927	36.891	59.913	34.123	285.9	58:27.698	
28	1	2:16.414	38.988	1:02.988	34.438	275.0	1:21:44.833	22	3	2:08.324	36.819	58.278	33.227	286.7	1:00:36.022	
29	1	2:17.513	38.892	1:03.297	35.324	277.1	1:24:02.346	23	3	2:10.284	36.890	1:00.020	33.374	277.1	1:02:46.306	
30	1	2:17.982	38.287	1:03.391	36.304	280.7	1:26:20.328									
31	1	2:16.440	39.269	1:02.498	34.673	275.7	1:28:36.768									
32	1	2:16.084	39.047	1:02.490	34.547	279.3	1:30:52.852									





EUROPEAN LE MANS SERIES
4 Hours of Spa-Francorchamps

Free Practice 1

Sector Analysis

Lap under Red Flag Invalidated Lap Personal Best Session Best Crossing the pit lane

Lap	D	Time	Sector 1	Sector 2	Sector 3	T. Spd	Elapsed	Lap	D	Time	Sector 1	Sector 2	Sector 3	T. Spd	Elapsed		
24	3	2:17.586	B	36.899	1:00.449	40.238	281.5	1:05:03.892	10	3	2:08.723	37.102	57.857	33.764	285.2	25:33.627	
25	3	5:09.744		3:34.553	1:01.040	34.151	259.9	1:10:13.636	11	3	14:27.484	B	38.786	1:03.191	...	263.0	40:01.111
26	3	2:08.487		36.839	58.395	33.253	285.2	1:12:22.123	12	3	2:32.937		50.875	1:06.420	35.642	277.8	42:34.048
27	3	2:09.391		36.873	59.028	33.490	285.2	1:14:31.514	13	3	13:24.719	B	57.404	2:06.693	...	79.9	55:58.767
28	3	2:08.106		36.812	57.995	33.299	285.9	1:16:39.620	14	3	2:26.102		50.914	1:00.150	35.038	277.1	58:24.869
29	3	2:15.280	B	36.723	58.473	40.084	285.9	1:18:54.900	15	3	2:08.728		37.053	58.553	33.122	288.2	1:00:33.597
30	3	4:14.208		2:38.094	1:00.489	35.625	273.6	1:23:09.108	16	3	2:10.624		37.855	59.489	33.280	285.2	1:02:44.221
31	3	2:14.633		36.738	59.929	37.966	276.4	1:25:23.741	17	3	2:08.763		36.972	58.545	33.246	288.2	1:04:52.984
32	3	2:17.744	B	36.726	59.858	41.160	286.7	1:27:41.485	18	3	8:32.129	B	36.789	58.843	6:56.497	289.7	1:13:25.113


35		BHK Motorsport		Oreca 07 - Gibson				
		1. Francesco DRACONE		LMP2				
		2. Sergio CAMPANA		3. Markus POMMER				
1	3	2:19.510	42.575	1:01.303	35.632	220.7	2:19.510	
2	3	2:09.303	37.797	58.069	33.437	276.4	4:28.813	
3	3	2:12.483	37.295	58.188	37.000	285.2	6:41.296	
4	3	2:10.782	37.716	57.974	35.092	282.2	8:52.078	
5	3	2:09.139	37.217	58.598	33.324	284.4	11:01.217	
6	3	2:12.429	37.377	1:00.702	34.350	284.4	13:13.646	
7	3	2:12.297	37.492	1:00.885	33.920	272.9	15:25.943	
8	3	2:21.585	B	37.535	58.186	45.864	284.4	17:47.528
9	3	9:30.882		7:57.700	59.041	34.141	260.5	27:18.410
10	3	2:13.468	37.412	59.125	36.931	282.2	29:31.878	
11	3	2:18.016	43.718	59.046	35.252	255.0	31:49.894	
12	3	2:08.994	37.420	58.235	33.339	283.7	33:58.888	
13	3	2:17.083	B	37.372	58.221	41.490	282.2	36:15.971
14	1	11:08.763	B	7:28.205	2:08.541	1:32.017	78.7	47:24.734
15	1	7:48.670		6:09.074	1:04.191	35.405	245.2	55:13.404
16	1	2:14.855	38.877	1:01.875	34.103	225.3	57:28.259	
17	1	2:15.634	38.713	1:01.185	35.736	280.7	59:43.893	
18	1	2:16.526	38.623	1:03.184	34.719	241.3	1:02:00.419	
19	1	2:13.203	38.231	1:00.789	34.183	281.5	1:04:13.622	
20	1	2:28.746	B	41.134	1:04.275	43.337	267.6	1:06:42.368
21	2	7:38.825		6:02.696	1:01.588	34.541	260.5	1:14:21.193
22	2	2:13.148	37.935	1:00.161	35.052	282.9	1:16:34.341	
23	2	2:13.449	38.595	1:00.486	34.368	285.2	1:18:47.790	
24	2	2:11.837	37.429	59.860	34.548	287.4	1:20:59.627	
25	2	2:14.337	37.919	1:01.909	34.509	240.8	1:23:13.964	
26	2	2:13.013	37.536	1:00.669	34.808	287.4	1:25:26.977	
27	2	2:12.503	37.574	1:00.099	34.830	287.4	1:27:39.480	
28	2	2:11.068	37.369	59.728	33.971	288.2	1:29:50.548	
29	2	2:10.116	37.314	58.927	33.875	286.7	1:32:00.664	

37		COOL Racing		Oreca 07 - Gibson				
		1. Niklas KRUETTEN		LMP2				
		2. Yifei YE		3. Nicolas LAPIERRE				
1	2	4:07.406	2:26.052	1:02.812	38.542	201.8	4:07.406	
2	2	2:12.391	36.938	58.294	37.159	289.0	6:19.797	
3	2	2:06.509	36.572	57.145	32.792	286.7	8:26.306	
4	2	2:08.877	36.773	57.133	34.971	285.2	10:35.183	
5	2	2:06.229	36.664	56.789	32.776	286.7	12:41.412	
6	2	4:01.260	B	37.401	56.469	2:27.390	282.2	16:42.672
7	3	2:24.142	50.644	1:00.071	33.427	276.4	19:06.814	
8	3	2:09.280	37.252	58.862	33.166	283.7	21:16.094	
9	3	2:08.810	37.304	57.935	33.571	284.4	23:24.904	

43		Inter Europool Competition		Oreca 07 - Gibson				
		1. David HEINEMEIER-HANS3		LMP2				
		2. Pietro FITTIPALDI		3. Fabio SCHERER				
1	3	2:36.789	54.142	1:01.654	40.993	241.9	2:36.789	
2	3	2:09.850	36.918	56.869	36.063	284.4	4:46.639	
3	3	2:05.846	36.946	56.179	32.721	285.9	6:52.485	
4	3	2:15.368	36.631	58.063	40.674	287.4	9:07.853	
5	3	2:06.093	36.746	56.633	32.714	288.2	11:13.946	
6	3	2:17.347	B	36.916	58.389	42.042	285.9	13:31.293
7	2	4:16.377		2:43.291	59.550	33.536	253.2	17:47.670
8	2	2:10.318	37.291	59.418	33.609	276.4	19:57.988	
9	2	2:12.292	38.081	59.822	34.389	268.2	22:10.280	
10	2	2:17.617	B	37.512	59.530	40.575	269.6	24:27.897
11	2	4:55.550		3:22.797	59.311	33.442	269.6	29:23.447
12	2	2:09.804	37.454	59.087	33.263	272.3	31:33.251	
13	2	2:09.152	37.138	58.762	32.252	272.3	33:42.403	
14	2	2:08.761	37.071	58.074	33.616	276.4	35:51.164	
15	2	2:08.595	36.961	58.404	33.230	277.8	37:59.759	
16	2	2:10.146	38.139	58.689	33.318	270.9	40:09.905	
17	2	2:10.818	36.898	1:00.220	33.700	276.4	42:20.723	
18	2	4:07.547	B	37.067	2:00.135	1:30.345	268.9	46:28.270
19	3	8:46.237		7:10.583	1:00.678	34.976	264.3	55:14.507
20	3	2:10.595	37.410	59.247	33.938	282.9	57:25.102	
21	3	2:10.654	37.338	59.710	33.606	286.7	59:35.756	
22	3	2:08.831	37.293	58.200	33.338	285.2	1:01:44.587	
23	3	2:09.055	37.256	58.329	33.470	285.9	1:03:53.642	
24	3	2:16.398	B	37.216	59.031	40.151	286.7	1:06:10.040
25	1	3:29.986		1:52.163	1:02.241	35.582	277.1	1:09:40.026
26	1	2:11.981	38.028	1:00.140	33.813	282.2	1:11:52.007	
27	1	2:21.909	B	37.579	59.873	44.457	283.7	1:14:13.916

47		Algarve Pro Racing		Oreca 07 - Gibson			
		1. John FALB		LMP2 P/A			
		2. Alexander PERONI		3. James ALLEN			
1	2	4:01.711	2:23.805	59.316	38.590	228.1	4:01.711
2	2	2:07.910	36.765	56.850	34.295	286.7	6:09.621
3	2	2:06.189	36.907	56.275	32.007	286.7	8:15.810



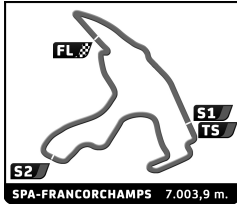


EUROPEAN LE MANS SERIES
4 Hours of Spa-Francorchamps
Free Practice 1

Sector Analysis

Lap under Red Flag							Invalidated Lap							Personal Best							Session Best							B Crossing the pit lane											
Lap	D	Time	Sector 1	Sector 2	Sector 3	T. Spd	Elapsed	Lap	D	Time	Sector 1	Sector 2	Sector 3	T. Spd	Elapsed	Lap	D	Time	Sector 1	Sector 2	Sector 3	T. Spd	Elapsed	Lap	D	Time	Sector 1	Sector 2	Sector 3	T. Spd	Elapsed	Lap	D	Time	Sector 1	Sector 2	Sector 3	T. Spd	Elapsed
4	2	2:12.960	B	36.887	57.059	39.020	286.7	10:28.770	21	3	2:08.911	36.855	58.576	33.480	290.5	1:00:30.530																							
5	1	7:37.719		6:00.356	1:02.308	35.055	243.0	18:06.489	22	3	2:18.109	B	37.620	1:00.084	40.405	289.7	1:02:48.639																						
6	1	2:13.044		37.744	1:01.199	34.101	282.2	20:19.533	23	2	4:21.118		2:48.247	59.099	33.772	280.7	1:07:09.757																						
7	1	2:11.888		38.161	59.699	34.028	279.3	22:31.421	24	2	2:11.792		36.998	1:00.306	34.488	283.7	1:09:21.549																						
8	1	2:12.493		38.599	59.861	34.033	282.2	24:43.914	25	2	2:09.756		37.096	58.702	33.958	288.2	1:11:31.305																						
9	1	2:12.914		37.996	59.898	35.020	282.9	26:56.828	26	2	2:17.905	B	37.531	59.492	40.882	287.4	1:13:49.210																						
10	1	2:12.359		37.361	1:00.944	34.054	285.2	29:09.187	27	2	4:43.396		3:10.075	59.269	34.052	281.5	1:18:32.606																						
11	1	2:11.058		37.666	59.549	33.843	280.0	31:20.245	28	2	2:12.156		37.186	1:00.925	34.045	286.7	1:20:44.762																						
12	1	2:11.625		37.523	59.679	34.423	282.9	33:31.870	29	2	2:10.799		37.422	59.763	33.614	286.7	1:22:55.561																						
13	1	2:11.186		37.539	59.884	33.763	285.9	35:43.056	30	2	2:10.658		37.245	59.869	33.544	280.7	1:25:06.219																						
14	1	2:11.510		37.497	1:00.204	33.809	285.2	37:54.566	31	2	2:10.607		37.033	1:00.005	33.569	284.4	1:27:16.826																						
15	1	2:11.154		37.464	59.245	34.445	283.7	40:05.720	32	2	2:10.038		37.033	59.392	33.613	283.7	1:29:26.864																						
16	1	2:14.109		38.236	1:01.765	34.108	282.2	42:19.829	33	2	2:11.011		37.118	1:00.148	33.745	284.4	1:31:37.875																						
17	1	4:06.567	B	37.514	1:56.552	1:32.501	283.7	46:26.396	55 Spirit of Race Ferrari 488 GTE Evo																														
18	3	8:10.684		6:30.545	1:05.201	34.938	276.4	54:37.080	1.Duncan CAMERON 3.David PEREL																														
19	3	2:10.152		37.068	59.601	33.483	293.7	56:47.232	2.Matthew GRIFFIN LMGT E																														
20	3	2:11.180		37.049	59.067	35.064	289.0	58:58.412	1	2	4:20.562	2:35.483	1:04.552	40.527	250.8	4:20.562																							
21	3	2:09.031		37.110	58.448	33.473	287.4	1:01:07.443	2	2	2:20.537	39.977	1:03.575	36.985	261.1	6:41.099																							
22	3	2:17.216	B	37.267	59.469	40.480	289.0	1:03:24.659	3	2	2:21.983	40.296	1:03.867	37.820	259.9	9:03.082																							
23	3	6:14.760		4:38.927	1:01.078	34.755	283.7	1:09:39.419	4	2	2:19.929	40.158	1:03.464	36.307	261.1	11:23.011																							
24	3	2:09.865		37.393	58.544	33.928	285.2	1:11:49.284	5	2	2:20.051	40.452	1:03.532	36.067	259.2	13:43.062																							
25	3	2:09.966		37.233	59.178	33.555	286.7	1:13:59.250	6	2	2:19.779	40.083	1:03.575	36.121	260.5	16:02.841																							
26	3	2:08.983		37.131	58.376	33.476	286.7	1:16:08.233	7	2	2:20.388	40.185	1:04.043	36.160	260.5	18:23.229																							
27	3	2:11.147		37.108	59.764	34.275	288.2	1:18:19.380	8	2	2:20.044	40.232	1:03.708	36.104	260.5	20:43.273																							
28	3	2:09.527		37.431	58.283	33.813	286.7	1:20:28.907	9	2	2:20.250	40.080	1:03.551	36.619	261.1	23:03.523																							
29	3	2:10.629		37.110	1:00.046	33.473	289.0	1:22:39.536	10	2	2:19.751	40.074	1:03.520	36.157	260.5	25:23.274																							
30	3	2:09.578		37.219	58.727	33.632	287.4	1:24:49.114	11	2	2:20.544	40.157	1:03.975	36.412	258.6	27:43.818																							
31	3	2:08.963		37.027	58.202	33.734	287.4	1:26:58.077	12	2	2:21.509	40.473	1:04.279	36.757	258.6	30:05.327																							
32	3	2:20.579		37.303	1:03.713	39.563	256.2	1:29:18.656	13	2	2:21.775	40.153	1:04.291	37.331	259.9	32:27.102																							
33	3	2:10.074		37.148	58.874	34.052	286.7	1:31:28.730	14	2	2:20.723	40.178	1:03.996	36.549	259.2	34:47.825																							
51 Team Virage Oreca 07 - Gibson							55 Spirit of Race Ferrari 488 GTE Evo																																
1.Rob HODES 3.Ian RODRIGUEZ							1.Duncan CAMERON 3.David PEREL																																
2.Gabriel AUBRY							2.Matthew GRIFFIN																																
1	2	2:15.274		38.054	1:01.231	35.989	259.9	2:15.274	1	2	4:20.562	2:35.483	1:04.552	40.527	250.8	4:20.562																							
2	2	2:06.312		36.953	56.554	32.805	286.7	4:21.586	2	2	2:20.537	39.977	1:03.575	36.985	261.1	6:41.099																							
3	2	2:10.172		36.865	59.380	33.927	285.9	6:31.758	3	2	2:21.983	40.296	1:03.867	37.820	259.9	9:03.082																							
4	2	2:51.866	B	36.694	1:34.036	41.136	289.7	9:23.624	4	2	2:19.929	40.158	1:03.464	36.307	261.1	11:23.011																							
5	1	4:28.678		2:50.011	1:03.876	34.791	238.7	13:52.302	5	2	2:20.051	40.452	1:03.532	36.067	259.2	13:43.062																							
6	1	2:14.987		39.741	1:00.781	34.465	279.3	16:07.289	6	2	2:19.779	40.083	1:03.575	36.121	260.5	16:02.841																							
7	1	2:13.603		37.841	1:00.538	35.224	284.4	18:20.892	7	2	2:20.388	40.185	1:04.043	36.160	260.5	18:23.229																							
8	1	2:13.633		38.063	1:01.172	34.398	283.7	20:34.525	8	2	2:20.044	40.232	1:03.708	36.104	260.5	20:43.273																							
9	1	2:13.095		38.447	1:00.626	34.022	280.0	22:47.620	9	2	2:20.250	40.080	1:03.551	36.619	261.1	23:03.523																							
10	1	2:13.351		37.851	1:00.656	34.844	282.2	25:00.971	10	2	2:19.751	40.074	1:03.520	36.157	260.5	25:23.274																							
11	1	2:13.679		38.053	1:01.159	34.467	271.6	27:14.650	11	2	2:20.544	40.157	1:03.975	36.412	258.6	27:43.818																							
12	1	2:14.325		37.846	1:02.205	34.274	284.4	29:28.975	12	2	2:21.509	40.473	1:04.279	36.757	258.6	30:05.327																							
13	1	2:13.203		37.844	1:00.559	34.800	283.7	31:42.178	13	2	2:21.775	40.153	1:04.291	37.331	259.9	32:27.102																							
14	1	2:20.951	B	37.861	1:01.201	41.889	283.7	34:03.129	14	2	2:20.723	40.178	1:03.996	36.549	259.2	34:47.825																							
15	3	4:59.412		3:25.558	1:00.427	33.427	258.6	39:02.541	15	2	2:28.355	B	40.155	1:04.578	43.622	259.2	37:16.180																						
16	3	2:10.650		37.054	1:00.347	33.249	288.2	41:13.191	16	2	3:38.494	1:57.791	1:03.858	36.845	253.2	40:54.674																							
17	3	2:35.821	B	36.854	59.104	59.863	289.7	43:49.012	17	2	2:27.211	B	40.012	1:02.503	44.696	258.0	43:21.885																						
18	3	10:13.717		8:40.791	59.704	33.222	263.0	54:02.729	18	2	12:32.693	...	1:03.118	35.759	255.6	55:54.578																							
19	3	2:08.655		36.835	58.730	33.090	290.5	56:11.384	19	2	2:19.059	39.987	1:03.372	35.700	259.2	58:13.637																							
20	3	2:10.235		36.756	59.636	33.843	290.5	58:21.619	20	2	2:18.223	39.928	1:02.604	35.691	258.0	1:00:31.860																							
57 Kessel Racing Ferrari 488 GTE Evo							55 Spirit of Race Ferrari 488 GTE Evo																																
1.Conrad GRÜNEWALD 3.Mikkel JENSEN							1.Duncan CAMERON 3.David PEREL																																
2.Frederik SCHANDORFF							2.Matthew GRIFFIN																																
1	3	3:41.470		2:01.065	1:04.694	35.711	248.5	3:41.470	1	2	4:20.562	2:35.483	1:04.552	40.527	250.8	4:20.562																							
2	3	2:17.904		39.764	1:02.467	35.673	261.1	5:59.374	2	2	2:20.537	39.977	1:03.575	36.985	261.1	6:41.099																							
3	3	2:17.928		39.640	1:02.650	35.638	261.7	8:17.302	3	2	2:21.983	40.296	1:03.867	37.820	259.9	9:03.082																							





EUROPEAN LE MANS SERIES
4 Hours of Spa-Francorchamps

Free Practice 1

Sector Analysis

Lap under Red Flag Invalidated Lap Personal Best Session Best B Crossing the pit lane

Lap	D	Time	Sector 1	Sector 2	Sector 3	T. Spd	Elapsed	Lap	D	Time	Sector 1	Sector 2	Sector 3	T. Spd	Elapsed
22	1	2:22.697	40.686	1:04.892	37.119	258.6	1:04:29.529	7	3	2:18.429	39.959	1:02.802	35.668	261.1	17:04.627
23	1	2:21.376	40.112	1:04.584	36.680	263.0	1:06:50.905	8	3	2:18.459	40.042	1:02.720	35.697	260.5	19:23.086
24	1	2:28.900	40.103	1:05.449	43.348	261.1	1:09:19.805	9	3	2:18.635	40.055	1:02.841	35.739	260.5	21:41.721
25	2	3:37.392	1:55.218	1:04.501	37.673	254.4	1:12:57.197	10	3	2:20.946	40.222	1:04.455	36.269	261.7	24:02.667
26	2	2:21.045	40.276	1:04.278	36.491	259.9	1:15:18.242	11	3	2:26.549	40.252	1:03.788	42.509	260.5	26:29.216
27	2	2:20.591	40.046	1:04.017	36.528	261.1	1:17:38.833	12	2	3:28.353	1:43.870	1:05.413	39.070	253.8	29:57.569
28	2	2:21.211	40.080	1:04.569	36.562	261.1	1:20:00.044	13	2	2:21.325	41.009	1:04.220	36.096	258.6	32:18.894
29	2	2:27.332	40.085	1:04.124	43.123	262.4	1:22:27.376	14	2	2:20.864	40.883	1:03.820	36.161	257.4	34:39.758
30	2	3:53.268	2:10.299	1:04.814	38.155	258.0	1:26:20.644	15	2	2:21.731	40.681	1:04.301	36.749	258.6	37:01.489
31	2	2:22.849	41.055	1:04.356	37.438	258.0	1:28:43.493	16	2	2:20.925	40.590	1:04.024	36.311	259.2	39:22.414
32	2	2:20.449	40.047	1:04.035	36.367	262.4	1:31:03.942	17	2	2:20.412	40.563	1:03.775	36.074	258.0	41:42.826

88 **AF Corse**
1. François PERRODO 3. Alessio ROVERA
2. Nicklas NIELSEN
Oreca 07 - Gibson
LMP2 P/A

1	2	2:40.130	57.651	1:01.125	41.354	246.3	2:40.130
2	2	2:10.965	36.730	58.229	36.006	285.2	4:51.095
3	2	2:10.480	37.845	59.085	33.550	255.6	7:01.575
4	2	2:10.844	36.679	57.998	36.167	285.9	9:12.419
5	2	2:14.515	36.720	57.811	39.984	286.7	11:26.934
6	2	6:04.877	4:30.467	59.200	35.210	275.0	17:31.811
7	2	2:08.349	36.937	58.101	33.311	285.9	19:40.160
8	2	2:08.913	36.947	58.357	33.609	286.7	21:49.073
9	2	2:17.704	36.885	1:00.640	40.179	288.2	24:06.777
10	1	4:05.355	2:29.469	1:01.446	34.440	246.3	28:12.132
11	1	2:11.694	37.389	1:00.384	33.921	281.5	30:23.826
12	1	2:12.046	37.538	1:00.238	34.270	283.7	32:35.872
13	1	2:14.166	37.601	1:02.392	34.173	245.2	34:50.038
14	1	2:11.827	37.980	1:00.151	33.696	268.9	37:01.865
15	1	2:11.572	37.413	1:00.017	34.142	284.4	39:13.437
16	1	2:12.811	38.326	1:00.645	33.840	279.3	41:26.248
17	1	2:50.676	37.517	1:00.050	1:13.109	282.2	44:16.924
18	1	13:52.948	...	1:01.483	33.963	265.6	58:09.872
19	1	2:11.943	37.666	1:00.709	33.568	280.7	1:00:21.815
20	1	2:12.077	37.253	1:01.033	33.791	283.7	1:02:33.892
21	1	2:11.297	37.183	59.980	34.134	286.7	1:04:45.189
22	1	2:19.812	37.239	1:01.907	40.666	286.7	1:07:05.001
23	3	4:09.173	2:34.395	1:00.827	33.951	249.7	1:11:14.174
24	3	2:09.173	37.191	58.638	33.344	282.2	1:13:23.347
25	3	2:11.287	37.856	58.845	34.586	277.8	1:15:34.634
26	3	2:12.628	36.976	1:01.183	34.469	284.4	1:17:47.262
27	3	2:10.928	37.091	59.303	34.534	283.7	1:19:58.190
28	3	2:16.611	37.480	59.522	39.609	282.2	1:22:14.801
29	3	6:07.708	4:26.796	1:00.133	40.779	277.8	1:28:22.509
30	3	2:08.964	36.956	58.754	33.254	282.9	1:30:31.473

93 **Proton Competition**
1. Michael FASSBENDER 3. Richard LIETZ
2. Zacharie ROBICHON
Porsche 911 RSR - 19
LMGTE

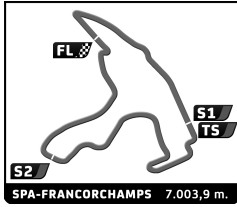
1	3	3:14.238	1:34.237	1:04.090	35.911	232.5	3:14.238
2	3	2:17.532	39.881	1:02.251	35.400	261.1	5:31.770
3	3	2:17.589	39.908	1:02.155	35.526	260.5	7:49.359
4	3	2:17.995	39.842	1:02.553	35.600	261.1	10:07.354
5	3	2:18.167	39.901	1:02.718	35.548	260.5	12:25.521
6	3	2:20.677	39.976	1:04.786	35.915	261.7	14:46.198

18	2	3:41.728	40.394	1:32.247	1:29.087	259.9	45:24.554
19	2	10:18.470	8:29.441	1:07.712	41.317	252.0	55:43.024
20	2	2:23.142	40.665	1:05.285	37.192	255.0	58:06.166
21	2	2:20.260	40.244	1:04.002	36.014	261.1	1:00:26.426
22	2	2:21.707	40.324	1:04.895	36.488	261.1	1:02:48.133
23	2	2:23.917	40.333	1:05.115	38.469	248.0	1:05:12.050
24	2	2:21.159	39.996	1:04.172	36.991	263.0	1:07:33.209
25	2	2:20.518	40.281	1:04.089	36.148	263.0	1:09:53.727
26	2	2:20.115	40.128	1:03.912	36.075	262.4	1:12:13.842
27	2	2:27.271	40.347	1:04.476	42.448	262.4	1:14:41.113
28	1	3:52.800	2:08.188	1:06.890	37.722	255.0	1:18:33.913
29	1	2:22.719	40.901	1:05.275	36.543	258.0	1:20:56.632
30	1	2:23.258	40.693	1:05.793	36.772	258.6	1:23:19.890
31	1	2:25.866	40.906	1:07.868	37.092	258.0	1:25:45.756
32	1	2:26.191	40.703	1:06.887	38.601	259.9	1:28:11.947
33	1	2:35.795	41.785	1:07.429	46.581	253.2	1:30:47.742

95 **Oman Racing with TF Sport**
1. John HARTSHORNE 3. Jonathan ADAM
2. Henrique CHAVES
Aston Martin Vantage AMR
LMGTE

1	3	2:53.100	1:03.592	1:08.202	41.306	248.0	2:53.100
2	3	2:21.355	39.933	1:04.409	37.013	261.1	5:14.455
3	3	2:19.234	39.816	1:03.412	36.006	262.4	7:33.689
4	3	2:26.621	40.473	1:03.987	42.161	260.5	10:00.310
5	3	3:26.321	1:44.042	1:04.648	37.631	220.7	13:26.631
6	3	2:18.725	40.011	1:03.034	35.680	261.1	15:45.356
7	3	2:30.298	39.792	1:03.945	46.561	261.7	18:15.654
8	3	4:07.359	2:27.680	1:03.709	35.970	258.0	22:23.013
9	3	2:27.942	40.546	1:04.866	42.530	178.8	24:50.955
10	1	4:25.305	2:40.374	1:07.515	37.416	246.8	29:16.260
11	1	2:36.951	41.052	1:06.923	48.976	245.7	31:53.211
12	1	2:23.430	1:41.552	1:05.341	36.537	253.2	35:16.641
13	1	2:22.436	40.424	1:05.279	36.733	258.6	37:39.077
14	1	2:22.639	40.309	1:05.681	36.649	258.6	40:01.716
15	1	2:26.616	40.063	1:08.774	37.779	260.5	42:28.332
16	1	4:22.987	44.087	2:06.774	1:32.126	80.4	46:51.319
17	2	10:30.205	8:48.006	1:04.955	37.244	250.3	57:21.524
18	2	2:19.425	39.788	1:03.007	36.630	263.0	59:40.949
19	2	2:20.901	40.137	1:03.938	36.826	262.4	1:02:01.850
20	2	2:19.897	39.729	1:04.141	36.027	262.4	1:04:21.747
21	2	2:20.914	39.756	1:05.349	35.809	259.2	1:06:42.661
22	2	2:18.448	39.640	1:02.947	35.861	263.0	1:09:01.109
23	2	2:24.759	39.487	1:03.759	41.513	265.6	1:11:25.868





EUROPEAN LE MANS SERIES
4 Hours of Spa-Francorchamps
Free Practice 1

Sector Analysis

■ Lap under Red Flag
 ■ Invalidated Lap
 ■ Personal Best
 ■ Session Best
 B Crossing the pit lane

Lap	D	Time	Sector 1	Sector 2	Sector 3	T. Spd	Elapsed	Lap	D	Time	Sector 1	Sector 2	Sector 3	T. Spd	Elapsed	
24	1	4:08.841	2:22.816	1:08.087	37.938	254.4	1:15:34.709									
25	1	2:24.437	40.793	1:06.382	37.262	260.5	1:17:59.146									
26	1	2:25.766	40.296	1:06.625	38.845	263.6	1:20:24.912									
27	1	2:26.285	41.683	1:06.677	37.925	261.7	1:22:51.197									
28	1	2:25.130	40.488	1:06.947	37.695	261.1	1:25:16.327									
29	1	2:26.594	40.892	1:07.425	38.277	259.2	1:27:42.921									
30	1	2:24.393	40.718	1:06.372	37.303	259.2	1:30:07.314									

