


**EUROPEAN LE MANS SERIES**  
4 Hours of Spa-Francorchamps  
Bronze Driver Collective Test

Sector Analysis

Lap under Red Flag   Invalidated Lap   Personal Best   Session Best   Crossing the pit lane

Lap	D	Time	Sector 1	Sector 2	Sector 3	T. Spd	Elapsed	Lap	D	Time	Sector 1	Sector 2	Sector 3	T. Spd	Elapsed
<b>3</b>		<b>United Autosports</b>		Ligier JS P320 - Nissan		LMP3		<b>7</b>		<b>Nielsen Racing</b>		Ligier JS P320 - Nissan		LMP3	
		1.James MCGUIRE		3.Andrew BENTLEY						1.Anthony WELLS					
		2.Kay VAN BERLO								2.James LITTLEJOHN					
1	1	3:06.094	1:21.333	1:07.618	37.143	254.4	3:06.094	1	1	2:59.447	1:18.934	1:05.048	35.465	257.4	2:59.447
2	1	2:23.067	40.140	1:06.271	36.656	263.6	5:29.161	2	1	2:18.205	40.320	1:02.659	35.226	262.4	5:17.652
3	1	2:21.565	39.639	1:05.433	36.493	265.6	7:50.726	3	1	2:22.934	38.891	1:07.173	36.870	266.9	7:40.586
4	1	2:22.058	39.446	1:05.453	37.159	260.5	10:12.784	4	1	2:15.274	38.807	1:01.641	34.826	268.2	9:55.860
5	1	2:26.647	40.098	1:07.981	38.568	236.6	12:39.431	5	1	2:15.572	38.884	1:01.620	35.068	266.9	12:11.432
6	1	2:21.209	39.501	1:05.408	36.300	268.2	15:00.640	6	1	2:15.966	38.844	1:02.226	34.896	268.9	14:27.398
7	1	2:20.147	39.767	1:04.145	36.235	264.3	17:20.787	7	1	2:15.616	38.898	1:01.850	34.868	268.9	16:43.014
8	1	2:20.702	39.546	1:05.114	36.042	268.2	19:41.489	8	1	2:24.053	38.663	1:05.713	39.677	271.6	19:07.067
9	1	2:21.677	39.399	1:06.016	36.262	269.6	22:03.166	9	1	2:18.554	38.819	1:02.368	37.367	268.2	21:25.621
10	1	2:33.154	40.064	1:05.947	47.143	266.2	24:36.320	10	1	2:17.010	38.883	1:02.726	35.401	269.6	23:42.631
11	3	3:54.551	2:15.522	1:03.515	35.514	260.5	28:30.871	11	1	2:38.243	39.107	1:07.822	51.314	266.2	26:20.874
12	3	2:17.942	39.742	1:02.985	35.215	264.3	30:48.813								
<b>4</b>		<b>DKR Engineering</b>		Duqueine M30 - D08 - Nissan		LMP3		<b>10</b>		<b>Eurointernational</b>		Ligier JS P320 - Nissan		LMP3	
		1.Sebastian ALVAREZ		3.Tom VAN ROMPUY						1.Xavier LLOVERAS					
		2.Alexander BUKHANTSOV								2.Miguel CRISTÓVÃO					
1	3	2:37.318	57.819	1:03.829	35.670	246.8	2:37.318	1	2	2:43.175	54.909	1:11.334	36.932	249.7	2:43.175
2	3	2:16.925	38.841	1:01.724	36.360	269.6	4:54.243	2	2	2:20.475	40.229	1:04.666	35.580	262.4	5:03.650
3	3	2:15.515	38.916	1:01.384	35.215	267.6	7:09.758	3	2	2:20.511	40.368	1:04.354	35.789	262.4	7:24.161
4	3	2:15.241	38.753	1:01.427	35.061	268.2	9:24.999	4	2	2:20.622	39.847	1:04.237	36.538	265.6	9:44.783
5	3	2:15.166	38.706	1:01.467	34.993	268.9	11:40.165	5	2	2:27.242	40.074	1:04.424	42.744	265.6	12:12.025
6	3	2:16.407	38.786	1:02.011	35.610	272.3	13:56.572	6	2	3:38.970	1:53.319	1:06.133	39.518	259.2	15:50.995
7	3	2:15.501	38.734	1:01.719	35.048	269.6	16:12.073	7	2	2:17.788	39.548	1:02.993	35.247	265.6	18:08.783
8	3	2:22.765	38.714	1:02.516	41.535	269.6	18:34.838	8	2	2:17.577	39.373	1:03.048	35.156	268.9	20:26.360
9	3	4:17.178	2:39.503	1:02.295	35.380	264.9	22:52.016	9	2	2:17.125	39.465	1:02.666	34.994	268.2	22:43.485
10	3	2:16.218	38.892	1:01.965	35.361	267.6	25:08.234	10	2	2:17.009	39.249	1:02.627	35.133	268.9	25:00.494
11	3	2:17.916	40.977	1:01.920	35.019	266.2	27:26.150	11	2	2:21.364	40.250	1:04.022	37.092	266.2	27:21.858
12	3	2:17.524	38.708	1:03.583	35.233	269.6	29:43.674	12	2	2:16.640	39.023	1:02.561	35.056	268.2	29:38.498
13	3	2:23.562	38.746	1:01.874	42.942	269.6	32:07.236	13	2	2:17.757	39.132	1:03.686	34.939	264.9	31:56.255
<b>5</b>		<b>RLR M Sport</b>		Ligier JS P320 - Nissan		LMP3		<b>13</b>		<b>Inter Europol Competition</b>		Ligier JS P320 - Nissan		LMP3	
		1.Michael JENSEN		3.Alex KAPADIA						1.Charles CREWS		3.Guilherme OLIVEIRA			
		2.Nick ADCOCK								2.Nicolas PINO					
1	1	27:40.740	...	1:04.004	35.619	254.4	27:40.740	1	1	2:41.062	1:01.163	1:04.229	35.670	257.4	2:41.062
2	1	2:17.546	39.929	1:02.355	35.262	262.4	29:58.286	2	1	2:15.770	38.927	1:01.629	35.214	266.2	4:56.832
3	1	2:17.586	39.626	1:02.496	35.464	262.4	32:15.872	3	1	2:47.561	44.362	1:26.008	37.191	180.9	7:44.393
<b>6</b>		<b>360 Racing</b>		Ligier JS P320 - Nissan		LMP3		<b>14</b>		<b>Inter Europol Competition</b>		Ligier JS P320 - Nissan		LMP3	
		1.Terrence WOODWARD		3.Mark RICHARDS						1.James DAYSON		3.Mateusz KAPRZYK			
		2.Ross KAISER								2.Noam ABRAMCZYK					
1	3	2:33.280	50.634	1:05.910	36.736	241.9	2:33.280	1	1	2:50.426	1:08.661	1:04.849	36.916	256.2	2:50.426
2	3	2:20.362	39.823	1:04.217	36.322	258.6	4:53.642	2	1	2:20.678	40.662	1:04.046	35.970	261.1	5:11.104
3	3	2:17.638	39.690	1:02.485	35.463	254.4	7:11.280	3	1	2:19.855	40.529	1:03.770	35.556	261.7	7:30.959
4	3	2:16.692	39.424	1:01.736	35.532	260.5	9:27.972	4	1	2:19.172	40.336	1:03.183	35.653	263.0	9:50.131
5	3	2:25.069	39.491	1:01.630	43.948	257.4	11:53.041								
6	3	3:45.983	2:08.140	1:02.446	35.397	259.9	15:39.024								
7	3	2:16.493	39.370	1:01.791	35.332	263.0	17:55.517								
8	3	2:17.149	39.034	1:02.040	36.075	266.2	20:12.666								
9	3	2:27.541	39.433	1:03.628	44.480	257.4	22:40.207								
10	1	3:38.975	1:58.826	1:03.890	36.259	259.2	26:19.182								
11	1	2:17.122	39.100	1:02.676	35.346	265.6	28:36.304								
12	1	2:16.408	38.978	1:02.170	35.260	266.2	30:52.712								



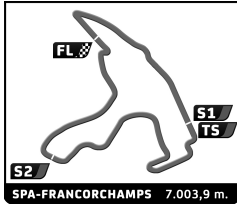


**EUROPEAN LE MANS SERIES**  
4 Hours of Spa-Francorchamps  
Bronze Driver Collective Test

Sector Analysis

Lap under Red Flag												Invalidated Lap												Personal Best												Session Best												Crossing the pit lane											
Lap	D	Time	Sector 1	Sector 2	Sector 3	T. Spd	Elapsed	Lap	D	Time	Sector 1	Sector 2	Sector 3	T. Spd	Elapsed	Lap	D	Time	Sector 1	Sector 2	Sector 3	T. Spd	Elapsed	Lap	D	Time	Sector 1	Sector 2	Sector 3	T. Spd	Elapsed	Lap	D	Time	Sector 1	Sector 2	Sector 3	T. Spd	Elapsed																				
<b>15</b> RLR MSport																																																											
1. Horst FELBERMAYR JR														3. Valentino CATALANO																																													
2. Austin MCCUSKER														Ligier JS P320 - Nissan LMP3																																													
1	1	3:00.698	1:17.758	1:05.927	37.013	245.2	3:00.698	2	1	2:10.140	37.140	59.218	33.782	286.7	4:33.302																																												
2	1	2:22.385	39.925	1:05.468	36.992	251.4	5:23.083	3	1	<b>2:09.363</b>	37.252	<b>58.709</b>	<b>33.402</b>	286.7	6:42.665																																												
3	1	2:22.378	40.658	1:03.966	37.754	260.5	7:45.461	4	1	2:09.521	<b>36.948</b>	59.077	33.496	287.4	8:52.186																																												
4	1	2:17.355	39.449	1:02.202	35.704	264.9	10:02.816	5	1	2:10.034	37.230	59.360	33.444	287.4	11:02.220																																												
5	1	2:16.847	39.252	1:02.097	35.498	266.2	12:19.663	6	1	2:09.576	37.145	58.870	33.561	287.4	13:11.796																																												
6	1	2:18.586	39.297	1:03.468	35.821	265.6	14:38.249	7	1	2:11.823	37.007	59.272	35.544	288.2	15:23.619																																												
7	1	2:16.775	39.247	<b>1:01.782</b>	35.746	265.6	16:55.024	8	1	2:11.326	38.131	59.360	33.835	281.5	17:34.945																																												
8	1	2:16.869	39.294	1:02.188	<b>35.387</b>	265.6	19:11.893	9	1	2:10.095	37.126	59.176	33.793	286.7	19:45.040																																												
9	1	2:16.685	39.026	1:02.009	35.650	266.9	21:28.578	10	1	2:15.072	37.213	1:02.550	35.309	289.0	22:00.112																																												
10	1	2:16.434	38.987	1:01.972	35.475	268.2	23:45.012	11	1	2:11.821	37.053	1:00.879	33.889	272.3	24:11.933																																												
11	1	2:17.119	<b>38.945</b>	1:02.604	35.570	270.2	26:02.131	12	1	3:15.137	1:38.842	1:01.959	34.336	273.6	27:27.070																																												
12	1	<b>2:16.314</b>	39.031	1:01.857	35.426	264.9	28:18.445	13	1	2:12.997	37.858	1:01.142	33.997	283.7	29:40.067																																												
13	1	2:16.689	39.275	1:01.870	35.544	267.6	30:35.134	14	1	2:14.039	37.537	1:01.897	34.605	284.4	31:54.106																																												
<b>17</b> COOL Racing																																																											
1. Maurice SMITH														3. Malthé JAKOBSEN																																													
2. Michael BENHAM														Ligier JS P320 - Nissan LMP3																																													
1	2	2:37.800	57.021	1:05.356	35.423	257.4	2:37.800	1	1	2:29.977	48.323	1:05.119	36.535	223.0	2:29.977																																												
2	2	2:17.668	39.216	1:02.980	35.472	265.6	4:55.468	2	1	2:17.386	39.589	1:02.549	35.248	266.9	4:47.363																																												
3	2	2:17.627	39.383	1:02.944	35.300	270.2	7:13.095	3	1	2:16.931	38.893	1:02.614	35.424	268.2	7:04.294																																												
4	2	2:17.050	39.337	1:02.384	35.329	264.3	9:30.145	4	1	2:16.447	38.766	1:02.572	35.109	268.9	9:20.741																																												
5	2	2:16.305	38.973	<b>1:01.915</b>	35.417	267.6	11:46.450	5	1	2:16.326	38.698	1:02.390	35.238	270.2	11:37.067																																												
6	2	2:16.532	38.949	1:02.314	35.269	268.2	14:02.982	6	1	2:16.432	38.576	1:02.803	<b>35.053</b>	270.2	13:53.499																																												
7	2	2:16.574	39.021	1:02.417	35.136	267.6	16:19.556	7	1	<del>2:15.809</del>	<b>38.543</b>	1:02.275	<del>34.991</del>	271.6	16:09.308																																												
8	2	<b>2:15.928</b>	38.943	1:01.939	35.046	267.6	18:35.484	8	1	2:36.851 B	38.689	1:07.928	50.234	270.9	18:46.159																																												
9	2	2:15.939	<b>38.829</b>	1:02.119	<b>34.991</b>	268.9	20:51.423	9	1	3:56.567	2:18.548	1:02.615	35.404	266.2	22:42.726																																												
10	2	2:17.039	39.287	1:02.391	35.361	267.6	23:08.462	10	1	<b>2:16.088</b>	38.839	<b>1:02.107</b>	35.142	268.2	24:58.814																																												
11	2	<del>2:19.128</del>	<del>39.422</del>	1:04.456	35.250	266.9	25:27.590	11	1	2:17.669	39.986	1:02.525	35.158	269.6	27:16.483																																												
12	2	2:17.331	38.926	1:02.588	35.817	268.9	27:44.921	12	1	2:16.122	38.610	1:02.291	35.221	270.9	29:32.605																																												
13	2	2:19.478	39.753	1:04.528	35.197	266.2	30:04.399	13	1	2:25.947 B	38.599	1:03.129	44.219	271.6	31:58.552																																												
<b>18</b> Absolute Racing																																																											
1. Andrew HARYANTO														3. Alessio PICARIELLO																																													
2. Martin RUMP														Porsche 911 RSR - 19 LMGTE																																													
1	1	2:49.073	1:02.315	1:10.025	36.733	240.8	2:49.073	1	1	3:49.545	2:10.432	1:04.356	34.757	256.2	3:49.545																																												
2	1	<del>2:24.332</del>	40.979	1:05.476	<del>37.877</del>	258.0	5:13.405	2	1	<del>2:15.087</del>	<del>38.950</del>	1:01.776	34.361	275.7	6:04.632																																												
3	1	2:21.703	40.548	1:04.422	36.733	260.5	7:35.108	3	1	2:15.182	38.893	1:01.768	34.521	271.6	8:19.814																																												
4	1	2:22.615	40.558	1:04.628	37.429	259.2	9:57.723	4	1	2:26.837 B	38.014	1:03.977	44.846	282.9	10:46.651																																												
5	1	2:21.481	40.806	1:04.102	36.573	259.2	12:19.204	5	1	<del>5:57.234</del>	4:22.246	1:00.766	<del>34.222</del>	268.9	16:43.885																																												
6	1	2:29.475 B	41.181	1:05.237	43.057	258.6	14:48.679	6	1	<del>2:15.361</del>	<del>38.227</del>	1:02.127	35.007	282.9	18:59.246																																												
7	1	3:31.075	1:46.353	1:07.108	37.614	256.8	18:19.754	7	1	2:11.992	37.812	1:00.166	<b>34.014</b>	283.7	21:11.238																																												
8	1	<del>2:19.860</del>	<b>39.824</b>	<b>1:03.748</b>	<del>36.288</del>	262.4	20:39.614	8	1	<b>2:11.657</b>	<b>37.414</b>	<b>1:00.044</b>	34.199	284.4	23:22.895																																												
9	1	<del>2:23.108</del>	<del>41.037</del>	1:05.262	36.809	255.6	23:02.722	9	1	<del>2:13.726</del>	<del>38.008</del>	1:01.063	34.655	280.0	25:36.621																																												
10	1	<b>2:20.723</b>	40.195	1:04.017	<b>36.511</b>	260.5	25:23.445	10	1	2:28.781 B	39.041	1:02.642	47.098	278.6	28:05.402																																												
11	1	2:21.008	40.153	1:04.335	36.520	261.1	27:44.453																																																				
12	1	2:21.931	39.944	1:05.198	36.789	261.7	30:06.384																																																				
<b>24</b> Nielsen Racing																																																											
1. Rodrigo SALES														3. Ben HANLEY																																													
2. Matthew BELL														Oreca 07 - Gibson LMP2 P/A																																													
1	1	2:23.162	44.929	1:03.300	34.933	234.5	2:23.162																																																				





# EUROPEAN LE MANS SERIES

## 4 Hours of Spa-Francorchamps

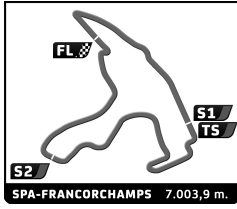
### Bronze Driver Collective Test

### Sector Analysis

Lap under Red Flag   Invalidated Lap   Personal Best   Session Best   Crossing the pit lane

Lap	D	Time	Sector 1	Sector 2	Sector 3	T. Spd	Elapsed	Lap	D	Time	Sector 1	Sector 2	Sector 3	T. Spd	Elapsed
9	1	7:50.893	6:07.343	1:06.212	37.338	253.2	28:01.375	3	1	2:20.626	39.954	1:04.658	36.014	262.4	7:15.443
10	1	2:23.503	40.439	1:06.017	37.047	260.5	30:24.878	4	1	2:19.886	40.199	1:03.533	36.154	260.5	9:35.329
<b>34</b>	<b>Racing Team Turkey</b> 1.Salih YOLUC 2.Charlie EASTWOOD 3.William STEVENS Oreca 07 - Gibson LMP2 P/A							<b>5</b>	1	2:19.729	39.966	1:03.625	36.138	261.1	11:55.058
1	1	2:28.170	46.545	1:02.246	39.379	259.2	2:28.170	6	1	2:19.423	40.034	1:03.360	36.029	260.5	14:14.481
2	1	<del>2:07.535</del>	37.424	<b>57.144</b>	<del>32.967</del>	282.9	4:35.705	7	1	2:19.663	40.052	1:03.535	36.076	260.5	16:34.144
3	1	<del>2:07.508</del>	<del>36.921</del>	57.625	<b>32.962</b>	285.9	6:43.213	8	1	2:20.290	39.892	1:04.174	36.224	260.5	18:54.434
4	1	2:18.470 <b>B</b>	37.183	58.750	42.537	285.9	9:01.683	9	1	2:26.511 <b>B</b>	39.973	1:04.167	42.371	260.5	21:20.945
5	1	4:01.801	2:28.907	59.101	33.793	279.3	13:03.484	10	1	3:19.268	1:32.079	1:06.842	40.347	256.8	24:40.213
6	1	2:08.554	37.081	58.045	33.428	285.2	15:12.038	11	1	2:28.264	44.279	1:06.967	37.018	222.0	27:08.477
7	1	2:08.852	37.297	57.908	33.647	285.2	17:20.890	12	1	<b>2:18.498</b>	<b>39.835</b>	<b>1:02.854</b>	<b>35.809</b>	261.7	29:26.975
8	1	2:08.381	<b>36.997</b>	58.290	33.094	287.4	19:29.271	13	1	2:20.035	40.290	1:03.250	36.495	250.8	31:47.010
9	1	<b>2:07.851</b>	37.170	57.604	33.077	285.9	21:37.122	<b>60</b>	<b>Iron Lynx</b> 1.Claudio SCHIAVONI 2.Daive RIGON 3.Matteo CRESSONI Ferrari 488 GTE Evo LMGTE						
10	1	2:16.871 <b>B</b>	37.046	57.792	42.033	285.9	23:53.993	1	1	2:57.013	1:11.053	1:08.233	37.727	249.7	2:57.013
<b>47</b>	<b>Algarve Pro Racing</b> 1.John FALB 2.Alexander PERONI 3.James ALLEN Oreca 07 - Gibson LMP2 P/A							2	1	<del>2:25.404</del>	40.809	1:06.906	<del>37.689</del>	258.6	5:22.417
1	1	2:28.435	47.749	1:02.977	37.709	251.4	2:28.435	3	1	<del>2:30.726</del>	40.721	1:11.688	<del>38.317</del>	259.2	7:53.143
2	1	2:10.313	37.457	59.160	33.696	287.4	4:38.748	4	1	<del>2:33.238 <b>B</b></del>	<del>41.107</del>	1:06.380	<del>45.751</del>	261.7	10:26.381
3	1	2:09.769	37.405	58.769	33.595	285.2	6:48.517	5	1	<del>2:13.673</del>	1:27.695	1:08.251	<del>37.727</del>	251.4	13:40.054
4	1	2:09.903	37.207	58.825	33.871	284.4	8:58.420	6	1	2:22.217	40.409	1:04.947	36.861	260.5	16:02.271
5	1	2:09.613	37.250	58.484	33.879	285.9	11:08.033	7	1	2:21.887	40.398	1:04.797	36.692	259.9	18:24.158
6	1	2:23.990 <b>B</b>	43.977	59.681	40.332	200.7	13:32.023	8	1	<b>2:21.339</b>	<b>40.009</b>	<b>1:04.699</b>	<b>36.631</b>	262.4	20:45.497
7	1	3:08.735 <b>B</b>	1:27.833	1:00.962	39.940	200.3	16:40.758	9	1	<del>2:21.479</del>	40.038	1:04.797	<del>36.644</del>	262.4	23:06.976
8	1	3:34.148	1:57.722	59.648	36.778	283.7	20:14.906	10	1	<del>2:24.015</del>	<del>40.959</del>	1:06.582	37.374	261.7	25:30.991
9	1	2:10.091	<b>37.062</b>	58.363	34.666	286.7	22:24.997	11	1	2:26.762	40.321	1:06.091	40.350	261.1	27:57.753
10	1	2:10.980	37.236	58.003	35.741	286.7	24:35.977	12	1	2:31.286 <b>B</b>	40.290	1:05.160	45.836	260.5	30:29.039
11	1	2:10.366	37.967	58.363	34.036	286.7	26:46.343	<b>66</b>	<b>JMW Motorsport</b> 1.Giacomo PETROBELLI 2.Matthew PAYNE 3.Sean HUDSPETH Ferrari 488 GTE Evo LMGTE						
12	1	<b>2:08.532</b>	37.218	<b>57.906</b>	<b>33.408</b>	284.4	28:54.875	1	1	2:44.545	1:01.141	1:05.987	37.417	240.8	2:44.545
13	1	2:08.862	37.186	58.017	33.659	284.4	31:03.737	2	1	<del>2:20.746</del>	40.045	1:04.510	<del>36.191</del>	261.1	5:05.291
<b>51</b>	<b>Team Virage</b> 1.Rob HODES 2.Gabriel AUBRY 3.Ian RODRIGUEZ Oreca 07 - Gibson LMP2 P/A							3	1	<del>2:26.813 <b>B</b></del>	<del>39.927</del>	1:04.719	42.167	262.4	7:32.104
1	1	2:29.200	45.043	1:07.509	36.648	191.1	2:29.200	4	1	<b>3:12.778</b>	1:21.085	1:08.089	43.604	237.6	10:44.882
2	1	2:14.293	39.193	1:00.425	34.675	280.7	4:43.493	5	1	<b>2:19.042</b>	<b>39.699</b>	1:03.011	36.332	260.5	13:03.924
3	1	2:13.418	38.690	1:00.374	34.354	281.5	6:56.911	6	1	<del>2:18.569</del>	39.846	<b>1:02.550</b>	<del>36.173</del>	260.5	15:22.493
4	1	2:11.786	37.917	59.995	<b>33.874</b>	281.5	9:08.697	7	1	<del>2:18.645</del>	<del>39.666</del>	1:02.975	36.004	262.4	17:41.138
5	1	2:12.426	38.217	1:00.113	34.096	278.6	11:21.123	8	1	2:26.417 <b>B</b>	39.703	1:04.801	41.913	261.7	20:07.555
6	1	<del>2:13.042</del>	<del>38.155</del>	1:00.643	34.244	280.7	13:34.165	9	1	3:20.558	1:40.113	1:04.465	<b>35.980</b>	256.2	23:28.113
7	1	2:12.432	38.274	59.811	34.347	282.2	15:46.597	10	1	2:20.389	40.077	1:04.027	36.285	258.6	25:48.502
8	1	2:13.019	38.039	1:00.864	34.116	276.4	17:59.616	11	1	2:20.210	39.980	1:03.981	36.249	259.2	28:08.712
9	1	2:12.602	37.700	1:00.350	34.552	284.4	20:12.218	12	1	2:21.054	41.109	1:03.707	36.238	259.9	30:29.766
10	1	2:12.669	38.259	59.632	34.778	278.6	22:24.887	<b>69</b>	<b>Oman Racing with TF Sport</b> 1.Ahmad AL HARTHY 2.Samuel DE HAAN 3.Marco SORENSEN Aston Martin Vantage AMR LMGTE						
11	1	2:13.342	38.307	59.950	35.085	285.2	24:38.229	1	1	3:12.959	1:22.189	1:08.993	41.777	237.6	3:12.959
12	1	2:16.824	40.917	1:01.325	34.582	280.0	26:55.053	2	1	2:20.294	40.006	1:03.940	36.348	261.1	5:33.253
13	1	2:13.586	37.809	1:01.008	34.769	284.4	29:08.639	3	1	2:19.867	39.790	1:03.898	36.179	262.4	7:53.120
14	1	<b>2:11.013</b>	<b>37.532</b>	<b>59.549</b>	33.932	284.4	31:19.652	4	1	2:21.701	39.908	1:03.765	38.028	262.4	10:14.821
<b>57</b>	<b>Kessel Racing</b> 1.Conrad GRUNEWALD 2.Frederik SCHANDORFF 3.Mikkel JENSEN Ferrari 488 GTE Evo LMGTE							5	1	2:21.040	39.854	1:04.855	36.331	263.0	12:35.861
1	1	2:32.660	50.648	1:05.214	36.798	255.0	2:32.660	6	1	2:21.607	40.227	1:04.947	36.433	259.9	14:57.468
2	1	2:22.157	40.069	1:04.322	37.766	259.2	4:54.817	7	1	2:19.882	39.767	1:03.794	36.321	261.7	17:17.350
								8	1	<b>2:19.818</b>	<b>39.726</b>	1:04.011	<b>36.081</b>	261.7	19:37.168
								9	1	2:19.828	39.941	<b>1:03.647</b>	36.240	261.1	21:56.996





**EUROPEAN LE MANS SERIES**  
**4 Hours of Spa-Francorchamps**  
**Bronze Driver Collective Test**

**Sector Analysis**

Lap under Red Flag   Invalidated Lap   Personal Best   Session Best   B Crossing the pit lane

Lap	D	Time	Sector 1	Sector 2	Sector 3	T. Spd	Elapsed
10	1	2:22.004	39.865	1:05.430	36.709	258.6	24:19.000
11	1	2:26.171	46.295	1:03.665	36.211	258.6	26:45.171
12	1	2:26.104	40.669	1:03.922	41.513	256.8	29:11.275
13	1	2:20.028	39.786	1:03.982	36.260	260.5	31:31.303

77		Proton Competition		Porsche 911 RSR - 19		LMGTE	
		1.Christian RIED	3.Gianmaria BRUNI				
		2.Lorenzo FERRARI					
1	1	3:15.854	1:09.191	1:20.790	45.873	198.1	3:15.854
2	1	2:34.590	44.031	1:12.388	38.171	227.6	5:50.444
3	1	<del>2:24.561</del>	41.659	1:05.832	<del>37.070</del>	257.4	8:15.005
4	1	<del>2:27.386</del>	42.376	1:06.258	<del>38.752</del>	258.6	10:42.391
5	1	<del>2:35.146</del> B	<del>42.603</del>	1:07.584	44.959	225.3	13:17.537
6	1	5:10.284	3:27.059	1:05.953	37.272	256.2	18:27.821
7	1	<del>2:19.595</del>	<b>40.230</b>	<b>1:03.415</b>	<del>35.950</del>	261.7	20:47.416
8	1	<del>2:20.368</del>	<del>40.420</del>	1:03.814	<b>36.134</b>	261.7	23:07.784
9	1	<b>2:26.798</b>	43.961	1:06.273	36.564	236.6	25:34.582
10	1	<del>2:21.635</del>	<del>39.984</del>	1:04.527	37.124	262.4	27:56.217
11	1	<del>2:42.982</del> B	<del>42.856</del>	1:10.479	49.647	218.0	30:39.199

83		Iron Lynx		Ferrari 488 GTE Evo		LMGTE	
		1.Sarah BOVY	3.Doriane PIN				
		2.Michelle GATTING					
1	1	2:36.349	52.840	1:05.955	37.554	247.4	2:36.349
2	1	<del>2:19.800</del>	39.858	1:03.381	<del>36.561</del>	261.1	4:56.149
3	1	2:22.484	<b>39.822</b>	1:04.216	38.446	263.6	7:18.633
4	1	<b>2:19.656</b>	40.084	<b>1:03.281</b>	<b>36.291</b>	261.1	9:38.289
5	1	<del>2:20.307</del>	40.008	1:03.763	<del>36.536</del>	261.1	11:58.596
6	1	2:20.680	39.937	1:03.947	36.796	261.7	14:19.276
7	1	2:20.532	40.095	1:03.946	36.491	262.4	16:39.808
8	1	2:21.532	40.265	1:04.106	37.161	262.4	19:01.340
9	1	2:20.291	40.147	1:03.636	36.508	262.4	21:21.631
10	1	2:20.636	40.153	1:03.921	36.562	261.7	23:42.267
11	1	2:22.411	40.436	1:05.052	36.923	262.4	26:04.678
12	1	2:20.977	40.105	1:04.303	36.569	261.1	28:25.655
13	1	2:21.019	40.241	1:04.106	36.672	261.1	30:46.674

88		AF Corse		Oreca 07 - Gibson		LMP2 P/A	
		1.François PERRODO	3.Alessio ROVERA				
		2.Nicklas NIELSEN					
1	1	2:16.144	40.091	1:02.041	34.012	268.2	2:16.144
2	1	2:10.914	37.620	59.621	33.673	282.2	4:27.058
3	1	<del>2:10.268</del>	37.373	59.346	<del>33.549</del>	283.7	6:37.326
4	1	<del>2:10.074</del>	<del>37.177</del>	59.134	33.763	283.7	8:47.400
5	1	2:15.873 B	37.268	58.947	39.658	283.7	11:03.273
6	1	2:47.211	1:15.106	58.776	<b>33.329</b>	280.7	13:50.484
7	1	<b>2:08.942</b>	<b>36.887</b>	<b>58.251</b>	33.804	284.4	15:59.426
8	1	<del>2:09.532</del>	36.975	58.863	<del>33.694</del>	285.9	18:08.958
9	1	<del>2:09.101</del>	<del>37.259</del>	58.377	33.465	284.4	20:18.059
10	1	2:09.531	37.029	59.115	33.387	264.9	22:27.590
11	1	2:16.366	36.955	59.002	40.409	285.9	24:43.956
12	1	2:14.637	39.283	59.864	35.490	281.5	26:58.593
13	1	2:11.188	36.904	1:00.321	33.963	285.2	29:09.781
14	1	2:20.397 B	37.132	1:01.004	42.261	285.2	31:30.178

93		Proton Competition		Porsche 911 RSR - 19		LMGTE	
		1.Michael FASSBENDER	3.Richard LIETZ				
		2.Zacharie ROBICHON					
1	1	2:58.591	1:13.822	1:07.575	37.194	244.6	2:58.591
2	1	2:24.126	41.393	1:05.801	36.932	233.0	5:22.717
3	1	2:24.789	42.178	1:05.833	36.778	257.4	7:47.506
4	1	2:24.102	42.065	1:05.302	<b>36.735</b>	251.4	10:11.608
5	1	<del>2:23.465</del>	41.137	<b>1:05.252</b>	<del>37.076</del>	257.4	12:35.073
6	1	2:24.759	41.351	1:06.286	37.122	239.7	14:59.832
7	1	2:23.605	41.147	1:05.637	36.821	258.6	17:23.437
8	1	2:23.776	41.479	1:05.374	36.923	255.6	19:47.213
9	1	<b>2:23.276</b>	41.041	1:05.278	36.957	258.6	22:10.489
10	1	2:23.379	41.072	1:05.503	36.804	258.0	24:33.868
11	1	2:28.159	44.670	1:06.573	36.916	258.0	27:02.027
12	1	2:23.859	<b>41.040</b>	1:05.462	37.357	258.0	29:25.886
13	1	2:33.818 B	41.383	1:06.795	45.640	255.6	31:59.704

95		Oman Racing with TF Sport		Aston Martin Vantage AMR		LMGTE	
		1.John HARTSHORNE	3.Jonathan ADAM				
		2.Henrique CHAVES					
1	1	<del>2:18.560</del>	1:36.050	1:05.671	<del>36.839</del>	250.8	3:18.560
2	1	<del>2:23.980</del>	<del>40.605</del>	1:06.143	37.232	258.6	5:42.540
3	1	2:22.767	40.777	1:05.526	36.464	256.8	8:05.307
4	1	2:21.950	40.189	1:05.431	<b>36.330</b>	260.5	10:27.257
5	1	<b>2:21.633</b>	40.229	<b>1:04.904</b>	36.500	260.5	12:48.890
6	1	2:22.036	<b>40.079</b>	1:05.464	36.493	261.1	15:10.926
7	1	2:32.997 B	40.836	1:05.628	46.533	258.6	17:43.923
8	1	4:18.313	2:34.866	1:05.632	37.815	258.0	22:02.236
9	1	<del>2:22.763</del>	40.132	1:05.935	<del>36.696</del>	261.7	24:24.999
10	1	2:24.050	41.139	1:05.684	37.227	260.5	26:49.049
11	1	2:24.566	40.480	1:06.858	37.228	260.5	29:13.615
12	1	2:22.749	40.115	1:05.739	36.895	263.0	31:36.364

