

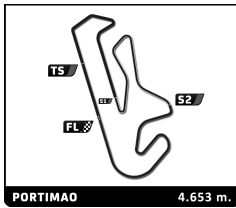
EUROPEAN LE MANS SERIES
4 Hours of Portimao
Free Practice 1

Sector Analysis

Lap under Red Flag Invalidated Lap Personal Best Session Best Crossing the pit lane

Lap	D	Time	Sector 1	Sector 2	Sector 3	T. Spd	Elapsed	Lap	D	Time	Sector 1	Sector 2	Sector 3	T. Spd	Elapsed
2 United Autosports Ligier JS P320 - Nissan 1. Bailey VOISIN LMP3 2. Finn GEHRSTZ 3. Joshua CAYGILL								13	1	1:44.336	32.553	33.259	38.524	262.8	40:39.185
1	1	6:21.081	5:08.681	33.571	38.829		6:21.081	14	1	1:44.336	32.646	33.769	37.921	264.7	42:23.521
2	1	1:38.841	31.090	31.755	35.996	262.8	7:59.922	15	1	1:46.562	34.626	33.589	38.347	264.1	44:10.083
3	1	1:44.837	31.745	35.178	37.914	266.7	9:44.759	16	1	1:44.364	32.506	33.686	38.172	263.4	45:54.447
4	1	1:39.236	31.048	31.650	36.538	267.3	11:23.995	17	1	1:44.845	32.920	33.430	38.495	264.7	47:39.292
5	1	1:39.595	31.019	32.281	36.295	265.4	13:03.590	18	1	1:45.362	32.722	33.670	38.970	266.0	49:24.654
6	1	1:38.217	30.818	31.428	35.971	265.4	14:41.807	19	1	1:54.871 B	33.429	34.098	47.344	264.7	51:19.525
7	1	1:47.756 B	30.987	31.453	45.316	266.0	16:29.563	20	3	3:27.039	2:17.489	32.616	36.934		54:46.564
8	1	5:50.293	4:42.112	31.800	36.381		22:19.856	21	3	1:40.971	31.721	32.341	36.909	264.7	56:27.535
9	1	1:39.841	31.302	31.776	36.763	261.5	23:59.697	22	3	1:41.011	31.557	32.348	37.106	267.3	58:08.546
10	1	1:39.444	31.195	31.695	36.554	263.4	25:39.141	23	3	1:40.387	31.779	31.970	36.638	268.0	59:48.933
11	1	1:40.679	32.016	31.985	36.678	265.4	27:19.820	24	3	1:40.191	31.590	31.974	36.627	266.0	1:01:29.124
12	1	1:39.522	31.340	31.695	36.487	269.3	28:59.342	25	3	1:40.681	31.528	32.518	36.635	267.3	1:03:09.805
13	1	1:39.934	31.275	32.148	36.511	264.7	30:39.276	26	3	1:41.425	32.045	32.443	36.937	267.3	1:04:51.230
14	1	1:47.142 B	32.342	32.591	42.209	268.0	32:26.418	27	3	1:41.351	31.661	32.487	37.203	269.3	1:06:32.581
15	2	3:30.733	2:18.560	34.758	37.415		35:57.151	28	3	1:40.284	31.513	32.264	36.507	267.3	1:08:12.865
16	2	1:40.271	31.620	32.005	36.646	264.1	37:37.422	29	3	1:46.466 B	31.689	32.082	42.695	266.0	1:09:59.331
17	2	1:39.920	31.649	31.780	36.491	264.1	39:17.342	30	2	3:32.395	2:21.687	32.097	38.611		1:13:31.726
18	2	1:41.582	32.786	31.976	36.820	265.4	40:58.924	31	2	1:39.235	31.335	31.477	36.423	265.4	1:15:10.961
19	2	1:39.537	31.443	31.498	36.596	264.7	42:38.461	32	2	1:38.715	31.075	31.479	36.161	266.0	1:16:49.676
20	2	1:40.954	32.229	31.959	36.766	264.1	44:19.415	33	2	1:46.008 B	31.670	31.959	42.379	266.0	1:18:35.684
21	2	1:39.709	31.230	31.664	36.815	266.7	45:59.124	34	2	3:38.892	2:29.999	31.990	36.903		1:22:14.576
22	2	1:42.753	32.607	32.707	37.439	269.3	47:41.877	35	2	1:40.267	31.756	31.958	36.553	264.1	1:23:54.843
23	2	1:41.974	31.903	32.179	37.892	263.4	49:23.851	36	2	1:40.135	31.536	31.869	36.730	264.1	1:25:34.978
24	2	1:45.990 B	31.667	32.093	42.230	262.1	51:09.841	37	2	1:41.844	31.538	31.960	38.346	265.4	1:27:16.822
25	3	3:30.474	2:20.072	33.051	37.351		54:40.315	38	2	1:47.223 B	31.588	31.917	43.718	265.4	1:29:04.045
26	3	1:46.057	32.317	33.605	40.135	264.7	56:26.372	4 DKR Engineering Duqueine M30 - D08 - Nissan 1. Sebastian ALVAREZ LMP3 2. Alexander BUKHANTSOV 3. Tom VAN ROMPUY							
27	3	1:43.028	32.802	33.476	36.750	263.4	58:09.400	1	1	2:06.784	49.076	34.243	43.465		2:06.784
28	3	1:41.345	32.004	33.039	36.302	270.7	59:50.745	2	1	1:41.820	32.444	32.353	37.023	270.7	3:48.604
29	3	1:40.964	32.230	32.374	36.360	266.7	1:01:31.709	3	1	1:38.083	30.875	31.290	35.918	269.3	5:26.687
30	3	1:41.361	31.902	32.784	36.675	268.0	1:03:13.070	4	1	1:39.165	30.933	31.620	36.612	274.1	7:05.852
31	3	1:40.907	32.141	32.390	36.376	266.7	1:04:53.977	5	1	1:38.132	30.950	31.243	35.939	270.0	8:43.984
32	3	1:40.117	31.513	32.223	36.381	268.0	1:06:34.094	6	1	1:44.173 B	30.900	31.395	41.878	272.7	10:28.157
33	3	1:40.107	31.456	32.235	36.416	268.0	1:08:14.201	7	1	4:37.744	3:29.098	32.579	36.067		15:05.901
34	3	1:40.297	31.804	32.228	36.265	266.0	1:09:54.498	8	1	1:38.754	30.816	31.226	36.712	270.7	16:44.655
35	3	1:49.003 B	31.715	32.733	44.555	266.0	1:11:43.501	9	1	1:45.364	31.041	35.994	38.329	274.1	18:30.019
3 United Autosports Ligier JS P320 - Nissan 1. James MCGUIRE LMP3 2. Kay VAN BERLO 3. Andrew BENTLEY								10	1	1:44.236 B	30.969	31.848	41.419	270.7	20:14.255
1	2	6:58.160	5:45.361	36.331	36.468		6:58.160	11	3	6:45.796	5:34.235	34.137	37.424		27:00.051
2	2	1:37.495	30.733	31.044	35.718	264.1	8:35.655	12	3	1:42.943	32.442	33.239	37.262	265.4	28:42.994
3	2	1:39.926	30.819	32.265	36.842	265.4	10:15.581	13	3	1:43.625	32.452	33.107	38.066	268.0	30:26.619
4	2	1:37.759	30.952	31.022	35.785	264.1	11:53.340	14	3	1:41.445	31.848	32.625	36.972	269.3	32:08.064
5	2	1:48.129 B	32.592	32.930	42.607	266.0	13:41.469	15	3	1:42.106	31.614	32.660	37.832	270.0	33:50.170
6	1	14:38.511	...	36.047	40.089		28:19.980	16	3	1:42.047	31.894	32.629	37.524	270.7	35:32.217
7	1	1:46.381	33.849	34.180	38.352	259.6	30:06.361	17	3	1:41.617	31.939	32.706	36.972	272.0	37:13.834
8	1	1:48.468	32.698	33.992	41.778	261.5	31:54.829	18	3	1:42.060	31.707	32.835	37.518	271.4	38:55.894
9	1	1:45.007	32.745	33.524	38.738	257.1	33:39.836	19	3	1:50.505 B	31.921	33.285	45.299	270.7	40:46.399
10	1	1:45.358	33.041	33.882	38.435	263.4	35:25.194	20	2	3:56.313	2:44.612	33.934	37.767		44:42.712
11	1	1:45.190	32.344	33.768	39.078	265.4	37:10.384	21	2	1:42.327	32.609	32.374	37.344	266.0	46:25.039
12	1	1:44.465	32.660	33.483	38.322	264.7	38:54.849	22	2	1:41.970	31.758	32.422	37.790	269.3	48:07.009
								23	2	1:41.984	32.100	32.681	37.203	270.0	49:48.993
								24	2	1:40.988	31.734	31.992	37.262	271.4	51:29.981



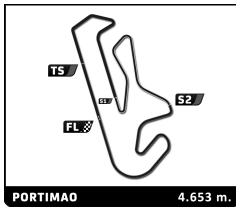


EUROPEAN LE MANS SERIES
4 Hours of Portimao
Free Practice 1

Sector Analysis

Lap under Red Flag											Invalidated Lap	Personal Best	Session Best	B Crossing the pit lane	
Lap	D	Time	Sector 1	Sector 2	Sector 3	T. Spd	Elapsed	Lap	D	Time	Sector 1	Sector 2	Sector 3	T. Spd	Elapsed
5 RLR M Sport Ligier JS P320 - Nissan LMP3															
1. Alex KAPADIA 3. Michael JENSEN 2. Nick ADCOCK															
1	1	4:47.820	3:39.194	32.120	36.506		4:47.820								
2	1	1:38.489	30.994	31.320	36.175	266.0	6:26.309								
3	1	1:40.379	30.885	32.890	36.604	269.3	8:06.688								
4	1	2:00.358	B 31.034	31.500	57.824	269.3	10:07.046								
5	1	2:05.368	54.020	32.086	39.262		12:12.414								
6	1	1:38.173	30.991	31.292	35.890	268.0	13:50.587								
7	1	1:46.125	B 30.937	31.163	44.025	269.3	15:36.712								
8	1	4:04.922	2:56.358	31.874	36.690		19:41.634								
9	1	1:40.941	31.873	32.180	36.888	268.7	21:22.575								
10	1	1:39.390	31.295	31.541	36.554	269.3	23:01.965								
11	1	1:49.044	B 31.685	32.397	44.962	267.3	24:51.009								
12	3	3:50.802	B 2:32.183	34.335	44.284		28:41.811								
13	3	12:23.388	...	35.351	38.726		41:05.199								
14	3	1:43.745	32.871	33.158	37.716	261.5	42:48.944								
15	3	1:44.296	32.654	33.165	38.477	264.7	44:33.240								
16	3	1:42.457	32.166	32.893	37.398	266.7	46:15.697								
17	3	1:42.680	32.345	32.966	37.369	264.7	47:58.377								
18	3	1:52.344	B 32.693	34.698	44.953	265.4	49:50.721								
19	2	6:56.620	5:44.217	33.488	38.915		56:47.341								
20	2	1:44.855	33.694	32.923	38.238	264.1	58:32.196								
21	2	1:43.167	32.064	33.100	38.003	270.7	1:00:15.363								
22	2	1:42.763	32.284	32.701	37.778	262.8	1:01:58.126								
23	2	1:42.591	32.102	32.612	37.877	264.7	1:03:40.717								
24	2	1:41.857	32.002	32.437	37.418	267.3	1:05:22.574								
25	2	1:49.667	B 32.629	32.925	44.113	267.3	1:07:12.241								
26	3	3:25.053	2:14.397	33.282	37.374		1:10:37.294								
27	3	1:44.468	32.561	34.153	37.754	265.4	1:12:21.762								
28	3	1:41.956	31.983	32.801	37.172	266.7	1:14:03.718								
29	3	1:41.667	31.979	32.587	37.101	268.0	1:15:45.385								
30	3	1:41.817	31.846	32.626	37.345	266.7	1:17:27.202								
6 360 Racing Ligier JS P320 - Nissan LMP3															
1. Terrence WOODWARD 3. Santiago Concepcion SERR 2. Ross KAISER															
1	2	5:50.514	4:37.272	33.852	39.390		5:50.514								
2	2	1:38.925	31.223	31.639	36.063	262.1	7:29.439								
3	2	1:38.482	30.946	31.381	36.155	266.0	9:07.921								
4	2	1:44.903	B 31.092	31.304	42.507	268.7	10:52.824								
5	2	3:38.953	2:29.503	31.874	37.576		14:31.777								
6	2	1:40.374	31.383	31.883	37.108	264.1	16:12.151								
7	2	1:40.601	31.575	31.826	37.200	263.4	17:52.752								
8	2	1:40.066	31.440	31.891	36.735	262.1	19:32.818								
9	2	1:44.445	31.424	32.050	40.971	265.4	21:17.263								
10	2	1:40.219	31.342	31.914	36.963	263.4	22:57.482								
11	2	1:47.317	B 31.511	32.206	43.600	262.8	24:44.799								
12	1	3:13.732	2:01.432	34.676	37.624		27:58.531								
13	1	1:42.016	32.379	32.724	36.913	264.1	29:40.547								
14	1	1:43.237	33.014	32.881	37.342	265.4	31:23.784								
15	1	1:43.604	32.013	32.852	38.739	265.4	33:07.388								
16	1	1:41.575	32.023	32.554	36.998	263.4	34:48.963								
17	1	1:43.875	33.280	33.100	37.495	269.3	36:32.838								
18	1	1:41.080	31.833	32.366	36.881	264.1	38:13.918								
19	1	1:41.733	32.388	32.404	36.941	264.1	39:55.651								
20	1	1:40.912	31.693	32.318	36.901	264.7	41:36.563								
21	1	2:15.530	1:01.869	34.672	38.989	270.0	43:52.093								
22	1	1:40.611	31.819	32.122	36.670	264.7	45:32.704								
23	1	1:40.486	31.664	32.313	36.509	265.4	47:13.190								
24	1	1:52.458	B 35.513	33.033	43.912	268.7	49:05.648								
25	3	5:35.226	4:24.957	32.716	37.553		54:40.874								
26	3	1:43.736	32.124	33.507	38.105	267.3	56:24.610								
27	3	1:41.416	31.521	32.889	37.006	266.7	58:06.026								
28	3	1:40.758	31.727	32.267	36.764	268.0	59:46.784								
29	3	1:40.959	31.739	32.287	36.933	270.7	1:01:27.743								
30	3	1:41.012	31.746	32.248	37.018	265.4	1:03:08.755								
31	3	1:42.055	31.959	32.611	37.485	268.7	1:04:50.810								
32	3	1:40.110	31.431	32.344	36.335	268.7	1:06:30.920								
33	3	1:40.191	31.176	32.410	36.605	270.0	1:08:11.111								
34	3	1:46.657	32.098	32.371	42.188	267.3	1:09:57.768								
35	2	3:26.324	2:17.357	32.493	36.474		1:13:24.092								
36	2	1:40.030	31.388	32.190	36.452	267.3	1:15:04.122								
37	2	1:39.427	31.235	31.809	36.383	268.0	1:16:43.549								
38	2	1:47.457	B 31.244	32.483	43.730	267.3	1:18:31.006								
7 Nielsen Racing Ligier JS P320 - Nissan LMP3															
1. Anthony WELLS 2. James LITTLEJOHN															
1	2	2:20.429	B 49.453	36.696	54.280		2:20.429								
2	2	4:25.553	3:11.267	34.469	39.817		6:45.982								
3	2	1:43.817	32.690	33.161	37.966	260.2	8:29.799								
4	2	1:48.859	34.470	35.714	38.675	260.9	10:18.658								
5	2	1:57.294	B 35.287	36.133	45.874	244.9	12:15.952								
6	2	4:44.760	3:35.580	32.244	36.936		17:00.712								
7	2	1:39.776	31.465	31.790	36.521	264.1	18:40.488								
8	2	1:40.066	31.368	32.002	36.696	268.0	20:20.554								





EUROPEAN LE MANS SERIES
4 Hours of Portimao
Free Practice 1

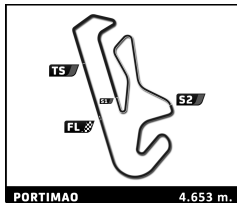
Sector Analysis

Lap under Red Flag Invalidated Lap Personal Best Session Best Crossing the pit lane															
Lap	D	Time	Sector 1	Sector 2	Sector 3	T. Spd	Elapsed	Lap	D	Time	Sector 1	Sector 2	Sector 3	T. Spd	Elapsed
9	2	1:41.876	31.764	32.363	37.749	264.7	22:02.430	23	3	1:35.317	29.762	30.392	35.163	284.2	48:29.769
10	2	1:41.561	32.575	32.159	36.827	266.7	23:43.991	24	3	1:34.727	29.667	30.066	34.994	285.7	50:04.496
11	2	1:44.710	31.333	33.792	39.585	267.3	25:28.701	25	3	1:36.595	30.955	30.689	34.951	282.7	51:41.091
12	2	1:40.147	31.616	31.786	36.745	268.7	27:08.848	26	3	1:34.704	29.601	30.875	34.228	287.2	53:15.795
13	2	1:40.562	31.385	32.064	37.113	269.3	28:49.410	27	3	1:33.794	29.472	30.153	34.169	285.7	54:49.589
14	2	1:48.177 B	31.756	33.097	43.324	266.0	30:37.587	28	3	1:36.267	30.137	30.674	35.456	288.0	56:25.856
15	1	4:58.424	3:47.681	33.102	37.641		35:36.011	29	3	1:34.792	30.085	30.346	34.361	283.5	58:00.648
16	1	1:55.576 B	35.053	34.105	46.418	267.3	37:31.587	30	3	1:40.019 B	29.433	30.470	40.116	288.0	59:40.667
17	1	7:46.753	6:35.196	32.884	38.673		45:18.340	31	1	5:14.323	4:06.850	32.117	35.356		1:04:54.990
18	1	1:42.693	32.302	32.989	37.402	267.3	47:01.033	32	1	1:36.644	30.505	31.104	35.035	286.5	1:06:31.634
19	1	1:41.903	31.643	32.695	37.565	269.3	48:42.936	33	1	1:35.848	30.411	30.830	34.607	286.5	1:08:07.482
20	1	1:54.340 B	36.195	33.388	44.757	270.0	50:37.276	34	1	1:35.576 30.384	30.677	34.515	287.2	1:09:43.058	
21	1	5:11.091	3:59.769	33.388	37.934		55:48.367	35	1	1:34.740	29.670	30.469	34.601	285.0	1:11:17.798
22	1	1:42.230	31.999	32.671	37.560	268.0	57:30.597	36	1	1:35.627	29.687	30.750	35.190	285.7	1:12:53.425
23	1	1:52.988 B	32.474	35.659	44.855	268.0	59:23.585	37	1	1:41.054 B	29.875	30.653	40.526	287.2	1:14:34.479
24	1	8:23.056	7:12.665	32.775	37.616		1:07:46.641	38	1	4:49.080	3:42.851	31.216	35.013		1:19:23.559
25	1	1:41.684	31.903	32.484	37.297	268.0	1:09:28.325	39	1	1:35.974	29.949	31.202	34.823	285.7	1:20:59.533
26	1	1:49.682 B	31.847	32.773	45.062	267.3	1:11:18.007	40	1	1:34.595	29.647	30.393	34.555	286.5	1:22:34.128
27	2	4:14.780	3:04.265	33.106	37.409		1:15:32.787	41	1	1:35.120	29.805	30.638	34.677	287.2	1:24:09.248
28	2	1:41.496	31.837	32.496	37.163	268.0	1:17:14.283	42	1	1:35.736	30.225	30.122	35.389	287.2	1:25:44.984
29	2	1:40.535	31.570	32.035	36.930	267.3	1:18:54.818	43	1	1:35.856 29.807	30.374	35.675	285.7	1:27:20.840	
30	2	1:41.840	32.672	32.109	37.059	270.7	1:20:36.658	44	1	1:36.034	29.762	30.615	35.657	281.2	1:28:56.874
31	2	1:41.012	31.580	32.550	36.882	268.7	1:22:17.670	45	1	1:36.092	29.808	30.837	35.447	279.8	1:30:32.966
32	2	1:41.375	31.849	32.544	36.982	270.0	1:23:59.045								
33	2	1:40.745	31.622	31.976	37.147	267.3	1:25:39.790								
34	2	1:41.204	31.515	32.765	36.924	268.0	1:27:20.994								
35	2	1:40.332	31.571	31.945	36.816	268.7	1:29:01.326								
36	2	1:40.152	31.478	31.991	36.683	269.3	1:30:41.478								

9		Prema Racing		Oreca 07 - Gibson			
		1. Juan Manuel CORREA	3. Ferdinand HABSBURG	LMP2			
		2. Louis DELETRAZ					
1	2	5:05.263	3:54.555	35.498	35.210	5:05.263	
2	2	1:35.481	29.114	30.641	35.726	285.0	6:40.744
3	2	1:33.050	29.032	30.205	33.813	285.7	8:13.794
4	2	1:33.371	28.890	30.064	34.417	287.2	9:47.165
5	2	1:41.300 B	29.215	31.454	40.631	285.7	11:28.465
6	2	3:34.974	2:29.765	31.009	34.200		15:03.439
7	2	1:34.924 29.483	30.628	34.813	284.2	16:38.363	
8	2	1:34.049 29.550	30.262	34.237	283.5	18:12.412	
9	2	1:34.117	29.576	30.158	34.383	284.2	19:46.529
10	2	1:35.919	30.674	30.254	34.991	287.2	21:22.448
11	2	1:33.856	29.323	29.923	34.610	284.2	22:56.304
12	2	1:33.661 29.424	30.063	34.174	283.5	24:29.965	
13	2	1:41.505 B	29.256	30.529	41.720	285.0	26:11.470
14	3	3:07.309	2:02.391	30.464	34.454		29:18.779
15	3	1:34.907	29.751	30.623	34.533	285.0	30:53.686
16	3	1:34.759	29.757	30.492	34.510	288.0	32:28.445
17	3	1:35.230	29.748	31.117	34.365	285.7	34:03.675
18	3	1:35.172	29.555	30.447	35.170	285.0	35:38.847
19	3	1:34.887 29.626	30.305	34.956	285.0	37:13.734	
20	3	1:35.473	30.197	30.518	34.758	283.5	38:49.207
21	3	1:39.923 B	30.167	30.613	39.143	284.2	40:29.130
22	3	6:25.322	5:19.980	30.902	34.440		46:54.452

10		Eurointernational		Ligier JS P320 - Nissan			
		1. Xavier LLOVERAS			LMP3		
		2. Miguel CRISTÓVÃO					
1	1	2:49.036	1:33.710	36.185	39.141	2:49.036	
2	1	1:38.189	30.961	31.355	35.873	264.7	4:27.225
3	1	1:43.476	32.497	32.931	38.048	270.7	6:10.701
4	1	1:38.207	30.887	31.558	35.762	268.0	7:48.908
5	1	1:38.217	30.982	31.378	35.857	270.0	9:27.125
6	1	1:38.311	30.943	31.395	35.973	268.0	11:05.436
7	1	1:38.310	30.865	31.445	36.000	268.7	12:43.746
8	1	1:46.030 B	31.509	32.062	42.459	269.3	14:29.776
9	2	7:33.841	6:21.651	34.590	37.600		22:03.617
10	2	1:42.139	32.450	32.917	36.772	266.7	23:45.756
11	2	1:45.247	33.048	34.949	37.250	266.7	25:31.003
12	2	1:41.064	31.860	32.294	36.910	267.3	27:12.067
13	2	1:44.701	31.639	32.780	40.282	266.7	28:56.768
14	2	1:48.298	34.252	36.050	37.996	268.0	30:45.066
15	2	1:40.593	31.993	32.189	36.411	267.3	32:25.659
16	2	1:40.668	31.806	32.480	36.382	269.3	34:06.327
17	2	2:04.045	31.422	52.028	40.595	268.0	36:10.372
18	2	1:40.157	31.513	32.240	36.404	266.0	37:50.529
19	2	1:42.151	31.542	32.274	38.335	268.7	39:32.680
20	2	2:00.914 B	32.017	36.536	52.361	260.9	41:33.594
21	1	18:06.575	...	33.085	38.790		59:40.169
22	1	1:40.684 31.712	32.383	36.589	266.7	1:01:20.853	
23	1	1:40.732	32.059	32.082	36.591	269.3	1:03:01.585
24	1	1:40.047	31.484	31.891	36.672	266.7	1:04:41.632
25	1	1:51.236 B	32.347	33.391	45.498	270.7	1:06:32.868





EUROPEAN LE MANS SERIES

4 Hours of Portimao

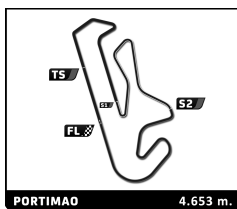
Free Practice 1

Sector Analysis

Lap under Red Flag Invalidated Lap Personal Best Session Best Crossing the pit lane

Lap	D	Time	Sector 1	Sector 2	Sector 3	T. Spd	Elapsed	Lap	D	Time	Sector 1	Sector 2	Sector 3	T. Spd	Elapsed
11 Eurointernational Ligier JS P320 - Nissan 1.Max KOEBOLT LMP3 2.Jérôme DE SADELEER								11 3 1:39.821 31.358 32.097 36.366 268.0 27:13.544							
1 1 4:14.585 3:05.067 32.602 36.916 4:14.585								12 3 1:41.033 31.638 32.192 37.203 269.3 28:54.577							
2 1 1:39.226 31.417 31.724 36.085 263.4 5:53.811								13 3 1:41.187 32.677 32.252 36.258 270.7 30:35.764							
3 1 1:38.850 31.151 31.513 36.186 267.3 7:32.661								14 3 1:40.660 31.547 31.888 37.225 268.7 32:16.424							
4 1 1:38.588 31.160 31.273 36.155 266.0 9:11.249								15 3 1:39.853 31.542 32.047 36.264 266.7 33:56.277							
5 1 1:44.529 31.778 33.620 39.131 266.7 10:55.778								16 3 1:45.992 B 31.538 32.395 42.059 268.7 35:42.269							
6 1 1:38.981 31.355 31.463 36.163 264.7 12:34.759								17 1 5:20.781 4:11.619 32.325 36.837 41:03.050							
7 1 1:39.286 31.111 31.353 36.822 265.4 14:14.045								18 1 1:40.559 31.772 32.255 36.532 268.0 42:43.609							
8 1 1:39.807 31.374 31.444 36.989 266.0 15:53.852								19 1 1:40.007 31.423 32.096 36.488 268.7 44:23.616							
9 1 1:44.615 B 31.433 31.388 41.794 268.7 17:38.467								20 1 1:39.720 31.279 31.871 36.570 270.7 46:03.336							
10 1 11:05.017 9:55.760 32.444 36.813 28:43.484								21 1 1:39.820 31.292 31.879 36.649 270.0 47:43.156							
11 1 1:42.164 32.463 32.838 36.863 269.3 30:25.648								22 1 1:42.133 31.799 32.697 37.637 272.0 49:25.289							
12 1 1:39.983 31.502 32.002 36.479 266.7 32:05.631								23 1 1:39.812 31.591 31.740 36.481 271.4 51:05.101							
13 1 1:40.253 31.461 31.568 37.224 267.3 33:45.884								24 1 1:39.141 31.099 31.774 36.268 270.0 52:44.242							
14 1 1:40.892 31.475 31.762 37.655 268.7 35:26.776								25 1 1:49.387 B 31.535 32.413 45.439 271.4 54:33.629							
15 1 1:42.517 32.670 32.329 37.518 269.3 37:09.293								26 2 3:47.388 2:37.703 32.993 36.692 58:21.017							
16 1 1:40.135 31.614 31.874 36.647 266.0 38:49.428								27 2 1:42.956 32.912 33.207 36.837 268.7 1:00:03.973							
17 1 1:46.235 B 31.569 32.349 42.317 270.0 40:35.663								28 2 1:40.254 31.444 32.269 36.541 268.0 1:01:44.227							
18 2 3:41.631 2:30.882 33.338 37.411 44:17.294								29 2 1:40.382 31.637 32.404 36.341 270.7 1:03:24.609							
19 2 1:41.481 31.847 32.563 37.071 266.0 45:58.775								30 2 1:40.660 31.577 32.518 36.565 270.0 1:05:05.269							
20 2 1:43.665 33.628 32.896 37.141 251.7 47:42.440								31 2 1:41.462 31.892 32.812 36.758 271.4 1:06:46.731							
21 2 1:42.730 32.192 32.639 37.899 270.0 49:25.170								32 2 1:41.661 31.975 32.707 36.979 270.7 1:08:28.392							
22 2 1:42.452 32.858 32.460 37.134 258.4 51:07.622								33 2 1:40.911 31.519 33.073 36.319 269.3 1:10:09.303							
23 2 1:41.645 32.165 32.370 37.110 268.7 52:49.267								34 2 1:46.809 B 32.042 32.443 42.324 268.7 1:11:56.112							
24 2 1:41.609 31.651 32.578 37.380 267.3 54:30.876								35 1 5:46.725 4:36.170 32.156 38.399 1:17:42.837							
25 2 1:42.765 32.279 33.359 37.127 270.0 56:13.641								36 1 1:39.858 31.716 31.792 36.350 262.1 1:19:22.695							
26 2 1:41.236 31.728 32.577 36.931 268.7 57:54.877								37 1 1:39.769 31.458 31.790 36.521 269.3 1:21:02.464							
27 2 1:47.325 B 31.722 32.434 43.169 270.0 59:42.202								38 1 1:40.068 31.524 31.893 36.651 270.7 1:22:42.532							
28 1 4:32.529 3:22.997 32.520 37.012 1:04:14.731								39 1 1:39.693 31.356 31.753 36.584 269.3 1:24:22.225							
29 1 1:41.654 32.091 32.712 36.851 264.7 1:05:56.385								40 1 1:39.757 31.412 31.766 36.579 272.0 1:26:01.982							
30 1 1:41.178 31.765 32.083 37.330 265.4 1:07:37.563								41 1 1:39.354 31.286 31.600 36.468 270.0 1:27:41.336							
31 1 1:40.878 31.820 32.228 36.830 265.4 1:09:18.441								42 1 1:39.488 31.200 31.786 36.502 270.7 1:29:20.824							
32 1 1:40.764 31.754 32.135 36.875 266.7 1:10:59.205								43 1 1:41.100 32.692 31.877 36.531 269.3 1:31:01.924							
33 1 1:41.389 31.836 32.400 37.153 269.3 1:12:40.594															
34 1 1:40.988 31.913 32.052 37.023 265.4 1:14:21.582															
35 1 1:41.327 31.750 32.117 37.460 267.3 1:16:02.909															
36 1 1:41.719 32.048 32.421 37.250 266.0 1:17:44.628															
37 1 1:46.878 B 31.749 32.165 42.964 265.4 1:19:31.506															
13 Inter Europol Competition Ligier JS P320 - Nissan 1.Nicolas PINO LMP3 2.Charles CREWS 3.Guilherme OLIVEIRA								14 Inter Europol Competition Ligier JS P320 - Nissan 1.James DAYSON LMP3 2.Noam ABRAMCZYK 3.Mateusz KAPRZYK							
1 3 3:05.294 1:54.055 33.496 37.743 3:05.294								1 3 2:21.358 B 53.004 34.467 53.887 2:21.358							
2 3 1:39.734 32.079 31.399 36.256 266.7 4:45.028								2 3 4:25.433 3:11.232 34.832 39.369 6:46.791							
3 3 1:37.704 30.730 31.380 35.594 268.7 6:22.732								3 3 1:45.396 34.255 33.408 37.733 268.7 8:32.187							
4 3 1:37.644 30.698 31.346 35.600 270.0 8:00.376								4 3 1:39.397 31.420 31.985 35.992 268.0 10:11.584							
5 3 1:38.448 30.744 31.956 35.748 274.1 9:38.824								5 3 1:38.665 31.014 31.600 36.051 268.0 11:50.249							
6 3 1:37.822 30.880 31.419 35.523 268.7 11:16.646								6 3 1:38.382 31.002 31.454 35.926 268.7 13:28.631							
7 3 1:45.519 B 30.885 31.669 42.965 271.4 13:02.165								7 3 1:45.472 32.063 34.464 38.945 268.7 15:14.103							
8 3 9:07.747 7:59.419 32.208 36.120 22:09.912								8 3 1:38.622 31.037 31.545 36.040 269.3 16:52.725							
9 3 1:43.794 32.870 33.944 36.980 268.0 23:53.706								9 3 1:47.326 B 32.118 32.396 42.812 269.3 18:40.051							
10 3 1:40.017 31.933 31.839 36.245 268.7 25:33.723								10 2 3:28.679 2:18.847 32.767 37.065 22:08.730							
								11 2 1:44.910 33.370 32.596 38.944 266.0 23:53.640							
								12 2 1:41.275 32.330 32.107 36.838 264.7 25:34.915							
								13 2 1:40.323 31.650 32.250 36.423 268.0 27:15.238							
								14 2 1:40.966 31.408 32.092 37.466 268.7 28:56.204							
								15 2 1:42.119 32.892 32.021 37.206 268.7 30:38.323							
								16 2 1:41.394 31.900 32.180 37.314 263.4 32:19.717							
								17 2 1:39.864 31.446 31.845 36.573 268.0 33:59.581							



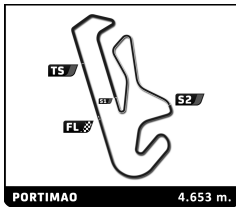


EUROPEAN LE MANS SERIES
4 Hours of Portimao
Free Practice 1

Sector Analysis

Lap under Red Flag Invalidated Lap Personal Best Session Best Crossing the pit lane															
Lap	D	Time	Sector 1	Sector 2	Sector 3	T. Spd	Elapsed	Lap	D	Time	Sector 1	Sector 2	Sector 3	T. Spd	Elapsed
18	2	1:46.708 B	31.510	31.870	43.328	266.7	35:46.289	21	1	1:41.873	31.777	32.600	37.496	270.7	59:13.602
19	1	3:36.638	2:24.479	34.641	37.518		39:22.927	22	1	1:41.390	31.649	32.352	37.389	268.7	1:00:54.992
20	1	1:42.983	32.659	33.192	37.132	266.7	41:05.910	23	1	1:41.282	31.663	32.697	36.922	270.0	1:02:36.274
21	1	1:44.122	32.649	33.201	38.272	269.3	42:50.032	24	1	1:43.726 32.572	33.615	37.539	269.3	1:04:20.000	
22	1	1:43.714	32.278	33.007	38.429	266.0	44:33.746	25	1	1:40.409	31.620	32.235	36.554	270.0	1:06:00.409
23	1	1:42.410	32.234	33.011	37.165	269.3	46:16.156	26	1	1:41.167	31.899	32.438	36.830	270.7	1:07:41.576
24	1	1:42.751	32.335	33.051	37.365	263.4	47:58.907	27	1	1:40.576	31.463	32.437	36.676	270.0	1:09:22.152
25	1	1:42.853	32.446	33.423	36.984	274.8	49:41.760	28	1	1:49.499 B	31.668	33.670	44.161	269.3	1:11:11.651
26	1	1:41.597	32.152	32.760	36.685	268.0	51:23.357	29	3	5:02.172	3:51.969	33.052	37.151		1:16:13.823
27	1	1:41.842	32.334	32.778	36.730	268.0	53:05.199	30	3	1:41.732 31.944	32.377	37.411	270.0	1:17:55.555	
28	1	1:42.686	32.228	33.463	36.995	262.8	54:47.885	31	3	1:41.750	31.564	32.565	37.621	268.7	1:19:37.305
29	1	1:42.228	32.011	33.304	36.913	270.0	56:30.113	32	3	1:40.702	31.771	31.980	36.951	269.3	1:21:18.007
30	1	1:47.977 B	32.090	32.850	43.037	266.0	58:18.090	33	3	1:40.350	31.635	31.916	36.799	271.4	1:22:58.357
31	3	3:24.254	2:13.311	34.052	36.891		1:01:42.344	34	3	1:40.163	31.283	32.033	36.847	268.0	1:24:38.520
32	3	1:40.244	31.497	32.031	36.716	275.5	1:03:22.588	35	3	1:40.148 31.640	31.865	36.643	268.7	1:26:18.668	
33	3	1:41.222	32.222	32.080	36.920	272.0	1:05:03.810	36	3	1:39.597	31.356	31.678	36.563	268.0	1:27:58.265
34	3	1:40.957	31.595	32.301	37.061	266.7	1:06:44.767	37	3	1:40.538	31.609	31.910	37.019	268.7	1:29:38.803
35	3	1:41.813	31.407	33.674	36.732	265.4	1:08:26.580	38	3	1:48.452 B	31.894	32.830	43.728	268.7	1:31:27.255
36	3	1:39.415	31.251	31.819	36.345	270.0	1:10:05.995	17 COOL Racing Ligier JS P320 - Nissan LMP3 1. Malthe JAKOBSEN 3. Michael BENHAM 2. Maurice SMITH							
37	3	1:41.290 32.070	31.991	37.139	269.3	1:11:47.195	1	1	8:17.847	7:05.932	32.246	39.669		8:17.847	
38	3	1:48.153 B	32.954	32.623	42.576	264.7	1:13:35.348	2	1	1:40.168	30.904	31.056	38.208	266.7	9:58.015
39	2	3:34.269	2:24.021	33.000	37.248		1:17:09.617	3	1	1:48.160 30.688	31.310	46.162	268.7	11:46.175	
40	2	1:41.764 32.024	32.768	36.972	268.0	1:18:51.381	4	1	1:37.723	30.798	31.135	35.790	268.7	13:23.898	
41	2	1:40.664	31.674	32.297	36.693	267.3	1:20:32.045	5	1	1:37.778	30.879	31.109	35.790	268.7	15:01.676
42	2	1:40.607	31.647	32.185	36.775	270.0	1:22:12.652	6	1	1:44.146 30.757 B	31.399	41.990	270.0	16:45.822	
43	2	1:40.728 31.736	32.180	36.812	272.0	1:23:53.380	7	3	13:28.684	...	33.374	37.946		30:14.506	
44	2	1:40.755	31.653	32.347	36.755	272.0	1:25:34.135	8	3	1:43.604	33.119	33.002	37.483	264.1	31:58.110
45	2	1:41.538	31.748	32.158	37.632	270.7	1:27:15.673	9	3	1:42.691	32.448	32.627	37.616	263.4	33:40.801
46	2	1:41.240 31.842	32.513	36.885	268.0	1:28:56.913	10	3	1:42.659	32.276	33.036	37.347	267.3	35:23.460	
47	2	1:41.343	31.691	32.050	37.602	268.7	1:30:38.256	11	3	1:41.811	31.810	32.634	37.367	267.3	37:05.271
15 RLR MSport Ligier JS P320 - Nissan LMP3 1. Horst FELBERMAYR JR 3. Valentino CATALANO 2. Austin MCCUSKER															
1	3	7:22.112	6:13.004	32.099	37.009		7:22.112	12	3	1:42.604	32.984	32.473	37.147	266.0	38:47.875
2	3	1:40.406	31.707	31.724	36.975	268.0	9:02.518	13	3	1:41.786	31.806	32.572	37.408	266.7	40:29.661
3	3	1:38.439	31.216	31.212	36.011	267.3	10:40.957	14	3	1:41.208	31.887	32.343	36.978	267.3	42:10.869
4	3	1:37.878	30.807	31.201	35.870	271.4	12:18.835	15	3	1:43.646	32.971	33.476	37.199	268.0	43:54.515
5	3	1:42.834	31.854	31.865	39.115	274.8	14:01.669	16	3	1:41.153	31.719	32.476	36.958	268.0	45:35.668
6	3	1:38.507	31.059	31.242	36.206	271.4	15:40.176	17	3	1:40.702	31.512	32.219	36.971	268.7	47:16.370
7	3	1:37.998	30.842	31.058	36.098	270.7	17:18.174	18	3	1:41.047	31.550	32.370	37.127	269.3	48:57.417
8	3	1:55.491 B	34.560	33.784	47.147	240.5	19:13.665	19	3	1:40.701	31.577	32.274	36.850	267.3	50:38.118
9	2	4:18.828	3:09.136	32.526	37.166		23:32.493	20	3	1:41.014 31.597	32.322	37.095	268.7	52:19.132	
10	2	1:40.509	31.467	32.217	36.825	268.7	25:13.002	21	3	1:40.617 31.643	32.121	36.853	268.7	53:59.749	
11	2	1:44.675	32.546	32.140	39.989	268.0	26:57.677	22	3	1:46.054 B	31.602	32.205	42.247	268.7	55:45.803
12	2	1:39.574	31.297	31.932	36.345	270.0	28:37.251	23	2	4:19.157	3:07.569	33.827	37.761		1:00:04.960
13	2	1:40.875	31.694	32.623	36.558	270.0	30:18.126	24	2	1:42.551 31.996	33.438	37.117	268.0	1:01:47.511	
14	2	1:40.059	31.300	31.980	36.779	270.7	31:58.185	25	2	1:42.706	31.873	32.867	37.966	269.3	1:03:30.217
15	2	1:40.382	31.271	32.040	37.071	271.4	33:38.567	26	2	1:42.372	32.626	32.856	36.890	265.4	1:05:12.589
16	2	1:39.870	31.255	31.686	36.929	270.7	35:18.437	27	2	1:42.407	32.463	32.875	37.069	273.4	1:06:54.996
17	2	1:45.668 B	31.277	32.313	42.078	271.4	37:04.105	28	2	1:42.430	32.288	33.024	37.118	273.4	1:08:37.426
18	1	17:04.581	...	33.572	37.433		54:08.686	29	2	1:41.820	32.325	32.664	36.831	272.7	1:10:19.246
19	1	1:42.028	32.222	32.658	37.148	264.7	55:50.714	30	2	1:42.440	31.845	33.470	37.125	269.3	1:12:01.686
20	1	1:41.015	31.460	32.314	37.241	267.3	57:31.729	31	2	1:42.008	31.906	33.132	36.970	268.7	1:13:43.694
								32	2	1:40.878	31.679	32.459	36.740	268.7	1:15:24.572



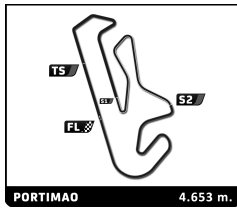


EUROPEAN LE MANS SERIES
4 Hours of Portimao
Free Practice 1

Sector Analysis

Lap under Red Flag											Invalidated Lap	Personal Best	Session Best	B Crossing the pit lane								
Lap	D	Time	Sector 1	Sector 2	Sector 3	T. Spd	Elapsed	Lap	D	Time	Sector 1	Sector 2	Sector 3	T. Spd	Elapsed							
33	2	1:43.631	32.716	33.118	37.797	269.3	1:17:08.203	43	1	1:44.461	32.755	33.149	38.557	262.1	1:27:09.886							
34	2	1:41.374 32.073	32.497	36.804	268.0	1:18:49.577	44	1	1:52.759	32.923	36.122	43.714	258.4	1:29:02.645								
35	2	1:41.419	31.667	32.888	36.864	268.0	1:20:30.996	45	1	1:43.664 32.591	32.863	38.210	262.1	1:30:46.309								
36	2	1:40.796	31.776	32.244	36.776	269.3	1:22:11.792	<div style="border: 1px solid black; padding: 5px;"> 19 Algarve Pro Racing Oreca 07 - Gibson 1. Bent VISCAAL LMP2 2. Filip UGRAN 1 1 3:32.485 2:22.485 31.843 38.157 3:32.485 2 1 1:33.759 29.432 30.157 34.170 281.2 5:06.244 3 1 1:36.324 29.213 31.051 36.060 284.2 6:42.568 4 1 1:33.149 29.101 29.999 34.049 282.7 8:15.717 5 1 1:43.009 29.042 29.836 44.131 283.5 9:58.726 6 1 4:13.247 3:07.825 30.674 34.748 14:11.973 7 1 1:33.479 29.323 30.121 34.035 285.0 15:45.452 8 1 1:33.286 29.150 29.972 34.164 282.7 17:18.738 9 1 1:33.285 29.177 29.869 34.239 283.5 18:52.023 10 1 1:40.440 B 30.040 30.164 40.236 268.7 20:32.463 11 2 3:14.980 2:09.053 30.970 34.957 23:47.443 12 2 1:38.417 30.782 31.112 36.523 285.0 25:25.860 13 2 1:38.004 30.908 31.324 35.772 285.7 27:03.864 14 2 1:35.991 30.126 31.062 34.803 282.7 28:39.855 15 2 1:35.538 29.654 31.132 34.752 283.5 30:15.393 16 2 1:35.931 30.339 30.554 35.038 283.5 31:51.324 17 2 1:34.878 29.799 30.231 34.848 282.0 33:26.202 18 2 1:41.546 B 29.719 30.831 40.996 283.5 35:07.748 19 2 13:58.818 ... 31.631 35.858 49:06.566 20 2 1:35.384 30.116 30.598 34.670 275.5 50:41.950 21 2 1:35.445 29.722 30.743 34.980 282.7 52:17.395 22 2 1:34.667 29.576 30.419 34.672 282.7 53:52.062 23 2 1:35.870 29.582 31.406 34.882 283.5 55:27.932 24 2 1:36.267 30.336 30.300 35.631 283.5 57:04.199 25 2 1:36.384 30.527 30.620 35.237 285.7 58:40.583 26 2 1:36.097 30.033 30.797 35.267 285.0 1:00:16.680 27 2 1:36.898 30.879 30.858 35.161 283.5 1:01:53.578 28 2 1:35.835 29.920 30.610 35.305 283.5 1:03:29.413 29 2 1:35.990 30.260 30.717 35.013 281.2 1:05:05.403 30 2 1:43.884 B 30.651 31.470 41.763 285.7 1:06:49.287 31 1 3:17.333 2:11.219 31.650 34.464 1:10:06.620 32 1 1:35.197 30.272 30.515 34.410 283.5 1:11:41.817 33 1 1:34.451 29.442 30.517 34.492 282.7 1:13:16.268 34 1 1:34.993 29.578 30.502 34.913 284.2 1:14:51.261 35 1 1:34.468 29.506 30.488 34.474 282.7 1:16:25.729 36 1 1:35.586 29.488 31.594 34.504 283.5 1:18:01.315 37 1 1:35.591 29.576 30.880 35.135 283.5 1:19:36.906 38 1 1:35.096 30.067 30.551 34.478 281.2 1:21:12.002 39 1 1:35.149 30.125 30.430 34.594 285.0 1:22:47.151 40 1 1:35.020 29.608 30.431 34.981 283.5 1:24:22.171 41 1 1:35.216 30.122 30.537 34.557 280.5 1:25:57.387 42 1 1:40.498 B 29.959 30.533 40.006 284.2 1:27:37.885 </div>														
37	2	1:40.491	31.756	32.215	36.520	268.0	1:23:52.283															
38	2	1:40.843	31.654	32.437	36.752	268.0	1:25:33.126															
39	2	1:40.916	31.549	32.751	36.616	268.7	1:27:14.042															
40	2	1:47.191 B	31.755	32.473	42.963	269.3	1:29:01.233															
<div style="border: 1px solid black; padding: 5px;"> 18 Absolute Racing Porsche 911 RSR - 19 1. Andrew HARYANTO LMGTE 2. Martin RUMP 3. Alessio PICARIELLO 1 2 2:34.462 1:20.648 34.987 38.827 2:34.462 2 2 1:43.115 32.583 32.844 37.688 260.2 4:17.577 3 2 1:41.805 32.019 32.553 37.233 261.5 5:59.382 4 2 1:41.686 31.930 32.514 37.242 260.9 7:41.068 5 2 1:41.438 31.881 32.382 37.175 261.5 9:22.506 6 2 1:41.664 31.980 32.354 37.330 261.5 11:04.170 7 2 1:42.872 32.146 33.299 37.427 261.5 12:47.042 8 2 1:41.933 31.896 32.546 37.491 263.4 14:28.975 9 2 1:41.555 31.767 32.615 37.173 262.1 16:10.530 10 2 1:48.113 31.916 32.575 43.622 262.8 17:58.643 11 3 2:56.036 1:44.221 34.014 37.801 20:54.679 12 3 1:42.580 32.799 32.463 37.318 260.9 22:37.259 13 3 1:43.770 32.068 33.670 38.032 261.5 24:21.029 14 3 1:49.915 B 32.023 32.305 45.587 262.1 26:10.944 15 3 3:22.972 2:11.792 33.674 37.506 29:33.916 16 3 1:41.760 32.124 32.366 37.270 259.6 31:15.676 17 3 1:41.777 32.120 32.385 37.272 260.9 32:57.453 18 3 1:42.148 32.236 32.496 37.416 260.9 34:39.601 19 3 1:41.894 32.077 32.419 37.398 261.5 36:21.495 20 3 1:42.165 32.111 32.559 37.495 262.8 38:03.660 21 3 1:44.200 32.400 32.514 39.286 262.8 39:47.860 22 3 1:42.327 32.197 32.545 37.585 261.5 41:30.187 23 3 1:42.293 32.230 32.578 37.485 262.8 43:12.480 24 3 1:43.706 32.627 32.949 38.130 262.8 44:56.186 25 3 1:42.092 32.142 32.537 37.413 262.1 46:38.278 26 3 1:49.113 B 32.447 32.668 43.998 262.1 48:27.391 27 1 3:26.730 2:12.620 34.224 39.886 51:54.121 28 1 1:46.814 33.964 34.011 38.839 53:40.935 29 1 1:45.699 33.669 33.689 38.341 261.5 55:26.634 30 1 1:45.258 33.537 33.485 38.236 263.4 57:11.892 31 1 1:52.128 33.763 33.886 44.479 263.4 59:04.020 32 1 2:54.045 1:41.346 34.431 38.268 1:01:58.065 33 1 1:47.361 34.731 33.664 38.966 262.1 1:03:45.426 34 1 1:44.722 33.002 33.634 38.086 262.8 1:05:30.148 35 1 1:45.436 32.863 33.422 39.151 262.1 1:07:15.584 36 1 1:46.339 33.248 33.806 39.285 258.4 1:09:01.923 37 1 1:50.831 33.109 33.644 44.078 259.6 1:10:52.754 38 1 7:29.383 6:16.714 34.067 38.602 1:18:22.137 39 1 1:45.268 32.917 33.740 38.611 260.2 1:20:07.405 40 1 1:43.461 32.727 33.041 37.693 260.2 1:21:50.866 41 1 1:43.792 32.407 32.862 38.523 262.8 1:23:34.658 42 1 1:50.767 33.436 36.099 41.232 262.1 1:25:25.425 </div>																						
<div style="border: 1px solid black; padding: 5px;"> 21 Mühlner Motorsport Oreca 07 - Gibson 1. Matthias KAISER LMP2 2. Thomas LAURENT 3. Ugo DE WILDE 1 3 1:58.974 45.511 32.688 40.775 1:58.974 2 3 1:34.334 29.363 30.948 34.023 285.0 3:33.308 </div>																						





EUROPEAN LE MANS SERIES
4 Hours of Portimao
Free Practice 1

Sector Analysis

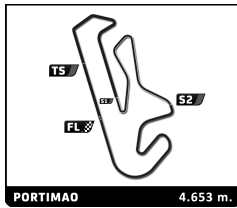
Lap under Red Flag Invalidated Lap Personal Best Session Best Crossing the pit lane

Lap	D	Time	Sector 1	Sector 2	Sector 3	T. Spd	Elapsed	Lap	D	Time	Sector 1	Sector 2	Sector 3	T. Spd	Elapsed
3	3	1:33.306	29.388	29.982	33.936	286.5	5:06.614	5	2	1:42.621 B	29.944	30.567	43.110	285.7	9:55.468
4	3	1:46.798	31.137	34.795	40.866	288.8	6:53.412	6	1	7:35.759	6:28.739	30.971	36.049		17:31.227
5	3	1:34.307	29.197	30.869	34.241	286.5	8:27.719	7	1	1:34.019	29.510	30.143	34.366	281.2	19:05.246
6	3	1:33.088	29.104	29.839	34.145	286.5	10:00.807	8	1	1:33.714	29.398	30.138	34.178	282.0	20:38.960
7	3	1:40.664 B	29.101	30.836	40.727	286.5	11:41.471	9	1	1:33.975	29.346	30.081	34.548	282.7	22:12.935
8	3	3:16.968	2:12.243	30.498	34.227		14:58.439	10	1	1:35.903	30.046	31.175	34.682	282.0	23:48.838
9	3	1:33.880	29.438	30.203	34.239	284.2	16:32.319	11	1	1:36.817	29.796	31.063	35.958	284.2	25:25.655
10	3	1:34.003	29.616	30.215	34.172	283.5	18:06.322	12	1	1:35.602	30.472	30.484	34.646	285.0	27:01.257
11	3	1:35.258	29.800	30.581	34.877	286.5	19:41.580	13	1	1:36.294	31.245	30.556	34.493	283.5	28:37.551
12	3	1:34.826	30.103	30.272	34.451	282.0	21:16.406	14	1	1:34.658	29.865	30.180	34.613	284.2	30:12.209
13	3	1:40.001 B	29.513	30.523	39.965	285.0	22:56.407	15	1	1:37.339	29.529	30.646	37.164	283.5	31:49.548
14	1	3:21.687	2:15.824	31.159	34.704		26:18.094	16	1	1:34.874	29.784	30.094	34.996	283.5	33:24.422
15	1	1:36.087	29.925	31.638	34.524	284.2	27:54.181	17	1	1:41.323 B	29.529	30.828	40.966	283.5	35:05.745
16	1	1:36.143	30.144	31.396	34.603	285.0	29:30.324	18	3	4:08.449	3:02.522	30.972	34.955		39:14.194
17	1	1:34.606	29.754	30.333	34.519	284.2	31:04.930	19	3	1:35.287	30.031	30.638	34.618	281.2	40:49.481
18	1	1:35.468	29.722	31.399	34.347	285.0	32:40.398	20	3	1:34.987	29.701	30.451	34.835	282.7	42:24.468
19	1	1:34.606	29.778	30.461	34.367	284.2	34:15.004	21	3	1:37.050	31.626	30.761	34.663	284.2	44:01.518
20	1	1:36.865	30.254	32.168	34.443	286.5	35:51.869	22	3	1:35.920	30.086	31.178	34.656	285.0	45:37.438
21	1	1:34.507	29.588	30.555	34.364	285.0	37:26.376	23	3	1:35.647	29.628	30.682	35.337	284.2	47:13.085
22	1	1:34.695	29.685	30.540	34.470	285.0	39:01.071	24	3	1:34.549	29.610	30.429	34.510	281.2	48:47.634
23	1	1:36.928	29.665	31.610	35.653	285.7	40:37.999	25	3	1:35.683	29.592	30.479	35.612	283.5	50:23.317
24	1	1:34.914	29.723	30.692	34.499	284.2	42:12.913	26	3	1:35.668	29.907	30.476	35.285	282.0	51:58.985
25	1	1:42.639 B	30.329	31.942	40.368	286.5	43:55.552	27	3	1:35.321	29.703	30.570	35.048	283.5	53:34.306
26	2	2:54.403	1:49.558	30.593	34.252		46:49.955	28	3	1:36.015	30.085	30.663	35.267	279.1	55:10.321
27	2	1:34.658	29.708	30.410	34.540	287.2	48:24.613	29	3	1:35.103	29.792	30.433	34.878	284.2	56:45.424
28	2	1:35.446	29.387	30.576	35.483	286.5	50:00.059	30	3	1:35.886	30.768	30.492	34.626	287.2	58:21.310
29	2	1:35.137	30.617	30.433	34.087	283.5	51:35.196	31	3	1:35.202	30.314	30.413	34.475	286.5	59:56.512
30	2	1:33.907	29.403	30.298	34.206	286.5	53:09.103	32	3	1:35.203	29.661	30.428	35.114	285.7	1:01:31.715
31	2	1:34.609	29.295	30.832	34.482	285.0	54:43.712	33	3	1:35.712	29.816	30.907	34.989	282.0	1:03:07.427
32	2	1:42.762 B	30.282	31.665	40.815	287.2	56:26.474	34	3	1:33.964	29.399	30.206	34.359	284.2	1:04:41.391
33	2	8:56.787	7:51.591	30.767	34.429		1:05:23.261	35	3	1:34.618	29.876	30.390	34.352	285.0	1:06:16.009
34	2	1:35.763	30.597	30.678	34.488	287.2	1:06:59.024	36	3	1:34.114	29.302	30.283	34.529	285.0	1:07:50.123
35	2	1:35.544	29.540	31.259	34.745	286.5	1:08:34.568	37	3	1:34.830	29.475	30.881	34.474	284.2	1:09:24.953
36	2	1:35.726	29.710	31.427	34.589	286.5	1:10:10.294	38	3	1:34.482	29.511	30.536	34.435	283.5	1:10:59.435
37	2	1:35.618	30.027	30.669	34.922	285.7	1:11:45.912	39	3	1:34.723	30.051	30.446	34.226	285.7	1:12:34.158
38	2	1:34.659	29.659	30.666	34.334	285.0	1:13:20.571	40	3	1:34.367	29.722	30.335	34.310	283.5	1:14:08.525
39	2	1:34.320	29.577	30.328	34.415	285.7	1:14:54.891	41	3	1:41.846 B	29.512	31.104	41.230	285.7	1:15:50.371
40	2	1:40.731 B	30.198	30.507	40.026	286.5	1:16:35.622	42	1	5:08.626	4:00.103	31.190	37.333		1:20:58.997
41	1	3:38.516	2:32.316	31.074	35.126		1:20:14.138	43	1	1:33.968	29.523	30.038	34.407	282.7	1:22:32.965
42	1	1:36.191	30.199	30.935	35.057	284.2	1:21:50.329	44	1	1:35.178	29.707	30.834	34.637	284.2	1:24:08.143
43	1	1:34.789	29.770	30.620	34.399	282.7	1:23:25.118	45	1	1:34.780	29.483	30.075	35.222	282.7	1:25:42.923
44	1	1:34.468	29.710	30.428	34.330	285.0	1:24:59.586	46	1	1:34.769	29.855	30.424	34.490	281.2	1:27:17.692
45	1	1:34.594	29.683	30.522	34.389	285.0	1:26:34.180	47	1	1:35.990	29.956	31.161	34.873	284.2	1:28:53.682
46	1	1:35.196	30.028	30.733	34.435	286.5	1:28:09.376	48	1	1:35.482	29.529	31.379	34.574	282.7	1:30:29.164
47	1	1:35.973	30.459	31.066	34.448	288.8	1:29:45.349								
48	1	1:34.859	29.804	30.482	34.573	285.0	1:31:20.208								

22	United Autosports		Oreca 07 - Gibson				
	1. Philip HANSON	3. Duncan TAPPY	LMP2				
	2. Tom GAMBLE						
1	2	3:29.624	2:19.085	34.198	36.341	3:29.624	
2	2	1:33.024	29.099	30.049	33.876	284.2	5:02.648
3	2	1:37.146	28.976	30.241	37.929	285.7	6:39.794
4	2	1:33.053	29.009	30.062	33.982	284.2	8:12.847

24	Nielsen Racing		Oreca 07 - Gibson				
	1. Rodrigo SALES	3. Ben HANLEY	LMP2 P/A				
	2. Matthew BELL						
1	3	1:43.722	37.097	31.012	35.613	1:43.722	
2	3	1:33.870	29.464	30.171	34.235	281.2	3:17.592
3	3	1:33.844	29.392	30.174	34.278	283.5	4:51.436
4	3	1:43.714 B	29.434	31.661	42.619	285.0	6:35.150
5	3	5:08.624	4:00.828	32.596	35.200		11:43.774
6	3	1:42.022 B	29.438	30.132	42.452	282.0	13:25.796



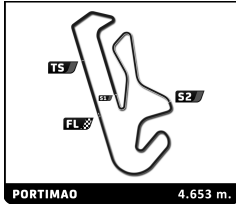


EUROPEAN LE MANS SERIES
4 Hours of Portimao
Free Practice 1

Sector Analysis

Lap under Red Flag												Invalidated Lap	Personal Best	Session Best	B Crossing the pit lane
Lap	D	Time	Sector 1	Sector 2	Sector 3	T. Spd	Elapsed	Lap	D	Time	Sector 1	Sector 2	Sector 3	T. Spd	Elapsed
7	1	13:26.491	...	33.133	35.941		26:52.287	21	3	1:46.679 B	31.650	32.249	42.780	270.0	44:28.674
8	1	1:37.915	30.866	31.574	35.475	279.8	28:30.202	22	3	4:03.142	2:53.095	32.473	37.574		48:31.816
9	1	1:38.462	31.231	31.162	36.069	281.2	30:08.664	23	3	1:41.802	31.552	33.302	36.948	269.3	50:13.618
10	1	1:37.503	30.382	31.576	35.545	280.5	31:46.167	24	3	1:40.170	31.454	31.905	36.811	269.3	51:53.788
11	1	1:36.929	29.913	31.175	35.841	281.2	33:23.096	25	3	1:40.608	31.517	31.825	37.266	268.7	53:34.396
12	1	1:36.576	30.258	31.048	35.270	281.2	34:59.672	26	3	1:41.513	31.457	33.281	36.775	266.7	55:15.909
13	1	1:37.290	30.064	31.516	35.710	282.7	36:36.962	27	3	1:40.589	31.305	32.427	36.857	270.7	56:56.498
14	1	1:37.465	30.298	31.436	35.731	285.0	38:14.427	28	3	1:40.320	31.679	32.038	36.603	268.7	58:36.818
15	1	1:36.516	30.368	30.983	35.165	283.5	39:50.943	29	3	1:40.006	31.469	32.018	36.519	271.4	1:00:16.824
16	1	1:39.207	30.694	31.191	37.322	285.0	41:30.150	30	3	1:47.809 B	32.733	32.774	42.302	275.5	1:02:04.633
17	1	1:37.789	30.455	31.059	36.275	277.6	43:07.939	31	1	3:26.788	2:16.903	32.904	36.981		1:05:31.421
18	1	1:40.535	30.482	30.957	39.096	281.2	44:48.474	32	1	1:44.707	32.248	33.202	39.257	270.0	1:07:16.128
19	1	1:41.316	31.660	33.188	36.468	283.5	46:29.790	33	1	1:42.475	32.853	32.840	36.782	268.0	1:08:58.603
20	1	1:37.329	30.656	30.955	35.718	278.4	48:07.119	34	1	1:41.977	31.626	33.244	37.107	270.0	1:10:40.580
21	1	1:45.802 B	30.350	31.192	44.260	279.8	49:52.921	35	1	1:43.517	33.386	32.740	37.391	268.7	1:12:24.097
22	2	12:38.776 B	...	30.800	41.299		1:02:31.697	36	1	1:41.206	31.498	32.819	36.889	269.3	1:14:05.303
23	2	7:06.872	6:01.075	30.814	34.983		1:09:38.569	37	1	1:41.855	31.678	32.774	37.403	270.7	1:15:47.158
24	2	1:35.278	29.992	30.515	34.771	282.7	1:11:13.847	38	1	1:41.206	31.573	32.434	37.199	270.0	1:17:28.364
25	2	1:38.879	30.385	30.455	38.039	282.7	1:12:52.726	39	1	1:49.193 B	31.556	33.198	44.439	270.7	1:19:17.557
26	2	1:35.010	29.798	30.419	34.793	282.7	1:14:27.736	40	2	3:29.456	2:20.747	32.189	36.520		1:22:47.013
27	2	1:35.920	29.970	31.183	34.767	286.5	1:16:03.656	41	2	1:40.897	31.615	32.358	36.924	269.3	1:24:27.910
28	2	1:37.562	30.482	30.996	36.084	285.0	1:17:41.218	42	2	1:40.046	31.399	32.058	36.589	269.3	1:26:07.956
29	2	1:37.072	29.669	30.636	36.767	282.7	1:19:18.290	43	2	1:43.598	31.250	33.288	39.060	268.7	1:27:51.554
30	2	1:35.188	30.160	30.360	34.668	282.7	1:20:53.478	44	2	1:40.217	31.758	31.841	36.618	269.3	1:29:31.771
31	2	1:34.896	29.719	30.173	35.004	283.5	1:22:28.374	45	2	1:39.677	31.316	31.746	36.615	269.3	1:31:11.448
32	2	1:34.973	29.653	30.694	34.626	282.7	1:24:03.347								
33	2	1:35.390	29.774	30.527	35.089	283.5	1:25:38.737								
34	2	1:35.416	29.505	30.586	35.325	282.7	1:27:14.153								
35	2	1:36.606	29.691	31.620	35.295	283.5	1:28:50.759								
36	2	1:40.248 B	29.668	30.203	40.377	282.7	1:30:31.007								
27		COOL Racing					Ligier JS P320 - Nissan LMP3								
		1. Jean-Ludovic FOUBERT		3. Nicolas MAULINI											
		2. Antoine DOQUIN													
1	2	6:43.969	5:27.324	35.483	41.162		6:43.969								
2	2	1:39.277	31.363	31.765	36.149	267.3	8:23.246								
3	2	1:38.763	31.090	31.515	36.158	269.3	10:02.009								
4	2	1:37.962	30.783	31.390	35.789	270.7	11:39.971								
5	2	1:38.210	30.874	31.365	35.971	269.3	13:18.181								
6	2	1:47.536 B	30.882	31.870	44.784	270.7	15:05.717								
7	1	3:26.494	2:14.652	34.027	37.815		18:32.211								
8	1	1:44.309	32.139	33.627	38.543	266.7	20:16.520								
9	1	1:44.388	34.037	33.372	36.979	264.1	22:00.908								
10	1	1:41.999	32.155	32.905	36.939	267.3	23:42.907								
11	1	1:42.043	31.693	33.028	37.322	267.3	25:24.950								
12	1	1:42.875	32.792	33.016	37.067	268.0	27:07.825								
13	1	1:42.011	31.757	32.706	37.548	268.7	28:49.836								
14	1	1:49.954 B	32.688	32.713	44.553	271.4	30:39.790								
15	3	3:34.973	2:25.674	32.599	36.700		34:14.763								
16	3	1:43.610	32.465	33.874	37.271	269.3	35:58.373								
17	3	1:40.790	31.766	32.293	36.731	270.7	37:39.163								
18	3	1:41.340	31.933	32.211	37.196	270.0	39:20.503								
19	3	1:41.052	31.636	32.713	36.703	269.3	41:01.555								
20	3	1:40.440	31.569	31.967	36.904	269.3	42:41.995								
28		IDEC Sport					Oreca 07 - Gibson LMP2								
		1. Paul LAFARGUE		3. Patrick PILET											
		2. Paul Loup CHATIN													
1	2	2:02.737	47.046	32.922	42.769		2:02.737								
2	2	1:33.284	29.297	30.014	33.973	283.5	3:36.021								
3	2	1:37.834	29.400	32.556	35.878	285.0	5:13.855								
4	2	1:33.433	29.251	30.260	33.922	285.7	6:47.288								
5	2	1:44.444 B	31.059	31.976	41.409	288.8	8:31.732								
6	2	3:52.510	2:46.788	30.952	34.770		12:24.242								
7	2	1:34.434	29.445	30.740	34.249	282.7	13:58.676								
8	2	1:33.541	29.294	30.096	34.151	282.7	15:32.217								
9	2	1:34.142	29.227	30.383	34.532	283.5	17:06.359								
10	2	1:33.880	29.462	30.061	34.357	286.5	18:40.239								
11	2	1:34.585	29.299	30.501	34.785	284.2	20:14.824								
12	2	1:33.841	29.189	30.309	34.343	283.5	21:48.665								
13	2	1:33.415	29.203	30.059	34.153	283.5	23:22.080								
14	2	1:34.347	29.206	30.210	34.931	284.2	24:56.427								
15	2	1:40.210 B	29.475	31.039	39.696	285.7	26:36.637								
16	1	3:14.178	2:07.053	32.025	35.100		29:50.815								
17	1	1:37.306	30.898	31.320	35.088	282.0	31:28.121								
18	1	1:39.415	30.659	32.603	36.153	288.0	33:07.536								
19	1	1:36.914	30.386	31.669	34.859	282.7	34:44.450								
20	1	1:36.622	30.230	31.176	35.216	282.7	36:21.072								
21	1	1:37.412	30.372	31.225	35.815	282.0	37:58.484								
22	1	1:35.663	30.178	30.857	34.628	283.5	39:34.147								
23	1	1:38.764	31.996	31.982	34.786	286.5	41:12.911								
24	1	1:35.872	29.959	30.949	34.964	284.2	42:48.783								
25	1	1:34.907	29.740	30.584	34.583	283.5	44:23.690								



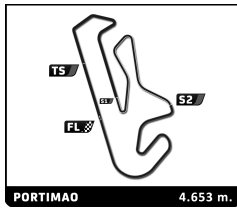


EUROPEAN LE MANS SERIES
4 Hours of Portimao
Free Practice 1

Sector Analysis

Lap	D	Time	Sector 1	Sector 2	Sector 3	T. Spd	Elapsed	Lap	D	Time	Sector 1	Sector 2	Sector 3	T. Spd	Elapsed
26	1	1:35.384	29.744	30.582	35.058	285.7	45:59.074	30	1	1:41.475 B	29.723	31.003	40.749	286.5	1:01:42.190
27	1	1:37.878	31.441	30.810	35.627	283.5	47:36.952	31	3	3:04.006	1:57.438	31.199	35.369		1:04:46.196
28	1	1:42.975 B	29.791	31.359	41.825	285.7	49:19.927	32	3	1:37.136	30.434	31.214	35.488	282.7	1:06:23.332
29	3	4:48.991	3:43.626	30.471	34.894		54:08.918	33	3	1:36.954	31.083	31.060	34.811	282.7	1:08:00.286
30	3	1:34.724	29.549	30.654	34.521	283.5	55:43.642	34	3	1:35.712	30.148	30.759	34.805	285.0	1:09:35.998
31	3	1:34.046	29.350	30.124	34.572	282.7	57:17.688	35	3	1:35.497	29.861	30.864	34.772	284.2	1:11:11.495
32	3	1:35.279	29.521	31.019	34.739	284.2	58:52.967	36	3	1:35.958	30.549	30.709	34.700	285.7	1:12:47.453
33	3	1:35.166	29.658	30.475	35.033	285.7	1:00:28.133	37	3	1:37.769	30.249	31.235	36.285	286.5	1:14:25.222
34	3	1:33.913	29.368	30.164	34.381	285.0	1:02:02.046	38	3	1:35.919	29.987	30.720	35.212	282.0	1:16:01.141
35	3	1:36.228	30.231	30.813	35.184	285.7	1:03:38.274	39	3	1:38.924	31.748	31.826	35.350	287.2	1:17:40.065
36	3	1:34.211	29.414	30.065	34.732	285.7	1:05:12.485	40	3	1:35.609	30.014	30.947	34.648	284.2	1:19:15.674
37	3	1:35.082	30.097	30.414	34.571	285.7	1:06:47.567	41	3	1:34.860	29.773	30.490	34.597	284.2	1:20:50.534
38	3	1:35.856	30.198	31.421	34.237	286.5	1:08:23.423	42	3	1:43.509 B	29.681	30.387	43.441	285.0	1:22:34.043
39	3	1:33.607	29.395	30.103	34.109	284.2	1:09:57.030	43	3	2:41.294	1:34.400	31.150	35.744		1:25:15.337
40	3	1:34.708	29.518	30.768	34.422	284.2	1:11:31.738	44	3	1:35.660	29.890	30.311	35.459	283.5	1:26:50.997
41	3	1:34.089	29.380	30.371	34.338	284.2	1:13:05.827	45	3	1:35.364	30.275	30.446	34.643	285.0	1:28:26.361
42	3	1:34.305	29.522	30.250	34.533	284.2	1:14:40.132	46	3	1:34.615	29.583	30.406	34.626	285.7	1:30:00.976
43	3	1:40.301 B	29.979	30.465	39.857	288.0	1:16:20.433	31 TDS Racing x Vaillante Oreca 07 - Gibson 1. Philippe CIMADOMO 3.Tijmen VAN DER HELM 2. Mathias BECHE LMP2 P/A							
44	3	7:20.554	6:14.977	30.959	34.618		1:23:40.987	1	2	1:56.971	45.132	32.450	39.389		1:56.971
45	3	1:36.195	30.641	30.625	34.929	283.5	1:25:17.182	2	2	1:33.084	29.170	30.038	33.876	284.2	3:30.055
46	3	1:40.775 B	29.491	30.292	40.992	282.0	1:26:57.957	3	2	1:47.634	35.984	32.941	38.709	286.5	5:17.689
30 Duqueine Team Oreca 07 - Gibson 1. Memo ROJAS 3. Rui ANDRADE 2. Richard BRADLEY LMP2								4	2	1:32.876	29.030	29.995	33.851	283.5	6:50.565
1	2	3:16.290	2:07.527	32.515	36.248		3:16.290	5	2	1:52.228	36.399	34.066	41.763	216.9	8:42.793
2	2	1:34.349	29.464	30.399	34.486	281.2	4:50.639	6	2	1:40.959 B	29.059	29.790	42.110	283.5	10:23.752
3	2	1:38.371	29.370	30.874	38.127	282.7	6:29.010	7	1	3:24.862	2:15.890	32.700	36.272		13:48.614
4	2	1:34.502	29.336	30.605	34.561	282.7	8:03.512	8	1	1:39.994	31.129	32.067	36.798	280.5	15:28.608
5	2	1:42.035 B	29.273	31.428	41.334	284.2	9:45.547	9	1	1:39.621	31.080	32.148	36.393	280.5	17:08.229
6	2	5:23.153	4:17.343	31.314	34.496		15:08.700	10	1	1:40.422	31.459	32.927	36.036	282.7	18:48.651
7	2	1:34.801	29.630	30.376	34.795	279.8	16:43.501	11	1	1:38.004	30.486	31.707	35.811	282.0	20:26.655
8	2	1:34.547	29.785	30.377	34.385	281.2	18:18.048	12	1	1:38.844	31.202	31.939	35.703	281.2	22:05.499
9	2	1:34.252	29.532	30.259	34.461	281.2	19:52.300	13	1	1:40.399	31.226	32.684	36.489	281.2	23:45.898
10	2	1:37.489	31.113	30.792	35.584	282.0	21:29.789	14	1	1:39.388	30.612	32.542	36.234	279.8	25:25.286
11	2	1:35.334	29.716	30.580	35.038	281.2	23:05.123	15	1	1:40.240	30.752	31.944	37.544	283.5	27:05.526
12	2	1:34.998	29.619	30.671	34.708	282.0	24:40.121	16	1	1:38.181	30.681	31.655	35.845	282.7	28:43.707
13	2	1:40.378 B	29.695	30.429	40.254	281.2	26:20.499	17	1	1:47.643 B	31.670	31.769	44.204	280.5	30:31.350
14	1	4:18.053	3:09.466	32.155	36.432		30:38.552	18	3	3:09.290	2:02.565	31.425	35.300		33:40.640
15	1	1:37.215	30.396	31.033	35.786	279.1	32:15.767	19	3	1:36.922	30.803	30.697	35.422	282.7	35:17.562
16	1	1:35.540	30.162	30.766	34.612	278.4	33:51.307	20	3	1:34.978	30.056	30.333	34.589	284.2	36:52.540
17	1	1:36.257	30.678	30.864	34.715	282.7	35:27.564	21	3	1:36.413	30.800	30.563	35.050	284.2	38:28.953
18	1	1:37.728	30.850	31.825	35.053	285.0	37:05.292	22	3	1:34.044	29.356	30.304	34.384	282.7	40:02.997
19	1	1:35.620	30.220	30.597	34.803	282.0	38:40.912	23	3	1:34.642	29.896	30.244	34.502	285.7	41:37.639
20	1	1:35.540	29.830	31.216	34.494	282.0	40:16.452	24	3	1:36.390	31.187	30.473	34.730	287.2	43:14.029
21	1	1:35.129	29.942	30.501	34.686	282.7	41:51.581	25	3	1:34.965	29.755	30.495	34.715	285.7	44:48.994
22	1	1:36.106	29.734	31.258	35.114	284.2	43:27.687	26	3	1:36.022	30.020	30.963	35.039	287.2	46:25.016
23	1	1:42.754 B	30.107	31.559	41.088	285.0	45:10.441	27	3	1:33.927	29.497	30.029	34.401	280.5	47:58.943
24	1	6:49.629	5:43.566	31.109	34.954		52:00.070	28	3	1:34.572	29.952	30.282	34.338	286.5	49:33.515
25	1	1:35.693	29.856	31.171	34.666	282.7	53:35.763	29	3	1:34.887	29.370	30.309	35.208	285.7	51:08.402
26	1	1:36.893	30.631	31.649	34.613	282.7	55:12.656	30	3	1:43.233 B	30.354	30.257	42.622	287.2	52:51.635
27	1	1:37.031	31.662	30.716	34.653	286.5	56:49.687	31	2	2:31.850	2:23.272	31.928	36.650		56:23.485
28	1	1:35.550	29.851	30.817	34.882	285.0	58:25.237	32	2	1:35.506	30.013	30.678	34.815	284.2	57:58.991
29	1	1:35.478	29.636	31.353	34.489	287.2	1:00:00.715	33	2	1:35.605	29.808	31.047	34.750	285.0	59:34.596



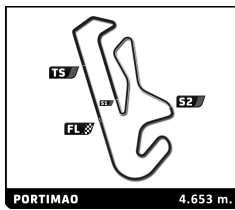


EUROPEAN LE MANS SERIES
4 Hours of Portimao
Free Practice 1

Sector Analysis

Lap under Red Flag							Invalidated Lap		Personal Best		Session Best		B Crossing the pit lane		
Lap	D	Time	Sector 1	Sector 2	Sector 3	T. Spd	Elapsed	Lap	D	Time	Sector 1	Sector 2	Sector 3	T. Spd	Elapsed
34	2	1:34.445	29.643	30.445	34.357	283.5	1:01:09.041	32	1	1:43.639	33.144	32.793	37.702	262.8	1:21:20.737
35	2	1:34.374	29.536	30.439	34.399	283.5	1:02:43.415	33	1	1:43.488	32.506	32.782	38.200	260.9	1:23:04.225
36	2	1:34.972	29.856	30.382	34.734	285.0	1:04:18.387	34	1	1:44.044	32.559	33.252	38.233	259.6	1:24:48.269
37	2	1:34.732	29.455	30.863	34.414	285.7	1:05:53.119	35	1	1:43.669	32.429	33.335	37.905	260.2	1:26:31.938
38	2	1:35.176	29.405	31.499	34.272	285.7	1:07:28.295	36	1	1:48.591 B	32.567	33.063	42.961	260.2	1:28:20.529
39	2	1:34.986	30.064	30.631	34.291	287.2	1:09:03.281	<div style="border: 1px solid black; padding: 5px;"> <p>33 Rinaldi Racing Ferrari 488 GTE Evo</p> <p>1.Christian HOOK 3.Jeroen BLEEKEMOLEN</p> <p>2.Fabrizio CRESTANI LMGTE</p> </div>							
40	2	1:35.401	30.289	30.511	34.601	287.2	1:10:38.682								
41	2	1:34.353	29.753	30.326	34.274	285.0	1:12:13.035								
42	2	1:40.213 B	29.385	30.406	40.422	285.0	1:13:53.248								
43	3	3:12.228	2:05.293	31.813	35.122		1:17:05.476								
44	3	1:34.918	29.737	30.555	34.626	282.7	1:18:40.394								
45	3	1:34.788	29.576	30.460	34.752	284.2	1:20:15.182								
46	3	1:44.806	30.353	34.455	39.998	286.5	1:21:59.988								
47	3	1:34.337	29.505	30.314	34.518	284.2	1:23:34.325								
48	3	1:35.119	29.830	30.453	34.836	284.2	1:25:09.444								
49	3	1:34.011	29.502	30.066	34.443	283.5	1:26:43.455								
50	3	1:34.304	29.462	30.318	34.524	283.5	1:28:17.759								
51	3	1:34.769	29.964	30.213	34.592	284.2	1:29:52.528								
52	3	1:44.066 B	30.128	30.783	43.155	285.7	1:31:36.594								
							<div style="border: 1px solid black; padding: 5px;"> <p>32 Rinaldi Racing Ferrari 488 GTE Evo</p> <p>1.Diego ALESSI LMGTE</p> <p>2.Nicolas VARRONE</p> </div>								
1	1	5:24.898	4:09.406	34.981	40.511		5:24.898	12	2	1:50.676 B	32.057	33.537	45.082	259.0	24:07.236
2	1	1:43.820	32.759	33.218	37.843	257.8	7:08.718	13	1	3:17.930	2:04.084	34.955	38.891		27:25.166
3	1	1:43.545	33.041	32.983	37.521	259.0	8:52.263	14	1	1:47.362	33.266	34.220	39.876	256.5	29:12.528
4	1	1:42.908	32.505	32.788	37.615	258.4	10:35.171	15	1	1:46.587	33.125	34.207	39.255	257.8	30:59.115
5	1	1:43.082	32.325	32.713	38.044	259.0	12:18.253	16	1	1:45.849	33.154	34.044	38.651	257.1	32:44.964
6	1	1:53.401 B	32.401	37.838	43.162	258.4	14:11.654	17	1	1:44.647	32.840	33.369	38.438	258.4	34:29.611
7	1	2:07.907	56.615	32.954	38.338		16:19.561	18	1	1:48.540	33.687	36.078	38.775	257.1	36:18.151
8	1	1:42.645	32.262	32.745	37.638	259.6	18:02.206	19	1	1:45.403	32.918	33.738	38.747	258.4	38:03.554
9	1	1:42.891	32.312	32.859	37.720	259.0	19:45.097	20	1	1:46.595	33.642	34.244	38.709	257.1	39:50.149
10	1	1:47.846	33.608	33.616	40.622	261.5	21:32.943	21	1	1:45.894	33.388	33.950	38.556	258.4	41:36.043
11	1	1:42.941	32.337	32.842	37.762	260.9	23:15.884	22	1	1:53.072 B	33.187	33.692	46.193	259.0	43:29.115
12	1	1:42.990	32.303	32.610	38.077	259.0	24:58.874	23	1	3:01.968	1:47.613	34.825	39.530		46:31.083
13	1	1:47.748 B	32.275	32.753	42.720	260.2	26:46.622	24	1	1:43.806	32.670	33.222	37.914	257.1	48:14.889
14	2	4:40.821	3:30.624	32.823	37.374		31:27.443	25	1	1:44.218	32.819	33.504	37.895	259.6	49:59.107
15	2	1:42.636	32.692	32.431	37.513	260.9	33:10.079	26	1	1:44.668	32.170	33.549	37.949	259.0	51:43.775
16	2	1:46.701	32.316	32.527	41.858	265.4	34:56.780	27	1	1:43.475	32.592	33.123	37.760	260.2	53:27.250
17	2	1:42.411	32.121	32.491	37.799	260.2	36:39.191	28	1	1:43.493	32.421	33.182	37.890	259.6	55:10.743
18	2	1:41.956	32.118	32.299	37.539	260.9	38:21.147	29	1	1:51.485	33.005	33.676	44.804	259.6	57:02.228
19	2	1:41.804	32.219	32.277	37.308	260.2	40:02.951	30	3	3:38.013	2:25.523	34.136	38.354		1:00:40.241
20	2	1:43.120	32.125	32.593	38.402	262.1	41:46.071	31	3	1:42.922	32.396	32.880	37.646	259.0	1:02:23.163
21	2	1:45.349	33.156	32.877	39.316	264.7	43:31.420	32	3	1:43.177	32.473	33.204	37.500	259.6	1:04:06.340
22	2	1:41.564	31.997	32.310	37.257	260.2	45:12.984	33	3	1:42.558	32.346	32.906	37.306	262.1	1:05:48.898
23	2	1:46.642	32.122	32.738	41.782	260.9	46:59.626	34	3	1:44.038	32.375	33.817	37.846	259.0	1:07:32.936
24	2	1:41.552	32.027	32.276	37.249	260.9	48:41.178	35	3	1:42.663	32.234	33.071	37.358	260.9	1:09:15.599
25	2	1:47.005 B	32.127	32.319	42.559	260.2	50:28.183	36	3	1:42.421	32.225	32.703	37.493	259.0	1:10:58.020
26	1	20:28.658	...	33.321	37.867		1:10:56.841	37	3	1:46.113	32.843	33.805	39.465	260.2	1:12:44.133
27	1	1:43.709	32.639	33.303	37.767	257.1	1:12:40.550	38	3	1:42.962	32.385	33.021	37.556	261.5	1:14:27.095
28	1	1:44.383	32.814	33.593	37.976	258.4	1:14:24.933	39	3	1:42.609	32.334	32.676	37.599	262.1	1:16:09.704
29	1	1:44.024	32.609	33.361	38.054	258.4	1:16:08.957	40	3	1:42.686	32.513	32.769	37.404	260.2	1:17:52.390
30	1	1:45.253	34.380	33.046	37.827	196.0	1:17:54.210	41	3	1:42.641	32.304	32.909	37.428	259.6	1:19:35.031
31	1	1:42.888	32.360	32.728	37.800	260.2	1:19:37.098	42	3	1:42.653	32.359	32.763	37.531	259.6	1:21:17.684
								43	3	1:43.307	32.788	33.015	37.504	260.2	1:23:00.991
								44	3	1:42.679	32.511	32.714	37.454	260.2	1:24:43.670
								45	3	1:43.265	32.361	32.890	38.014	260.9	1:26:26.935



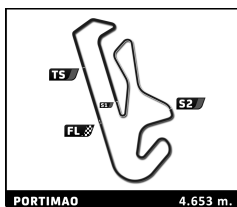


EUROPEAN LE MANS SERIES
4 Hours of Portimao
Free Practice 1

Sector Analysis

Lap under Red Flag							Invalidated Lap		Personal Best	Session Best	B Crossing the pit lane					
Lap	D	Time	Sector 1	Sector 2	Sector 3	T. Spd	Elapsed	Lap	D	Time	Sector 1	Sector 2	Sector 3	T. Spd	Elapsed	
34 Racing Team Turkey							Oreca 07 - Gibson									
1. Jack AITKEN							3. Salih YOLUC									
2. Charlie EASTWOOD							LMP2 P/A									
1	1	1:52.076	40.684	32.065	39.327		1:52.076	1	2	1:46.716	39.915	31.489	35.312		1:46.716	
2	1	1:32.592	28.949	29.940	33.703	284.2	3:24.668	2	2	1:34.973	30.088	30.395	34.490	281.2	3:21.689	
3	1	1:32.821	29.016	30.060	33.745	285.7	4:57.489	3	2	1:34.343	29.574	30.369	34.400	285.7	4:56.032	
4	1	1:37.909	29.299	32.929	35.681	286.5	6:35.398	4	2	1:35.887	30.482	30.648	34.757	285.0	6:31.919	
5	1	1:32.434	28.842	29.759	33.833	286.5	8:07.832	5	2	1:34.690	29.615	30.175	34.900	285.0	8:06.609	
6	1	1:42.452	B	31.420	30.239	40.793	261.5	9:50.284	6	2	1:35.366	29.516	30.435	35.415	283.5	9:41.975
7	1	3:47.096	2:42.825	30.209	34.062		13:37.380	7	2	1:43.093	B	29.959	31.329	41.805	282.0	11:25.068
8	1	1:33.710	29.178	30.078	34.454	285.0	15:11.090	8	2	7:38.024	6:32.491	30.669	34.864		19:03.092	
9	1	1:33.916	29.512	30.257	34.147	289.5	16:45.006	9	2	1:34.209	29.599	30.177	34.433	283.5	20:37.301	
10	1	1:34.241	29.524	30.508	34.209	288.8	18:19.247	10	2	1:36.130	29.389	30.364	36.377	285.0	22:13.431	
11	1	1:33.872	29.411	30.407	34.054	287.2	19:53.119	11	2	1:44.210	B	30.050	31.641	42.519	286.5	23:57.641
12	1	1:34.280	29.251	30.395	34.634	288.0	21:27.399	12	1	5:52.885	4:44.614	32.158	36.113		29:50.526	
13	1	1:34.614	29.929	30.454	34.231	288.0	23:02.013	13	1	1:37.211	30.441	31.270	35.500	279.8	31:27.737	
14	1	1:39.543	B	29.415	30.408	39.720	287.2	24:41.556	14	1	1:41.291	30.594	32.575	38.122	284.2	33:09.028
15	3	5:17.943	4:10.895	31.648	35.400		29:59.499	15	1	1:40.142	30.747	32.590	36.805	276.9	34:49.170	
16	3	1:35.708	30.011	30.685	35.012	284.2	31:35.207	16	1	1:38.441	31.880	31.131	35.430	282.7	36:27.611	
17	3	1:35.472	30.105	30.545	34.822	287.2	33:10.679	17	1	1:36.615	29.988	30.999	35.628	283.5	38:04.226	
18	3	1:38.891	30.609	31.276	37.006	289.5	34:49.570	18	1	1:53.916	B	33.910	34.011	45.995	285.7	39:58.142
19	3	1:39.933	31.783	31.328	36.822	289.5	36:29.503	19	1	7:09.857	6:01.514	32.228	36.115		47:07.999	
20	3	1:35.348	29.813	30.649	34.886	287.2	38:04.851	20	1	1:37.139	30.482	31.099	35.558	280.5	48:45.138	
21	3	1:39.211	32.008	31.632	35.571	290.3	39:44.062	21	1	1:38.272	30.630	31.154	36.488	283.5	50:23.410	
22	3	1:36.213	29.643	30.450	36.120	285.0	41:20.275	22	1	1:38.725	31.600	31.652	35.473	278.4	52:02.135	
23	3	1:35.516	30.496	30.390	34.630	288.0	42:55.791	23	1	1:37.828	30.332	31.298	36.198	286.5	53:39.963	
24	3	1:35.444	29.617	30.754	35.073	285.7	44:31.235	24	1	1:45.630	B	30.344	32.692	42.594	283.5	55:25.593
25	3	1:34.595	29.565	30.378	34.652	288.0	46:05.830	25	3	3:42.948	2:36.215	31.675	35.058		59:08.541	
26	3	1:46.092	29.960	31.318	44.814	287.2	47:51.922	26	3	1:37.467	31.581	31.161	34.725	286.5	1:00:46.008	
27	2	3:52.523	2:46.452	31.042	35.029		51:44.445	27	3	1:38.417	30.210	31.023	37.184	284.2	1:02:24.425	
28	2	1:35.264	29.867	30.596	34.801	286.5	53:19.709	28	3	1:36.662	30.902	31.108	34.652	279.1	1:04:01.087	
29	2	1:35.032	29.596	31.004	34.432	283.5	54:54.741	29	3	1:35.616	30.269	30.876	34.471	286.5	1:05:36.703	
30	2	1:35.449	30.316	30.306	34.827	287.2	56:30.190	30	3	1:38.797	29.884	31.052	37.861	286.5	1:07:15.500	
31	2	1:36.806	29.785	32.091	34.930	288.0	58:06.996	31	3	1:35.487	30.380	30.623	34.484	277.6	1:08:50.987	
32	2	1:35.574	29.882	30.517	35.175	286.5	59:42.570	32	3	1:35.115	29.916	30.766	34.433	286.5	1:10:26.102	
33	2	1:36.236	29.785	31.236	35.215	288.8	1:01:18.806	33	3	1:36.889	29.957	31.191	35.741	285.7	1:12:02.991	
34	2	1:34.086	29.563	30.211	34.312	284.2	1:02:52.892	34	3	1:37.252	30.570	31.787	34.895	285.0	1:13:40.243	
35	2	1:33.915	29.422	30.185	34.308	287.2	1:04:26.807	35	3	1:35.002	29.855	30.652	34.495	284.2	1:15:15.245	
36	2	1:34.299	29.901	30.154	34.244	279.8	1:06:01.106	36	3	1:34.646	29.696	30.481	34.469	285.7	1:16:49.891	
37	2	1:34.846	30.074	30.236	34.536	281.2	1:07:35.952	37	3	1:35.550	29.728	30.478	35.344	286.5	1:18:25.441	
38	2	1:35.532	29.625	30.734	35.173	288.8	1:09:11.484	38	3	1:39.059	31.251	31.448	36.360	283.5	1:20:04.500	
39	2	1:34.729	29.557	30.265	34.907	282.7	1:10:46.213	39	3	1:34.613	29.737	30.397	34.479	285.0	1:21:39.113	
40	2	1:52.448	B	32.299	33.853	46.296	285.0	1:12:38.661	40	3	1:34.436	29.586	30.413	34.437	286.5	1:23:13.549
41	2	11:44.890	...	35.190	40.149		1:24:23.551	41	3	1:34.545	29.615	30.382	34.548	285.7	1:24:48.094	
42	2	1:41.956	32.665	32.711	36.580	243.2	1:26:05.507	42	3	1:37.522	29.790	31.418	36.314	284.2	1:26:25.616	
43	2	1:38.323	31.431	31.342	35.550	274.1	1:27:43.830	43	3	1:36.639	30.169	31.409	35.061	287.2	1:28:02.255	
44	2	1:53.988	B	30.789	35.162	48.037	281.2	1:29:37.818	44	3	1:37.052	29.726	30.720	36.606	282.7	1:29:39.307
35 BHK Motorsport							Oreca 07 - Gibson									
1. Francesco DRACONE							3. Markus POMMER									
2. Sergio CAMPANA							LMP2									
1	1	11:07.615	...	31.036	35.360		11:07.615	1	1	1:36.327	29.441	30.960	35.926	279.8	12:43.942	
2	1	1:36.441	29.265	30.401	36.775	282.0	14:20.383	2	1	1:36.441	29.265	30.401	36.775	282.0	14:20.383	
3	1	1:33.152	29.223	29.948	33.981	281.2	15:53.535	3	1	1:35.728	29.782	30.298	35.648	281.2	17:29.263	





EUROPEAN LE MANS SERIES

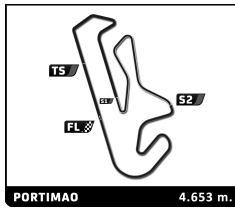
4 Hours of Portimao

Free Practice 1

Sector Analysis

											Lap under Red Flag		Invalidated Lap		Personal Best		Session Best		B Crossing the pit lane																									
Lap	D	Time	Sector 1	Sector 2	Sector 3	T. Spd	Elapsed	Lap	D	Time	Sector 1	Sector 2	Sector 3	T. Spd	Elapsed																													
6	1	1:40.653	B	29.300	30.195	41.158	280.5	19:09.916	17	2	2:09.712	1:01.617	32.610	35.485	288.0	30:00.598																												
7	3	12:00.122		...	36.509	42.700		31:10.038	18	2	1:36.098	30.105	30.959	35.034	285.0	31:36.696																												
8	3	1:34.670		29.621	30.201	34.848	280.5	32:44.708	19	2	1:44.867	B	30.391	30.704	43.772	286.5	33:21.563																											
9	3	1:34.148		29.635	30.215	34.298	280.5	34:18.856	<div style="border: 1px solid black; padding: 5px;"> <p>47 Algarve Pro Racing</p> <p>1. John FALB</p> <p>2. Alexander PERONI</p> <p>3. James ALLEN</p> <p>Oreca 07 - Gibson LMP2 P/A</p> </div>							1	3	3:14.368	1:54.993	42.039	37.336		3:14.368																					
10	3	1:35.987		29.753	31.366	34.868	283.5	35:54.843								2	3	1:34.996	29.855	30.309	34.832	283.5	4:49.364																					
11	3	1:34.066		29.514	30.254	34.298	282.7	37:28.909								3	3	1:36.097	29.389			284.2	6:25.461																					
12	3	1:33.880		29.426	30.110	34.344	282.7	39:02.789								4	3	1:34.650	29.423	30.512	34.715	283.5	8:00.111																					
13	3	1:36.045		29.474	30.582	35.989	283.5	40:38.834								5	3	1:34.721	29.609	30.464	34.648	283.5	9:34.832																					
14	3	1:34.661		29.539	30.414	34.708	282.7	42:13.495								6	3	1:41.078	B	29.351	30.761	40.966	284.2	11:15.910																				
15	3	1:35.347	30.064	30.064	30.746	34.537	286.5	43:48.842								7	1	12:40.314		...	33.513	45.206		23:56.224																				
16	3	1:33.956		29.470	30.231	34.255	283.5	45:22.798								8	1	1:38.897	30.758	31.696	36.443	277.6	25:35.121																					
17	3	1:34.436		29.498	30.469	34.469	285.0	46:57.234								9	1	1:38.436	30.682	31.698	36.056	279.8	27:13.557																					
18	3	1:42.218	B	29.326	30.258	42.634	285.0	48:39.452								10	1	1:39.981	30.521	32.822	36.638	279.1	28:53.538																					
19	2	5:54.850	4:47.924	31.806	35.120			54:34.302	11	1	1:38.038	30.154	31.776	36.108	280.5	30:31.576																												
20	2	1:35.881		29.643	31.424	34.814	285.0	56:10.183	12	1	1:36.472	30.299	31.101	35.072	279.1	32:08.048																												
21	2	1:34.685		29.723	30.557	34.405	286.5	57:44.868	13	1	1:36.431	30.043	31.231	35.157	279.8	33:44.479																												
22	2	1:34.160		29.545	30.173	34.442	286.5	59:19.028	14	1	1:38.761	29.965	32.683	36.113	281.2	35:23.240																												
23	2	1:34.869		29.571	30.400	34.898	286.5	1:00:53.897	15	1	1:37.280	30.156	31.374	35.750	280.5	37:00.520																												
24	2	1:34.447		29.523	30.245	34.679	285.7	1:02:28.344	16	1	1:35.937	29.966	30.882	35.089	282.0	38:36.457																												
25	2	1:34.790		29.579	30.497	34.714	286.5	1:04:03.134	17	1	1:35.606	29.886	30.817	34.903	280.5	40:12.063																												
26	2	1:34.965		29.617	30.903	34.445	288.0	1:05:38.099	18	1	1:36.096	30.321	30.760	35.015	280.5	41:48.159																												
27	2	1:35.109		29.616	30.472	35.021	288.8	1:07:13.208	19	1	1:39.098	31.809	31.937	35.352	285.7	43:27.257																												
28	2	1:33.951	29.460	30.164	34.327	287.2	1:08:47.159	20	1	1:41.376	B	30.262	30.874	40.240	282.0	45:08.633																												
29	2	1:34.799		30.215	30.169	34.415	286.5	1:10:21.958	21	2	14:16.620		...	31.528	34.741		59:25.253																											
30	2	1:42.451	B	30.120	31.412	40.919	288.8	1:12:04.409	22	2	1:35.113	29.856	30.722	34.535	283.5	1:01:00.366																												
31	1	6:12.359	5:01.591	30.783	39.985			1:18:16.768	23	2	1:37.489	29.890	30.525	37.074	284.2	1:02:37.855																												
32	1	1:34.715	29.663	30.468	34.584	283.5	1:19:51.483	24	2	1:43.652	B	32.744	30.984	39.924	200.0	1:04:21.507																												
33	1	1:35.358		29.691	31.077	34.590	285.7	1:21:26.841	25	2	3:05.049	1:59.878	30.651	34.520		1:07:26.556																												
34	1	1:34.749		29.674	30.274	34.801	285.7	1:23:01.590	26	2	1:35.178	29.671	30.421	35.086	283.5	1:09:01.734																												
35	1	1:34.881		29.574	30.497	34.810	288.8	1:24:36.471	27	2	1:37.279	29.773	30.940	36.566	278.4	1:10:39.013																												
36	1	1:34.515		29.552	30.191	34.772	285.0	1:26:10.986	28	2	1:39.504	34.063	30.612	34.829	199.6	1:12:18.517																												
37	1	1:34.990	29.695	30.693	34.602	285.0	1:27:45.976	29	2	1:34.256	29.426	30.307	34.523	284.2	1:13:52.773																													
38	1	1:35.569		29.609	30.633	35.327	287.2	1:29:21.545	30	2	1:37.688	29.932	32.269	35.487	287.2	1:15:30.461																												
39	1	1:42.247	B	30.385	30.657	41.205	286.5	1:31:03.792	31	2	1:36.194	29.830	31.442	34.922	282.0	1:17:06.655																												
<div style="border: 1px solid black; padding: 5px;"> <p>43 Inter Europol Competition</p> <p>1. David HEINEMEIER-HANS3. Pietro FITTIPALDI</p> <p>2. Fabio SCHERER</p> <p>Oreca 07 - Gibson LMP2</p> </div>																32	2	1:34.291	29.419	30.309	34.563	285.0	1:18:40.946																					
																33	2	1:40.328	B	29.636	30.514	40.178	286.5	1:20:21.274																				
																34	3	3:21.850	2:16.867	30.626	34.357		1:23:43.124																					
																35	3	1:35.571	29.706	31.014	34.851	282.7	1:25:18.695																					
																36	3	1:33.918	29.451	30.070	34.397	283.5	1:26:52.613																					
																37	3	1:34.710	29.802	30.545	34.363	285.0	1:28:27.323																					
																38	3	1:34.361	29.437	30.407	34.517	285.7	1:30:01.684																					
																<div style="border: 1px solid black; padding: 5px;"> <p>51 Team Virage</p> <p>1. Rob HODES</p> <p>2. Ian RODRIGUEZ</p> <p>3. Gabriel AUBRY</p> <p>Oreca 07 - Gibson LMP2 P/A</p> </div>																1	3	1:52.031	40.332	34.188	37.511		1:52.031					
																																2	3	1:34.107	29.771	30.136	34.200	282.7	3:26.138					
																																3	3	1:33.527	29.179	30.280	34.068	283.5	4:59.665					
4	3	1:45.585	B	29.939	31.388	44.258	284.2	6:45.250																																				
5	2	4:03.150	2:57.059	31.197	34.894		10:48.400																																					
6	2	1:36.802	30.399	31.741	34.662	283.5	12:25.202																																					





EUROPEAN LE MANS SERIES

4 Hours of Portimao

Free Practice 1

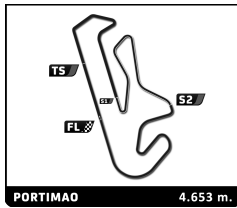
Sector Analysis

Lap under Red Flag														Invalidated Lap	Personal Best	Session Best	B Crossing the pit lane
Lap	D	Time	Sector 1	Sector 2	Sector 3	T. Spd	Elapsed	Lap	D	Time	Sector 1	Sector 2	Sector 3	T. Spd	Elapsed		
7	2	1:34.689	29.649	30.570	34.470	284.2	13:59.891	9	3	1:42.471	32.615	32.601	37.255	254.1	17:36.089		
8	2	1:34.032	29.442	30.324	34.266	284.2	15:33.923	10	3	1:42.487	32.421	32.723	37.343	259.6	19:18.576		
9	2	1:34.564	29.491	30.213	34.860	284.2	17:08.487	11	3	1:42.357	32.377	32.591	37.389	259.6	21:00.933		
10	2	1:36.673	31.154	31.074	34.445	286.5	18:45.160	12	3	1:41.907	32.076	32.565	37.266	260.2	22:42.840		
11	2	1:40.509	B 29.509	30.838	40.162	284.2	20:25.669	13	3	1:47.503	B 32.318	32.710	42.475	260.2	24:30.343		
12	2	3:38.651	2:33.705	30.431	34.515		24:04.320	14	1	2:59.074	1:45.117	35.029	38.928		27:29.417		
13	2	1:35.347	29.804	30.802	34.741	283.5	25:39.667	15	1	1:45.682	33.466	33.576	38.640	257.1	29:15.099		
14	2	1:35.767	30.781	30.597	34.389	286.5	27:15.434	16	1	1:44.439	32.543	33.416	38.480	259.0	30:59.538		
15	2	1:35.678	29.641	31.216	34.821	285.0	28:51.112	17	1	1:45.948	33.092	34.284	38.572	260.9	32:45.486		
16	2	1:35.450	30.405	30.586	34.459	284.2	30:26.562	18	1	1:44.701	32.629	33.396	38.676	260.2	34:30.187		
17	2	1:40.633	B 30.447	30.488	39.698	284.2	32:07.195	19	1	1:44.911	33.191	33.657	38.063	260.2	36:15.098		
18	1	3:04.550	1:56.707	31.947	35.896		35:11.745	20	1	1:45.131	33.459	33.424	38.248	259.0	38:00.229		
19	1	1:38.540	31.664	31.433	35.443	280.5	36:50.285	21	1	1:44.314	32.777	33.327	38.210	258.4	39:44.543		
20	1	1:39.912	31.496	31.692	36.724	283.5	38:30.197	22	1	1:45.628	33.304	33.779	38.545	259.0	41:30.171		
21	1	1:37.904	30.903	31.561	35.440	282.7	40:08.101	23	1	1:44.728	32.892	33.361	38.475	247.7	43:14.899		
22	1	1:37.904	30.867	31.420	35.617	282.0	41:46.005	24	1	1:46.315	34.079	33.828	38.408	257.8	45:01.214		
23	1	1:39.368	31.782	31.754	35.832	282.7	43:25.373	25	1	1:45.405	33.108	33.885	38.412	259.6	46:46.619		
24	1	1:37.734	30.759	31.115	35.860	281.2	45:03.107	26	1	1:54.186	B 33.413	33.773	47.000	259.6	48:40.805		
25	1	1:39.189	31.077	32.192	35.920	283.5	46:42.296	27	2	2:46.569	B 1:29.638	33.564	43.367		51:27.374		
26	1	1:38.027	30.697	31.325	36.005	281.2	48:20.323	28	2	2:10.716	B 54.707	32.901	43.108		53:38.090		
27	1	1:39.659	31.550	31.851	36.258	284.2	49:59.982	29	2	2:47.904	1:36.310	33.133	38.461		56:25.994		
28	1	1:39.372	32.168	31.378	35.826	280.5	51:39.354	30	2	1:42.416	32.051	32.813	37.552	264.1	58:08.410		
29	1	1:46.589	B 30.922	32.955	42.712	282.7	53:25.943	31	2	1:47.698	32.649	34.696	40.353	262.1	59:56.108		
30	3	4:11.040	3:05.036	30.955	35.049		57:36.983	32	2	1:43.121	32.262	33.048	37.811	261.5	1:01:39.229		
31	3	1:35.593	29.869	30.796	34.928	282.7	59:12.576	33	2	1:42.443	32.233	32.754	37.456	262.1	1:03:21.672		
32	3	1:34.863	29.772	30.570	34.521	279.8	1:00:47.439	34	2	1:42.135	32.078	32.681	37.376	262.1	1:05:03.807		
33	3	1:35.683	29.667	30.687	35.329	284.2	1:02:23.122	35	2	1:45.194	32.461	33.035	39.698	262.8	1:06:49.001		
34	3	1:40.945	B 29.489	30.457	40.999	282.7	1:04:04.067	36	2	1:42.513	32.252	32.774	37.487	261.5	1:08:31.514		
35	3	3:26.634	2:20.743	30.894	34.997		1:07:30.701	37	2	1:49.459	B 32.199	33.510	43.750	262.8	1:10:20.973		
36	3	1:35.021	29.609	30.759	34.653	283.5	1:09:05.722	38	1	6:19.697	5:07.575	33.967	38.155		1:16:40.670		
37	3	1:35.485	29.827	30.972	34.686	284.2	1:10:41.207	39	1	1:44.154	32.721	33.481	37.952	256.5	1:18:24.824		
38	3	1:36.021	30.272	31.078	34.671	285.0	1:12:17.228	40	1	1:44.549	33.417	33.200	37.932	259.6	1:20:09.373		
39	3	1:34.321	29.496	30.326	34.499	284.2	1:13:51.549	41	1	1:45.333	32.649	33.500	39.184	259.6	1:21:54.706		
40	3	1:43.331	B 31.017	31.144	41.170	285.7	1:15:34.880	42	1	1:44.354	32.628	33.215	38.511	257.1	1:23:39.060		
41	1	3:01.006	1:53.927	31.544	35.535		1:18:35.886	43	1	1:45.091	32.905	33.453	38.733	259.0	1:25:24.151		
42	1	1:38.159	30.588	31.317	36.254	281.2	1:20:14.045	44	1	1:44.676	33.075	33.572	38.029	255.9	1:27:08.827		
43	1	1:39.329	31.069	31.722	36.538	280.5	1:21:53.374	45	1	1:44.746	32.797	33.380	38.569	258.4	1:28:53.573		
44	1	1:39.718	30.942	32.132	36.644	279.8	1:23:33.092	46	1	1:44.586	32.864	33.464	38.258	260.2	1:30:38.159		
45	1	1:39.764	30.716	32.814	36.234	279.8	1:25:12.856										
46	1	1:37.842	30.687	31.351	35.804	281.2	1:26:50.698										
47	1	1:40.493	31.703	32.065	36.725	280.5	1:28:31.191										
48	1	1:38.104	30.896	31.179	36.029	276.9	1:30:09.295										

57 Kessel Racing		Ferrari 488 GTE Evo					
1.Takeshi KIMURA	3.Mikkel JENSEN	LMGTE					
2.Frederik SCHANDORFF							
1	3	3:53.154	2:39.640	34.824	38.690		3:53.154
2	3	1:43.927	33.260	33.086	37.581	255.3	5:37.081
3	3	1:44.916	32.749	32.907	39.260	260.2	7:21.997
4	3	1:42.366	32.524	32.634	37.208	260.9	9:04.363
5	3	1:41.720	32.082	32.483	37.155	262.1	10:46.083
6	3	1:42.667	32.138	33.209	37.320	260.9	12:28.750
7	3	1:42.556	32.665	32.574	37.317	260.9	14:11.306
8	3	1:42.312	32.375	32.495	37.442	259.6	15:53.618

60 Iron Lynx		Ferrari 488 GTE Evo					
1.Matteo CRESSONI	3.Claudio SCHIAVONI	LMGTE					
2.Daive RIGON							
1	1	2:16.851	1:05.834	33.210	37.807		2:16.851
2	1	1:42.367	32.439	32.463	37.465	259.0	3:59.218
3	1	1:41.829	32.047	32.417	37.365	261.5	5:41.047
4	1	1:43.443	32.622	33.038	37.783	261.5	7:24.490
5	1	1:48.034	B 32.124	32.399	43.511	262.1	9:12.524
6	1	3:28.183	2:15.117	34.689	38.377		12:40.707
7	1	1:42.181	32.256	32.450	37.475	259.0	14:22.888
8	1	1:42.211	32.360	32.420	37.431	259.6	16:05.099
9	1	1:42.010	32.083	32.411	37.516	261.5	17:47.109
10	1	1:42.832	32.189	32.779	37.864	262.1	19:29.941
11	1	1:50.336	B 32.610	32.938	44.788	260.9	21:20.277
12	1	4:24.591	3:13.776	32.984	37.831		25:44.868





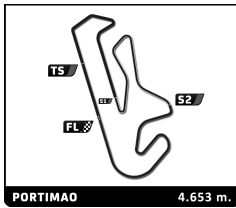
EUROPEAN LE MANS SERIES
4 Hours of Portimao
Free Practice 1

Sector Analysis

Lap under Red Flag Invalidated Lap Personal Best Session Best B Crossing the pit lane

Lap	D	Time	Sector 1	Sector 2	Sector 3	T. Spd	Elapsed	Lap	D	Time	Sector 1	Sector 2	Sector 3	T. Spd	Elapsed
13	1	1:42.175	32.224	32.567	37.384	260.9	27:27.043	18	3	1:35.799	30.018	30.899	34.882	283.5	33:53.671
14	1	1:44.506	32.287	33.693	38.526	262.1	29:11.549	19	3	1:36.804	30.277	31.025	35.502	282.7	35:30.475
15	1	1:42.131	32.285	32.484	37.362	260.2	30:53.680	20	3	1:36.344	29.645	31.515	35.184	283.5	37:06.819
16	1	1:48.088 B	32.415	32.884	42.789	260.9	32:41.768	21	3	1:35.932	30.525	30.651	34.756	285.0	38:42.751
17	3	4:07.160	2:54.474	33.815	38.871		36:48.928	22	3	1:35.222	29.657	30.986	34.579	285.0	40:17.973
18	3	1:48.121	32.360	34.066	38.695	257.1	38:37.049	23	3	1:34.759	29.660	30.504	34.595	284.2	41:52.732
19	3	1:45.793	33.290	34.044	38.459	257.8	40:22.842	24	3	1:35.356	29.663	30.611	35.082	285.7	43:28.088
20	3	1:44.698	33.062	33.292	38.344	258.4	42:07.540	25	3	1:36.174	30.165	30.967	35.042	287.2	45:04.262
21	3	1:51.392	35.488	35.734	40.170	259.0	43:58.932	26	3	1:35.479	29.886	30.784	34.809	285.7	46:39.741
22	3	1:44.892	33.133	33.558	38.201	259.6	45:43.824	27	3	1:35.198	29.782	30.575	34.841	285.0	48:14.939
23	3	1:44.707	32.981	33.104	38.622	260.2	47:28.531	28	3	1:34.464	29.516	30.592	34.356	285.0	49:49.403
24	3	1:44.429	32.956	33.282	38.191	260.2	49:12.960	29	3	1:34.620	29.794	30.470	34.356	287.2	51:24.023
25	3	1:44.314	32.851	33.379	38.084	259.6	50:57.274	30	3	1:41.522 B	30.811	30.884	39.827	286.5	53:05.545
26	3	1:52.592 B	32.769	33.289	46.534	259.6	52:49.866	31	1	3:42.141	2:36.546	30.805	34.790		56:47.686
27	3	2:53.776	2:42.105	33.457	38.214		56:43.642	32	1	1:36.279	29.924	31.805	34.550	284.2	58:23.965
28	3	1:46.982	32.868	33.897	40.217	260.2	58:30.624	33	1	1:35.557	29.792	31.332	34.433	285.7	59:59.522
29	3	1:44.654	33.022	33.258	38.374	259.6	1:00:15.278	34	1	1:35.651	30.497	30.684	34.470	285.7	1:01:35.173
30	3	1:46.964	34.430	34.133	38.401	259.6	1:02:02.242	35	1	1:35.226	29.560	31.070	34.596	285.7	1:03:10.399
31	3	1:44.492	32.850	33.215	38.427	262.1	1:03:46.734	36	1	1:37.053	31.363	31.113	34.577	286.5	1:04:47.452
32	3	1:44.551	33.006	33.147	38.398	260.9	1:05:31.285	37	1	1:35.897	29.606	31.032	35.259	286.5	1:06:23.349
33	3	1:46.356	33.567	34.109	38.680	262.1	1:07:17.641	38	1	1:35.304	30.372	30.649	34.283	285.0	1:07:58.653
34	3	1:44.441	32.753	33.207	38.481	262.1	1:09:02.082	39	1	1:35.167	29.777	30.550	34.840	285.7	1:09:33.820
35	3	1:56.588 B	35.731	33.856	47.001	257.1	1:10:58.670	40	1	1:35.485	29.859	30.462	35.164	281.2	1:11:09.305
36	2	3:19.134	2:05.585	33.119	40.430		1:14:17.804	41	1	1:35.002	29.893	30.638	34.471	285.0	1:12:44.307
37	2	1:42.365	32.221	32.646	37.498	261.5	1:16:00.169	42	1	1:37.380	29.840	32.026	35.514	285.7	1:14:21.687
38	2	1:46.430	33.413	33.237	39.780	262.1	1:17:46.599	43	1	1:34.781	29.763	30.650	34.368	282.7	1:15:56.468
39	2	1:42.536	32.311	32.901	37.324	260.9	1:19:29.135	44	1	1:34.108	29.520	30.293	34.295	284.2	1:17:30.576
40	2	1:42.107	32.156	32.705	37.246	262.1	1:21:11.242	45	1	1:41.402 B	29.846	31.135	40.421	285.0	1:19:11.978
41	2	1:49.008 B	32.516	32.846	43.646	261.5	1:23:00.250	46	2	2:48.938	1:37.633	31.344	39.961		1:22:00.916
42	2	3:24.863	2:14.685	32.707	37.471		1:26:25.113	47	2	1:34.886	29.588	30.363	34.935	283.5	1:23:35.802
43	2	1:42.652	32.469	32.773	37.410	262.8	1:28:07.765	48	2	1:36.317	30.562	30.536	35.219	285.0	1:25:12.119
44	2	1:42.791	32.265	33.027	37.499	263.4	1:29:50.556	49	2	1:33.961	29.509	30.159	34.293	282.7	1:26:46.080
45	2	1:42.406	32.115	32.824	37.467	262.8	1:31:32.962	50	2	1:34.338	29.406	30.057	34.875	282.7	1:28:20.418
65 Panis Racing 1.Nicolas JAMIN 2.Job VAN UITERT 3.Julien CANAL Oreca 07 - Gibson LMP2								66 JMW Motorsport 1.Giacomo PETROBELLI 2.Matthew PAYNE 3.Sean HUDSPETH Ferrari 488 GTE Evo LMGTE							
1	2	3:41.300	2:32.876	31.642	36.782		3:41.300	1	2	2:15.420 B	44.329	36.310	54.781		2:15.420
2	2	1:33.089	29.508	29.682	33.899	282.7	5:14.389	2	2	2:10.073	55.702	35.584	38.787		4:25.493
3	2	1:35.598	29.155	30.093	36.350	286.5	6:49.987	3	2	1:48.137	33.643	33.966	40.528	251.7	6:13.630
4	2	1:33.424	29.317	30.143	33.964	284.2	8:23.411	4	2	1:44.037	32.980	33.202	37.855	252.9	7:57.667
5	2	1:32.835	29.186	29.681	33.968	285.0	9:56.246	5	2	1:44.613	32.588	33.257	38.768	257.1	9:42.280
6	2	1:39.205 B	29.097	29.884	40.224	285.7	11:35.451	6	2	1:43.534	32.525	33.082	37.927	257.8	11:25.814
7	3	4:41.617	3:34.570	31.687	35.360		16:17.068	7	2	1:42.554	32.338	32.597	37.619	258.4	13:08.368
8	3	1:37.743	30.747	31.616	35.380	282.7	17:54.811	8	2	1:42.380	32.225	32.577	37.578	259.0	14:50.748
9	3	1:36.220	30.032	31.051	35.137	282.7	19:31.031	9	2	1:42.270	32.292	32.570	37.408	257.1	16:33.018
10	3	1:37.833	30.916	32.022	34.895	285.0	21:08.864	10	2	2:01.396 B	36.014	36.759	48.623	223.1	18:34.414
11	3	1:35.134	29.856	30.734	34.544	281.2	22:43.998	11	1	5:48.002	4:34.417	35.141	38.444		24:22.416
12	3	1:36.955	30.421	30.916	35.618	283.5	24:20.953	12	1	1:44.565	33.142	33.108	38.315	257.1	26:06.981
13	3	1:34.797	29.725	30.502	34.570	279.8	25:55.750	13	1	1:43.998	32.760	33.285	37.953	255.9	27:50.979
14	3	1:34.476	29.597	30.466	34.413	282.7	27:30.226	14	1	1:44.785	33.291	33.386	38.108	257.8	29:35.764
15	3	1:35.932	29.991	31.155	34.786	286.5	29:06.158	15	1	1:43.790	32.719	33.126	37.945	257.1	31:19.554
16	3	1:35.298	29.678	30.682	34.938	282.7	30:41.456								
17	3	1:36.416	30.126	31.266	35.024	285.0	32:17.872								





EUROPEAN LE MANS SERIES
4 Hours of Portimao
Free Practice 1


Sector Analysis

Lap under Red Flag											Invalidated Lap	Personal Best	Session Best	B Crossing the pit lane		
Lap	D	Time	Sector 1	Sector 2	Sector 3	T. Spd	Elapsed	Lap	D	Time	Sector 1	Sector 2	Sector 3	T. Spd	Elapsed	
16	1	1:43.616	32.690	33.049	37.877	257.1	33:03.170	21	1	1:45.506	32.236	33.445	39.825	262.8	40:43.084	
17	1	1:44.955	32.930	33.889	38.136	258.4	34:48.125	22	1	1:42.859	32.135	32.806	37.918	264.1	42:25.943	
18	1	1:44.619	32.244	33.435	37.940	257.8	36:32.744	23	1	1:51.003	B	32.465	33.865	44.673	262.8	44:16.946
19	1	1:44.390	33.021	33.045	38.324	257.1	38:17.134	24	2	2:16.002	2:03.773	33.654	39.575		47:32.948	
20	1	1:44.049	32.780	33.241	38.028	257.1	40:01.183	25	2	1:43.240	32.389	32.536	38.315	259.6	49:16.188	
21	1	1:44.719	33.125	33.067	38.527	257.8	41:45.902	26	2	1:42.685	32.283	32.579	37.823	259.6	50:58.873	
22	1	1:46.227	33.722	33.626	38.879	259.6	43:32.129	27	2	1:43.069	32.239	32.802	38.028	261.5	52:41.942	
23	1	1:48.372	B	32.762	32.928	42.682	260.2	45:20.501	28	2	1:42.639	32.244	32.632	37.763	259.6	54:24.581
24	3	2:58.818	1:46.282	34.480	38.056		48:19.319	29	2	1:43.282	32.278	32.566	38.438	260.2	56:07.863	
25	3	1:45.646	33.697	33.803	38.146	258.4	50:04.965	30	2	1:44.366	32.312	32.817	39.237	260.9	57:52.229	
26	3	1:44.783	32.941	33.805	38.037	259.6	51:49.748	31	2	1:44.780	32.408	32.530	37.842	260.2	59:55.009	
27	3	1:44.781	33.167	33.565	38.049	257.8	53:34.529	32	2	1:44.269	32.305	32.719	39.245	262.1	1:01:19.278	
28	3	1:44.356	32.993	33.331	38.032	262.1	55:18.885	33	2	1:53.017	B	33.297	34.273	45.447	260.9	1:03:12.295
29	3	1:43.984	32.604	33.325	38.055	259.0	57:02.869	34	2	7:26.689	B	6:07.083	35.671	43.935		1:10:38.984
30	3	1:44.082	32.813	33.328	37.941	259.6	58:46.951	35	1	3:08.255	1:53.439	33.918	40.898		1:13:47.239	
31	3	1:43.909	32.540	33.135	38.234	259.0	1:00:30.860	36	1	1:43.733	32.488	32.772	38.473	264.1	1:15:30.972	
32	3	1:43.889	32.658	33.239	37.992	259.0	1:02:14.749	37	1	1:44.278	32.685	33.668	37.925	264.1	1:17:15.250	
33	3	1:43.831	32.622	33.265	37.944	259.6	1:03:58.580	38	1	1:43.064	32.405	32.887	37.772	263.4	1:18:58.314	
34	3	1:44.260	32.770	33.297	38.193	259.0	1:05:42.840	39	1	1:42.425	32.228	32.556	37.641	262.8	1:20:40.739	
35	3	1:44.093	32.903	33.394	37.796	259.0	1:07:26.933	40	1	1:48.276	32.433	32.933	42.910	262.8	1:22:29.015	
36	3	1:50.581	32.793	33.883	43.905	260.2	1:09:17.514	41	1	1:43.838	32.323	33.508	38.007	262.8	1:24:12.853	
37	2	2:48.992	1:37.844	33.494	37.654		1:12:06.506	42	1	1:43.070	32.395	32.927	37.748	262.1	1:25:55.923	
38	2	1:43.226	32.424	32.880	37.922	257.8	1:13:49.732	43	1	1:43.446	32.690	33.227	37.529	261.5	1:27:39.369	
39	2	1:44.519	32.149	33.688	37.682	260.9	1:15:34.251	44	1	1:45.026	33.407	33.300	38.319	261.5	1:29:24.395	
40	2	1:42.819	32.329	32.897	37.593	259.6	1:17:17.070	45	1	1:43.243	32.478	32.933	37.832	261.5	1:31:07.638	
41	2	1:42.666	32.380	32.779	37.507	260.2	1:18:59.736									
42	2	1:42.841	32.402	32.960	37.479	260.9	1:20:42.577									
43	2	1:42.785	32.407	32.806	37.572	260.2	1:22:25.362									
44	2	1:42.748	32.332	32.897	37.519	257.8	1:24:08.110									
45	2	1:48.534	B	32.488	32.862	43.184	258.4	1:25:56.644								

69 Oman Racing with TF Sport		Aston Martin Vantage AMR					
1.Ahmad AL HARTHY		3.Marco SORENSEN					
2.Samuel DE HAAN		LMGTE					
1	3	2:11.740	56.874	35.371	39.495		2:11.740
2	3	1:45.430	32.705	32.801	39.924	255.9	3:57.170
3	3	1:41.410	31.955	32.299	37.156	259.0	5:38.580
4	3	1:42.083	32.172	32.551	37.360	261.5	7:20.663
5	3	1:41.832	32.161	32.452	37.219	260.2	9:02.495
6	3	1:42.137	32.389	32.473	37.275	259.6	10:44.632
7	3	1:47.929	31.934	32.390	43.605	260.9	12:32.561
8	2	3:29.966	2:17.405	34.052	38.509		16:02.527
9	2	1:43.482	32.396	33.082	38.004	259.6	17:46.009
10	2	1:42.954	32.270	32.926	37.758	260.2	19:28.963
11	2	1:43.724	32.233	33.248	38.243	260.9	21:12.687
12	2	1:46.461	32.311	33.300	40.850	260.2	22:59.148
13	2	1:47.963	32.257	33.375	42.331	258.4	24:47.111
14	2	1:42.987	32.383	32.705	37.899	259.0	26:30.098
15	2	1:49.233	33.058	33.251	42.924	260.2	28:19.331
16	1	3:14.641	2:02.257	34.151	38.233		31:33.972
17	1	1:54.914	35.487	36.103	43.324	259.6	33:28.886
18	1	1:42.624	32.363	32.835	37.426	261.5	35:11.510
19	1	2:00.387	33.944	39.509	46.934	262.8	37:11.897
20	1	1:45.681	32.413	32.914	40.354	262.1	38:57.578

77 Proton Competition		Porsche 911 RSR - 19					
1.Christian RIED		3.Gianmaria BRUNI					
2.Lorenzo FERRARI		LMGTE					
1	2	2:58.451	1:46.790	33.789	37.872		2:58.451
2	2	1:42.671	32.107	32.914	37.650	259.6	4:41.122
3	2	1:42.699	32.076	32.818	37.805	260.9	6:23.821
4	2	1:43.060	32.355	32.878	37.827	261.5	8:06.881
5	2	1:44.025	32.649	33.096	38.280	260.9	9:50.906
6	2	1:42.596	32.105	32.943	37.548	260.9	11:33.502
7	2	1:42.234	32.165	32.582	37.487	260.9	13:15.736
8	2	1:42.395	32.098	32.753	37.544	261.5	14:58.131
9	2	1:43.228	32.200	32.658	38.370	261.5	16:41.359
10	2	1:43.981	32.251	33.452	38.278	260.2	18:25.340
11	2	1:42.701	32.236	32.786	37.679	261.5	20:08.041
12	2	1:43.292	32.247	33.106	37.939	260.2	21:51.333
13	2	1:42.961	32.262	32.929	37.770	260.9	23:34.294
14	2	1:42.564	32.155	32.702	37.707	261.5	25:16.858
15	2	1:53.208	32.337	33.762	47.109	262.1	27:10.066
16	2	1:43.862	32.271	33.200	38.391	262.1	28:53.928
17	2	1:44.320	32.524	33.963	37.833	262.1	30:38.248
18	2	1:51.558	35.096	32.981	43.481	261.5	32:29.806
19	1	3:31.571	2:19.354	33.462	38.755		36:01.377
20	1	1:45.658	32.999	33.922	38.737	260.9	37:47.035
21	1	1:45.963	32.980	33.583	39.400	260.9	39:32.998
22	1	1:46.576	33.460	34.509	38.607	262.1	41:19.574
23	1	1:43.698	32.774	33.173	37.751	260.9	43:03.272
24	1	1:43.650	32.536	33.163	37.951	262.1	44:46.922
25	1	1:45.094	32.453	33.500	39.141	262.8	46:32.016





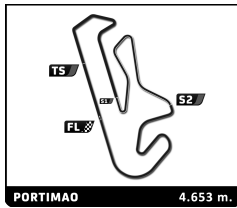
EUROPEAN LE MANS SERIES
4 Hours of Portimao
Free Practice 1

Sector Analysis

Lap under Red Flag Invalidated Lap Personal Best Session Best Crossing the pit lane

Lap	D	Time	Sector 1	Sector 2	Sector 3	T. Spd	Elapsed	Lap	D	Time	Sector 1	Sector 2	Sector 3	T. Spd	Elapsed
26	1	1:44.568	32.896	33.521	38.151	264.7	48:16.584	26	2	6:13.678	4:53.385	38.745	41.548		55:25.942
27	1	1:43.679	32.519	32.937	38.223	263.4	50:00.263	27	2	1:42.491	32.532	32.461	37.498	255.9	57:08.433
28	1	1:44.291	32.687	33.475	38.129	265.4	51:44.554	28	2	1:42.212	32.191	32.490	37.531	260.9	58:50.645
29	1	1:43.683	32.615	33.005	38.063	265.4	53:28.237	29	2	1:48.016 B	32.413	32.528	43.075	260.2	1:00:38.661
30	1	1:43.618	32.534	32.924	38.160	264.1	55:11.855	30	2	3:46.866	2:36.135	32.800	37.931		1:04:25.527
31	1	1:44.635	32.809	33.208	38.618	263.4	56:56.490	31	2	1:42.578	32.421	32.459	37.698	259.6	1:06:08.105
32	1	1:43.585	32.651	32.913	38.021	262.8	58:40.075	32	2	1:42.661	32.306	32.637	37.718	259.6	1:07:50.766
33	1	1:50.420 B	32.688	33.192	44.540	264.1	1:00:30.495	33	2	1:48.911 B	32.412	32.831	43.668	260.9	1:09:39.677
34	3	2:57.167	1:46.548	33.023	37.596		1:03:27.662	34	3	3:16.436	2:05.015	33.147	38.274		1:12:56.113
35	3	1:42.571	32.230	32.614	37.727	261.5	1:05:10.233	35	3	1:43.185	32.715	32.784	37.686	259.6	1:14:39.298
36	3	1:42.087	32.104	32.428	37.555	262.8	1:06:52.320	36	3	1:42.972	32.669	32.623	37.680	260.9	1:16:22.270
37	3	1:42.031	32.093	32.601	37.337	262.1	1:08:34.351	37	3	1:43.262	32.329	33.250	37.683	260.9	1:18:05.532
38	3	1:42.207	32.127	32.648	37.432	263.4	1:10:16.558	38	3	1:42.437	32.340	32.594	37.503	260.2	1:19:47.969
39	3	1:42.384	32.162	32.552	37.670	262.1	1:11:58.942	39	3	1:42.566	32.318	32.629	37.619	260.2	1:21:30.535
40	3	1:42.637	32.338	32.424	37.875	261.5	1:13:41.579	40	3	1:48.734 B	32.342	32.596	43.796	260.2	1:23:19.269
41	3	1:42.132	32.165	32.510	37.457	262.1	1:15:23.711	41	1	3:03.192	1:52.079	32.784	38.329		1:26:22.461
42	3	1:45.503	33.166	32.854	39.483	261.5	1:17:09.214	42	1	1:44.305	33.031	33.227	38.047	257.8	1:28:06.766
43	3	1:43.393	32.255	33.363	37.775	262.1	1:18:52.607	43	1	1:46.285	32.652	33.436	40.197	257.8	1:29:53.051
44	3	1:42.265	32.076	32.513	37.676	263.4	1:20:34.872	44	1	1:43.432	32.636	32.726	38.070	260.9	1:31:36.483
45	3	1:42.372	32.207	32.603	37.562	262.1	1:22:17.244	88 AF Corse 1. François PERRODO 2. Alessio ROVERA 3. Nicklas NIELSEN Oreca 07 - Gibson LMP2 P/A							
46	3	1:43.328	32.077	33.241	38.010	262.1	1:24:00.572								
47	3	1:42.755	32.093	32.811	37.851	262.1	1:25:43.327	1	2	3:13.037	2:06.000	32.066	34.971		3:13.037
48	3	1:42.921	32.648	32.806	37.467	262.8	1:27:26.248	2	2	1:58.030	29.270	31.323	57.437	282.7	5:11.067
49	3	1:42.385	32.386	32.451	37.548	261.5	1:29:08.633	3	2	1:34.191	29.338	30.062	34.791	284.2	6:45.258
50	3	1:42.503	32.163	32.607	37.733	261.5	1:30:51.136	4	2	1:36.109	30.037	30.825	35.247	282.7	8:21.367
83 Iron Lynx 1. Sarah BOVY 2. Michelle GATTING Ferrari 488 GTE Evo LMGT E								5	2	1:33.231	29.065	30.008	34.158	285.7	9:54.598
								6	2	1:40.234 B	29.050	30.726	40.458	285.7	11:34.832
1	1	2:42.826	1:30.597	33.744	38.485		2:42.826	7	1	6:03.781	4:57.728	30.964	35.089		17:38.613
2	1	1:43.644	32.662	32.975	38.007	257.8	4:26.470	8	1	1:36.099	29.884	31.145	35.070	282.7	19:14.712
3	1	1:46.091	34.322	33.300	38.469	259.6	6:12.561	9	1	1:36.751	30.126	31.295	35.330	282.7	20:51.463
4	1	1:42.971	32.417	32.725	37.829	258.4	7:55.532	10	1	1:35.740	29.901	30.589	35.250	282.0	22:27.203
5	1	1:43.258	32.468	32.920	37.870	258.4	9:38.790	11	1	1:35.357	29.847	30.497	35.013	282.0	24:02.560
6	1	1:43.121	32.350	32.803	37.968	258.4	11:21.911	12	1	1:36.804	31.117	30.714	34.973	284.2	25:39.364
7	1	1:43.492	32.517	32.939	38.036	257.8	13:05.403	13	1	1:37.746	31.428	31.296	35.022	285.0	27:17.110
8	1	1:49.191 B	32.524	32.924	43.743	259.0	14:54.594	14	1	1:37.935	30.149	31.798	35.988	287.2	28:55.045
9	3	3:02.612	1:51.530	32.789	38.293		17:57.206	15	1	1:38.472	31.177	30.866	36.429	287.2	30:33.517
10	3	1:42.459	32.367	32.555	37.537	259.0	19:39.665	16	1	1:36.583	30.992	30.672	34.919	279.8	32:10.100
11	3	1:44.443	32.998	32.803	38.642	259.6	21:24.108	17	1	1:37.934	29.986	32.498	35.450	285.7	33:48.034
12	3	1:43.744	32.427	33.006	38.311	259.6	23:07.852	18	1	1:37.100	29.959	31.441	35.700	285.0	35:25.134
13	3	1:42.445	32.350	32.399	37.696	260.2	24:50.297	19	1	1:36.259	29.983	31.034	35.242	284.2	37:01.393
14	3	1:42.858	32.455	32.505	37.898	260.2	26:33.155	20	1	1:36.032	29.874	31.044	35.114	286.5	38:37.425
15	3	1:49.906 B	32.352	33.548	44.006	259.6	28:23.061	21	1	1:35.687	30.301	30.435	34.951	285.7	40:13.112
16	2	3:02.538	1:51.618	33.044	37.876		31:25.599	22	1	1:42.419	29.824	30.639	41.956	286.5	41:55.531
17	2	1:43.493	32.244	32.561	38.688	259.6	33:09.092	23	1	1:36.500	29.754	30.539	36.207	285.7	43:32.031
18	2	1:43.210	32.415	32.821	37.974	258.4	34:52.302	24	1	1:42.199 B	31.070	30.678	41.451	276.9	45:15.230
19	2	1:42.635	32.340	32.487	37.808	260.2	36:34.937	25	3	2:50.262	1:44.340	30.674	35.248		48:05.492
20	2	1:43.068	32.189	33.058	37.821	260.9	38:18.005	26	3	1:36.645	29.633	30.878	36.134	285.0	49:42.137
21	2	1:49.374 B	32.572	32.866	43.936	260.9	40:07.379	27	3	1:35.511	29.720	31.208	34.583	287.2	51:17.648
22	2	3:50.873	2:39.752	32.909	38.212		43:58.252	28	3	1:36.370	29.622	30.578	36.170	288.0	52:54.018
23	2	1:42.709	32.315	32.700	37.694	258.4	45:40.961	29	3	1:35.656	29.415	30.986	35.255	286.5	54:29.674
24	2	1:42.527	32.318	32.558	37.651	259.6	47:23.488	30	3	1:34.648	29.374	30.396	34.878	286.5	56:04.322
25	2	1:48.776 B	32.292	32.875	43.609	259.6	49:12.264	31	3	1:34.421	29.476	30.509	34.436	285.7	57:38.743





EUROPEAN LE MANS SERIES

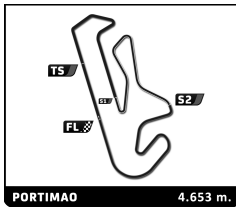
4 Hours of Portimao

Free Practice 1

Sector Analysis

Lap under Red Flag											Invalidated Lap	Personal Best	Session Best	B Crossing the pit lane								
Lap	D	Time	Sector 1	Sector 2	Sector 3	T. Spd	Elapsed	Lap	D	Time	Sector 1	Sector 2	Sector 3	T. Spd	Elapsed							
32	3	1:44.079	29.530	37.008	37.541	288.0	59:22.822	34	1	1:45.109	33.253	33.629	38.227	260.2	1:06:43.118							
33	3	1:34.427	29.682	30.343	34.402	286.5	1:00:57.249	35	1	1:46.860	32.691	35.222	38.947	260.9	1:08:29.978							
34	3	1:34.708	29.518	30.695	34.495	287.2	1:02:31.957	36	1	1:45.502	32.855	33.998	38.649	262.1	1:10:15.480							
35	3	1:34.336	29.583	30.247	34.506	287.2	1:04:06.293	37	1	1:52.826 B	33.312	34.085	45.429	257.8	1:12:08.306							
36	3	1:40.425 B	29.568	30.476	40.381	288.8	1:05:46.718	38	1	4:05.223	2:54.035	33.039	38.149		1:16:13.529							
37	3	3:44.980	2:39.353	30.545	35.082		1:09:31.698	39	1	1:44.242	33.188	33.297	37.757	262.1	1:17:57.771							
38	3	1:35.154	29.625	31.090	34.439	285.0	1:11:06.852	40	1	1:43.203	32.487	32.907	37.809	262.1	1:19:40.974							
39	3	1:34.344	29.529	30.151	34.664	285.7	1:12:41.196	41	1	1:50.596 B	32.314	33.013	45.269	262.1	1:21:31.570							
40	3	1:34.324	29.529	30.250	34.545	288.0	1:14:15.520	42	1	1:17.352	6:05.846	33.593	37.914		1:28:48.923							
41	3	1:33.746	29.313	30.144	34.289	285.7	1:15:49.266	43	1	1:44.585	32.836	33.758	37.991	259.6	1:30:33.508							
42	3	1:41.060 B	29.595	30.901	40.564	285.7	1:17:30.326	95 Oman Racing with TF Sport 1. John HARTSHORNE 3. Jonathan ADAM 2. Henrique CHAVES LMGT E Aston Martin Vantage AMR							1	3	2:40.690	1:29.209	33.700	37.781		2:40.690
43	2	2:56.842	1:51.317	31.044	34.481		1:20:27.168								2	3	1:41.951	32.169	32.565	37.217	259.0	4:22.641
44	2	1:34.250	29.457	30.245	34.548	285.0	1:22:01.418	3	3	1:41.352	31.962	32.356	37.034	260.9	6:03.993							
45	2	1:38.551	31.728	32.203	34.620	288.0	1:23:39.969	4	3	1:41.599	31.893	32.511	37.195	262.1	7:45.592							
46	2	1:41.093	31.593	31.619	37.881	287.2	1:25:21.062	5	3	1:41.491	31.897	32.374	37.220	262.1	9:27.083							
47	2	1:34.126	29.536	30.170	34.420	285.0	1:26:55.188	6	3	1:42.398	32.165	32.507	37.726	262.1	11:09.481							
48	2	1:42.580 B	29.279	30.397	42.904	285.0	1:28:37.768	7	3	1:41.767	32.046	32.474	37.247	261.5	12:51.248							
93 Proton Competition 1. Michael FASSBENDER 3. Richard LIETZ 2. Zacharie ROBICHON LMGT E Porsche 911 RSR - 19							8	3	1:42.211	32.207	32.668	37.336	262.1	14:33.459								
							9	3	1:41.796	32.081	32.408	37.307	262.1	16:15.255								
1	2	3:07.585	1:54.271	34.801	38.513		3:07.585	10	3	1:42.355	32.151	32.900	37.304	262.8	17:57.610							
2	2	1:51.731 B	32.900	33.882	44.949	259.0	4:59.316	11	3	1:45.814	32.365	32.725	40.724	264.7	19:43.424							
3	2	2:47.969	1:34.534	33.112	40.323		7:47.285	12	3	1:42.248	32.105	32.633	37.510	263.4	21:25.672							
4	2	1:42.906	32.298	33.188	37.420	260.2	9:30.191	13	3	1:42.933	32.113	32.953	37.867	263.4	23:08.605							
5	2	1:43.800	32.105	32.505	39.190	260.9	11:13.991	14	3	1:44.186	32.103	32.758	39.325	263.4	24:52.791							
6	2	1:42.371	32.168	32.706	37.497	261.5	12:56.362	15	3	1:42.293	32.054	32.758	37.481	263.4	26:35.084							
7	2	1:42.449	32.168	32.804	37.477	262.1	14:38.811	16	3	1:48.698 B	32.176	33.155	43.367	263.4	28:23.782							
8	2	1:43.410	32.216	32.784	38.410	261.5	16:22.221	17	1	4:00.008	2:43.991	36.071	39.946		32:23.790							
9	2	1:42.649	32.334	32.739	37.576	258.4	18:04.870	18	1	1:47.507	33.922	34.728	38.857	257.8	34:11.297							
10	2	1:43.258	32.726	32.758	37.774	262.1	19:48.128	19	1	1:49.336	33.546	36.440	39.350	257.8	36:00.633							
11	2	1:43.036	32.256	32.903	37.877	262.8	21:31.164	20	1	1:45.889	32.279	33.916	38.694	259.0	37:46.522							
12	2	1:48.347 B	32.217	32.982	43.148	262.1	23:19.511	21	1	1:46.281	32.009	33.783	39.489	259.0	39:32.803							
13	3	3:25.295	2:14.363	33.174	37.758		26:44.806	22	1	1:50.265	35.112	34.583	40.570	254.1	41:23.068							
14	3	1:42.071	32.204	32.583	37.284	260.9	28:28.877	23	1	1:47.183	33.863	33.757	39.563	255.3	43:10.251							
15	3	1:41.890	32.098	32.472	37.320	261.5	30:08.767	24	1	1:47.370	32.388	34.172	39.810	259.0	44:57.621							
16	3	1:42.976	32.176	33.036	37.764	262.8	31:51.743	25	1	1:46.177	32.073	33.688	39.416	260.2	46:43.798							
17	3	1:41.949	31.975	32.579	37.395	263.4	33:33.692	26	1	1:45.939	33.078	33.938	38.923	259.6	48:29.737							
18	3	1:42.035	32.101	32.528	37.406	262.1	35:15.727	27	1	1:45.935	33.090	34.202	38.643	260.2	50:15.672							
19	3	1:42.581	32.248	32.781	37.552	262.8	36:58.308	28	1	1:45.858	32.876	33.872	39.110	260.9	52:01.530							
20	3	1:42.865	32.126	33.137	37.602	261.5	38:41.173	29	1	1:45.568	33.321	33.761	38.486	260.9	53:47.098							
21	3	1:42.306	32.262	32.654	37.390	262.8	40:23.479	30	1	1:45.737	32.052	33.986	38.699	260.2	55:32.835							
22	3	1:50.567 B	33.216	33.520	43.831	263.4	42:14.046	31	1	1:44.886	32.807	33.590	38.489	260.9	57:17.721							
23	2	3:44.354	2:33.191	33.372	37.791		45:58.400	32	1	1:52.163 B	33.115	34.154	44.894	262.8	59:09.884							
24	2	1:43.544	32.583	33.223	37.738	262.1	47:41.944	33	2	4:19.435	3:08.354	33.296	37.785		1:03:29.319							
25	2	1:46.345	32.779	33.979	39.587	262.8	49:28.289	34	2	1:42.518	32.344	32.756	37.418	264.1	1:05:11.837							
26	2	1:42.868	32.149	32.792	37.927	263.4	51:11.157	35	2	1:42.837	32.569	32.853	37.415	265.4	1:06:54.674							
27	2	1:42.565	32.317	32.944	37.304	262.8	52:53.722	36	2	1:42.576	32.167	32.674	37.735	264.7	1:08:37.250							
28	2	1:43.484	32.356	32.946	38.182	262.8	54:37.206	37	2	1:43.414	32.942	33.004	37.468	263.4	1:10:20.664							
29	2	1:42.419	32.151	32.939	37.329	262.8	56:19.625	38	2	1:43.390	32.624	33.052	37.714	262.8	1:12:04.054							
30	2	1:42.566	32.007	32.875	37.684	264.7	58:02.191	39	2	1:42.133	32.150	32.653	37.330	264.1	1:13:46.187							
31	2	1:43.003	32.107	32.791	38.105	264.1	59:45.194	40	2	1:42.182	32.089	32.565	37.528	264.7	1:15:28.369							
32	2	1:47.923 B	32.215	32.830	42.878	262.8	1:01:33.117															
33	1	3:24.892	2:12.202	33.859	38.831		1:04:58.009															





EUROPEAN LE MANS SERIES
 4 Hours of Portimao
 Free Practice 1

Sector Analysis

■ Lap under Red Flag
 ■ Invalidated Lap
 ■ Personal Best
 ■ Session Best
 B Crossing the pit lane

Lap	D	Time	Sector 1	Sector 2	Sector 3	T. Spd	Elapsed	Lap	D	Time	Sector 1	Sector 2	Sector 3	T. Spd	Elapsed
41	2	1:42.731	32.256	32.981	37.494	264.1	1:17:11.100								
42	2	1:42.456	32.280	32.731	37.445	264.1	1:18:53.556								
43	2	1:47.493 B	32.220	32.731	42.542	264.7	1:20:41.049								
44	2	7:40.834	6:29.628	32.978	38.228		1:28:21.883								
45	2	1:42.720	32.332	32.693	37.695	261.5	1:30:04.603								

