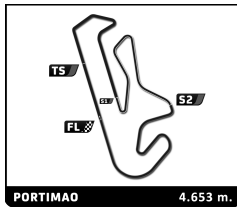


EUROPEAN LEMANS SERIES
4 Hours of Portimao
Bronze Driver Collective Test

Sector Analysis

Lap	D	Time	Sector 1	Sector 2	Sector 3	T. Spd	Elapsed	Lap	D	Time	Sector 1	Sector 2	Sector 3	T. Spd	Elapsed
2 United Autosports								Ligier JS P320 - Nissan							
1.Bailey VOISIN								LMP3							
2.Finn GEHRSTZ								3.Joshua CAYGILL							
1	3	2:10.474	1:00.399	32.997	37.078		2:10.474	14	2	1:41.107	31.438	32.471	37.198	266.7	28:00.767
2	3	1:41.456	32.106	32.460	36.890	262.1	3:51.930	15	2	1:43.403	31.754	32.440	39.209	265.4	29:44.170
3	3	1:41.727	31.984	32.391	37.352	260.9	5:33.657	16	2	1:41.270	31.455	32.349	37.466	266.0	31:25.440
4	3	1:41.189	31.958	32.326	36.905	262.8	7:14.846								
5	3	2:37.721 B	31.792	49.664	1:16.265	262.8	9:52.567								
6	3	3:53.120	2:41.818	33.010	38.292		13:45.687								
7	3	1:41.128	32.012	32.275	36.841	256.5	15:26.815								
8	3	1:40.673	31.705	32.186	36.782	262.1	17:07.488								
9	3	1:40.570	31.662	32.041	36.867	262.8	18:48.058								
10	3	1:42.104	32.415	32.821	36.868	266.7	20:30.162								
11	3	1:42.131	31.705	33.381	37.045	263.4	22:12.293								
12	3	1:42.043	32.877	32.211	36.955	262.8	23:54.336								
13	3	1:42.137	31.988	32.819	37.330	252.9	25:36.473								
14	3	1:40.812	31.628	32.150	37.034	262.1	27:17.285								
15	3	1:40.816	31.672	32.088	37.056	260.9	28:58.101								
16	3	1:42.655	31.939	32.922	37.794	260.9	30:40.756								
5 RLR MSport								Ligier JS P320 - Nissan							
1.Alex KAPADIA								LMP3							
2.Nick ADCOCK								3.Michael JENSEN							
1	2	2:45.532	1:33.511	33.739	38.282		2:45.532								
2	2	1:42.965	32.147	32.159	38.659	260.2	4:28.497								
3	2	1:41.825	31.835	32.464	37.526	264.1	6:10.322								
4	2	1:40.970	31.781	32.103	37.086	262.1	7:51.292								
5	2	1:40.673	32.036	1:01.737	1:16.900	264.7	11:01.965								
6	2	2:36.223	1:19.891	36.937	39.395	73.9	13:38.188								
7	2	1:40.600	31.514	31.825	37.261	260.9	15:18.788								
8	2	1:47.937 B	31.629	32.468	43.840	265.4	17:06.725								
9	3	3:24.807	2:13.613	33.855	37.339		20:31.532								
10	3	1:58.315	32.123	34.061	52.131	266.0	22:29.847								
11	3	1:42.806	32.702	32.520	37.584	259.6	24:12.653								
12	3	1:42.111	32.231	32.702	37.178	265.4	25:54.764								
13	3	1:41.499	32.019	32.216	37.264	266.7	27:36.263								
14	3	1:41.852	32.190	32.530	37.132	264.7	29:18.115								
15	3	1:41.636	32.181	32.357	37.098	262.8	30:59.751								
6 360 Racing								Ligier JS P320 - Nissan							
1.Terrence WOODWARD								LMP3							
2.Ross KAISER								3.Santiago Concepcion SERR							
1	1	2:13.812	1:01.713	33.397	38.702		2:13.812								
2	1	1:42.721	32.181	33.052	37.488	261.5	3:56.533								
3	1	1:41.727	32.146	32.590	36.991	262.8	5:38.260								
4	1	1:41.697	31.868	32.534	37.295	263.4	7:19.957								
5	1	2:43.333	32.899	56.938	1:13.496	266.7	10:03.290								
6	1	2:58.639	1:12.952	1:00.774	44.913	79.8	13:01.929								
7	1	1:41.697	31.990	32.716	36.991	261.5	14:43.626								
8	1	1:41.742	31.781	33.068	36.893	262.8	16:25.368								
9	1	1:41.603	31.799	32.537	37.267	266.0	18:06.971								
10	1	1:41.336	31.939	32.632	36.765	263.4	19:48.307								
11	1	1:40.978	31.575	32.747	36.656	265.4	21:29.285								
12	1	1:41.422	31.520	32.488	37.414	267.3	23:10.707								
13	1	1:42.682	32.120	32.827	37.735	262.1	24:53.389								
14	1	1:43.158	32.214	32.790	38.154	264.1	26:36.547								
15	1	1:50.959 B	32.305	34.002	44.652	262.8	28:27.506								
7 Nielsen Racing								Ligier JS P320 - Nissan							
1.Anthony WELLS								LMP3							
2.James LITTLEJOHN															
1	1	2:08.702	58.068	32.888	37.746		2:08.702								
2	1	1:41.861	32.131	32.437	37.293	264.1	3:50.563								
3	1	1:42.515	32.077	32.568	37.870	266.7	5:33.078								
4	1	1:52.811 B	32.746	33.543	45.522	266.0	7:25.889								
5	1	10:03.190	8:53.558	32.346	37.286		17:29.079								
6	1	1:42.374	32.088	32.490	37.796	267.3	19:11.453								
7	1	1:41.699	31.893	32.434	37.372	265.4	20:53.152								
8	1	1:42.627	32.085	32.551	37.991	266.0	22:35.779								
9	1	1:41.926	31.995	32.678	37.253	267.3	24:17.705								
10	1	1:42.042	31.962	32.428	37.652	266.0	25:59.747								
11	1	1:42.027	32.000	32.597	37.430	265.4	27:41.774								





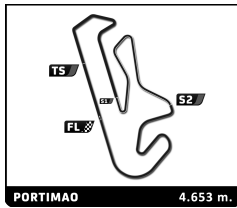
EUROPEAN LE MANS SERIES
4 Hours of Portimao
Bronze Driver Collective Test

Sector Analysis

Lap under Red Flag Invalidated Lap Personal Best Session Best Crossing the pit lane

Lap	D	Time	Sector 1	Sector 2	Sector 3	T. Spd	Elapsed	Lap	D	Time	Sector 1	Sector 2	Sector 3	T. Spd	Elapsed
12	1	1:41.969	31.806	32.677	37.486	266.0	29:23.743	14 Inter Europol Competition Ligier JS P320 - Nissan LMP3 1. James DAYSON 3. Mateusz KAPRZYK 2. Noam ABRAMCZYK							
13	1	1:41.771	31.877	32.375	37.519	266.0	31:05.514	1	1	2:07.685	57.531	32.816	37.338		2:07.685
10 Eurointernational Ligier JS P320 - Nissan LMP3 1. Xavier LLOVERAS 2. Miguel CRISTÓVÃO								2	1	1:40.903	31.870	32.279	36.754	264.1	3:48.588
1	2	1:55.949	42.410	34.283	39.256		1:55.949	3	1	1:41.483	31.835	32.659	36.989	261.5	5:30.071
2	2	1:40.999	31.899	32.247	36.853	262.8	3:36.948	4	1	1:43.401	33.286	33.223	36.892	265.4	7:13.472
3	2	1:40.934	31.716	32.410	36.808	266.0	5:17.882	5	1	2:36.858 B	31.719	48.388	1:16.751	261.5	9:50.330
4	2	1:41.506	31.853	32.296	37.357	265.4	6:59.388	6	1	4:24.845	3:14.874	32.662	37.309		14:15.175
5	2	2:22.532 B	31.762	33.727	1:17.043	264.7	9:21.920	7	1	1:42.058	32.359	32.740	36.959	262.8	15:57.233
6	2	4:30.697	3:19.544	33.980	37.173		13:52.617	8	1	1:41.938	31.706	32.467	37.765	267.3	17:39.171
7	2	1:40.432	31.713	32.040	36.679	265.4	15:33.049	9	1	1:41.299	31.832	32.717	36.750	260.9	19:20.470
8	2	1:40.468	31.795	32.231	36.442	265.4	17:13.517	10	1	1:41.031	31.759	32.510	36.762	262.1	21:01.501
9	2	1:40.088	31.489	32.012	36.587	266.7	18:53.605	11	1	1:41.104	31.571	32.649	36.884	264.1	22:42.605
10	2	1:40.541	31.518	32.343	36.680	266.0	20:34.146	12	1	1:41.394	31.623	32.457	37.314	263.4	24:23.999
11	2	1:47.293	31.659	32.292	43.342	267.3	22:21.439	13	1	1:41.288	31.663	32.803	36.822	259.6	26:05.287
12	2	1:40.573	31.437	32.308	36.828	266.0	24:02.012	14	1	1:40.474	31.439	32.371	36.664	266.7	27:45.761
13	2	1:40.469	31.528	32.077	36.864	266.7	25:42.481	15	1	1:45.055	34.057	32.533	38.465	267.3	29:30.816
14	2	1:53.101	37.139	38.079	37.883	267.3	27:35.582	16	1	1:41.485	31.646	32.872	36.967	265.4	31:12.301
15	2	1:46.164	31.452	33.608	41.104	263.4	29:21.746	15 RLR M Sport Ligier JS P320 - Nissan LMP3 1. Horst FELBERMAYR JR 3. Valentino CATALANO 2. Austin MCCUSKER							
16	2	1:40.643	31.522	32.114	37.007	261.5	31:02.389	1	1	1:50.190	38.726	33.587	37.877		1:50.190
11 Eurointernational Ligier JS P320 - Nissan LMP3 1. Max KOEBOLT 2. Jérôme DE SADELEER								2	1	1:42.411	31.859	32.485	38.067	260.9	3:32.601
1	2	3:04.219	1:52.856	34.016	37.347		3:04.219	3	1	1:42.789	31.850	34.022	36.917	264.1	5:15.390
2	2	1:41.194	31.903	32.417	36.874	262.1	4:45.413	4	1	1:41.385	32.088	32.254	37.043	265.4	6:56.775
3	2	1:47.775	31.642	36.715	39.418	263.4	6:33.188	5	1	2:20.159	31.841	33.806	1:14.512	265.4	9:16.934
4	2	2:04.866	31.617	32.115	1:01.134	262.1	8:38.054	6	1	3:21.849	1:12.686	1:01.297	1:07.866	79.6	12:38.783
5	2	3:50.856	1:22.060	1:13.976	1:14.820	79.5	12:28.910	7	1	1:43.371	33.214	32.823	37.334	245.5	14:22.154
6	2	1:55.029	39.676	35.764	39.589	210.5	14:23.939	8	1	1:40.454	31.725	31.938	36.791	266.7	16:02.608
7	2	1:40.717	31.633	32.253	36.831	263.4	16:04.656	9	1	1:42.582	32.370	32.848	37.364	272.7	17:45.190
8	2	1:40.989	31.500	32.381	37.108	266.0	17:45.645	10	1	1:43.734	31.920	33.902	37.912	264.7	19:28.924
9	2	1:43.580	32.113	33.598	37.869	270.7	19:29.225	11	1	1:43.947	34.590	32.626	36.731	262.8	21:12.871
10	2	1:43.007	33.670	32.457	36.880	257.8	21:12.232	12	1	1:40.701	31.534	32.240	36.927	269.3	22:53.572
11	2	1:47.540 B	31.595	32.146	43.799	264.7	22:59.772	13	1	1:40.419	31.591	31.952	36.876	267.3	24:33.991
13 Inter Europol Competition Ligier JS P320 - Nissan LMP3 1. Nicolas PINO 3. Guilherme OLIVEIRA 2. Charles CREWS								14	1	1:41.112	31.735	32.138	37.239	266.0	26:15.103
1	2	3:02.894	1:50.659	35.626	36.609		3:02.894	15	1	1:40.736	31.526	32.085	37.125	266.0	27:55.839
2	2	1:39.691	31.324	32.096	36.271	263.4	4:42.585	16	1	1:41.641	31.478	32.978	37.185	266.0	29:37.480
3	2	1:59.326	31.489	48.776	39.061	266.7	6:41.911	17	1	1:41.140	31.868	32.202	37.070	262.8	31:18.620
4	2	2:12.798 B	31.465	32.147	1:09.186	264.7	8:54.709	17 COOL Racing Ligier JS P320 - Nissan LMP3 1. Malthe JAKOBSEN 3. Michael BENHAM 2. Maurice SMITH							
5	2	5:17.975	3:58.617	37.237	42.121		14:12.684	1	3	2:18.145	1:06.658	33.643	37.844		2:18.145
6	2	1:39.498	31.200	31.882	36.416	264.7	15:52.182	2	3	1:43.756	32.198	33.128	38.430	262.1	4:01.901
7	2	1:39.122	31.049	31.954	36.119	267.3	17:31.304	3	3	1:43.099	32.440	33.134	37.525	260.9	5:45.000
8	2	1:54.976	35.049	42.456	37.471	268.0	19:26.280	4	3	1:41.928	32.092	32.427	37.409	263.4	7:26.928
9	2	1:39.487	31.442	31.764	36.281	266.7	21:05.767	5	3	2:46.189	31.905	1:00.675	1:13.609	265.4	10:13.117
10	2	1:39.146	31.160	31.752	36.234	268.0	22:44.913	6	3	2:53.870	1:12.730	1:01.046	40.094	79.8	13:06.987
11	2	1:46.457 B	31.418	32.923	42.116	268.0	24:31.370	7	3	1:42.463	32.309	32.561	37.593	261.5	14:49.450
12	2	3:37.092	2:16.836	37.321	42.935		28:08.462	8	3	1:41.437	31.932	32.554	36.951	264.7	16:30.887
13	2	1:42.772	31.508	32.629	38.635	262.1	29:51.234	9	3	1:41.421	31.698	32.410	37.313	266.7	18:12.308
14	2	1:39.640	31.281	32.004	36.355	264.7	31:30.874	10	3	1:40.937	31.594	32.175	37.168	267.3	19:53.245
								11	3	1:41.943	31.523	32.780	37.640	268.7	21:35.188



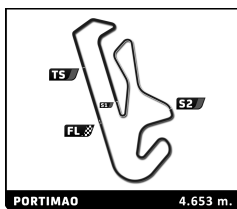


EUROPEAN LE MANS SERIES
4 Hours of Portimao
Bronze Driver Collective Test

Sector Analysis

Lap under Red Flag											Invalidated Lap	Personal Best	Session Best	B Crossing the pit lane			
Lap	D	Time	Sector 1	Sector 2	Sector 3	T. Spd	Elapsed	Lap	D	Time	Sector 1	Sector 2	Sector 3	T. Spd	Elapsed		
18 Absolute Racing Porsche 911 RSR - 19																	
1. Andrew HARYANTO			3. Alessio PICARIELLO			LMGTE			2. Martin RUMP								
1	1	2:30.027	1:12.369	36.628	41.030		2:30.027	7	1	1:43.110	32.695	32.931	37.484	266.7	14:25.911		
2	1	1:58.487	B 35.226	35.979	47.282	257.1	4:28.514	8	1	1:40.768	32.182	31.949	36.637	273.4	16:06.679		
3	1	4:02.098	B 2:27.691	35.027	59.380		8:30.612	9	1	1:39.451	30.915	31.967	36.569	281.2	17:46.130		
4	1	5:55.208	4:36.785	38.886	39.537		14:25.820	10	1	1:43.319	32.799	33.143	37.377	279.8	19:29.449		
5	1	1:45.456	33.641	33.250	38.565	258.4	16:11.276	11	1	1:41.293	32.614	32.131	36.548	278.4	21:10.742		
6	1	1:44.716	32.758	33.200	38.758	260.9	17:55.992	12	1	1:39.378	30.822	32.175	36.381	279.8	22:50.120		
7	1	1:45.031	32.811	33.633	38.587	260.2	19:41.023	13	1	1:38.435	30.744	31.675	36.016	280.5	24:28.555		
8	1	1:43.942	32.845	32.765	38.332	261.5	21:24.965	14	1	1:39.029	30.510	31.956	36.563	280.5	26:07.584		
9	1	1:44.051	32.885	32.917	38.249	261.5	23:09.016	15	1	1:38.626	30.888	31.642	36.096	280.5	27:46.210		
10	1	1:44.230	32.803	33.042	38.385	261.5	24:53.246	16	1	1:41.583	31.853	32.323	37.407	282.7	29:27.793		
11	1	1:49.315	33.588	33.949	41.778	260.2	26:42.561	17	1	1:39.263	31.252	31.796	36.215	274.1	31:07.056		
12	1	1:45.547	32.934	32.987	39.726	259.6	28:28.108								33 Rinaldi Racing Ferrari 488 GTE Evo		
13	1	1:43.607	32.672	32.692	38.243	259.6	30:11.715	1. Christian HOOK			3. Jeroen BLEEKEMOLEN			LMGTE			
24 Nielsen Racing Oreca 07 - Gibson																	
1. Rodrigo SALES			3. Ben HANLEY			LMP2 P/A			2. Matthew BELL								
1	1	1:52.441	41.870	33.171	37.400		1:52.441	1	1	2:52.669	1:38.578	34.664	39.427		2:52.669		
2	1	1:38.536	31.104	31.352	36.080	276.2	3:30.977	2	1	1:45.910	33.262	34.096	38.552	252.9	4:38.579		
27 COOL Racing Ligier JS P320 - Nissan																	
1. Jean-Ludovic FOUBERT			3. Nicolas MAULINI			LMP3			2. Antoine DOQUIN								
1	1	2:03.191	49.939	34.389	38.863		2:03.191	3	1	1:46.008	33.456	33.892	38.660	254.7	6:24.587		
2	1	1:43.070	32.337	33.017	37.716	262.8	3:46.261	4	1	2:10.931	33.240	35.007	1:02.684	255.3	8:35.518		
3	1	1:43.208	32.337	33.217	37.654	268.0	5:29.469	5	1	3:29.306	B 1:12.182	1:00.709	1:16.415	80.0	12:04.824		
4	1	1:41.688	32.303	32.211	37.174	264.1	7:11.157	6	1	2:33.093	1:20.856	33.742	38.495		14:37.917		
5	1	2:35.913	B 31.908	47.308	1:16.697	266.7	9:47.070	7	1	1:44.834	32.995	33.385	38.454	253.5	16:22.751		
6	1	3:20.828	1:41.200	1:01.262	38.366		13:07.898	8	1	1:44.358	32.726	33.449	38.183	255.9	18:07.109		
7	1	1:42.069	32.108	32.515	37.446	266.7	14:49.967	9	1	1:44.333	32.714	33.593	38.026	255.9	19:51.442		
8	1	1:41.984	31.889	32.818	37.277	267.3	16:31.951	10	1	1:43.690	32.500	33.131	38.059	257.8	21:35.132		
9	1	1:41.512	31.870	32.448	37.194	267.3	18:13.463	11	1	1:44.402	32.836	33.364	38.202	257.1	23:19.534		
10	1	1:41.676	31.829	32.744	37.103	268.7	19:55.139	12	1	1:48.313	34.753	35.039	38.251	257.8	25:07.847		
11	1	1:41.440	31.816	32.388	37.236	268.0	21:36.579	13	1	1:45.337	33.362	33.720	38.255	255.9	26:53.184		
12	1	1:43.270	31.797	33.370	38.103	266.7	23:19.849	14	1	1:43.749	32.590	33.090	38.069	255.3	28:36.933		
13	1	1:42.939	32.526	33.132	37.281	266.0	25:02.788	15	1	1:45.508	33.341	33.851	38.316	254.7	30:22.441		
14	1	1:41.139	31.764	32.411	36.964	266.0	26:43.927								34 Racing Team Turkey Oreca 07 - Gibson		
15	1	1:42.458	31.702	33.271	37.485	266.0	28:26.385	1. Jack AITKEN			3. Salih YOLUC			LMP2 P/A			
16	1	1:41.230	31.782	32.615	36.833	262.8	30:07.615	2. Charlie EASTWOOD									
31 TDS Racing x Vaillante Oreca 07 - Gibson																	
1. Philippe CIMADOMO			3. Tijmen VAN DER HELM			LMP2 P/A			2. Mathias BECHE								
1	1	1:59.365	48.931	32.890	37.544		1:59.365	1	3	2:03.546	54.329	32.199	37.018		2:03.546		
2	1	1:43.456	31.837	31.821	39.798	277.6	3:42.821	2	3	1:41.444	30.027	32.174	39.243	283.5	3:44.990		
3	1	1:39.298	30.777	31.818	36.703	279.8	5:22.119	3	3	1:43.126	30.001	31.135	41.990	285.0	5:28.116		
4	1	1:40.399	30.896	32.346	37.157	281.2	7:02.518	4	3	1:35.287	29.953	30.549	34.785	280.5	7:03.403		
5	1	2:26.690	30.935	41.612	1:14.143	281.2	9:29.208	5	3	2:29.786	B 30.066	43.699	1:16.021	284.2	9:33.189		
6	1	3:13.593	1:12.917	1:01.299	59.377	81.3	12:42.801	6	3	5:47.284	4:41.462	30.748	35.074		15:20.473		
47 Algarve Pro Racing Oreca 07 - Gibson																	
1. John FALB			3. James ALLEN			LMP2 P/A			2. Alexander PERONI								
1	1	2:02.130	53.401	32.113	36.616		2:02.130	7	3	1:35.901	29.914	30.775	35.212	283.5	16:56.374		
2	1	1:40.984	30.991	32.351	37.642	279.1	3:43.114	8	3	1:37.228	29.735	31.069	36.424	283.5	18:33.602		
14/10/2022 Page 3 / 5																	





PORTIMÃO 4.653 m.

EUROPEAN LE MANS SERIES
4 Hours of Portimao
Bronze Driver Collective Test

Sector Analysis

Lap under Red Flag Invalidated Lap Personal Best Session Best B Crossing the pit lane

Lap	D	Time	Sector 1	Sector 2	Sector 3	T. Spd	Elapsed	Lap	D	Time	Sector 1	Sector 2	Sector 3	T. Spd	Elapsed	
77 Proton Competition 1.Christian RIED 3.Gianmaria BRUNI 2.Lorenzo FERRARI LMGTE Porsche 911 RSR - 19								93 Proton Competition 1.Michael FASSBENDER 3.Richard LIETZ 2.Zacharie ROBICHON LMGTE Porsche 911 RSR - 19								
16	1	1:43.379	32.441	32.959	37.979	257.1	31:23.512	15	1	1:37.273	30.518	31.122	35.633	281.2	29:47.075	
1	1	2:17.187	1:04.487	34.146	38.554		2:17.187	1	1	2:23.589	1:08.910	35.021	39.658		2:23.589	
2	1	1:45.399	32.851	33.151	39.397	259.0	4:02.586	2	1	1:45.491	32.157	34.003	38.331	257.8	4:09.080	
3	1	1:50.552	38.122	34.049	38.381	255.9	5:53.138	3	1	1:44.913	32.001	33.737	38.175	259.0	5:53.993	
4	1	1:44.680	33.023	33.180	38.477	257.8	7:37.818	4	1	1:44.618	32.912	33.512	38.194	258.4	7:38.611	
5	1	2:03.707	46.935	1:00.737	1:16.035	259.6	10:41.525	5	1	3:05.015	B	46.861	1:01.040	1:17.114	259.0	10:43.626
6	1	6:14.522	5:02.007	34.297	38.218		16:56.047	6	1	2:44.657	1:19.356	46.784	38.517		13:28.283	
7	1	1:43.405	32.776	32.845	37.784	260.9	18:39.452	7	1	1:44.755	32.895	33.411	38.449	258.4	15:13.038	
8	1	1:43.046	32.424	32.820	37.802	261.5	20:22.498	8	1	1:45.544	33.267	33.541	38.736	259.0	16:58.582	
9	1	1:42.977	32.380	32.692	37.905	262.1	22:05.475	9	1	1:44.847	32.984	33.366	38.497	259.0	18:43.429	
10	1	1:48.067	35.348	34.548	38.171	219.1	23:53.542	10	1	1:44.738	32.855	33.484	38.399	259.0	20:28.167	
11	1	1:48.080	32.694	36.947	38.439	260.2	25:41.622	11	1	1:46.566	32.946	35.298	38.322	259.6	22:14.733	
12	1	1:43.544	32.412	32.647	38.485	260.2	27:25.166	12	1	1:44.095	32.776	33.223	38.096	260.2	23:58.828	
13	1	1:43.568	32.761	32.856	37.951	260.9	29:08.734	13	1	1:45.166	32.877	33.468	38.821	259.6	25:43.994	
14	1	1:54.661	B	32.628	35.524	46.509	259.0	31:03.395	14	1	1:44.874	33.189	33.414	38.271	259.0	27:28.868
83 Iron Lynx 1.Sarah BOVY 3.Doriane PIN 2.Michelle GATTING LMGTE Ferrari 488 GTE Evo								95 Oman Racing with TF Sport 1.John HARTSHORNE 3.Jonathan ADAM 2.Henrique CHAVES LMGTE Aston Martin Vantage AMR								
1	1	1:59.580	45.240	34.406	39.934		1:59.580	1	1	2:51.153	1:36.440	35.258	39.455		2:51.153	
2	1	1:48.809	33.243	34.173	41.393	255.3	3:48.389	2	1	1:46.163	33.233	34.108	38.822	254.7	4:37.316	
3	1	1:46.691	33.066	33.447	40.178	255.3	5:35.080	3	1	1:46.068	33.087	33.641	39.340	256.5	6:23.384	
4	1	1:44.381	32.938	33.097	38.346	255.9	7:19.461	4	1	2:09.177	33.624	35.370	1:00.183	256.5	8:32.561	
5	1	2:44.690	34.287	56.806	1:13.597	255.9	10:04.151	5	1	3:31.175	B	1:13.180	1:01.483	1:16.512	79.6	12:03.736
6	1	3:00.686	1:13.550	1:00.731	46.405	79.9	13:04.837	6	1	2:57.527	1:44.123	34.170	39.234		15:01.263	
7	1	1:46.664	33.091	33.199	40.374	254.1	14:51.501	7	1	1:46.047	33.222	34.072	38.753	254.7	16:47.310	
8	1	1:44.003	32.908	32.973	38.122	255.3	16:35.504	8	1	1:45.981	32.973	34.248	38.760	258.4	18:33.291	
9	1	1:43.551	32.669	32.919	37.963	256.5	18:19.055	9	1	1:45.602	33.184	33.790	38.628	259.6	20:18.893	
10	1	1:43.888	32.668	33.116	38.104	256.5	20:02.943	10	1	1:45.964	33.253	34.073	38.638	257.8	22:04.857	
11	1	1:51.842	B	32.944	33.709	45.189	257.8	21:54.785	11	1	1:45.301	32.889	34.020	38.392	259.0	23:50.158
12	1	3:09.490	1:54.774	34.617	40.099		25:04.275	12	1	1:48.636	34.050	34.642	39.944	257.8	25:38.794	
13	1	1:43.376	32.761	32.748	37.867	256.5	26:47.651	13	1	1:46.178	32.977	33.768	39.433	255.9	27:24.972	
14	1	1:43.141	32.525	32.676	37.940	255.3	28:30.792	14	1	1:46.501	32.652	33.531	39.318	256.5	29:11.473	
15	1	1:51.825	B	33.391	33.446	44.988	254.7	30:22.617	15	1	1:45.737	33.035	33.916	38.786	255.3	30:57.210
88 AF Corse 1.François PERRODO 3.Nicklas NIELSEN 2.Alessio ROVERA LMP2 P/A Oreca 07 - Gibson																
1	1	1:54.539	46.236	32.421	35.882		1:54.539									
2	1	1:38.082	30.356	30.946	36.780	280.5	3:32.621									
3	1	1:36.747	30.146	31.613	34.988	277.6	5:09.368									
4	1	1:36.052	29.954	30.902	35.196	280.5	6:45.420									
5	1	2:03.991	B	29.984	30.891	1:03.116	282.0	8:49.411								
6	1	6:24.809	5:18.963	30.784	35.062		15:14.220									
7	1	1:37.503	30.606	32.076	34.821	283.5	16:51.723									
8	1	1:38.396	31.350	31.105	35.941	284.2	18:30.119									
9	1	1:35.499	29.875	30.658	34.966	283.5	20:05.618									
10	1	1:35.509	29.930	30.634	34.945	284.2	21:41.127									
11	1	1:38.318	29.735	31.177	37.406	283.5	23:19.445									
12	1	1:36.695	30.170	31.454	35.071	275.5	24:56.140									
13	1	1:37.248	30.280	31.792	35.176	282.0	26:33.388									
14	1	1:36.414	29.698	31.676	35.040	281.2	28:09.802									

