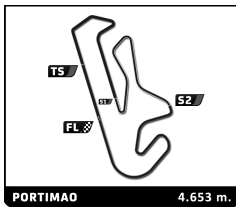


Afixado às



Doc. N.º



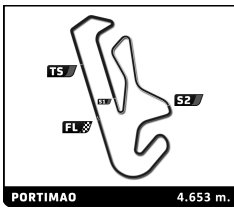
# GT3 Ibérica

## 4 Hours of Portimao

### Race 2

## Sector Analysis

<span style="color: grey;">_</span> Invalidated Lap <span style="color: green;">■</span> Personal Best <span style="color: purple;">■</span> Session Best <span style="color: blue;">■</span> Crossing the pit lane															
Lap	D	Time	Sector 1	Sector 2	Sector 3	Kph	Elapsed	Lap	D	Time	Sector 1	Sector 2	Sector 3	Kph	Elapsed
<b>12</b>	<b>Monteiros Competições</b> 1. Alexandre Areia						Porsche 911 GT3 Cup PRO/AM+								
1	1	1:54.172	37.574	35.477	41.121	138.2	1:54.172								
2	1	1:50.580	34.613	35.125	40.842	151.5	3:44.752								
3	1	<b>1:50.302</b>	<b>34.596</b>	35.007	<b>40.699</b>	151.9	5:35.054								
4	1	1:50.561	34.693	34.902	40.966	151.5	7:25.615								
5	1	1:50.840	34.962	34.942	40.936	151.1	9:16.455								
6	1	1:50.361	34.654	<b>34.880</b>	40.827	151.8	11:06.816								
7	1	1:51.034	34.945	35.049	41.040	150.9	12:57.850								
8	1	1:51.132	34.718	35.347	41.067	150.7	14:48.982								
9	1	1:50.648	34.836	34.969	40.843	151.4	16:39.630								
10	1	1:51.247	34.904	35.297	41.046	150.6	18:30.877								
11	1	1:51.644	34.862	35.186	41.596	150.0	20:22.521								
12	1	1:51.116	34.881	35.187	41.048	150.8	22:13.637								
13	1	1:51.362	35.079	35.298	40.985	150.4	24:04.999								
14	1	1:51.572	35.002	35.388	41.182	150.1	25:56.571								
<b>59</b>	<b>Araújo Competição</b> 1. Álvaro Ramos 2. João Vieira						Porsche 911 GT3 Cup GD								
1	1	2:08.866	43.620	39.119	<b>46.127</b>	122.5	2:08.866								
2	1	2:09.185	39.306	<b>39.111</b>	50.768	129.7	4:18.051								
3	1	2:09.969	42.890	39.957	47.122	128.9	6:28.020								
4	1	<b>2:06.313</b>	39.453	39.652	47.208	132.6	8:34.333								
5	1	2:11.431	<b>39.260</b>	40.866	51.305	127.4	10:45.764								
6	1	2:28.582	<b>B</b>	43.237	42.453	1:02.892	112.7	13:14.346							
7	1	2:43.013	1:10.001	42.469	50.543	102.8	15:57.359								
8	1	2:13.000	40.825	41.711	50.464	125.9	18:10.359								
9	1	2:13.547	41.017	41.070	51.460	125.4	20:23.906								
10	1	2:13.671	40.653	43.871	49.147	125.3	22:37.577								
11	1	2:11.950	40.722	41.590	49.638	126.9	24:49.527								
12	1	2:11.193	40.269	40.984	49.940	127.7	27:00.720								
<b>17</b>	<b>André Fernandes</b> 1. André Fernandes						Porsche 911 GT3 Cup AM								
1	1	1:59.644	40.006	36.725	42.913	131.9	1:59.644								
2	1	1:53.994	35.326	36.348	42.320	146.9	3:53.638								
3	1	1:53.235	35.575	35.946	41.714	147.9	5:46.873								
4	1	1:52.330	35.090	35.925	41.315	149.1	7:39.203								
5	1	1:51.774	34.914	35.583	41.277	149.9	9:30.977								
6	1	1:52.624	34.954	36.015	41.655	148.7	11:23.601								
7	1	1:53.172	34.996	35.764	42.412	148.0	13:16.773								
8	1	1:51.995	35.200	35.569	<b>41.226</b>	149.6	15:08.768								
9	1	1:52.285	34.816	<b>35.464</b>	42.005	149.2	17:01.053								
10	1	1:52.731	35.143	35.688	41.900	148.6	18:53.784								
11	1	1:52.540	35.100	35.592	41.848	148.8	20:46.324								
12	1	<b>1:51.677</b>	<b>34.806</b>	35.563	41.308	150.0	22:38.001								
13	1	1:52.371	34.931	35.622	41.818	149.1	24:30.372								
14	1	1:52.236	34.841	35.525	41.870	149.2	26:22.608								
<b>33</b>	<b>Monteiros Competições</b> 1. Rui Miritta						Porsche 911 GT3 Cup GD								
1	1	2:02.425	41.688	36.896	43.841	128.9	2:02.425								
2	1	1:55.274	35.990	36.913	42.371	145.3	3:57.699								
3	1	1:54.255	35.904	<b>36.167</b>	42.184	146.6	5:51.954								
4	1	1:55.362	36.113	36.636	42.613	145.2	7:47.316								
5	1	1:54.312	36.182	36.364	<b>41.766</b>	146.5	9:41.628								
6	1	<b>1:53.930</b>	<b>35.467</b>	36.203	42.260	147.0	11:35.558								
7	1	1:56.082	35.945	36.622	43.515	144.3	13:31.640								
8	1	1:57.742	37.083	37.273	43.386	142.3	15:29.382								
9	1	1:57.192	37.133	37.387	42.672	142.9	17:26.574								
10	1	1:57.951	36.626	37.435	43.890	142.0	19:24.525								
11	1	1:56.779	36.859	37.017	42.903	143.4	21:21.304								
12	1	1:54.749	36.121	36.460	42.168	146.0	23:16.053								
13	1	1:57.248	36.434	37.608	43.206	142.9	25:13.301								
<b>66</b>	<b>Miguel Caetano</b> 1. Miguel Caetano 2. João Posser						Porsche 911 GT3 Cup GD								
1	2	2:00.843	40.347	37.064	43.432	130.6	2:00.843								
2	2	1:54.906	36.142	36.416	42.348	145.8	3:55.749								
3	2	1:54.689	36.212	36.716	41.761	146.1	5:50.438								
4	2	1:54.952	36.780	36.275	41.897	145.7	7:45.390								
5	2	1:53.858	35.725	36.634	41.499	147.1	9:39.248								
6	2	1:52.909	35.834	35.958	41.117	148.4	11:32.157								
7	2	<b>1:51.996</b>	<b>35.375</b>	<b>35.533</b>	<b>41.088</b>	149.6	13:24.153								
8	2	1:53.132	35.486	36.368	41.278	148.1	15:17.285								
9	2	1:52.895	35.714	35.757	41.424	148.4	17:10.180								
10	2	1:54.928	35.592	37.519	41.817	145.8	19:05.108								
11	2	1:53.787	35.726	36.263	41.798	147.2	20:58.895								
12	2	1:55.934	36.081	37.397	42.456	144.5	22:54.829								
13	2	1:57.258	36.658	37.004	43.596	142.9	24:52.087								
14	2	2:01.081	37.332	38.055	45.694	138.3	26:53.168								
<b>69</b>	<b>Manuel Gião</b> 1. Manuel Gião						Porsche 911 GT3 Cup PRO/AM+								
1	1	1:54.954	38.063	35.619	41.272	137.3	1:54.954								
2	1	<b>1:50.958</b>	34.711	35.485	<b>40.762</b>	151.0	3:45.912								
3	1	1:51.766	34.968	35.639	41.159	149.9	5:37.678								
4	1	1:51.455	35.123	35.466	40.866	150.3	7:29.133								
5	1	1:52.468	35.654	35.871	40.943	148.9	9:21.601								
6	1	1:51.921	35.370	35.622	40.929	149.7	11:13.522								
7	1	1:51.437	35.239	35.337	40.861	150.3	13:04.959								
8	1	1:51.325	34.951	35.445	40.929	150.5	14:56.284								
9	1	1:52.226	35.140	35.633	41.453	149.3	16:48.510								
10	1	1:51.738	35.021	35.523	41.194	149.9	18:40.248								
11	1	1:51.232	35.125	<b>35.057</b>	41.050	150.6	20:31.480								
12	1	1:51.270	34.792	35.486	40.992	150.5	22:22.750								
13	1	1:51.498	<b>34.660</b>	35.470	41.368	150.2	24:14.248								
14	1	1:52.262	35.182	35.508	41.572	149.2	26:06.510								
<b>83</b>	<b>Alexandre Martins</b> 1. Alexandre Martins 2. Francisco Cruz						Porsche 911 GT3 Cup AM								



## GT3 Ibérica

### 4 Hours of Portimao

### Race 2

## Sector Analysis

— Invalidated Lap

■ Personal Best

■ Session Best

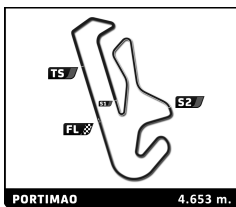
B Crossing the pit lane

Lap	D	Time	Sector 1	Sector 2	Sector 3	Kph	Elapsed	Lap	D	Time	Sector 1	Sector 2	Sector 3	Kph	Elapsed							
1	2	1:55.391	38.454	35.860	41.077	136.8	1:55.391	9	1	1:50.598	34.459	35.214	40.925	151.5	16:36.586							
2	2	1:51.726	34.949	35.554	41.223	149.9	3:47.117	10	1	1:50.813	34.292	35.208	41.313	151.2	18:27.399							
3	2	1:51.957	34.963	35.766	41.228	149.6	5:39.074	11	1	1:50.772	34.158	35.305	41.309	151.2	20:18.171							
4	2	1:52.459	35.392	35.855	41.212	149.0	7:31.533	12	1	1:50.622	34.328	35.340	40.954	151.4	22:08.793							
5	2	1:51.813	35.089	35.474	41.250	149.8	9:23.346	13	1	1:51.127	34.421	34.995	41.711	150.7	23:59.920							
6	2	<b>1:51.076</b>	<b>34.766</b>	35.515	<b>40.795</b>	150.8	11:14.422	14	1	1:51.527	34.651	35.583	41.293	150.2	25:51.447							
7	2	1:51.419	34.876	35.511	41.032	150.3	13:05.841	<b>99 Veloso Motorsport</b> Porsche 911 GT3 Cup PRO/AM+														
8	2	1:51.306	34.835	35.443	41.028	150.5	14:57.147	1.Carlos Vieira														
9	2	1:51.955	34.796	35.672	41.487	149.6	16:49.102	1	1	1:52.868	36.785	35.551	40.532	139.8	1:52.868							
10	2	1:51.424	34.961	35.592	40.871	150.3	18:40.526	2	1	1:49.065	34.225	34.624	40.216	153.6	3:41.933							
11	2	1:51.704	35.142	35.446	41.116	150.0	20:32.230	3	1	1:49.263	34.336	34.874	40.053	153.3	5:31.196							
12	2	1:51.311	34.854	35.512	40.945	150.5	22:23.541	4	1	<b>1:48.758</b>	34.131	<b>34.491</b>	40.136	154.0	7:19.954							
13	2	1:53.229	35.249	<b>35.168</b>	42.812	147.9	24:16.770	5	1	1:48.860	34.140	34.569	40.151	153.9	9:08.814							
14	2	1:53.264	35.520	36.130	41.614	147.9	26:10.034	6	1	1:49.191	34.476	34.569	40.146	153.4	10:58.005							
<b>88 Araújo Competição</b> Porsche 911 GT3 Cup AM								<b>99 Veloso Motorsport</b> Porsche 911 GT3 Cup PRO/AM+														
1. Afonso Vaz								1.Carlos Vieira														
2. Kaetanen								PRO/AM+														
1	2	1:58.029	39.610	36.391	42.028	133.7	1:58.029	7	1	1:49.310	<b>34.129</b>	35.146	<b>40.035</b>	153.2	12:47.315							
2	2	<b>1:52.593</b>	<b>35.289</b>	35.834	41.470	148.8	3:50.622	8	1	1:50.847	35.202	35.147	40.498	151.1	14:38.162							
3	2	1:53.244	35.817	36.046	<b>41.381</b>	147.9	5:43.866	9	1	1:49.718	34.544	35.084	40.090	152.7	16:27.880							
4	2	1:52.787	35.494	35.873	41.420	148.5	7:36.653	10	1	1:49.809	34.501	35.155	40.153	152.5	18:17.689							
5	2	1:53.056	35.582	<b>35.815</b>	41.659	148.2	9:29.709	11	1	1:49.912	34.266	35.336	40.310	152.4	20:07.601							
6	2	1:52.924	35.387	35.927	41.610	148.3	11:22.633	12	1	1:49.303	34.268	34.769	40.266	153.3	21:56.904							
7	2	1:54.290	35.396	36.059	42.835	146.6	13:16.923	13	1	1:50.390	34.334	35.700	40.356	151.7	23:47.294							
8	2	1:53.676	35.833	36.266	41.577	147.4	15:10.599	14	1	1:50.403	34.234	35.107	41.062	151.7	25:37.697							
9	2	1:53.374	35.751	36.080	41.543	147.7	17:03.973	<b>101 P21Motorsport</b> Porsche 911 GT3 Cup (991) S/C														
10	2	1:52.860	35.428	35.869	41.563	148.4	18:56.833	1.Leandro Martins														
11	2	1:53.848	35.676	36.266	41.906	147.1	20:50.681	1	1	2:14.061	39.148	36.953	57.960	117.7	2:14.061							
12	2	1:53.580	35.837	36.099	41.644	147.5	22:44.261	2	1	1:56.706	36.261	37.406	43.039	143.5	4:10.767							
13	2	1:54.502	35.673	36.821	42.008	146.3	24:38.763	3	1	1:56.589	36.527	37.292	42.770	143.7	6:07.356							
14	2	1:54.235	36.050	36.413	41.772	146.6	26:32.998	4	1	1:55.135	36.205	36.561	42.369	145.5	8:02.491							
<b>92 Monteiros Competições</b> Porsche 911 GT3 Cup AM								5								1	1:55.270	35.984	36.686	42.600	145.3	9:57.761
1.Rui Sousa								6								1	1:54.206	35.497	36.661	42.048	146.7	11:51.967
1	1	2:13.219	44.870	40.306	48.043	118.5	2:13.219	7	1	1:54.215	35.709	36.550	41.956	146.7	13:46.182							
2	1	2:07.785	39.793	40.311	47.681	131.1	4:21.004	8	1	1:55.341	36.227	36.680	42.434	145.2	15:41.523							
3	1	2:07.371	40.600	39.775	46.996	131.5	6:28.375	9	1	1:54.270	35.499	36.211	42.560	146.6	17:35.793							
4	1	2:06.228	40.115	<b>39.213</b>	46.900	132.7	8:34.603	10	1	1:53.946	35.748	36.278	<b>41.920</b>	147.0	19:29.739							
5	1	2:06.784	39.420	40.765	46.599	132.1	10:41.387	11	1	<b>1:53.717</b>	<b>35.449</b>	<b>36.063</b>	42.205	147.3	21:23.456							
6	1	<b>2:03.273</b>	<b>38.120</b>	39.670	<b>45.483</b>	135.9	12:44.660	12	1	1:53.852	35.672	36.205	41.975	147.1	23:17.308							
7	1	2:16.930	41.011	40.063	55.856	122.3	15:01.590	13	1	1:54.935	35.595	36.740	42.600	145.7	25:12.243							
8	1	9:20.312	7:20.505	52.396	1:07.411	29.9	24:21.902	14	1	1:56.585	36.173	36.969	43.443	143.7	27:08.828							
<b>97 Lob Motorsport</b> Porsche 911 GT3 Cup PRO/AM+								<b>102 P21Motorsport</b> Porsche 911 GT3 Cup (991) S/C														
1.Vasco Barros								1.Nuno Mousinho														
								2.Luis Herrera														
1	1	1:53.600	36.888	35.741	40.971	138.9	1:53.600	1	1	2:05.628	42.331	38.595	44.702	125.6	2:05.628							
2	1	1:50.275	34.418	35.000	40.857	151.9	3:43.875	2	1	1:58.010	36.677	37.514	43.819	141.9	4:03.638							
3	1	1:49.936	34.136	34.974	40.826	152.4	5:33.811	3	1	<b>1:56.552</b>	<b>35.946</b>	37.274	43.332	143.7	6:00.190							
4	1	1:50.397	34.512	35.069	40.816	151.7	7:24.208	4	1	1:57.005	36.182	37.320	43.503	143.2	7:57.195							
5	1	<b>1:49.690</b>	34.063	<b>34.953</b>	<b>40.674</b>	152.7	9:13.898	5	1	1:58.534	36.628	37.242	44.664	141.3	9:55.729							
6	1	1:49.834	34.106	34.962	40.766	152.5	11:03.732	6	1	1:58.368	36.541	38.435	43.392	141.5	11:54.097							
7	1	1:51.132	<b>34.056</b>	34.985	42.091	150.7	12:54.864	7	1	1:57.456	36.446	37.490	43.520	142.6	13:51.553							
8	1	1:51.124	34.774	35.334	41.016	150.7	14:45.988	8	1	1:59.906	36.526	39.019	44.361	139.7	15:51.459							
								9								1	1:57.272	36.657	<b>37.214</b>	43.401	142.8	17:48.731
								10								1	1:57.559	36.880	37.335	43.344	142.5	19:46.290

Afixado às  
\_\_\_\_\_



Doc. N.º  
\_\_\_\_\_



## GT3 Ibérica 4 Hours of Portimao Race 2

### Sector Analysis

— Invalidated Lap    ■ Personal Best    ■ Session Best    B Crossing the pit lane

Lap	D	Time	Sector 1	Sector 2	Sector 3	Kph	Elapsed	Lap	D	Time	Sector 1	Sector 2	Sector 3	Kph	Elapsed
11	1	1:57.119	36.659	37.422	<b>43.038</b>	143.0	21:43.409								
12	1	1:57.360	36.756	37.424	43.180	142.7	23:40.769								
13	1	1:59.247	36.592	37.892	44.763	140.5	25:40.016								

**123** **Jorge Brioso** Porsche 911 GT3 Cup (991)  
1. Jorge Brioso S/C

1	1	2:04.300	42.389	37.783	44.128	127.0	2:04.300
2	1	1:54.927	35.748	36.500	42.679	145.8	3:59.227
3	1	<b>1:53.932</b>	<b>35.499</b>	36.445	<b>41.988</b>	147.0	5:53.159
4	1	1:55.116	35.693	36.539	42.884	145.5	7:48.275
5	1	1:54.168	35.581	36.581	42.006	146.7	9:42.443
6	1	1:54.158	35.621	36.165	42.372	146.7	11:36.601
7	1	1:55.142	36.155	36.103	42.884	145.5	13:31.743
8	1	1:54.020	35.833	<b>35.806</b>	42.381	146.9	15:25.763
9	1	1:54.586	35.946	36.335	42.305	146.2	17:20.349
10	1	1:55.437	36.130	36.581	42.726	145.1	19:15.786
11	1	1:55.523	35.996	36.869	42.658	145.0	21:11.309
12	1	1:55.050	35.973	36.495	42.582	145.6	23:06.359
13	1	1:56.074	36.025	37.206	42.843	144.3	25:02.433
14	1	1:57.707	36.014	37.300	44.393	142.3	27:00.140

**991** **Mário Silva** Porsche 911 GT3 Cup (991)  
1. Mário Silva S/C

1	1	2:02.008	41.109	36.782	44.117	129.4	2:02.008
2	1	1:54.430	35.823	36.321	42.286	146.4	3:56.438
3	1	1:54.878	35.749	37.039	42.090	145.8	5:51.316
4	1	1:55.594	36.287	36.751	42.556	144.9	7:46.910
5	1	1:53.168	35.524	35.904	41.740	148.0	9:40.078
6	1	1:53.283	35.546	35.883	41.854	147.9	11:33.361
7	1	1:52.471	35.532	35.720	<b>41.219</b>	148.9	13:25.832
8	1	1:52.550	35.404	35.694	41.452	148.8	15:18.382
9	1	1:52.458	35.601	35.621	41.236	149.0	17:10.840
10	1	1:53.540	35.131	36.480	41.929	147.5	19:04.380
11	1	1:51.985	<b>34.792</b>	35.609	41.584	149.6	20:56.365
12	1	1:52.345	35.291	35.807	41.247	149.1	22:48.710
13	1	1:53.440	35.337	36.329	41.774	147.7	24:42.150
14	1	<b>1:51.673</b>	35.103	<b>35.328</b>	41.242	150.0	26:33.823