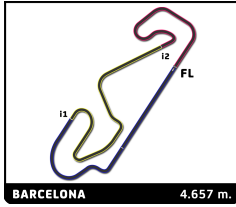


## European Le Mans Series 4 Hours of Barcelona Free Practice 1

### Sector Analysis

Lap under Red Flag														Invalidated Lap	Personal Best	Session Best	B Crossing the pit lane															
Lap	D	Time	Sector 1	Sector 2	Sector 3	T. Spd	Elapsed	Lap	D	Time	Sector 1	Sector 2	Sector 3	T. Spd	Elapsed																	
14	1	1:42.637	30.816	41.375	30.446	255.9	48:31.603	27	2	1:44.129	30.803	42.179	31.147	254.1	53:33.493																	
15	1	1:41.585	30.542	40.890	30.153	255.3	50:13.188	28	2	1:43.432	30.746	41.874	30.812	255.9	55:16.925																	
16	1	<del>1:41.659</del>	30.157	40.976	<del>30.526</del>	257.1	51:54.847	29	2	1:42.486	30.880	41.261	30.345	259.0	56:59.411																	
17	1	1:42.210	30.558	41.228	30.424	255.3	53:37.057	30	2	1:42.709	30.489	41.445	30.775	257.1	58:42.120																	
18	1	1:49.885	30.554	41.106	38.225	257.8	55:26.942	31	2	1:43.050	30.641	41.887	30.522	259.6	1:00:25.170																	
19	1	1:48.383 <b>B</b>	30.782	41.373	36.228	258.4	57:15.325	32	2	<del>1:43.541</del>	30.767	<del>42.138</del>	30.636	255.9	1:02:08.711																	
20	3	3:26.971	2:14.233	41.600	31.138	173.6	1:00:42.296	33	2	1:42.883	30.764	41.289	30.830	254.1	1:03:51.594																	
21	3	<del>1:42.356</del>	30.746	40.772	<del>30.938</del>	253.5	1:02:24.652	34	2	1:42.364	30.649	41.153	30.562	257.8	1:05:33.958																	
22	3	<del>1:44.266</del>	32.841	41.010	<del>30.415</del>	256.5	1:04:08.918	35	2	1:49.851 <b>B</b>	30.688	41.467	37.696	258.4	1:07:23.809																	
23	3	1:45.055	31.291	42.505	31.259	257.1	1:05:53.973	36	1	5:09.009	3:52.247	44.613	32.149	158.1	1:12:32.818																	
24	3	1:41.634	30.670	40.777	30.187	257.8	1:07:35.607	37	1	1:55.902 <b>B</b>	33.263	43.009	39.630	254.1	1:14:28.720																	
25	3	1:41.047	30.264	40.640	30.143	255.3	1:09:16.654	38	1	5:06.965	3:48.545	46.146	32.274	145.7	1:19:35.685																	
26	3	1:43.758	30.572	42.516	30.670	257.8	1:11:00.412	39	1	1:50.039 <b>B</b>	33.418	41.921	34.700	252.3	1:21:25.724																	
27	3	1:41.764	30.292	41.372	30.100	259.0	1:12:42.176	40	1	<del>5:02.086</del>	3:50.461	41.119	<del>30.506</del>	146.5	1:26:27.810																	
28	3	1:48.348 <b>B</b>	30.338	41.395	36.615	255.9	1:14:30.524	41	1	<del>1:42.020</del>	30.029	<del>41.754</del>	<del>30.237</del>	257.1	1:28:09.830																	
<b>7</b> Nielsen Racing 1. Anthony WELLS 2. Ryan HARPER-ELLAM Ligier JS P320 - Nissan LMP3								42								1	1:39.458	29.871	40.054	29.533	258.4	1:29:49.288										
1 2 2:16.317								43								1	1:45.195 <b>B</b>	29.779	41.220	34.196	259.0	1:31:34.483										
2 2 1:43.494								<b>10</b> Eurointernational 1. Nick MOSS 2. Glenn VAN BERLO Ligier JS P320 - Nissan LMP3								1 2 <del>1:51.490</del>								...	42.667	<del>29.557</del>	142.3	11:51.490				
3 2 1:55.690 <b>B</b>								2 2 1:45.406								2 2 1:45.406								29.409	42.064	33.933	258.4	13:36.896				
4 1 3:51.500								3 2 1:37.926								3 2 1:37.926								29.399	39.832	28.695	260.9	15:14.822				
5 1 1:41.684								4 2 1:36.852								4 2 1:36.852								29.041	<b>38.976</b>	<del>29.935</del>	260.9	16:51.674				
6 1 1:53.644 <b>B</b>								5 2 1:38.248								5 2 1:38.248								<del>29.937</del>	40.179	29.132	264.1	18:29.922				
1 1 3:21.079								6 2 1:37.310								6 2 1:37.310								29.001	39.723	28.586	263.4	20:07.232				
2 1 1:38.573								7 2 1:36.831								7 2 1:36.831								29.085	39.226	<b>28.520</b>	262.1	21:44.063				
3 1 <del>1:36.431</del>								8 2 1:36.742								8 2 1:36.742								<b>28.947</b>	39.229	<del>29.566</del>	262.1	23:20.805				
4 1 1:35.509								9 2 1:44.824 <b>B</b>								9 2 1:44.824 <b>B</b>								29.404	40.283	35.137	263.4	25:05.629				
5 1 1:37.977								10 1 19:28.358								10 1 19:28.358								...	41.578	32.297	177.0	44:33.987				
6 1 1:39.317								11 1 1:42.210								11 1 1:42.210								30.455	41.286	30.469	255.9	46:16.197				
7 1 1:39.644								12 1 1:44.951								12 1 1:44.951								32.328	41.619	<del>31.004</del>	257.8	48:01.148				
8 1 1:46.778 <b>B</b>								13 1 1:43.316								13 1 1:43.316								30.498	41.676	31.142	258.4	49:44.464				
9 3 4:28.625								14 1 1:41.597								14 1 1:41.597								30.440	40.920	30.237	256.5	51:26.061				
10 3 1:43.231								15 1 1:46.141								15 1 1:46.141								30.627	42.327	33.187	257.1	53:12.202				
11 3 1:42.582								16 1 1:44.302								16 1 1:44.302								30.561	<del>41.204</del>	32.537	255.9	54:56.504				
12 3 1:42.723								17 1 1:49.596 <b>B</b>								17 1 1:49.596 <b>B</b>								30.909	42.507	36.180	258.4	56:46.100				
13 3 1:43.215								18 1 14:26.407								18 1 14:26.407								...	42.177	32.239	175.6	1:11:12.507				
14 3 1:42.378								19 1 1:43.803								19 1 1:43.803								30.741	41.457	31.605	254.7	1:12:56.310				
15 3 1:58.857								20 1 1:41.838								20 1 1:41.838								30.544	40.783	<del>30.511</del>	256.5	1:14:38.148				
16 3 1:42.451								21 1 1:42.262								21 1 1:42.262								30.540	41.127	30.595	257.1	1:16:20.410				
17 3 1:42.177								22 1 1:41.940								22 1 1:41.940								30.595	40.898	30.447	255.3	1:18:02.350				
18 3 1:42.760								23 1 1:42.219								23 1 1:42.219								30.419	40.956	30.844	256.5	1:19:44.569				
19 3 1:41.912								24 1 1:41.852								24 1 1:41.852								30.340	40.943	30.569	257.1	1:21:26.421				
20 3 1:42.769								25 1 1:47.456 <b>B</b>								25 1 1:47.456 <b>B</b>								30.804	41.206	35.446	257.1	1:23:13.877				
21 3 1:54.433 <b>B</b>								<b>11</b> Eurointernational 1. Matthew Richard BELL 2. Adam ALI Ligier JS P320 - Nissan LMP3								1 2 4:56.054								3:40.196	45.069	30.789	155.2	4:56.054				
22 2 4:30.806								1 2 4:56.054								2 2 1:42.184								30.739	42.340	<del>29.105</del>	252.3	6:38.238				
23 2 1:44.489								2 2 1:42.184								3 2 1:38.116								<del>29.599</del>	39.865	<del>28.652</del>	259.6	8:16.354				
24 2 1:43.271								3 2 1:38.116								4 2 1:39.180								<del>29.393</del>	<del>40.809</del>	<b>28.978</b>	259.6	9:55.534				
25 2 1:43.308								4 2 1:39.180								5 2 1:38.567								29.607	39.826	<del>29.134</del>	262.1	11:34.101				
26 2 1:44.069								5 2 1:38.567																								





## European Le Mans Series

### 4 Hours of Barcelona

#### Free Practice 1

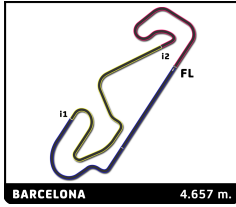
### Sector Analysis

Lap under Red Flag												Invalidated Lap	Personal Best	Session Best	B Crossing the pit lane	
Lap	D	Time	Sector 1	Sector 2	Sector 3	T. Spd	Elapsed	Lap	D	Time	Sector 1	Sector 2	Sector 3	T. Spd	Elapsed	
6	2	<del>1:38.900</del>	<del>29.901</del>	<b>39.779</b>	<del>29.220</del>	262.1	13:13.001	24	2	1:40.838	30.760	40.385	29.693	260.9	45:15.505	
7	2	1:44.163	<b>B</b>	29.796	40.087	34.280	262.1	25	2	1:41.429	30.381	40.776	30.272	263.4	46:56.934	
8	2	6:01.223	<b>B</b>	4:45.486	41.159	34.578	175.6	26	2	1:41.820	30.305	40.889	30.626	262.1	48:38.754	
9	2	7:16.538	6:05.480	41.102	29.956	173.6	28:14.925	27	2	1:39.397	29.806	39.994	29.597	259.0	50:18.151	
10	2	1:40.099	30.026	40.431	29.642	257.1	29:55.024	28	2	1:40.102	29.734	40.806	29.562	260.2	51:58.253	
11	2	1:39.248	29.675	39.795	29.778	259.0	31:34.272	29	2	1:40.247	29.831	40.577	29.839	259.6	53:38.500	
12	2	1:41.002	30.223	41.145	29.634	257.8	33:15.274	30	2	1:41.681	29.825	40.719	31.137	262.8	55:20.181	
13	2	1:38.923	29.714	39.988	29.221	258.4	34:54.197	31	2	1:40.399	29.944	40.764	29.691	260.9	57:00.580	
14	2	<b>1:38.504</b>	<b>29.535</b>	39.861	29.108	260.2	36:32.701	32	2	1:40.610	29.778	41.104	29.728	260.9	58:41.190	
15	2	1:46.018	<b>B</b>	29.768	41.751	34.499	260.2	33	2	1:39.715	29.708	40.142	29.865	261.5	1:00:20.905	
16	2	8:22.269	7:11.778	40.726	29.765	173.9	46:40.988	34	2	1:46.316	<b>B</b>	29.827	40.382	36.107	259.6	1:02:07.221
17	2	1:39.682	29.883	40.231	29.568	259.0	48:20.670	35	1	4:30.569	3:11.635	47.517	31.417	157.4	1:06:37.790	
18	2	1:39.316	30.051	39.954	29.311	257.8	49:59.986	36	1	1:49.764	31.175	42.450	36.139	257.1	1:08:27.554	
19	2	<del>1:39.111</del>	29.652	<del>40.031</del>	29.428	258.4	51:39.097	37	1	2:01.230	<b>B</b>	38.486	43.767	38.977	221.3	1:10:28.784
20	2	1:43.787	<b>B</b>	30.050	40.037	33.700	256.5	38	1	4:55.372	3:40.338	43.091	31.943	175.3	1:15:24.156	
21	2	5:45.760	<b>B</b>	4:29.914	41.061	34.785	173.4	39	1	1:44.548	31.421	41.914	31.213	255.3	1:17:08.704	
22	2	12:21.717	<b>B</b>	...	41.563	35.094	169.8	40	1	1:44.308	31.090	42.085	31.133	255.9	1:18:53.012	
23	1	4:05.218	2:54.141	41.141	29.936	169.0	1:15:35.579	41	1	1:44.031	30.866	41.906	31.259	255.3	1:20:37.043	
24	1	<del>1:41.090</del>	30.188	40.413	<del>30.479</del>	257.8	1:17:16.659	42	1	1:45.795	30.755	43.301	31.739	255.3	1:22:22.838	
25	1	<del>1:39.509</del>	30.093	40.014	<del>29.402</del>	254.7	1:18:56.168	43	1	1:45.056	31.248	41.708	32.100	257.1	1:24:07.894	
26	1	<del>1:41.381</del>	30.225	<del>41.166</del>	29.990	260.2	1:20:37.549	44	1	1:44.855	31.387	42.253	31.215	255.9	1:25:52.749	
27	1	1:42.169	30.633	41.698	29.838	258.4	1:22:19.718	45	1	1:44.074	31.056	42.174	30.844	255.3	1:27:36.823	
28	1	1:39.910	29.757	40.293	29.860	256.5	1:23:59.628	46	1	1:43.860	30.746	41.834	31.280	255.9	1:29:20.683	
29	1	1:41.518	30.367	41.349	29.802	257.1	1:25:41.146	47	1	1:43.739	30.848	42.215	30.676	255.9	1:31:04.422	
30	1	1:40.960	30.595	40.433	29.932	255.3	1:27:22.106	<b>15 RLR MSport</b> Ligier JS P320 - Nissan 1.Horst FELBERMAYR 3.Mateusz KAPRZYK LMP3 2.Gael JULIEN								
31	1	<del>1:40.394</del>	30.348	<del>40.156</del>	29.890	257.1	1:29:02.500									
32	1	1:47.085	<b>B</b>	30.400	41.077	35.608	256.5	1:30:49.585								
<b>13 Inter Europol Competition</b> Ligier JS P320 - Nissan 1.Miguel CRISTÓVÃO 3.Wyatt BRICHACEK LMP3 2.Kai ASKEY																
1	3	2:21.648	1:06.406	44.357	30.885	129.0	2:21.648	<b>15 RLR MSport</b> Ligier JS P320 - Nissan 1.Horst FELBERMAYR 3.Mateusz KAPRZYK LMP3 2.Gael JULIEN								
2	3	1:43.090	30.501	41.518	31.071	253.5	4:04.738									
3	3	1:45.876	32.523	43.357	29.996	258.4	5:50.614	<b>16 Proton Competition</b> Porsche 911 RSR - 19 1.Ryan HARDWICK 3.Alessio PICARIELLO LMGTE 2.Zacharie ROBICHON								
4	3	<b>1:36.330</b>	28.802	39.100	28.428	260.9	7:26.944									
5	3	<del>1:35.809</del>	<b>28.675</b>	<del>38.726</del>	<b>28.408</b>	261.5	9:02.753	1	3	6:22.043	5:05.510	44.823	31.710	167.7	6:22.043	
6	3	1:37.112	28.804	<b>39.023</b>	29.285	263.4	10:39.865	2	3	1:43.857	31.565	41.887	30.405	252.3	8:05.900	
7	3	1:49.081	29.241	44.732	35.108	262.8	12:28.946	3	3	1:41.917	30.929	41.146	29.842	254.1	9:47.817	
8	3	1:39.644	29.347	40.621	29.676	261.5	14:08.590	4	3	1:41.952	30.663	41.001	30.288	255.3	11:29.769	
9	3	1:44.140	<b>B</b>	29.141	39.989	35.010	261.5	15:52.730	5	3	1:42.952	31.209	41.559	30.184	255.3	13:12.721
10	2	5:20.170	4:09.022	40.871	30.277	150.6	21:12.900	6	3	1:50.586	<b>B</b>	31.207	42.460	36.919	254.7	15:03.307
11	2	1:39.735	30.301	40.072	29.362	259.6	22:52.635	7	3	2:43.676	1:28.756	44.202	30.718	170.3	17:46.983	
12	2	1:40.695	30.213	40.371	30.111	260.9	24:33.330	8	3	1:41.909	31.004	40.950	29.955	254.1	19:28.892	
13	2	1:41.356	30.318	41.447	29.591	258.4	26:14.686	9	3	<b>1:40.722</b>	<b>30.476</b>	<b>40.648</b>	<b>29.598</b>	254.7	21:09.614	
14	2	1:39.398	29.913	39.964	29.521	259.6	27:54.084	10	3	1:41.800	30.550	40.883	30.367	254.7	22:51.414	
15	2	1:39.176	29.641	39.969	29.566	259.0	29:33.260	11	3	1:41.834	30.613	41.099	30.122	254.1	24:33.248	
16	2	1:39.299	29.721	39.808	29.770	259.6	31:12.559	12	3	1:42.949	31.188	41.352	30.409	254.7	26:16.197	
17	2	1:39.061	29.774	39.879	29.408	260.2	32:51.620									
18	2	1:39.579	29.940	40.080	29.559	260.9	34:31.199									
19	2	1:40.081	29.877	40.128	30.076	259.6	36:11.280									
20	2	1:39.779	29.997	40.198	29.584	261.5	37:51.059									
21	2	1:38.947	29.721	39.815	29.411	260.2	39:30.006									
22	2	2:23.622	30.774	1:17.674	35.174	260.9	41:53.628									
23	2	1:41.039	30.118	40.966	29.955	260.2	43:34.667									









## European Le Mans Series 4 Hours of Barcelona Free Practice 1

### Sector Analysis

								Lap under Red Flag		Invalidated Lap		Personal Best		Session Best		B Crossing the pit lane		
Lap	D	Time	Sector 1	Sector 2	Sector 3	T. Spd	Elapsed	Lap	D	Time	Sector 1	Sector 2	Sector 3	T. Spd	Elapsed			
28	1	1:42.220	29.550	40.600	32.070	270.7	1:10:10.777	38	2	<del>1:38.382</del>	29.039	<del>39.349</del>	30.033	276.9	1:22:41.896			
29	1	1:41.211	30.306	40.783	30.122	271.4	1:11:51.988	39	2	1:44.761 <b>B</b>	28.960	40.345	35.456	274.8	1:24:26.657			
30	1	1:39.644	29.569	40.036	30.039	272.7	1:13:31.632	<div style="border: 1px solid black; padding: 5px;"> <b>23</b> <b>United Autosports USA</b> <span style="float: right;">Oreca 07 - Gibson</span>                      1. James MCGUIRE <span style="float: right;">3. Paul DI RESTA</span>                      2. Guy SMITH <span style="float: right;">LMP2 Pro/Am</span> </div>										
31	1	1:42.416	31.266	40.705	30.445	273.4	1:15:14.048											
32	1	1:40.948	29.870	40.628	30.450	273.4	1:16:54.996											
33	1	1:39.921	29.492	40.505	29.924	270.0	1:18:34.917											
34	1	1:42.182	29.607	40.904	31.671	272.0	1:20:17.099											
35	1	1:41.739	30.283	40.987	30.469	264.7	1:21:58.838											
36	1	1:40.100	29.609	40.500	29.991	272.0	1:23:38.938											
37	1	1:40.193	29.443	40.386	30.364	272.0	1:25:19.131											
38	1	1:41.050	29.358	40.326	31.366	270.7	1:27:00.181											
39	1	1:41.374	30.223	41.151	30.000	270.7	1:28:41.555											
40	1	1:40.245	30.036	40.361	29.848	270.0	1:30:21.800											
<div style="border: 1px solid black; padding: 5px;"> <b>22</b> <b>United Autosports USA</b> <span style="float: right;">Oreca 07 - Gibson</span>                      1. Marino SATO <span style="float: right;">3. Oliver JARVIS</span>                      2. Philip HANSON <span style="float: right;">LMP2</span> </div>																		
1	2	2:05.423	50.213	43.705	31.505	126.3	2:05.423											
2	2	1:39.410	29.439	39.369	30.602	274.1	3:44.833											
3	2	1:38.237	29.503	38.456	30.278	276.9	5:23.070											
4	2	<del>1:31.272</del>	27.460	<b>37.090</b>	<del>26.722</del>	277.6	6:54.342											
5	2	<del>1:36.628</del>	<b>27.039</b>	<del>37.078</del>	32.511	279.8	8:30.970											
6	2	<del>1:31.028</del>	27.350	<del>36.856</del>	<del>26.822</del>	281.2	10:01.998											
7	2	<del>1:40.063</del> <b>B</b>	<del>27.144</del>	38.667	34.252	280.5	11:42.061											
8	3	12:35.769	...	39.005	29.064	187.8	24:17.830											
9	3	1:36.888	28.422	39.083	29.383	276.9	25:54.718											
10	3	1:36.118	28.447	38.801	28.870	274.8	27:30.836											
11	3	1:34.914	28.004	38.115	28.795	276.9	29:05.750											
12	3	1:35.843	29.010	38.665	28.168	278.4	30:41.593											
13	3	1:35.563	28.028	38.090	29.445	278.4	32:17.156											
14	3	1:33.940	28.267	37.943	<b>27.730</b>	277.6	33:51.096											
15	3	1:38.568 <b>B</b>	28.192	38.236	32.140	277.6	35:29.664											
16	3	4:00.569	2:53.725	38.326	28.518	189.5	39:30.233											
17	3	2:22.137	28.346	1:17.264	36.527	276.2	41:52.370											
18	3	1:36.487	28.814	38.804	28.869	277.6	43:28.857											
19	3	1:40.501 <b>B</b>	27.997	39.043	33.461	276.2	45:09.358											
20	3	3:53.976	2:25.715	49.462	38.799	190.1	49:03.334											
21	3	<b>1:33.579</b>	27.787	37.992	27.800	276.2	50:36.913											
22	3	1:36.612	28.565	38.886	29.161	279.1	52:13.525											
23	3	<del>1:40.563</del> <b>B</b>	28.522	<del>38.730</del>	33.311	279.1	53:54.088											
24	1	4:24.925	3:17.504	38.923	28.498	188.8	58:19.013											
25	1	1:37.933	28.339	39.631	29.963	276.9	59:56.946											
26	1	1:34.649	27.975	38.158	28.516	277.6	1:01:31.595											
27	1	1:34.109	27.964	38.184	27.961	273.4	1:03:05.704											
28	1	1:36.271	27.653	38.637	29.981	277.6	1:04:41.975											
29	1	<del>1:34.961</del>	28.370	<del>38.428</del>	28.163	275.5	1:06:16.936											
30	1	1:34.535	28.042	38.224	28.269	277.6	1:07:51.471											
31	1	1:34.280	28.048	38.226	28.006	279.8	1:09:25.751											
32	1	1:34.636	27.833	38.363	28.440	278.4	1:11:00.387											
33	1	1:36.434	27.948	39.048	29.438	276.9	1:12:36.821											
34	1	1:36.258	28.528	38.959	28.771	278.4	1:14:13.079											
35	1	1:39.414 <b>B</b>	28.404	38.835	32.175	277.6	1:15:52.493											
36	2	3:34.845	2:26.036	39.807	29.002	189.5	1:19:27.338											
37	2	<del>1:36.176</del>	28.513	<del>38.985</del>	28.678	275.5	1:21:03.514											
								<div style="border: 1px solid black; padding: 5px;"> <b>24</b> <b>Nielsen Racing</b> <span style="float: right;">Oreca 07 - Gibson</span>                      1. Rodrigo SALES <span style="float: right;">3. Mathias BECHE</span>                      2. Ben HANLEY <span style="float: right;">LMP2 Pro/Am</span> </div>										
1	1	3:21.137	2:01.778	46.670	32.689	163.6	3:21.137											
2	1	1:42.604	32.393	40.364	29.847	228.3	5:03.741											
3	1	1:36.573	28.704	39.132	28.737	273.4	6:40.314											
4	1	1:36.960	28.662	39.123	29.175	276.2	8:17.274											





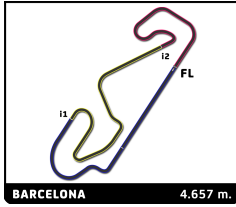












## European Le Mans Series 4 Hours of Barcelona Free Practice 1

### Sector Analysis

Lap under Red Flag							Invalidated Lap		Personal Best		Session Best		B Crossing the pit lane		
Lap	D	Time	Sector 1	Sector 2	Sector 3	T. Spd	Elapsed	Lap	D	Time	Sector 1	Sector 2	Sector 3	T. Spd	Elapsed
38	3	1:44.440	31.403	41.906	31.131	254.7	1:11:40.865	41	3	1:47.204	31.363	42.422	33.419	251.2	1:20:41.602
39	3	1:46.029	33.059	41.994	30.976	253.5	1:13:26.894	42	3	1:45.462	31.188	41.395	32.879	251.7	1:22:27.064
40	3	1:44.300	31.282	41.841	31.177	252.9	1:15:11.194	43	3	1:42.624	30.890	41.164	30.570	253.5	1:24:09.688
41	3	1:45.236	31.335	42.102	31.799	251.7	1:16:56.430	44	3	1:49.862	31.360	45.669	32.833	254.1	1:25:59.550
42	3	1:44.842	31.583	41.959	31.300	251.7	1:18:41.272	45	3	1:43.402	31.010	41.161	31.231	252.3	1:27:42.952
43	3	1:45.109	31.531	42.160	31.418	252.3	1:20:26.381	46	3	1:43.126	31.111	41.427	30.588	252.9	1:29:26.078
44	3	1:45.389	31.737	42.241	31.411	252.9	1:22:11.770	47	3	1:42.376	31.065	41.054	30.257	251.2	1:31:08.454
45	3	1:45.782	31.460	42.051	32.271	252.9	1:23:57.552	<b>55 Spirit of Race</b> 1.Duncan CAMERON 3.Matthew GRIFFIN 2.David PEREL Ferrari 488 GTE Evo LMGTE							
46	3	1:51.104	31.736	42.527	36.841	250.6	1:25:48.656								
47	3	3:18.021	1:43.842	50.607	43.572	120.1	1:29:06.677								
<b>51 AF Corse</b> 1.Kriton LENTOUDIS 3.Ulysse DE PAUW 2.Rui AGUAS Ferrari 488 GTE Evo LMGTE							1 3 2:00.219 43.936 44.273 32.010 140.4 2:00.219 2 3 1:44.653 31.804 41.929 30.920 253.5 3:44.872 3 3 1:44.510 31.406 41.538 31.566 257.8 5:29.382 4 3 1:42.520 30.640 41.716 30.164 259.6 7:11.902 5 3 1:40.571 30.511 40.346 29.714 257.1 8:52.473 6 3 1:41.782 30.787 41.070 29.925 256.5 10:34.255 7 3 1:41.580 30.684 40.759 30.137 256.5 12:15.835 8 3 1:42.977 31.128 41.279 30.570 257.1 13:58.812 9 3 1:41.396 30.665 40.671 30.060 256.5 15:40.208 10 3 1:41.127 30.614 40.624 29.889 255.9 17:21.335 11 3 1:41.207 30.579 40.662 29.966 256.5 19:02.542 12 3 1:41.898 30.617 41.100 30.181 257.8 20:44.440 13 3 1:42.050 30.594 41.045 30.411 257.1 22:26.490 14 3 1:41.862 30.737 40.886 30.239 255.9 24:08.352 15 3 1:41.906 30.661 40.933 30.312 255.9 25:50.258 16 3 1:42.504 30.842 41.297 30.365 255.3 27:32.762 17 3 1:42.301 30.910 41.123 30.268 254.7 29:15.063 18 3 1:45.057 30.950 42.979 31.128 255.9 31:00.120 19 3 1:44.969 31.776 42.558 30.635 254.7 32:45.089 20 3 1:48.567 31.288 41.499 35.780 256.5 34:33.656 21 3 6:04.833 4:33.906 41.740 49.187 175.6 40:38.489 22 3 2:15.708 1:03.041 41.602 31.065 79.9 42:54.197 23 3 1:43.285 31.310 41.479 30.496 252.3 44:37.482 24 3 1:43.419 31.059 41.736 30.624 254.7 46:20.901 25 3 1:50.503 31.070 41.371 38.062 255.3 48:11.404 26 2 7:57.344 6:43.074 42.199 32.071 162.7 56:08.748 27 2 1:45.567 31.588 42.387 31.592 252.3 57:54.315 28 2 1:45.233 31.755 42.171 31.307 251.7 59:39.548 29 2 1:44.889 31.517 42.138 31.234 253.5 1:01:24.437 30 2 1:44.811 31.501 42.215 31.095 252.9 1:03:09.248 31 2 1:44.917 31.516 42.140 31.261 252.9 1:04:54.165 32 2 1:44.526 31.455 41.943 31.128 255.3 1:06:38.691 33 2 1:45.381 31.903 42.262 31.216 254.1 1:08:24.072 34 2 1:45.453 31.734 42.283 31.436 251.2 1:10:09.525 35 2 1:47.005 31.704 42.479 32.822 251.7 1:11:56.530 36 2 1:46.668 31.866 42.719 32.083 252.3 1:13:43.198 37 2 1:47.477 31.851 43.747 31.879 251.2 1:15:30.675 38 2 1:53.792 32.007 42.590 39.195 252.9 1:17:24.467								
<b>57 Kessel Racing</b> 1.Takeshi KIMURA 3.Frederik SCHANDORFF 2.Gregory HUFFAKER II Ferrari 488 GTE Evo LMGTE							1 3 3:44.538 2:25.997 46.121 32.420 156.7 3:44.538 2 3 1:47.350 31.345 43.308 32.697 253.5 5:31.888								
1	2	2:36.456	1:18.965	45.205	32.286	153.6	2:36.456								
2	2	1:43.953	31.585	41.662	30.706	251.7	4:20.409								
3	2	1:42.614	31.183	41.235	30.196	253.5	6:03.023								
4	2	1:41.990	30.777	40.951	30.262	254.1	7:45.013								
5	2	1:42.290	30.780	40.954	30.556	255.3	9:27.303								
6	2	1:42.799	30.636	41.294	30.869	255.9	11:10.102								
7	2	1:42.592	30.753	41.454	30.385	254.7	12:52.694								
8	2	1:42.469	30.788	41.346	30.335	254.7	14:35.163								
9	2	1:43.691	30.900	42.049	30.742	254.7	16:18.854								
10	2	1:43.865	31.015	42.049	30.801	254.1	18:02.719								
11	2	1:43.257	31.164	41.496	30.597	255.9	19:45.976								
12	2	1:43.879	31.119	41.734	31.026	255.9	21:29.855								
13	2	1:49.797	31.192	42.854	35.751	255.9	23:19.652								
14	1	3:56.997	2:40.997	43.683	32.317	168.5	27:16.649								
15	1	1:50.778	32.257	44.900	33.621	253.5	29:07.427								
16	1	1:50.422	33.139	43.947	33.336	251.2	30:57.849								
17	1	1:50.096	33.035	44.815	32.246	252.3	32:47.945								
18	1	1:57.070	33.107	44.562	39.401	252.9	34:45.015								
19	1	4:01.692	2:36.446	48.615	36.631	136.9	38:46.707								
20	1	2:42.284	35.166	1:11.412	55.706	247.1	41:28.991								
21	1	1:54.737	39.007	42.560	33.170	220.9	43:23.728								
22	1	1:47.076	32.528	42.898	31.650	251.2	45:10.804								
23	1	1:45.872	31.845	42.055	31.972	251.2	46:56.676								
24	1	1:46.850	31.975	43.046	31.829	254.1	48:43.526								
25	1	1:45.041	31.503	41.993	31.545	254.1	50:28.567								
26	1	1:48.757	33.841	42.136	32.780	251.7	52:17.324								
27	1	1:46.905	32.149	43.083	31.673	253.5	54:04.229								
28	1	1:45.509	31.569	42.485	31.455	251.7	55:49.738								
29	1	1:45.686	31.897	42.138	31.651	252.3	57:35.424								
30	1	1:45.470	31.714	42.150	31.606	252.3	59:20.894								
31	1	1:47.847	31.568	42.563	33.716	251.7	1:01:08.741								
32	1	1:46.392	31.850	42.319	32.223	249.4	1:02:55.133								
33	1	1:46.080	31.944	42.331	31.805	252.3	1:04:41.213								
34	1	1:45.502	31.736	42.192	31.574	252.3	1:06:26.715								
35	1	1:55.004	31.859	43.692	39.453	252.9	1:08:21.719								
36	3	3:40.077	2:27.767	41.629	30.681	173.9	1:12:01.796								
37	3	1:42.900	31.233	41.181	30.486	252.9	1:13:44.696								
38	3	1:43.471	30.953	42.125	30.393	252.9	1:15:28.167								
39	3	1:43.822	30.931	41.220	31.671	251.2	1:17:11.989								
40	3	1:42.409	30.910	40.791	30.708	251.7	1:18:54.398								



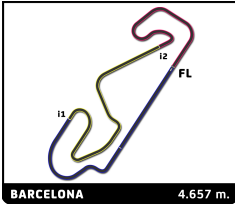












## European Le Mans Series 4 Hours of Barcelona Free Practice 1

### Sector Analysis

Lap under Red Flag   Invalidated Lap   ■ Personal Best   ■ Session Best   **B** Crossing the pit lane

Lap	D	Time	Sector 1	Sector 2	Sector 3	T. Spd	Elapsed	Lap	D	Time	Sector 1	Sector 2	Sector 3	T. Spd	Elapsed
42	1	1:44.576	31.431	42.167	30.978	252.3	1:25:15.336	2	1	1:40.386	30.813	39.944	29.629	273.4	3:50.316
43	1	1:46.327	31.294	42.081	32.952	251.7	1:27:01.663	3	1	1:38.226	28.264	39.433	30.529	279.1	5:28.542
44	1	1:45.434	31.687	42.611	31.136	251.7	1:28:47.097	4	1	1:36.755	29.735	39.262	27.758	278.4	7:05.297
45	1	1:44.300	31.301	42.152	30.847	251.2	1:30:31.397	5	1	1:33.227	28.073	37.639	27.515	279.1	8:38.524
<b>95</b> TF Sport 1. John HARTSHORNE 2. Ben TUCK 3. Jonathan ADAM Aston Martin Vantage AMR LMGT E								6	1	1:33.188	27.512	37.605	28.071	279.8	10:11.712
								7	1	<del>1:34.751</del>	28.049	<del>38.617</del>	28.085	277.6	11:46.463
								8	1	1:33.324	27.778	38.044	27.502	279.8	13:19.787
								9	1	1:44.840	28.390	39.830	36.620	280.5	15:04.627
10	3	5:12.094	4:04.100	38.723	29.271	186.2	20:16.721								
11	3	1:34.370	28.021	38.454	27.895	276.9	21:51.091								
12	3	1:33.083	27.600	37.939	27.544	277.6	23:24.174								
13	3	1:35.670	27.698	38.562	29.410	278.4	24:59.844								
14	3	1:32.927	27.668	37.931	27.328	278.4	26:32.771								
15	3	1:42.428	28.842	39.275	34.311	279.8	28:15.199								
16	3	4:19.608	3:13.578	38.130	27.900	186.9	32:34.807								
17	3	1:35.853	27.770	39.622	28.461	277.6	34:10.660								
18	3	1:35.853	28.007	40.076	27.770	278.4	35:46.513								
19	3	1:33.840	27.884	38.240	27.716	279.8	37:20.353								
20	3	1:33.681	27.795	38.094	27.792	279.1	38:54.034								
21	3	2:03.587	29.004	39.924	54.659	279.1	40:57.621								
22	3	6:14.174	5:07.650	38.509	28.015	175.6	47:11.795								
23	3	1:36.137	28.117	39.695	28.325	278.4	48:47.932								
24	3	<del>1:37.190</del>	28.099	40.763	<del>28.328</del>	276.2	50:25.122								
25	3	1:34.908	28.342	38.537	28.029	277.6	52:00.030								
26	3	1:37.002	28.290	38.782	29.930	276.9	53:37.032								
27	3	1:34.905	28.034	38.757	28.114	276.2	55:11.937								
28	3	1:34.098	28.015	38.394	27.689	279.8	56:46.035								
29	3	<del>1:33.896</del>	27.915	38.222	<del>27.759</del>	280.5	58:19.931								
30	3	1:42.824	28.566	39.076	35.182	278.4	1:00:02.755								
31	2	3:23.425	2:15.455	39.145	28.825	175.3	1:03:26.180								
32	2	1:35.486	28.229	38.657	28.600	277.6	1:05:01.666								
33	2	1:37.689	28.879	39.053	29.757	279.8	1:06:39.355								
34	2	1:39.559	29.886	40.792	28.881	281.2	1:08:18.914								
35	2	1:37.525	28.699	38.692	30.134	278.4	1:09:56.439								
36	2	1:34.945	28.439	38.437	28.069	274.1	1:11:31.384								
37	2	1:34.480	27.814	38.484	28.182	278.4	1:13:05.864								
38	2	1:35.298	28.259	38.596	28.443	278.4	1:14:41.162								
39	2	1:34.693	28.008	38.510	28.175	279.1	1:16:15.855								
40	2	1:34.989	28.258	38.568	28.163	279.8	1:17:50.844								
41	2	1:36.779	28.114	39.693	28.972	278.4	1:19:27.623								
42	2	1:36.189	28.540	39.051	28.598	280.5	1:21:03.812								
43	2	1:38.371	29.186	39.196	29.989	283.5	1:22:42.183								
44	2	1:39.273	28.964	38.893	31.416	277.6	1:24:21.456								
45	2	1:35.802	28.376	38.815	28.611	276.9	1:25:57.258								
46	2	1:37.070	28.613	40.049	28.408	277.6	1:27:34.328								
47	2	1:44.939	28.136	39.697	37.106	279.1	1:29:19.267								

<b>99</b> Proton Competition 1. Giorgio RODA 2. Jonas RIED 3. Gianmaria BRUNI Oreca 07 - Gibson LMP2 Pro/Am								1	1	2:09.930	51.523	45.503	32.904	149.0	2:09.930
--	--	--	--	--	--	--	--	---	---	----------	--------	--------	--------	-------	----------

