

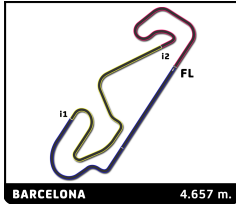
European Le Mans Series 4 Hours of Barcelona Bronze Driver Collective Test

Sector Analysis

Lap under Red Flag Invalidated Lap Personal Best Session Best Crossing the pit lane

Lap	D	Time	Sector 1	Sector 2	Sector 3	T. Spd	Elapsed	Lap	D	Time	Sector 1	Sector 2	Sector 3	T. Spd	Elapsed	
3	DKR Engineering 1. Tom VAN ROMPUY 3. Nathanael BERTHON 2. Sebastian ALVAREZ							Oreca 07 - Gibson LMP2 Pro/Am								
	1	1	2:22.049	1:01.206	48.468	32.375	141.9	2:22.049	7	1	1:38.723	29.297	39.979	29.447	262.1	13:09.427
	2	1	1:46.141	33.044	42.244	30.853	243.8	4:08.190	8	1	1:41.889	29.491	40.272	32.126	259.6	14:51.316
	3	1	1:39.314	29.338	40.460	29.516	272.0	5:47.504	9	1	1:39.135	29.538	39.998	29.599	260.9	16:30.451
	4	1	1:38.173	29.040	39.890	29.243	275.5	7:25.677	10	1	1:45.048	31.227	41.956	31.865	260.2	18:15.499
	5	1	1:38.409	28.733	40.146	29.530	276.2	9:04.086	11	1	1:52.972 B	31.206	41.746	40.020	260.2	20:08.471
	6	1	1:46.645 B	30.200	40.851	35.594	274.8	10:50.731								
	7	1	3:39.873	2:18.694	47.789	33.390	145.2	14:30.604								
	8	1	1:44.928	33.499	40.987	30.442	208.9	16:15.532								
	9	1	1:36.341	28.964	38.937	28.440	272.7	17:51.873								
	10	1	1:36.405	28.322	38.544	29.539	276.2	19:28.278								
	11	1	2:56.032 B	34.229	1:24.721	57.082	275.5	22:24.310								
4	DKR Engineering 1. Alexander BUKHANTSOV 3. Pedro PERINO 2. James WINSLOW							Duqueine M30 - D08 - Nissan LMP3								
	1	1	2:48.945	1:29.077	45.837	34.031	150.8	2:48.945								
	2	1	1:49.163	33.979	43.629	31.555	223.6	4:38.108								
	3	1	1:46.060	31.556	43.625	30.879	257.1	6:24.168								
	4	1	1:39.343	29.803	40.076	29.464	257.8	8:03.511								
	5	1	1:38.993	29.802	39.962	29.229	264.1	9:42.504								
	6	1	1:42.511	29.821	40.910	31.780	262.1	11:25.015								
	7	1	1:39.013	29.594	40.203	29.216	263.4	13:04.028								
	8	1	1:38.885	29.614	40.186	29.085	261.5	14:42.913								
	9	1	1:44.499	29.987	42.441	32.071	261.5	16:27.412								
	10	1	1:44.580	30.102	41.572	32.906	259.0	18:11.992								
	11	1	1:47.300	29.855	40.546	36.899	259.6	19:59.292								
12	1	3:30.690 B	1:13.533	1:21.654	55.503	79.4	23:29.982									
5	RLR MSport 1. James DAYSON 3. Jack MANCHESTER 2. Valdemar ERIKSEN							Ligier JS P320 - Nissan LMP3								
	1	1	2:32.005	1:09.530	48.643	33.832	145.6	2:32.005								
	2	1	1:44.874	31.478	41.404	31.992	250.6	4:16.879								
	3	1	1:44.656	30.440	40.916	33.300	253.5	6:01.535								
	4	1	1:42.169	31.132	40.886	30.151	255.3	7:43.704								
	5	1	1:40.824	30.244	40.826	29.754	254.1	9:24.528								
	6	1	1:40.560	30.072	40.520	29.968	254.7	11:05.088								
	7	1	1:40.560	30.102	40.497	29.961	257.1	12:45.648								
	8	1	1:40.607	30.001	40.762	29.844	255.3	14:26.255								
	9	1	1:40.694	30.110	40.631	29.953	255.3	16:06.949								
	10	1	1:40.540	30.133	40.495	29.912	255.3	17:47.489								
	11	1	1:40.277	29.986	40.575	29.716	255.3	19:27.766								
12	1	2:58.290 B	37.230	1:24.933	56.127	255.3	22:26.056									
7	Nielsen Racing 1. Anthony WELLS 2. Ryan HARPER-ELLAM							Ligier JS P320 - Nissan LMP3								
	1	1	3:07.032	1:50.804	45.154	31.074	153.0	3:07.032								
	2	1	1:42.464	30.119	40.766	31.579	257.1	4:49.496								
	3	1	1:39.746	29.669	39.982	30.095	259.6	6:29.242								
	4	1	1:41.974	30.372	41.365	30.237	262.8	8:11.216								
	5	1	1:40.757	29.912	40.330	30.515	262.8	9:51.973								
	6	1	1:38.731	29.606	39.827	29.298	260.2	11:30.704								
8	Team Virage 1. Manuel ESPIRITO SANTO 3. Michael JENSEN 2. Nick ADCOCK							Ligier JS P320 - Nissan LMP3								
	1	3	3:32.574	2:05.536	51.327	35.711	127.7	3:32.574								
	2	3	1:49.875	33.989	44.175	31.711	241.1	5:22.449								
	3	3	1:47.624	31.730	42.810	33.084	254.1	7:10.073								
	4	3	1:44.783	30.853	42.249	31.681	252.9	8:54.856								
	5	3	1:41.995	30.947	40.864	30.184	253.5	10:36.851								
	6	3	1:40.705	30.402	40.520	29.783	256.5	12:17.556								
	7	3	1:49.558 B	30.954	42.297	36.307	257.1	14:07.114								
	8	3	3:36.317	2:24.262	41.676	30.379	176.5	17:43.431								
	9	3	1:40.791	30.495	40.719	29.577	255.9	19:24.222								
	10	3	2:50.811 B	30.150	1:21.101	59.560	257.1	22:15.033								
	10	Eurointernational 1. Nick MOSS 2. Glenn VAN BERLO							Ligier JS P320 - Nissan LMP3							
1		1	2:11.898	51.751	45.917	34.230	145.4	2:11.898								
2		1	1:44.850	30.417	42.015	32.418	252.9	3:56.748								
3		1	1:39.697	29.854	40.303	29.540	254.7	5:36.445								
4		1	1:39.153	29.769	39.865	29.519	257.8	7:15.598								
5		1	1:52.428	30.245	48.059	34.124	259.6	9:08.026								
6		1	1:52.934 B	30.117	41.727	41.090	256.5	11:00.960								
7		1	7:09.791	5:57.048	41.584	31.159	170.1	18:10.751								
8		1	1:40.903	30.255	40.674	29.974	254.7	19:51.654								
9		1	3:45.140 B	1:04.887	1:40.319	59.934	80.1	23:36.794								
11		Eurointernational 1. Matthew Richard BELL 2. Adam ALI							Ligier JS P320 - Nissan LMP3							
	1	1	3:22.535	2:05.452	45.722	31.361	154.5	3:22.535								
	2	1	1:44.280	31.093	41.795	31.392	251.2	5:06.815								
	3	1	1:40.122	30.101	40.335	29.686	255.9	6:46.937								
	4	1	1:40.180	30.238	40.158	29.784	259.6	8:27.117								
	5	1	1:40.182	29.919	40.584	29.679	258.4	10:07.299								
	6	1	1:41.991	30.061	40.881	31.049	259.6	11:49.290								
	7	1	1:47.984 B	30.486	40.922	36.576	256.5	13:37.274								
	8	1	3:28.826	2:15.854	41.848	31.124	165.6	17:06.100								
	9	1	1:44.342	31.430	42.070	30.842	254.7	18:50.442								
	10	1	2:29.485 B	30.921	58.559	1:00.005	255.3	21:19.927								
12	WTM Racing by Rinaldi 1. Torsten KRATZ 3. Oscar TUNJO 2. Leonard WEISS							Duqueine M30 - D08 - Nissan LMP3								
	1	1	2:48.381	1:25.130	47.292	35.959	144.0	2:48.381								
	2	1	1:48.959	33.553	43.449	31.957	236.3	4:37.340								
	3	1	1:45.723	31.752	42.249	31.722	255.9	6:23.063								
	4	1	1:40.046	29.943	40.108	29.995	259.0	8:03.109								
	5	1	1:38.957	29.611	39.915	29.431	260.2	9:42.066								
	6	1	1:42.168	29.684	40.840	31.644	262.1	11:24.234								
7	1	1:38.963	29.629	40.044	29.290	262.8	13:03.197									





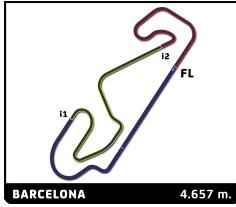
European Le Mans Series 4 Hours of Barcelona Bronze Driver Collective Test

Sector Analysis

Lap under Red Flag Invalidated Lap Personal Best Session Best Crossing the pit lane

Lap	D	Time	Sector 1	Sector 2	Sector 3	T. Spd	Elapsed	Lap	D	Time	Sector 1	Sector 2	Sector 3	T. Spd	Elapsed
8	1	1:39.334	29.658	40.324	29.352	263.4	14:42.531	4	1	1:39.583	29.934	40.237	29.412	256.5	8:25.287
9	1	1:41.238	29.843	40.463	30.932	261.5	16:23.769	5	1	1:39.526	29.703	40.149	29.674	257.8	10:04.813
10	1	1:40.255	30.082	40.328	29.845	258.4	18:04.024	6	1	1:41.432	29.833	41.267	30.332	260.2	11:46.245
11	1	1:39.647	30.117	39.971	29.559	259.6	19:43.671	7	1	1:40.777	29.729	41.187	29.861	259.6	13:27.022
12	1	3:16.035 B	57.995	1:29.070	48.970	110.5	22:59.706	8	1	1:39.451	29.719	40.141	29.591	258.4	15:06.473
13 Inter Europol Competition Ligier JS P320 - Nissan								19 Team Virage Oreca 07 - Gibson							
1. Miguel CRISTÓVÃO 3. Wyatt BRICHACEK LMP3								1. Rob HODES 3. Tatiana CALDERON LMP2 Pro/Am							
2. Kai ASKEY								2. Ian RODRIGUEZ							
1	1	2:40.957	1:08.986	48.726	43.245	143.0	2:40.957	1	1	2:06.814	47.860	46.309	32.645	141.4	2:06.814
2	1	1:47.815	32.633	44.328	30.854	251.2	4:28.772	2	1	1:40.524	30.215	40.494	29.815	272.7	3:47.338
3	1	1:41.757	30.228	40.980	30.549	254.1	6:10.529	3	1	1:36.698	28.708	38.760	29.230	273.4	5:24.036
4	1	1:39.933	29.849	40.467	29.617	255.9	7:50.462	4	1	1:42.961	29.538	42.271	31.152	278.4	7:06.997
5	1	1:39.440	29.623	40.412	29.405	257.8	9:29.902	5	1	1:39.415	29.412	40.044	29.959	274.1	8:46.412
6	1	1:47.445	31.448	43.973	32.024	259.0	11:17.347	6	1	1:37.129	28.596	39.226	29.307	274.1	10:23.541
7	1	1:39.035	29.698	39.961	29.376	258.4	12:56.382	7	1	1:36.633	28.596	39.356	28.681	277.6	12:00.174
8	1	1:49.432 B	29.617	41.454	38.361	259.0	14:45.814	8	1	1:36.160	28.413	38.866	28.881	276.9	13:36.334
9	1	3:33.596	2:16.814	42.507	34.275	173.6	18:19.410	9	1	1:38.412	29.491	39.094	29.827	279.1	15:14.746
10	1	1:51.224 B	29.983	40.671	40.570	255.3	20:10.634	10	1	1:36.254	28.738	38.703	28.813	274.1	16:51.000
15 RLR MSport Ligier JS P320 - Nissan								20 Algarve Pro Racing Oreca 07 - Gibson							
1. Horst FELBERMAYR 3. Mateusz KAPRZYK LMP3								1. Fred POORDAD 3. Jack HAWKSWORTH LMP2 Pro/Am							
2. Gael JULIEN								2. Tristan VAUTIER							
1	1	2:18.028	1:02.126	43.742	32.160	131.2	2:18.028	1	1	2:27.054	1:06.906	46.676	33.472	141.0	2:27.054
2	1	1:43.764	31.932	41.686	30.146	253.5	4:01.792	2	1	1:48.398	32.980	43.423	31.995	242.7	4:15.452
3	1	1:42.045	30.914	41.059	30.072	253.5	5:43.837	3	1	1:45.475	30.388	41.865	33.222	267.3	6:00.927
4	1	1:39.156	29.808	39.771	29.577	255.3	7:22.993	4	1	1:39.414	29.622	40.450	29.342	268.0	7:40.341
5	1	1:39.492	29.502	40.350	29.640	256.5	9:02.485	5	1	1:38.825	28.832	40.251	29.742	269.3	9:19.166
6	1	1:41.056	29.571	41.103	30.382	256.5	10:43.541	6	1	1:43.997	30.512	42.558	30.927	268.7	11:03.163
7	1	1:41.795	30.667	41.058	30.070	259.6	12:25.336	7	1	1:46.195 B	29.850	41.059	35.286	268.0	12:49.358
8	1	1:51.520	31.121	48.650	31.749	258.4	14:16.856	8	1	3:34.362	2:17.049	44.042	33.271	155.8	16:23.720
9	1	1:39.942	30.000	40.520	29.422	255.3	15:56.798	9	1	1:44.981	31.827	42.802	30.352	250.0	18:08.701
10	1	1:41.424	29.751	41.320	30.353	256.5	17:38.222	10	1	1:38.024	28.996	39.956	29.072	270.7	19:46.725
11	1	1:40.155	29.715	40.436	30.004	256.5	19:18.377	11	1	3:10.596 B	53.119	1:26.154	51.323	196.7	22:57.321
12	1	2:49.546 B	30.236	1:19.925	59.385	259.0	22:07.923	21 United Autosports USA Oreca 07 - Gibson							
16 Proton Competition Porsche 911 RSR - 19								1. Daniel SCHNEIDER 3. Nelson PIQUET Jr LMP2 Pro/Am							
1. Ryan HARDWICK LMGT E								2. Andrew MEYRICK							
2. Zacharie ROBICHON															
1	1	2:55.304	1:33.602	47.296	34.406	159.1	2:55.304	1	1	2:58.323 B	1:22.429	47.808	48.086	151.3	2:58.323
2	1	1:48.330	32.417	42.466	33.447	249.4	4:43.634	2	1	4:13.810 B	2:46.739	46.814	40.257	153.4	7:12.133
3	1	1:44.344	30.891	42.324	31.129	253.5	6:27.978	3	1	3:36.755	2:16.230	48.536	31.989	140.8	10:48.888
4	1	1:42.048	30.867	41.119	30.062	252.9	8:10.026	4	1	1:41.307	30.884	41.006	29.417	268.7	12:30.195
5	1	1:44.510	30.852	42.105	31.553	252.9	9:54.536	5	1	1:40.332	29.349	40.097	30.886	272.0	14:10.527
6	1	1:53.203	31.063	41.370	40.770	253.5	11:47.739	6	1	1:38.712	30.135	39.640	28.937	272.0	15:49.239
7	1	1:43.079	31.085	41.439	30.555	252.3	13:30.818	7	1	1:38.843	28.742	39.571	30.530	271.4	17:28.082
8	1	1:43.990	31.042	41.970	30.978	254.7	15:14.808	8	1	1:37.815	28.852	39.769	29.194	272.0	19:05.897
9	1	1:43.395	31.402	41.506	30.487	252.9	16:58.203	9	1	2:33.685 B	28.660	1:07.567	57.458	272.0	21:39.582
10	1	1:43.560	31.156	41.793	30.611	253.5	18:41.763	23 United Autosports USA Oreca 07 - Gibson							
11	1	2:15.982 B	31.420	47.198	57.364	252.3	20:57.745	1. James MCGUIRE 3. Paul DI RESTA LMP2 Pro/Am							
17 COOL Racing Ligier JS P320 - Nissan								2. Guy SMITH							
1. Adrien CHILA 3. Alejandro GARCIA LMP3															
2. Marcos SIEBERT															
1	1	3:22.070	2:05.064	45.267	31.739	145.0	3:22.070	1	1	2:56.246 B	1:15.473	53.646	47.127	125.9	2:56.246
2	1	1:42.801	31.237	41.646	29.918	252.9	5:04.871	2	1	3:12.511 B	1:37.923	50.513	44.075	146.1	6:08.757
3	1	1:40.833	30.608	40.544	29.681	255.9	6:45.704	3	1	2:49.164	1:29.254	46.891	33.019	156.5	8:57.921
								4	1	1:44.867	32.148	42.669	30.050	246.6	10:42.788



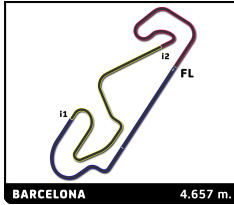


European Le Mans Series 4 Hours of Barcelona Bronze Driver Collective Test

Sector Analysis

Lap under Red Flag											Invalidated Lap	Personal Best	Session Best	B Crossing the pit lane	
Lap	D	Time	Sector 1	Sector 2	Sector 3	T. Spd	Elapsed	Lap	D	Time	Sector 1	Sector 2	Sector 3	T. Spd	Elapsed
57 Kessel Racing Ferrari 488 GTE Evo															
1. Takeshi KIMURA LMGTE															
2. Gregory HUFFAKER II 3. Frederik SCHANDORFF															
1	1	2:17.465	58.118	45.399	33.948	154.1	2:17.465								
2	1	1:45.813	32.158	41.972	31.683	246.0	4:03.278								
3	1	1:43.240	31.277	41.571	30.392	250.6	5:46.518								
4	1	1:42.695	31.464	41.010	30.221	248.8	7:29.213								
5	1	1:43.102	30.902	41.480	30.720	251.7	9:12.315								
6	1	1:42.542	31.026	41.086	30.430	250.6	10:54.857								
7	1	1:44.200	30.897	41.300	32.003	253.5	12:39.057								
8	1	1:50.685 B	31.045	43.056	36.584	251.2	14:29.742								
9	1	3:00.790	1:42.638	45.744	32.408	140.1	17:30.532								
10	1	1:44.876	32.069	41.984	30.823	247.1	19:15.408								
11	1	2:45.693 B	31.041	1:17.326	57.326	251.2	22:01.101								
60 Iron Lynx Porsche 911 RSR - 19															
1. Claudio SCHIAVONI LMGTE															
2. Matteo CRESSONI 3. Matteo CAIROLI															
1	1	3:12.097	1:48.357	48.598	35.142	143.0	3:12.097								
2	1	1:48.118	32.899	43.718	31.501	244.3	5:00.215								
3	1	1:45.460	31.755	42.605	31.100	248.3	6:45.675								
4	1	1:47.806	31.737	43.016	33.053	248.8	8:33.481								
5	1	1:45.535	31.606	42.577	31.352	247.1	10:19.016								
6	1	1:46.469	31.716	42.763	31.990	248.3	12:05.485								
7	1	1:46.284	32.053	42.752	31.479	247.7	13:51.769								
8	1	1:45.314	31.913	42.327	31.074	251.2	15:37.083								
9	1	1:45.919	32.178	42.314	31.427	251.2	17:23.002								
10	1	1:45.670	31.737	42.364	31.569	249.4	19:08.672								
11	1	2:45.347 B	31.506	1:16.775	57.066	249.4	21:54.019								
66 JMW Motorsport Ferrari F488 GTE Evo															
1. Martin BERRY LMGTE															
2. Lorcan HANAFIN 3. Jon LANCASTER															
1	1	2:23.144	1:04.284	45.719	33.141	130.4	2:23.144								
2	1	1:54.011 B	33.596	43.263	37.152	234.3	4:17.155								
3	1	2:52.628	1:34.226	44.771	33.631	128.3	7:09.783								
4	1	1:47.142	32.646	43.087	31.409	234.8	8:56.925								
5	1	1:43.496	31.416	41.528	30.552	251.2	10:40.421								
6	1	1:43.326	31.363	41.243	30.720	252.9	12:23.747								
7	1	1:46.656	31.976	41.898	32.782	253.5	14:10.403								
8	1	1:43.241	31.246	41.435	30.560	250.6	15:53.644								
9	1	1:42.050	31.036	40.840	30.174	250.0	17:35.694								
10	1	1:42.227	30.768	40.982	30.477	251.2	19:17.921								
11	1	2:54.074 B	32.693	1:20.158	1:01.223	250.0	22:11.995								
72 TF Sport Aston Martin Vantage AMR															
1. Arnold ROBIN LMGTE															
2. Maxime ROBIN 3. Valentin HASSE-CLOT															
1	1	2:31.043 B	58.403	51.451	41.189	126.2	2:31.043								
77 Proton Competition Porsche 911 RSR - 19															
1. Christian RIED LMGTE															
2. Giammarco LEVORATO 3. Julien ANDLAUER															
1	1	2:38.509 B	1:14.783	44.827	38.899	158.4	2:38.509								
2	1	3:22.117	2:04.494	44.683	32.940	170.6	6:00.626								
3	1	1:46.276	32.064	43.348	30.864	252.3	7:46.902								
4	1	1:42.316	30.600	41.246	30.470	252.9	9:29.218								
5	1	1:42.381	30.686	41.338	30.357	252.9	11:11.599								
6	1	1:42.361	30.639	41.291	30.431	254.1	12:53.960								
7	1	1:42.743	30.744	41.444	30.555	253.5	14:36.703								
8	1	2:00.539 B	33.603	47.556	39.380	251.2	16:37.242								
9	1	4:16.472 B	2:31.072	50.317	55.083	172.8	20:53.714								
81 DragonSpeed Oreca 07 - Gibson															
1. Henrik HEDMAN LMP2 Pro/Am															
2. Sebastian MONTOYA 3. Juan Pablo MONTOYA															
1	1	3:36.823	2:17.481	46.115	33.227	171.7	3:36.823								
2	1	1:46.879	30.697	44.580	31.602	271.4	5:23.702								
3	1	1:46.660	31.918	42.962	31.780	226.4	7:10.362								
4	1	1:55.338 B	32.803	44.313	38.222	248.3	9:05.700								
5	1	3:08.933	1:56.296	42.394	30.243	173.1	12:14.633								
6	1	1:37.464	28.804	39.484	29.176	274.1	13:52.097								
7	1	1:36.061	28.483	38.879	28.699	274.8	15:28.158								
8	1	1:37.988	28.523	39.171	30.294	275.5	17:06.146								
9	1	1:36.625	28.798	38.987	28.840	272.7	18:42.771								
10	1	2:20.599 B	30.300	54.179	56.120	278.4	21:03.370								
83 AF Corse Oreca 07 - Gibson															
1. François PERRODO LMP2 Pro/Am															
2. Matthieu VAXIVIERE 3. Ben BARNICOAT															
1	1	2:08.736	50.588	45.652	32.496	124.1	2:08.736								
2	1	1:42.037	31.067	41.863	29.107	259.6	3:50.773								
3	1	1:33.904	28.144	37.977	27.783	272.7	5:24.677								
4	1	1:43.485	29.184	42.294	32.007	277.6	7:08.162								
5	1	1:41.810	28.968	42.175	30.667	276.2	8:49.972								
6	1	1:34.184	28.208	38.104	27.872	272.7	10:24.156								
7	1	1:37.468	28.378	40.695	28.395	277.6	12:01.624								
8	1	1:43.949 B	27.984	38.371	37.594	274.8	13:45.573								
9	1	3:43.564	2:26.268	44.221	33.075	158.8	17:29.137								
10	1	1:43.998	30.018	42.460	31.520	267.3	19:13.135								
11	1	2:41.786 B	28.584	1:16.544	56.658	271.4	21:54.921								
93 Proton Competition Porsche 911 RSR - 19															
1. Michael FASSBENDER LMGTE															
2. Martin RUMP 3. Richard LIETZ															
1	1	2:44.068	1:23.228	46.925	33.915	156.5	2:44.068								
2	1	1:45.581	32.318	42.362	30.901	250.0	4:29.649								





European Le Mans Series 4 Hours of Barcelona Bronze Driver Collective Test

Sector Analysis

		Lap under Red Flag		Invalidated Lap		Personal Best		Session Best		B Crossing the pit lane						
Lap	D	Time	Sector 1	Sector 2	Sector 3	T. Spd	Elapsed	Lap	D	Time	Sector 1	Sector 2	Sector 3	T. Spd	Elapsed	
3	1	1:43.234	31.179	41.599	30.456	251.7	6:12.883									
4	1	1:43.119	31.040	41.582	30.497	254.1	7:56.002									
5	1	1:43.185	30.885	41.510	30.790	251.7	9:39.187									
6	1	1:46.738	31.078	43.158	32.502	251.7	11:25.925									
7	1	1:43.392	31.113	41.722	30.557	252.9	13:09.317									
8	1	1:43.728	31.133	41.707	30.888	252.9	14:53.045									
9	1	1:43.802	31.381	41.568	30.853	250.0	16:36.847									
10	1	1:43.658	31.244	41.624	30.790	251.7	18:20.505									
11	1	1:58.244 B	31.281	41.621	45.342	252.3	20:18.749									
95	TF Sport		Aston Martin Vantage AMR													
	1. John HARTSHORNE		3. Jonathan ADAM		LMGTE											
	2. Ben TUCK															
1	1	2:50.701	1:28.987	47.841	33.873	150.8	2:50.701									
2	1	1:50.442	33.783	44.329	32.330	244.3	4:41.143									
3	1	1:49.998	32.406	43.192	34.400	248.3	6:31.141									
4	1	1:45.807	32.088	42.423	31.296	248.3	8:16.948									
5	1	1:45.304	31.605	42.180	31.519	248.8	10:02.252									
6	1	1:46.926	31.783	43.198	31.945	249.4	11:49.178									
7	1	1:45.612	31.642	42.556	31.414	251.2	13:34.790									
8	1	1:45.816	31.766	42.156	31.894	250.0	15:20.606									
9	1	1:45.211	31.743	42.039	31.429	248.3	17:05.817									
10	1	1:51.876 B	31.439	41.971	38.466	250.0	18:57.693									
99	Proton Competition		Oreca 07 - Gibson													
	1. Giorgio RODA		3. Gianmaria BRUNI		LMP2 Pro/Am											
	2. Jonas RIED															
1	1	2:04.020	50.898	43.374	29.748	126.9	2:04.020									
2	1	1:36.756	29.210	39.006	28.540	270.7	3:40.776									
3	1	1:38.449	28.606	39.983	29.860	274.8	5:19.225									
4	1	1:37.047	29.340	39.156	28.551	274.1	6:56.272									
5	1	1:34.910	28.107	38.220	28.583	275.5	8:31.182									
6	1	1:42.294 B	28.350	38.876	35.068	274.1	10:13.476									
7	1	3:50.837	2:34.881	44.955	31.001	179.4	14:04.313									
8	1	1:34.309	28.190	38.197	27.922	273.4	15:38.622									
9	1	1:36.533	29.361	38.686	28.486	276.2	17:15.155									
10	1	1:35.462	28.007	38.020	29.435	274.8	18:50.617									
11	1	2:14.089 B	28.117	49.124	56.848	271.4	21:04.706									

