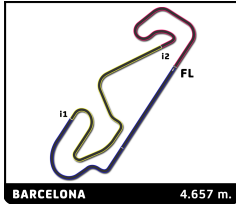


European Le Mans Series 4 Hours of Barcelona Free Practice 2

Sector Analysis

Lap under Red Flag							Invalidated Lap		Personal Best	Session Best	B Crossing the pit lane				
Lap	D	Time	Sector 1	Sector 2	Sector 3	T. Spd	Elapsed	Lap	D	Time	Sector 1	Sector 2	Sector 3	T. Spd	Elapsed
3 DKR Engineering							Oreca 07 - Gibson								
1. Tom VAN ROMPUY			3. Nathanael BERTHON				LMP2 Pro/Am								
2. Sebastian ALVAREZ															
1	1	2:51.550 B	1:19.768	50.845	40.937	120.3	2:51.550	3	2	1:46.779	32.326	43.098	31.355	255.9	6:22.984
2	1	3:45.297	2:29.077	45.062	31.158	165.6	6:36.847	4	2	1:45.056	31.581	42.316	31.159	259.0	8:08.040
3	1	1:37.968	29.118	40.327	28.523	274.8	8:14.815	5	2	1:52.324	30.726	44.287	37.311	255.9	10:00.364
4	1	1:38.543	27.974	39.812	30.757	278.4	9:53.358	6	2	1:55.422	35.960	45.994	33.468	213.9	11:55.786
5	1	1:38.685	28.600	40.517	29.568	282.0	11:32.043	7	2	1:42.905	29.881	42.674	30.350	260.9	13:38.691
6	1	1:36.039	28.018	38.706	29.315	278.4	13:08.082	8	2	1:38.952	29.502	40.171	29.279	264.7	15:17.643
7	1	1:38.286	29.489	38.550	30.247	283.5	14:46.368	9	2	1:38.951	29.528	40.073	29.350	264.7	16:56.594
8	1	1:35.451	27.955	38.990	28.506	279.8	16:21.819	10	2	1:44.594	29.484	42.212	32.998	265.4	18:41.188
9	1	1:42.107 B	28.858	38.799	34.450	277.6	18:03.926	11	2	1:48.992 B	29.582	43.127	36.283	264.1	20:30.180
10	3	4:30.320	3:22.441	39.451	28.428	189.5	22:34.246	12	1	4:51.156	3:38.725	42.045	30.386	178.5	25:21.336
11	3	1:35.242	28.218	38.384	28.640	275.5	24:09.488	13	1	1:45.561	30.125	41.618	33.818	258.4	27:06.897
12	3	1:34.986	28.153	38.663	28.170	278.4	25:44.474	14	1	3:28.336	1:13.491	1:19.272	55.573	79.8	30:35.233
13	3	1:55.539	27.714	38.617	49.208	279.1	27:40.013	15	1	3:28.497	1:13.603	1:19.056	55.838	79.4	34:03.730
14	3	3:29.663	1:13.500	1:19.770	56.393	80.1	31:09.676	16	1	2:47.264	1:14.301	1:01.656	31.307	79.5	36:50.994
15	3	3:30.359	1:13.630	1:20.013	56.716	80.0	34:40.035	17	1	1:44.017	31.127	41.331	31.559	256.5	38:35.011
16	3	2:27.654	1:14.471	43.685	29.498	77.4	37:07.689	18	1	1:42.321	30.354	41.411	30.556	260.2	40:17.332
17	3	1:36.408	29.668	38.918	27.822	281.2	38:44.097	19	1	1:41.039	30.141	41.077	29.821	263.4	41:58.371
18	3	1:33.324	27.781	37.954	27.589	277.6	40:17.421	20	1	1:41.237	29.958	40.951	30.328	262.8	43:39.608
19	3	1:33.956	27.794	38.554	27.608	279.8	41:51.377	21	1	1:41.600	30.291	41.145	30.164	262.8	45:21.208
20	3	1:32.801	27.596	37.826	27.379	279.1	43:24.178	22	1	1:40.649	30.022	40.631	29.996	262.1	47:01.857
21	3	1:35.720	27.653	38.922	29.145	281.2	44:59.898	23	1	1:41.174	29.923	40.713	30.538	262.8	48:43.031
22	3	1:34.831	28.171	38.250	28.410	279.1	46:34.729	24	1	1:40.417	30.113	40.722	29.582	259.6	50:23.448
23	3	1:33.922	27.819	38.384	27.719	279.1	48:08.651	25	1	1:48.125 B	31.112	42.049	34.964	261.5	52:11.573
24	3	1:34.050	27.880	38.267	27.903	279.1	49:42.701	26	3	5:29.455	4:15.562	43.005	30.888	174.2	57:41.028
25	3	1:34.025	27.779	38.002	28.244	278.4	51:16.726	27	3	1:41.188	29.998	41.137	30.053	262.1	59:22.216
26	3	1:33.144	27.666	37.849	27.629	279.8	52:49.870	28	3	1:40.225	29.868	40.202	30.155	262.1	1:01:02.441
27	3	1:33.379	27.678	37.957	27.744	282.7	54:23.249	29	3	1:40.754	30.238	40.556	29.960	262.1	1:02:43.195
28	3	1:38.111	28.436	40.007	29.668	281.2	56:01.360	30	3	1:40.924	29.805	40.743	30.376	263.4	1:04:24.119
29	3	1:35.407	28.326	38.816	28.265	278.4	57:36.767	31	3	2:36.619 B	30.173	1:10.100	56.346	261.5	1:07:00.738
30	3	1:38.677 B	27.883	38.536	32.258	279.1	59:15.444	32	3	5:39.306	4:26.853	41.286	31.167	173.6	1:12:40.044
31	2	3:03.832	1:53.401	41.466	28.965	188.8	1:02:19.276	33	3	1:42.176	30.761	41.291	30.124	264.1	1:14:22.220
32	2	1:36.774	28.596	39.464	28.714	277.6	1:03:56.050	34	3	1:42.179	30.633	40.880	30.666	264.7	1:16:04.399
33	2	2:00.481 B	28.324	38.560	53.597	275.5	1:05:56.531	35	3	1:47.956	31.662	41.832	34.462	257.8	1:17:52.355
34	2	6:29.391	5:22.355	38.726	28.310	188.8	1:12:25.922	36	3	1:46.960 B	30.358	40.741	35.861	262.1	1:19:39.315
35	2	1:34.430	28.060	38.376	27.994	276.2	1:14:00.352								
36	2	1:33.713	27.782	37.938	27.993	278.4	1:15:34.065								
37	2	1:34.215	27.867	38.413	27.935	279.1	1:17:08.280								
38	2	1:35.700	28.100	39.386	28.214	278.4	1:18:43.980								
39	2	1:34.584	28.074	38.260	28.250	276.9	1:20:18.564								
40	2	1:38.881	28.056	40.382	30.443	279.8	1:21:57.445								
41	2	1:37.705	29.281	39.610	28.814	276.9	1:23:35.150								
42	2	1:36.988	28.311	40.023	28.654	277.6	1:25:12.138								
43	2	1:36.621	28.801	38.994	28.826	279.8	1:26:48.759								
44	2	1:36.151	28.436	39.218	28.497	280.5	1:28:24.910								
45	2	1:35.518	28.164	38.786	28.568	278.4	1:30:00.428								
4 DKR Engineering							Duqueine M30 - D08 - Nissan								
1. Alexander BUKHANTSOV			3. Pedro PERINO				LMP3								
2. James WINSLOW															
1	2	2:40.415	1:15.900	49.946	34.569	128.7	2:40.415								
2	2	1:55.790	34.871	47.112	33.807	254.1	4:36.205								
5 RLR MSport							Ligier JS P320 - Nissan								
1. James DAYSON			3. Jack MANCHESTER				LMP3								
2. Valdemar ERIKSEN															
1	2	2:15.595	56.397	46.340	32.858	160.2	2:15.595								
2	2	1:43.074	32.215	41.301	29.558	255.3	3:58.669								
3	2	1:39.969	29.980	40.225	29.764	257.8	5:38.638								
4	2	1:40.144	31.293	39.819	29.032	260.9	7:18.782								
5	2	1:38.544	29.464	39.594	29.486	261.5	8:57.326								
6	2	1:39.736	30.340	40.156	29.240	262.8	10:37.062								
7	2	1:40.486	30.459	40.035	29.992	260.2	12:17.548								
8	2	1:39.570	30.460	40.137	28.973	262.1	13:57.118								
9	2	1:38.105	29.415	39.736	28.954	260.2	15:35.223								
10	2	1:44.059 B	29.470	39.937	34.652	257.8	17:19.282								
11	3	4:11.528	2:58.716	42.135	30.677	162.7	21:30.810								
12	3	1:40.847	30.163	40.987	29.697	258.4	23:11.657								
13	3	1:40.204	30.048	40.423	29.733	256.5	24:51.861								
14	3	1:40.367	29.979	40.540	29.848	257.8	26:32.228								
15	3	2:45.846	31.476	1:18.694	55.676	260.2	29:18.074								
16	3	3:27.705	1:13.272	1:18.754	55.679	80.2	32:45.779								



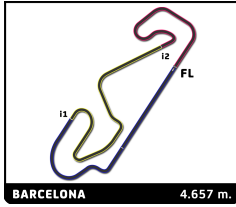


European Le Mans Series 4 Hours of Barcelona Free Practice 2

Sector Analysis

Lap under Red Flag Invalidated Lap Personal Best Session Best Crossing the pit lane															
Lap	D	Time	Sector 1	Sector 2	Sector 3	T. Spd	Elapsed	Lap	D	Time	Sector 1	Sector 2	Sector 3	T. Spd	Elapsed
17	3	3:22.046	1:13.405	1:18.817	49.824	80.2	36:07.825	23	3	1:44.207	31.079	42.083	31.045	255.9	58:00.042
18	3	1:45.309	33.153	42.012	30.144	251.2	37:53.134	24	3	1:45.480	31.964	42.360	31.156	256.5	59:45.522
19	3	1:44.627	31.981	41.774	30.872	259.6	39:37.761	25	3	1:43.390	31.024	41.732	30.634	257.8	1:01:28.912
20	3	1:41.546	30.177	40.600	30.769	256.5	41:19.307	26	3	1:44.197	31.166	41.961	31.070	258.4	1:03:13.109
21	3	1:41.729	31.028	40.658	30.043	257.8	43:01.036	27	3	1:44.732	30.925	41.933	31.874	257.8	1:04:57.841
22	3	1:46.497 B	30.456	40.910	35.131	259.0	44:47.533	28	3	3:05.686 B	50.272	1:19.058	56.356	231.3	1:08:03.527
23	1	3:36.157	2:21.305	43.507	31.345	149.8	48:23.690	29	3	6:03.938	4:50.367	42.757	30.814	175.9	1:14:07.465
24	1	1:45.036	31.651	42.009	31.376	255.3	50:08.726	30	3	1:46.240	31.426	43.578	31.236	255.3	1:15:53.705
25	1	1:43.687	30.993	41.784	30.910	255.3	51:52.413	31	3	1:45.297	31.552	42.237	31.508	256.5	1:17:39.002
26	1	1:43.022	30.824	41.416	30.782	255.3	53:35.435	32	3	1:43.200	31.024	41.468	30.708	257.8	1:19:22.202
27	1	1:45.458	30.812	42.520	32.126	256.5	55:20.893	33	3	1:44.056	30.803	41.789	31.464	259.0	1:21:06.258
28	1	1:45.443	30.990	41.885	32.568	257.1	57:06.336	34	3	1:45.152	31.497	42.654	31.001	257.1	1:22:51.410
29	1	1:45.469	31.238	42.040	32.191	258.4	58:51.805	35	3	1:44.243	31.005	41.962	31.276	258.4	1:24:35.653
30	1	1:45.111	31.114	41.982	32.015	257.8	1:00:36.916	36	3	1:53.464 B	31.152	43.700	38.612	256.5	1:26:29.117
31	1	1:44.385	31.516	41.807	31.062	257.8	1:02:21.301	10 Eurointernational Ligier JS P320 - Nissan							
32	1	1:43.377	30.646	41.949	30.782	255.3	1:04:04.678	1. Nick MOSS LMP3							
33	1	2:17.308 B	30.616	52.800	53.892	255.3	1:06:21.986	2. Glenn VAN BERLO							
34	1	6:33.381	5:19.131	43.058	31.192	151.5	1:12:55.367	1	2	3:02.847	1:42.667	44.548	35.632	169.5	3:02.847
35	1	1:44.682	30.961	42.048	31.673	259.0	1:14:40.049	2	2	1:41.311	30.865	40.782	29.664	253.5	4:44.158
36	1	1:46.176	31.435	43.835	30.906	258.4	1:16:26.225	3	2	1:43.329	29.506	40.509	33.214	260.2	6:27.487
37	1	1:43.676	30.914	41.850	30.912	258.4	1:18:09.901	4	2	1:37.862	29.488	39.683	28.691	260.2	8:05.349
38	1	1:43.408	31.033	41.687	30.688	258.4	1:19:53.309	5	2	1:38.527	29.238	39.291	29.998	260.9	9:43.876
39	1	1:43.538	30.502	42.283	30.753	258.4	1:21:36.847	6	2	1:45.802	30.969	40.175	34.658	255.3	11:29.678
40	1	1:43.114	30.718	41.888	30.508	257.8	1:23:19.961	7	2	1:43.476 B	29.542	39.412	34.522	261.5	13:13.154
41	1	1:43.088	30.609	41.607	30.872	258.4	1:25:03.049	8	2	4:40.477	3:30.339	40.554	29.584	177.3	17:53.631
42	1	1:43.115	30.722	41.650	30.743	258.4	1:26:46.164	9	2	1:43.241 B	29.770	39.862	33.609	257.8	19:36.872
43	1	1:47.785	31.033	44.047	32.705	258.4	1:28:33.949	10	2	6:45.632	5:36.164	40.052	29.416	176.8	26:22.504
44	1	1:49.357 B	31.077	41.965	36.315	257.1	1:30:23.306	11	2	2:36.551	29.889	1:11.279	55.383	259.0	28:59.055
8 Team Virage Ligier JS P320 - Nissan								10 Eurointernational Ligier JS P320 - Nissan							
1. Manuel ESPIRITO SANTO 3. Michael JENSEN LMP3								1. Nick MOSS LMP3							
2. Nick ADCOCK								2. Glenn VAN BERLO							
1	1	3:37.919	2:25.074	42.682	30.163	147.1	3:37.919	12	2	3:27.973	1:13.292	1:18.890	55.791	80.2	32:27.028
2	1	1:42.088	31.068	42.423	28.597	235.8	5:20.007	13	2	3:28.276	1:13.410	1:19.016	55.850	79.8	35:55.304
3	1	1:38.116	28.863	39.421	29.832	262.1	6:58.123	14	2	1:50.385	39.666	40.912	29.807	215.1	37:45.689
4	1	1:37.627	29.294	39.759	28.574	259.6	8:35.750	15	2	1:39.236	29.908	39.979	29.349	259.0	39:24.925
5	1	1:37.989	29.055	39.930	29.004	260.9	10:13.739	16	2	1:40.106	30.784	40.029	29.293	262.1	41:05.031
6	1	1:42.323 B	29.254	39.767	33.302	264.1	11:56.062	17	2	1:38.946	29.782	39.798	29.266	260.2	42:43.977
7	1	8:59.349	7:46.407	42.724	30.218	165.4	20:55.411	18	2	1:39.100	29.728	39.915	29.457	260.2	44:23.077
8	1	1:40.091	30.233	40.335	29.523	258.4	22:35.502	19	2	1:43.357 B	29.768	40.598	32.991	259.6	46:06.434
9	1	1:39.578	29.552	40.350	29.676	258.4	24:15.080	20	1	10:02.929	8:50.028	42.077	30.824	177.3	56:09.363
10	1	1:43.630 B	29.187	39.879	34.564	260.9	25:58.710	21	1	1:43.045	31.065	41.428	30.552	256.5	57:52.408
11	2	6:42.550	4:27.158	1:19.440	55.952	76.5	32:41.260	22	1	1:44.028	31.220	41.689	31.119	257.1	59:36.436
12	2	3:25.386	1:13.723	1:19.215	52.448	79.9	36:06.646	23	1	1:43.567	30.838	41.979	30.750	258.4	1:01:20.003
13	2	1:49.030	34.049	43.767	31.214	245.5	37:55.676	24	1	1:53.749 B	30.832	43.606	39.311	257.1	1:03:13.752
14	2	1:44.729	32.046	42.172	30.511	258.4	39:40.405	11 Eurointernational Ligier JS P320 - Nissan							
15	2	1:46.060	31.669	42.920	31.471	260.9	41:26.465	1. Matthew Richard BELL LMP3							
16	2	1:43.757	31.143	41.736	30.878	255.9	43:10.222	2. Adam ALI							
17	2	1:42.079	30.380	41.472	30.227	259.0	44:52.301	1	2	2:28.574	1:09.843	46.751	31.980	134.7	2:28.574
18	2	1:42.403	30.619	41.531	30.253	257.8	46:34.704	2	2	1:42.028	31.022	41.080	29.926	251.7	4:10.602
19	2	1:41.864	30.423	41.167	30.274	261.5	48:16.568	3	2	1:40.477	30.275	40.631	29.571	259.6	5:51.079
20	2	1:41.442	30.231	41.139	30.072	257.8	49:58.010	4	2	1:40.055	30.079	40.509	29.467	260.9	7:31.134
21	2	1:50.308 B	30.235	41.337	38.736	257.8	51:48.318	5	2	1:52.130	29.716	52.550	29.864	262.1	9:23.264
22	3	4:27.517	3:14.129	42.691	30.697	175.3	56:15.835	6	2	1:40.175	30.112	40.521	29.542	261.5	11:03.439
								7	2	1:39.831	29.714	40.357	29.760	260.9	12:43.270
								8	2	1:46.079 B	30.206	41.185	34.688	261.5	14:29.349
								9	1	5:08.171	3:56.474	41.165	30.532	168.0	19:37.520





European Le Mans Series 4 Hours of Barcelona Free Practice 2

Sector Analysis

Lap under Red Flag Invalidated Lap Personal Best Session Best B Crossing the pit lane

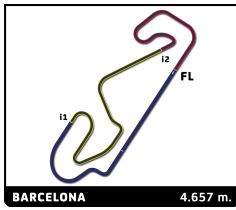
Lap	D	Time	Sector 1	Sector 2	Sector 3	T. Spd	Elapsed	Lap	D	Time	Sector 1	Sector 2	Sector 3	T. Spd	Elapsed
10	1	1:41.206	30.293	40.838	30.075	259.6	21:18.726	3	3	1:45.596	31.659	42.400	31.537	256.5	6:13.050
11	1	1:40.427	30.035	40.450	29.942	260.2	22:59.153	4	3	1:41.792	30.447	41.155	30.190	258.4	7:54.842
12	1	1:40.285	30.170	40.479	29.636	260.2	24:39.438	5	3	1:42.861	30.240	41.555	31.066	259.0	9:37.703
13	1	1:47.582 B	30.118	40.858	36.606	259.6	26:27.020	6	3	1:43.420	30.638	42.694	30.088	258.4	11:21.123
14	1	6:34.110 B	4:15.625	1:19.346	59.139	79.9	33:01.130	7	3	1:49.926 B	30.750	41.824	37.352	259.0	13:11.049
15	1	3:19.243	1:21.790	1:19.306	38.147	79.9	36:20.373	8	1	4:35.373	3:18.991	44.610	31.772	175.0	17:46.422
16	1	1:44.520	31.837	42.490	30.193	252.3	38:04.893	9	1	1:42.010	30.469	40.967	30.574	257.1	19:28.432
17	1	1:42.516	30.972	41.458	30.086	258.4	39:47.409	10	1	1:54.260	30.357	40.779	43.124	257.8	21:22.692
18	1	1:41.814	30.479	41.328	30.007	261.5	41:29.223	11	1	1:43.354	30.820	41.486	31.048	258.4	23:06.046
19	1	1:42.554	30.480	41.761	30.313	262.1	43:11.777	12	1	1:41.639	30.521	41.004	30.114	259.6	24:47.685
20	1	1:41.649	30.522	40.958	30.169	260.2	44:53.426	13	1	10:44.258 B	30.257	9:07.387	1:06.614	260.2	35:31.943
21	1	1:42.675	30.578	41.359	30.738	260.2	46:36.101	14	1	7:51.775 B	6:20.923	49.581	41.271	176.5	43:23.718
22	1	1:42.140	31.217	40.834	30.089	258.4	48:18.241	15	2	3:36.469 B	2:16.876	43.308	36.285	173.9	47:00.187
23	1	1:47.021 B	30.500	41.058	35.463	259.0	50:05.262	16	3	3:39.508 B	2:17.413	44.517	37.578	171.7	50:39.695
24	1	4:16.317	3:03.687	41.659	30.971	172.2	54:21.579	17	1	6:29.581 B	5:03.700	46.729	39.152	179.1	57:09.276
25	1	1:43.060	30.849	41.726	30.485	257.1	56:04.639	18	2	3:36.060 B	2:16.370	42.111	37.579	177.3	1:00:45.336
26	1	1:42.350	30.614	41.476	30.260	257.8	57:46.989	19	3	3:44.902 B	2:18.016	48.787	38.099	175.0	1:04:30.238
27	1	1:42.998	31.445	41.167	30.386	258.4	59:29.987	20	1	9:03.342 B	7:40.116	44.878	38.348	171.2	1:13:33.580
28	1	1:43.617	30.583	41.394	31.640	257.8	1:01:13.604	21	2	3:34.791 B	2:15.515	42.350	36.926	176.8	1:17:08.371
29	1	1:42.231	30.726	41.247	30.258	258.4	1:02:55.835	22	3	3:31.344 B	2:12.807	42.307	36.230	179.1	1:20:39.715
30	1	1:42.830	30.515	41.186	31.129	259.0	1:04:38.665	23	2	9:29.718 B	7:46.199	55.511	48.008	140.1	1:30:09.433
31	1	2:51.167 B	36.346	1:18.784	56.037	254.1	1:07:29.832								
32	1	5:17.012	4:03.943	42.075	30.994	168.7	1:12:46.844								
33	1	1:44.204	30.946	41.844	31.414	258.4	1:14:31.048								
34	1	1:41.354	30.486	40.855	30.013	259.6	1:16:12.402								
35	1	1:41.670	30.482	41.101	30.087	260.2	1:17:54.072								
36	1	1:44.535	30.538	41.282	32.715	259.6	1:19:38.607								
37	1	1:42.182	31.108	40.773	30.301	256.5	1:21:20.789								
38	1	1:41.557	30.196	40.917	30.444	259.6	1:23:02.346								
39	1	1:42.003	30.437	41.148	30.418	259.6	1:24:44.349								
40	1	1:41.999	30.464	41.276	30.259	257.8	1:26:26.348								
41	1	1:42.183	30.544	41.269	30.370	260.2	1:28:08.531								
42	1	1:41.880	30.439	41.245	30.196	258.4	1:29:50.411								
43	1	1:48.240 B	30.457	41.709	36.074	257.8	1:31:38.651								

12		WTM Racing by Rinaldi		Duqueine M30 - D08 - Nissan			
1. Torsten KRATZ		3. Oscar TUNJO		LMP3			
2. Leonard WEISS							
1	3	13:03.837	...	44.045	30.447	150.0	13:03.837
2	3	1:37.927	29.556	39.582	28.789	262.1	14:41.764
3	3	1:39.329	30.246	39.975	29.108	265.4	16:21.093
4	3	1:36.971	28.996	39.122	28.853	265.4	17:58.064
5	3	1:44.123 B	29.419	40.193	34.511	266.7	19:42.187
6	2	3:22.616	2:12.154	40.771	29.691	181.2	23:04.803
7	2	1:38.943	29.702	39.958	29.283	263.4	24:43.746
8	2	1:44.682 B	29.681	40.084	34.917	265.4	26:28.428
9	1	11:31.712	...	45.515	31.120	161.2	38:00.140
10	1	1:40.651	29.898	40.621	30.132	262.1	39:40.791
11	1	1:55.473 B	32.067	44.343	39.063	250.6	41:36.264

13		Inter Europol Competition		Ligier JS P320 - Nissan			
1. Miguel CRISTÓVÃO		3. Wyatt BRICHACEK		LMP3			
2. Kai ASKEY							
1	3	2:42.247	1:22.041	48.088	32.118	136.2	2:42.247
2	3	1:45.207	32.047	42.486	30.674	253.5	4:27.454

15		RLR M Sport		Ligier JS P320 - Nissan			
1. Horst FELBERMAYR		3. Mateusz KAPRZYK		LMP3			
2. Gael JULIEN							
1	2	2:10.178	53.116	46.087	30.975	135.5	2:10.178
2	2	1:41.220	30.914	41.037	29.269	241.6	3:51.398
3	2	1:38.393	29.365	40.379	28.649	262.8	5:29.791
4	2	1:37.273	28.974	39.166	29.133	260.9	7:07.064
5	2	1:38.916	28.850	39.352	30.714	260.2	8:45.980
6	2	1:39.159	30.366	40.271	28.522	258.4	10:25.139
7	2	1:37.233	29.000	39.167	29.066	262.1	12:02.372
8	2	1:40.818 B	28.984	39.195	32.639	261.5	13:43.190
9	3	6:24.194	5:14.319	40.750	29.125	171.4	20:07.384
10	3	1:39.099	29.810	40.137	29.152	258.4	21:46.483
11	3	1:38.859	29.610	40.093	29.156	256.5	23:25.342
12	3	1:39.676	29.944	40.410	29.322	257.1	25:05.018
13	3	1:39.616	29.774	40.278	29.564	259.6	26:44.634
14	3	3:02.156	47.666	1:19.036	55.454	257.8	29:46.790
15	3	3:27.352	1:13.211	1:18.626	55.515	80.2	33:14.142
16	3	3:07.859	1:13.225	1:18.720	35.914	79.8	36:22.001
17	3	1:40.692	30.529	40.954	29.209	257.1	38:02.693
18	3	1:40.350	29.753	40.663	29.934	259.6	39:43.043
19	3	1:42.679	30.076	41.966	30.637	261.5	41:25.722
20	3	1:41.027	30.226	40.719	30.082	258.4	43:06.749
21	3	1:41.334	30.591	41.450	29.293	259.0	44:48.083
22	3	1:38.562	29.629	39.784	29.149	257.8	46:26.645
23	3	1:38.621	29.479	40.057	29.085	258.4	48:05.266
24	3	1:38.820	29.633	39.817	29.370	258.4	49:44.086
25	3	1:38.835	29.721	39.967	29.147	258.4	51:22.921
26	3	1:39.195	29.560	39.778	29.857	259.0	53:02.116
27	3	1:43.913 B	30.317	40.148	33.448	260.2	54:46.029
28	1	3:28.893	2:15.593	42.324	30.976	175.9	58:14.922
29	1	1:42.923	30.798	41.575	30.550	256.5	59:57.845



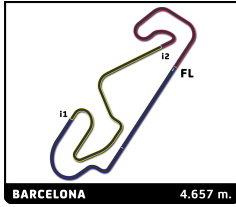


European Le Mans Series 4 Hours of Barcelona Free Practice 2

Sector Analysis

Lap under Red Flag								Invalidated Lap		Personal Best		Session Best		B Crossing the pit lane	
Lap	D	Time	Sector 1	Sector 2	Sector 3	T. Spd	Elapsed	Lap	D	Time	Sector 1	Sector 2	Sector 3	T. Spd	Elapsed
30	1	1:42.235	30.593	41.193	30.449	256.5	1:01:40.080	36	3	1:41.226	30.456	40.838	29.932	255.9	1:19:45.055
31	1	1:42.652	30.738	41.458	30.456	255.9	1:03:22.732	37	3	1:41.294	30.702	40.728	29.864	256.5	1:21:26.349
32	1	1:43.022	30.671	41.183	31.168	256.5	1:05:05.754	38	3	1:40.874	30.483	40.724	29.667	255.9	1:23:07.223
33	1	3:17.628 B	1:00.591	1:19.441	57.596	93.9	1:08:23.382	39	3	1:41.236	30.478	40.820	29.938	257.8	1:24:48.459
34	1	4:28.253	3:14.132	42.225	31.896	131.7	1:12:51.635	40	3	1:41.654	30.582	41.126	29.946	255.9	1:26:30.113
35	1	1:42.570	30.839	41.291	30.440	256.5	1:14:34.205	41	3	1:41.542	30.532	41.026	29.984	255.9	1:28:11.655
36	1	1:43.781	30.824	42.471	30.486	257.1	1:16:17.986	42	3	1:41.452	30.628	40.916	29.908	255.9	1:29:53.107
37	1	1:42.939	30.499	41.725	30.715	256.5	1:18:00.925	43	3	1:41.959	30.761	41.109	30.089	255.9	1:31:35.066
38	1	1:43.675	30.837	41.197	31.641	255.9	1:19:44.600	17 COOL Racing Ligier JS P320 - Nissan LMP3							
39	1	1:43.576	31.490	41.527	30.559	257.1	1:21:28.176	1. Adrien CHILA		3. Alejandro GARCIA					
40	1	1:42.755	30.565	41.501	30.689	255.9	1:23:10.931	2. Marcos SIEBERT							
41	1	1:42.910	30.406	41.281	31.223	257.1	1:24:53.841	1	3	2:27.983	1:09.400	46.617	31.966	140.8	2:27.983
42	1	1:42.740	31.061	41.240	30.439	254.7	1:26:36.581	2	3	1:41.629	30.735	40.891	30.003	252.3	4:09.612
43	1	1:43.342	30.591	41.837	30.914	255.9	1:28:19.923	3	3	1:40.089	30.019	40.519	29.551	260.9	5:49.701
44	1	1:43.004	30.522	41.651	30.831	257.8	1:30:02.927	4	3	1:39.115	29.525	40.113	29.477	262.8	7:28.816
16 Proton Competition Porsche 911 RSR - 19 LMGT E								1. Ryan HARDWICK							
								2. Zacharie ROBICHON							
								3. Alessio PICARIELLO							
1	1	2:48.162	1:20.799	50.785	36.578	145.4	2:48.162	5	3	1:41.192	29.913	41.151	30.128	264.7	9:10.008
2	1	1:46.642	32.412	42.745	31.485	252.3	4:34.804	6	3	1:38.629	29.498	39.966	29.165	262.8	10:48.637
3	1	1:42.885	31.243	41.271	30.371	258.4	6:17.689	7	3	1:38.297	29.393	39.816	29.088	262.8	12:26.934
4	1	1:41.038	30.441	40.769	29.828	259.0	7:58.727	8	3	1:38.710	29.293	39.746	29.671	264.1	14:05.644
5	1	1:48.601 B	30.538	41.122	36.941	257.8	9:47.328	9	3	1:44.757 B	29.545	41.172	34.040	264.1	15:50.401
6	1	2:55.759	1:37.113	45.564	33.082	166.9	12:43.087	10	3	3:27.071 B	2:13.264	40.598	33.209	181.2	19:17.472
7	1	1:49.108	31.982	42.708	34.418	256.5	14:32.195	11	2	3:24.043	2:14.052	40.290	29.701	179.1	22:41.515
8	1	1:44.298	30.749	41.242	32.307	257.1	16:16.493	12	2	1:39.450	30.174	39.931	29.345	260.2	24:20.965
9	1	1:50.349 B	30.594	41.073	38.682	257.8	18:06.842	13	2	1:38.942	29.474	40.273	29.195	260.9	25:59.907
10	2	4:11.541	2:58.420	42.735	30.386	173.9	22:18.383	14	2	2:16.436 B	29.837	51.165	55.434	264.1	28:16.343
11	2	1:43.383	30.785	41.855	30.743	255.3	24:01.766	15	2	4:55.873	2:41.614	1:18.701	55.558	80.2	33:12.216
12	2	1:42.081	30.783	41.327	29.971	255.9	25:43.847	16	2	3:08.211	1:13.239	1:18.747	36.225	80.1	36:20.427
13	2	2:04.189	30.682	41.224	52.283	255.9	27:48.036	17	2	1:39.996	30.193	39.994	29.809	258.4	38:00.423
14	2	3:26.695	1:12.880	1:18.378	55.437	80.0	31:14.731	18	2	1:40.797	30.111	40.511	30.175	264.7	39:41.220
15	2	3:27.026	1:13.067	1:18.536	55.423	80.0	34:41.757	19	2	1:42.964	31.249	41.658	30.057	264.7	41:24.184
16	2	2:30.357	1:14.002	45.411	30.944	79.9	37:12.114	20	2	1:41.179	29.866	41.436	29.877	263.4	43:05.363
17	2	1:43.646	31.289	41.308	31.049	255.3	38:55.760	21	2	1:38.966	29.825	39.879	29.262	260.9	44:44.329
18	2	1:41.668	30.762	40.831	30.075	255.9	40:37.428	22	2	1:46.544 B	30.150	40.011	36.383	263.4	46:30.873
19	2	1:41.261	30.535	40.709	30.017	255.9	42:18.689	23	1	3:26.182	2:14.392	41.428	30.362	178.5	49:57.055
20	2	1:41.809	30.543	41.044	30.222	257.1	44:00.498	24	1	1:41.493	30.415	41.051	30.027	259.6	51:38.548
21	2	1:42.552	31.062	41.234	30.256	257.8	45:43.050	25	1	1:42.463	30.494	41.233	30.736	259.6	53:21.011
22	2	1:42.109	30.663	40.864	30.582	256.5	47:25.159	26	1	1:41.245	30.172	41.005	30.068	260.2	55:02.256
23	2	1:44.105	30.900	41.511	31.694	255.9	49:09.264	27	1	1:41.531	30.190	41.136	30.205	259.6	56:43.787
24	2	1:42.582	30.775	41.205	30.602	256.5	50:51.846	28	1	1:42.264	30.363	40.874	31.027	259.6	58:26.051
25	2	1:42.857	30.707	41.501	30.649	257.1	52:34.703	29	1	1:41.114	30.031	41.024	30.059	261.5	1:00:07.165
26	2	1:44.699	31.062	42.524	31.113	256.5	54:19.402	30	1	1:41.699	30.441	41.127	30.131	261.5	1:01:48.864
27	2	1:47.204 B	31.034	41.597	34.573	256.5	56:06.606	31	1	1:42.882	30.219	41.922	30.741	260.9	1:03:31.746
28	2	2:49.066 B	1:24.196	47.684	37.186	161.7	58:55.672	32	1	1:52.684 B	30.392	41.280	41.012	260.9	1:05:24.430
29	3	2:56.542	1:42.319	43.591	30.632	173.6	1:01:52.214	33	1	8:06.444 B	6:48.655	42.284	35.505	179.1	1:13:30.874
30	3	1:42.633	30.963	41.182	30.488	253.5	1:03:34.847	34	3	3:32.401 B	2:16.046	41.441	34.914	177.0	1:17:03.275
31	3	1:51.017 B	30.549	40.964	39.504	255.3	1:05:25.864	19 Team Virage Oreca 07 - Gibson LMP2 Pro/Am							
32	3	7:32.059	6:17.439	43.316	31.304	168.0	1:12:57.923	1. Rob HODES		3. Tatiana CALDERON					
33	3	1:41.727	30.628	40.844	30.255	254.7	1:14:39.650	2. Ian RODRIGUEZ							
34	3	1:42.283	30.636	41.565	30.082	255.9	1:16:21.933	1	3	2:23.936	1:03.955	47.618	32.363	126.8	2:23.936
35	3	1:41.896	31.229	40.903	29.764	257.8	1:18:03.829	2	3	1:43.982	32.478	41.817	29.687	227.4	4:07.918
								3	3	1:40.172	29.828	40.171	30.173	270.0	5:48.090
								4	3	1:46.045 B	29.145	39.183	37.717	266.0	7:34.135
								5	3	2:01.622	52.209	40.504	28.909	158.1	9:35.757



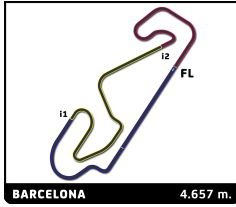


European Le Mans Series 4 Hours of Barcelona Free Practice 2

Sector Analysis

Lap under Red Flag											Invalidated Lap	Personal Best	Session Best	B Crossing the pit lane	
Lap	D	Time	Sector 1	Sector 2	Sector 3	T. Spd	Elapsed	Lap	D	Time	Sector 1	Sector 2	Sector 3	T. Spd	Elapsed
6	3	1:37.076	28.982	39.676	28.418	282.7	11:12.833	40	1	1:40.686	29.796	41.067	29.823	271.4	1:22:47.192
7	3	1:39.853	32.374	39.145	28.334	282.0	12:52.686	41	1	1:42.045	29.930	40.736	31.379	274.8	1:24:29.237
8	3	1:34.505	27.991	38.060	28.454	282.7	14:27.191	42	1	1:39.907	29.277	40.882	29.748	274.1	1:26:09.144
9	3	1:34.120	28.047	37.898	28.175	282.7	16:01.311	43	1	1:40.596	29.906	40.882	29.808	274.8	1:27:49.740
10	3	1:42.401	B 28.204	38.228	35.969	282.7	17:43.712	44	1	1:40.435	29.938	40.769	29.728	272.7	1:29:30.175
11	2	5:34.093	4:24.773	39.959	29.361	180.3	23:17.805	45	1	1:41.238	29.030	41.824	30.384	272.0	1:31:11.413
12	2	1:37.667	30.048	38.769	28.850	276.9	24:55.472	21 United Autosports USA 1. Daniel SCHNEIDER 3. Nelson PIQUET Jr 2. Andrew MEYRICK Oreca 07 - Gibson LMP2 Pro/Am							
13	2	1:42.609	B 28.519	38.965	35.125	277.6	26:38.081								
14	2	9:02.891	6:46.337	1:19.993	56.561	79.5	35:40.972	1	2	2:32.967	1:17.909	44.338	30.720	147.5	2:32.967
15	2	1:57.359	47.629	40.810	28.920	154.7	37:38.331	2	2	1:37.909	29.807	39.623	28.479	274.1	4:10.876
16	2	1:43.439	B 28.276	39.722	35.441	278.4	39:21.770	3	2	1:36.105	28.616	39.025	28.464	278.4	5:46.981
20 Algarve Pro Racing 1. Fred POORDAD 2. Tristan VAUTIER Oreca 07 - Gibson LMP2 Pro/Am							3. Jack HAWKSWORTH								
1	3	2:06.928	53.466	43.009	30.453	160.2	2:06.928	4	2	1:34.410	27.929	38.585	27.896	279.8	7:21.391
2	3	1:35.617	29.199	38.562	27.856	272.7	3:42.545	5	2	1:36.061	28.121	38.640	29.300	279.1	8:57.452
3	3	1:36.086	28.901	39.220	27.965	279.1	5:18.631	6	2	1:35.113	27.861	38.271	28.981	278.4	10:32.565
4	3	1:34.016	27.840	38.298	27.878	279.8	6:52.647	7	2	1:35.124	29.144	38.251	27.729	276.2	12:07.689
5	3	1:38.159	B 27.983	37.905	32.271	282.0	8:30.806	8	2	1:34.210	27.904	38.457	27.849	279.1	13:41.899
6	3	2:35.471	1:28.398	39.123	27.950	184.6	11:06.277	9	2	1:40.405	B 28.042	39.706	32.657	279.8	15:22.304
7	3	1:32.219	27.392	37.416	27.411	279.8	12:38.496	10	1	5:15.315	3:56.446	46.454	32.415	151.5	20:37.619
8	3	1:31.802	27.191	37.599	27.012	282.0	14:10.298	11	1	1:42.207	30.878	41.290	30.039	274.1	22:19.826
9	3	1:34.615	27.489	38.805	28.321	282.0	15:44.913	12	1	1:38.705	29.311	39.592	29.802	275.5	23:58.531
10	3	1:33.566	27.879	38.150	27.537	283.5	17:18.479	13	1	1:37.733	28.618	39.014	30.101	277.6	25:36.264
11	3	1:40.154	B 27.432	37.827	34.895	281.2	18:58.633	14	1	2:01.131	28.590	42.179	50.362	277.6	27:37.395
12	2	5:24.542	4:15.973	40.438	28.131	182.7	24:23.175	15	1	3:28.162	1:13.190	1:19.126	55.846	80.2	31:05.557
13	2	1:33.597	27.914	38.336	27.347	279.1	25:56.772	16	1	3:28.986	1:13.336	1:19.328	56.322	80.0	34:34.543
14	2	2:12.902	27.670	49.360	55.872	279.1	28:09.674	17	1	2:32.888	1:13.808	49.070	30.010	80.0	37:07.431
15	2	3:28.860	1:13.575	1:19.260	56.025	80.3	31:38.534	18	1	1:40.391	30.350	39.448	30.593	276.9	38:47.822
16	2	3:29.337	1:13.773	1:19.243	56.321	80.1	35:07.871	19	1	1:36.647	28.339	39.023	29.285	277.6	40:24.469
17	2	2:10.602	1:03.248	39.577	27.777	80.1	37:18.473	20	1	1:36.355	28.551	38.800	29.004	276.2	42:00.824
18	2	1:34.480	27.909	38.737	27.834	279.1	38:52.953	21	1	1:37.791	28.770	39.532	29.489	279.1	43:38.615
19	2	1:33.187	28.155	37.666	27.366	282.7	40:26.140	22	1	1:36.220	28.374	39.161	28.685	277.6	45:14.835
20	2	1:33.495	27.564	38.453	27.478	280.5	41:59.635	23	1	1:46.401	28.477	41.254	36.670	277.6	47:01.236
21	2	1:33.386	28.035	38.087	27.264	282.7	43:33.021	24	1	1:46.410	B 28.591	41.207	36.612	276.2	48:47.646
22	2	1:32.845	27.351	37.525	27.969	281.2	45:05.866	25	2	4:14.506	3:07.358	38.908	28.240	191.2	53:02.152
23	2	1:43.405	B 30.735	39.061	33.609	278.4	46:49.271	26	2	1:33.328	27.962	37.756	27.610	275.5	54:35.480
24	1	3:32.488	2:11.862	48.058	32.568	157.0	50:21.759	27	2	1:33.872	27.658	38.044	28.170	278.4	56:09.352
25	1	1:45.452	31.249	42.194	32.009	265.4	52:07.211	28	2	1:34.549	27.727	39.098	27.724	276.9	57:43.901
26	1	1:38.478	29.426	40.052	29.000	274.1	53:45.689	29	2	1:35.004	28.653	38.738	27.613	281.2	59:18.905
27	1	1:37.697	28.728	39.699	29.270	274.8	55:23.386	30	2	1:34.624	27.446	38.664	28.514	279.8	1:00:53.529
28	1	1:41.330	29.276	41.169	30.885	273.4	57:04.716	31	2	1:32.307	27.370	37.530	27.407	278.4	1:02:25.836
29	1	1:40.656	29.268	41.257	30.131	274.1	58:45.372	32	2	1:33.408	27.336	38.476	27.596	279.8	1:03:59.244
30	1	1:39.722	29.961	40.312	29.449	270.0	1:00:25.094	33	2	2:00.157	B 27.581	37.928	54.648	278.4	1:05:59.401
31	1	1:39.625	28.787	40.815	30.023	276.2	1:02:04.719	34	3	6:52.298	5:43.409	40.232	28.657	182.7	1:12:51.699
32	1	1:39.091	28.882	40.570	29.639	274.8	1:03:43.810	35	3	1:37.395	27.845	40.282	29.268	279.1	1:14:29.094
33	1	2:02.649	B 29.865	41.054	51.730	272.7	1:05:46.459	36	3	1:35.362	27.924	38.206	29.232	284.2	1:16:04.456
34	1	6:54.325	5:42.607	41.438	30.280	165.4	1:12:40.784	37	3	1:34.429	27.992	38.029	28.408	279.1	1:17:38.885
35	1	1:42.488	30.296	41.541	30.651	272.7	1:14:23.272	38	3	1:33.473	27.830	38.003	27.640	277.6	1:19:12.358
36	1	1:41.034	29.788	41.503	29.743	274.8	1:16:04.306	39	3	1:34.424	28.046	38.149	28.229	280.5	1:20:46.782
37	1	1:42.440	30.331	41.372	30.737	258.4	1:17:46.746	40	3	1:33.563	27.768	38.020	27.775	279.1	1:22:20.345
38	1	1:39.158	29.211	40.373	29.574	272.7	1:19:25.904	41	3	1:33.177	27.602	37.786	27.789	280.5	1:23:53.522
39	1	1:40.602	29.061	40.375	31.166	274.1	1:21:06.506	42	3	1:34.181	27.732	38.575	27.874	279.8	1:25:27.703
								43	3	1:34.366	27.881	38.520	27.965	280.5	1:27:02.069
								44	3	1:34.872	28.355	38.457	28.060	281.2	1:28:36.941





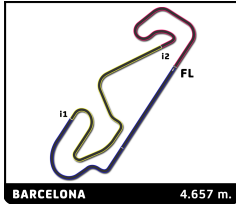
European Le Mans Series 4 Hours of Barcelona Free Practice 2

Sector Analysis

Lap under Red Flag Invalidated Lap Personal Best Session Best B Crossing the pit lane

Lap	D	Time	Sector 1	Sector 2	Sector 3	T. Spd	Elapsed	Lap	D	Time	Sector 1	Sector 2	Sector 3	T. Spd	Elapsed
45	3	1:36.583	27.992	38.557	30.034	282.0	1:30:13.524	4	1	1:40.623	29.878	41.207	29.538	275.5	8:11.169
22	United Autosports USA		Oreca 07 - Gibson					5	1	1:40.884	29.486	41.367	30.031	279.8	9:52.053
	1.Marino SATO		3.Oliver JARVIS		LMP2			6	1	1:40.378	29.399	40.743	30.236	279.8	11:32.431
	2.Philip HANSON							7	1	1:37.687	28.868	39.924	28.895	279.1	13:10.118
1	2	2:18.954	B 57.212	44.817	36.925	138.5	2:18.954	8	1	1:38.552	29.333	39.797	29.422	279.8	14:48.670
2	2	3:06.451	1:49.483	45.699	31.269	170.9	5:25.405	9	1	1:38.288	29.156	39.947	29.185	278.4	16:26.958
3	2	1:43.875	32.431	42.434	29.010	255.9	7:09.280	10	1	1:40.873	29.391	41.524	29.958	277.6	18:07.831
4	2	1:43.027	30.205	38.721	34.101	255.3	8:52.307	11	1	1:38.428	29.284	39.885	29.259	275.5	19:46.259
5	2	1:45.257	27.087	47.706	30.464	281.2	10:37.564	12	1	1:48.862	B 29.716	40.285	38.861	278.4	21:35.121
6	2	1:59.944	27.422	56.877	35.645	282.7	12:37.508	13	3	4:01.544	2:54.463	38.641	28.440	190.1	25:36.665
7	2	1:30.678	26.860	37.129	26.689	282.0	14:08.186	14	3	1:55.942	28.584	40.739	28.619	278.4	27:32.607
8	2	1:51.916	28.406	52.687	30.823	284.2	16:00.102	15	3	3:26.812	1:12.859	1:18.543	55.410	81.0	30:59.419
9	2	1:34.221	27.451	36.842	29.928	282.7	17:34.323	16	3	3:28.142	1:12.966	1:19.180	55.996	80.8	34:27.561
10	2	1:34.226	29.362	37.941	26.923	279.8	19:08.549	17	3	2:31.590	1:13.661	49.537	28.392	78.9	36:59.151
11	2	1:41.376	B 28.852	39.722	32.802	283.5	20:49.925	18	3	1:33.832	28.034	37.698	28.100	277.6	38:32.983
12	1	13:11.499	...	1:19.606	56.312	80.1	34:01.424	19	3	1:33.291	28.030	37.695	27.566	282.0	40:06.274
13	1	2:44.360	1:13.989	1:01.765	28.606	79.8	36:45.784	20	3	1:32.475	27.491	37.582	27.402	280.5	41:38.749
14	1	1:32.794	27.705	37.840	27.249	276.2	38:18.578	21	3	1:41.208	B 27.581	38.010	35.617	282.0	43:19.957
15	1	1:32.215	27.119	37.269	27.827	280.5	39:50.793	22	3	5:10.648	4:03.477	38.501	28.670	189.5	48:30.605
16	1	1:35.682	28.120	38.584	28.978	282.0	41:26.475	23	3	1:34.618	28.176	38.326	28.116	279.1	50:05.223
17	1	1:34.526	28.006	38.633	27.887	279.8	43:01.001	24	3	1:34.151	28.171	37.994	27.986	280.5	51:39.374
18	1	1:33.566	27.656	38.481	27.429	280.5	44:34.567	25	3	1:33.739	27.922	38.014	27.803	280.5	53:13.113
19	1	1:31.787	27.160	37.403	27.224	282.0	46:06.354	26	3	1:41.084	B 28.233	38.379	34.472	279.8	54:54.197
20	1	1:32.451	27.196	37.642	27.613	282.0	47:38.805	27	3	6:08.326	4:56.182	39.466	32.678	189.1	1:01:02.523
21	1	1:35.262	28.334	39.093	27.835	282.7	49:14.067	28	3	1:34.560	28.181	38.186	28.193	276.9	1:02:37.083
22	1	1:35.850	28.437	38.569	28.844	282.7	50:49.917	29	3	1:34.363	27.995	38.223	28.145	279.1	1:04:11.446
23	1	1:34.618	28.034	38.654	27.930	280.5	52:24.535	30	3	2:18.914	B 28.098	55.379	55.437	276.9	1:06:30.360
24	1	1:34.121	27.518	37.900	28.703	279.8	53:58.656	31	2	8:13.190	6:59.037	44.921	29.232	172.2	1:14:43.550
25	1	1:33.904	28.077	38.004	27.823	279.1	55:32.560	32	2	1:38.499	28.892	39.870	29.737	277.6	1:16:22.049
26	1	1:33.877	27.505	37.958	28.414	280.5	57:06.437	33	2	1:36.708	28.914	39.121	28.673	276.9	1:17:58.757
27	1	1:37.583	28.095	39.715	29.773	280.5	58:44.020	34	2	1:38.431	28.557	39.060	30.814	277.6	1:19:37.188
28	1	1:38.591	B 27.863	38.145	32.583	277.6	1:00:22.611	35	2	1:37.106	29.224	39.156	28.726	277.6	1:21:14.294
29	3	3:52.981	2:44.977	39.433	28.571	190.1	1:04:15.592	36	2	1:37.256	28.812	39.041	29.403	279.1	1:22:51.550
30	3	2:20.059	B 28.178	55.892	55.989	278.4	1:06:35.651	37	2	1:36.492	28.600	39.057	28.835	274.8	1:24:28.042
31	3	5:56.935	4:49.264	39.293	28.378	158.1	1:12:32.586	38	2	1:36.041	28.355	38.966	28.720	277.6	1:26:04.083
32	3	1:34.956	28.450	38.458	28.048	277.6	1:14:07.542	39	2	1:35.286	28.131	38.689	28.466	278.4	1:27:39.369
33	3	1:33.422	27.909	37.778	27.735	279.1	1:15:40.964	40	2	1:35.502	28.206	38.668	28.628	279.1	1:29:14.871
34	3	1:33.134	27.648	37.875	27.611	279.1	1:17:14.098	41	2	1:46.913	B 29.511	41.408	35.994	280.5	1:31:01.784
35	3	1:33.508	27.613	38.121	27.774	279.8	1:18:47.606	24	Nielsen Racing		3.Mathias BECHE		Oreca 07 - Gibson		
36	3	1:33.441	27.669	37.884	27.888	280.5	1:20:21.047		1.Rodrigo SALES		LMP2 Pro/Am				
37	3	1:36.423	27.762	38.738	29.923	281.2	1:21:57.470		2.Ben HANLEY						
38	3	1:35.509	28.401	38.327	28.781	276.9	1:23:32.979	1	1	2:15.195	52.585	48.952	33.658	123.1	2:15.195
39	3	1:35.075	28.590	38.370	28.115	282.0	1:25:08.054	2	1	1:48.004	33.678	42.442	31.884	219.1	4:03.199
40	3	1:35.705	27.928	39.307	28.470	279.8	1:26:43.759	3	1	1:50.957	B 30.997	41.324	38.636	256.5	5:54.156
41	3	1:35.446	28.054	38.320	29.072	279.8	1:28:19.205	4	1	2:49.013	1:32.785	44.287	31.941	165.4	8:43.169
42	3	1:35.280	28.176	38.523	28.581	279.1	1:29:54.485	5	1	1:39.082	29.578	40.357	29.147	275.5	10:22.251
43	3	1:35.799	28.738	38.985	28.076	279.1	1:31:30.284	6	1	1:36.391	28.322	39.300	28.769	277.6	11:58.642
23	United Autosports USA		Oreca 07 - Gibson					7	1	1:37.822	27.946	40.299	29.577	278.4	13:36.464
	1.James MCGUIRE		3.Paul DI RESTA		LMP2 Pro/Am			8	1	1:35.031	28.153	38.418	28.460	275.5	15:11.495
	2.Guy SMITH							9	1	1:35.011	27.935	39.232	27.844	276.9	16:46.506
1	1	2:55.852	1:15.383	49.803	50.666	125.7	2:55.852	10	1	1:33.749	27.820	38.294	27.635	279.1	18:20.255
2	1	1:50.560	35.038	43.886	31.636	218.2	4:46.412	11	1	1:33.551	27.667	37.729	28.155	278.4	19:53.806
3	1	1:44.134	30.569	41.656	31.909	277.6	6:30.546	12	1	1:44.600	B 27.939	38.107	38.554	276.9	21:38.406





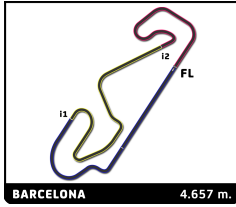
European Le Mans Series 4 Hours of Barcelona Free Practice 2

Sector Analysis

Lap under Red Flag Invalidated Lap Personal Best Session Best B Crossing the pit lane

Lap	D	Time	Sector 1	Sector 2	Sector 3	T. Spd	Elapsed	Lap	D	Time	Sector 1	Sector 2	Sector 3	T. Spd	Elapsed							
13	2	3:22.373	2:15.744	38.325	28.304	189.5	25:00.779	20	1	2:21.393 B	27.776	58.092	55.525	276.9	1:06:40.889							
14	2	1:39.917 B	28.282	38.276	33.359	274.8	26:40.696	21	1	7:11.762	6:05.695	38.484	27.583	186.9	1:13:52.651							
15	2	7:21.529	5:05.628	1:19.406	56.495	80.7	34:02.225	22	1	1:32.301	27.569	37.559	27.173	277.6	1:15:24.952							
16	2	2:45.841	1:15.003	1:00.792	30.046	80.5	36:48.066	23	1	1:33.925	27.205	38.847	27.873	279.8	1:16:58.877							
17	2	1:35.484	29.266	38.278	27.940	276.2	38:23.550	24	1	1:32.658	27.344	38.001	27.313	278.4	1:18:31.535							
18	2	1:33.435	27.854	37.684	27.897	276.9	39:56.985	25	1	1:33.405	27.513	38.231	27.661	279.1	1:20:04.940							
19	2	1:34.863	27.864	38.166	28.833	278.4	41:31.848	26	1	1:38.705 B	28.327	38.697	31.681	278.4	1:21:43.645							
20	2	1:37.324	28.209	39.903	29.212	278.4	43:09.172	27	3	4:09.940	3:03.736	38.400	27.804	189.8	1:25:53.585							
21	2	1:35.814	28.415	39.046	28.353	276.9	44:44.986	28	3	1:34.121	27.870	38.008	28.243	277.6	1:27:27.706							
22	2	1:35.789	28.179	38.918	28.692	280.5	46:20.775	29	3	1:33.440	27.820	37.987	27.633	276.2	1:29:01.146							
23	2	1:34.114	28.003	38.094	28.017	276.9	47:54.889	30	3	1:33.945	27.817	37.959	28.169	277.6	1:30:35.091							
24	2	1:34.828	27.953	37.826	29.049	277.6	49:29.717	<div style="border: 1px solid black; padding: 5px;"> 28 IDEC Sport 1. Paul LAFARGUE 2. Paul Loup CHATIN 3. Laurents HÖRR Oreca 07 - Gibson LMP2 </div>							1	2	2:04.017	48.404	44.376	31.237	125.9	2:04.017
25	2	1:33.884	28.168	37.853	27.863	274.8	51:03.601								2	2	1:36.639	29.458	39.045	28.136	273.4	3:40.656
26	2	1:38.542 B	27.969	37.823	32.750	279.1	52:42.143	3	2	1:36.892	28.798	40.006	28.088	278.4	5:17.548							
27	3	4:41.209	3:34.030	38.847	28.332	191.2	57:23.352	4	2	1:34.339	27.804	38.621	27.914	279.1	6:51.887							
28	3	1:33.934	27.999	38.001	27.934	277.6	58:57.286	5	2	1:39.076	30.653	39.407	29.016	279.8	8:30.963							
29	3	1:35.730	27.996	39.583	28.151	278.4	1:00:33.016	6	2	1:43.405 B	30.024	39.876	33.505	268.7	10:14.368							
30	3	1:33.609	27.838	37.875	27.896	277.6	1:02:06.625	7	2	11:41.305	...	41.725	29.391	157.9	21:55.673							
31	3	1:35.158	27.950	38.565	28.643	278.4	1:03:41.783	8	2	1:42.809	29.053	42.867	30.889	275.5	23:38.482							
32	3	1:49.864 B	28.513	38.617	42.734	273.4	1:05:31.647	9	2	1:34.664	28.923	38.223	27.518	279.1	25:13.146							
33	3	7:16.696	6:08.392	39.505	28.799	166.4	1:12:48.343	10	2	1:46.543 B	26.900	42.007	37.636	282.7	26:59.689							
34	3	1:36.837	29.064	38.991	28.782	274.8	1:14:25.180	11	2	5:42.141	3:26.946	1:19.249	55.946	81.4	32:41.830							
35	3	1:37.156	28.387	40.116	28.653	278.4	1:16:02.336	12	2	3:24.663	1:13.877	1:18.847	51.939	74.7	36:06.493							
36	3	1:34.726	28.076	38.505	28.145	276.2	1:17:37.062	13	2	1:37.984	29.903	39.330	28.751	266.7	37:44.477							
37	3	1:34.213	28.057	38.290	27.866	276.9	1:19:11.275	14	2	1:37.133	28.065	38.712	30.356	281.2	39:21.610							
38	3	1:39.087 B	27.985	38.262	32.840	276.9	1:20:50.362	15	2	1:31.069	27.057	36.886	27.126	281.2	40:52.679							
39	3	3:33.470	2:25.390	39.377	28.703	189.5	1:24:23.832	16	2	1:30.550	26.887	36.790	26.873	284.2	42:23.229							
40	3	1:35.084	28.319	38.239	28.526	276.2	1:25:58.916	17	2	1:43.511 B	28.996	40.982	33.533	285.7	44:06.740							
41	3	1:34.645	28.155	38.209	28.281	276.2	1:27:33.561	18	1	5:11.304	4:03.200	39.758	28.346	186.9	49:18.044							
42	3	1:35.507	28.123	39.127	28.257	277.6	1:29:09.068	19	1	1:37.378	28.154	38.820	30.404	276.2	50:55.422							
43	3	1:34.635	28.183	38.398	28.054	276.9	1:30:43.703	20	1	1:37.782	28.515	39.804	29.463	276.2	52:33.204							
<div style="border: 1px solid black; padding: 5px;"> 25 Algarve Pro Racing 1. Kyffin SIMPSON 2. James ALLEN 3. Alexander LYNN Oreca 07 - Gibson LMP2 </div>								21	1	1:36.018	28.545	38.904	28.569	276.2	54:09.222							
								22	1	1:34.249	27.878	38.310	28.061	279.1	55:43.471							
1	2	2:10.015 B	43.332	48.776	37.907	154.7	2:10.015	23	1	1:34.419	28.621	37.999	27.799	279.8	57:17.890							
2	2	3:27.517	2:15.634	41.802	30.081	178.8	5:37.532	24	1	1:33.892	27.631	38.320	27.941	279.1	58:51.782							
3	2	1:36.108	29.243	38.721	28.144	276.2	7:13.640	25	1	1:34.334	27.994	38.386	27.954	280.5	1:00:26.116							
4	2	1:34.169	28.132	38.115	27.922	276.2	8:47.809	26	1	1:36.422	28.258	40.111	28.053	281.2	1:02:02.538							
5	2	1:35.727	28.799	38.789	28.139	282.0	10:23.536	27	1	1:35.963	27.870	38.220	29.873	280.5	1:03:38.501							
6	2	1:41.956 B	27.900	40.142	33.914	280.5	12:05.492	28	1	1:49.490 B	30.954	38.883	39.653	266.7	1:05:27.991							
7	2	19:11.329	...	1:18.653	55.941	81.0	31:16.821	29	3	8:15.778	7:09.203	38.950	27.625	184.9	1:13:43.769							
8	2	3:27.589	1:13.270	1:18.647	55.672	80.6	34:44.410	30	3	1:32.832	27.721	37.749	27.362	279.1	1:15:16.601							
9	2	2:26.038	1:13.048	43.689	29.301	80.9	37:10.448	31	3	1:32.651	27.735	37.567	27.349	282.0	1:16:49.252							
10	2	1:36.151	28.687	39.125	28.339	277.6	38:46.599	32	3	1:35.541	27.402	39.983	28.156	282.0	1:18:24.793							
11	2	1:33.949	27.928	38.070	27.951	279.1	40:20.548	33	3	1:33.833	28.233	37.866	27.734	285.0	1:19:58.626							
12	2	1:39.424 B	27.914	39.286	32.224	280.5	41:59.972	34	3	1:34.471	27.647	38.708	28.116	282.7	1:21:33.097							
13	2	5:56.743	4:43.299	43.561	29.883	171.4	47:56.715	35	3	1:34.347	27.512	39.110	27.725	282.7	1:23:07.444							
14	2	1:38.862	28.968	42.050	27.844	268.0	49:35.577	36	3	1:33.674	27.618	38.439	27.617	282.0	1:24:41.118							
15	2	1:30.831	27.091	36.987	26.753	279.8	51:06.408	37	3	1:33.900	27.613	38.713	27.574	280.5	1:26:15.018							
16	2	1:36.972 B	26.844	37.080	33.048	281.2	52:43.380	38	3	1:34.858	27.573	38.130	29.155	282.0	1:27:49.876							
17	1	8:27.475	7:19.635	39.643	28.197	183.4	1:01:10.855	39	3	1:33.535	28.169	37.876	27.490	279.1	1:29:23.411							
18	1	1:33.426	28.241	37.749	27.436	278.4	1:02:44.281															
19	1	1:35.215	28.429	38.907	27.879	278.4	1:04:19.496															



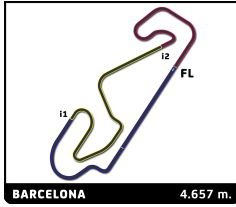


European Le Mans Series 4 Hours of Barcelona Free Practice 2

Sector Analysis

								Lap under Red Flag		Invalidated Lap		Personal Best		Session Best		B Crossing the pit lane	
Lap	D	Time	Sector 1	Sector 2	Sector 3	T. Spd	Elapsed	Lap	D	Time	Sector 1	Sector 2	Sector 3	T. Spd	Elapsed		
30		Duqueine Team		3. Neel JANI		Oreca 07 - Gibson LMP2											
		1. Nicolas PINO															
		2. René BINDER															
40	3	1:34.857	27.488	37.832	29.537	281.2	1:30:58.268	4	1	1:42.506	30.288	41.353	30.865	260.9	8:17.180		
5	1	1:44.147						5	1	1:44.147	30.806	42.233	31.108	261.5	10:01.327		
6	1	1:42.860						6	1	1:42.860	30.768	41.369	30.723	262.1	11:44.187		
7	1	1:42.163						7	1	1:42.163	30.438	40.997	30.728	260.9	13:26.350		
8	1	1:41.917						8	1	1:41.917	30.289	41.032	30.596	261.5	15:08.267		
9	1	1:42.488						9	1	1:42.488	30.075	41.399	31.014	262.1	16:50.755		
10	1	1:42.428						10	1	1:42.428	30.198	41.588	30.642	260.9	18:33.183		
11	1	1:42.641						11	1	1:42.641	30.588	41.243	30.810	259.6	20:15.824		
12	1	1:43.159						12	1	1:43.159	30.344	41.268	31.547	260.2	21:58.983		
13	1	1:50.405 B						13	1	1:50.405 B	30.467	41.447	38.491	259.0	23:49.388		
14	3	2:46.932						14	3	2:46.932	2:14.178	43.085	49.669	177.9	27:36.320		
15	3	3:28.000 B						15	3	3:28.000 B	1:13.033	1:18.584	56.383	80.0	31:04.320		
16	3	4:58.121						16	3	4:58.121	2:43.634	1:18.797	55.690	79.9	36:02.441		
17	3	1:50.121						17	3	1:50.121	35.601	42.093	32.427	228.3	37:52.562		
18	3	1:42.402						18	3	1:42.402	30.888	41.173	30.341	255.3	39:34.964		
19	3	1:41.888						19	3	1:41.888	30.697	40.868	30.323	258.4	41:16.852		
20	3	1:41.745						20	3	1:41.745	30.734	41.017	29.994	257.8	42:58.597		
21	3	1:41.477						21	3	1:41.477	30.231	40.817	30.429	259.6	44:40.074		
22	3	1:40.503						22	3	1:40.503	30.072	40.650	29.781	258.4	46:20.577		
23	3	1:39.891						23	3	1:39.891	29.928	40.245	29.718	261.5	48:00.468		
24	3	1:44.851 B						24	3	1:44.851 B	29.984	40.326	34.541	260.2	49:45.319		
25	3	4:25.631						25	3	4:25.631	3:13.369	41.309	30.953	177.6	54:10.950		
26	3	1:42.037						26	3	1:42.037	30.144	40.653	31.240	260.2	55:52.987		
27	3	1:41.162						27	3	1:41.162	30.433	40.900	29.829	259.6	57:34.149		
28	3	1:40.811						28	3	1:40.811	29.865	41.015	29.931	261.5	59:14.960		
29	3	1:41.116						29	3	1:41.116	29.879	41.015	30.222	261.5	1:00:56.076		
30	3	1:47.918 B						30	3	1:47.918 B	30.246	41.635	36.037	262.1	1:02:43.994		
31	1	5:20.944 B						31	1	5:20.944 B	3:06.102	1:18.869	55.973	175.9	1:08:04.938		
32	1	4:49.589						32	1	4:49.589	3:34.831	43.014	31.744	148.4	1:12:54.527		
33	1	1:44.056						33	1	1:44.056	30.964	41.724	31.368	257.8	1:14:38.583		
34	1	1:44.726						34	1	1:44.726	30.766	42.063	31.897	258.4	1:16:23.309		
35	1	1:44.296						35	1	1:44.296	30.690	42.500	31.106	261.5	1:18:07.605		
36	1	1:43.246						36	1	1:43.246	30.740	41.456	31.050	259.6	1:19:50.851		
37	1	1:50.190 B						37	1	1:50.190 B	30.507	41.879	37.804	259.6	1:21:41.041		
38	2	3:28.712 B						38	2	3:28.712 B	2:12.775	40.414	35.523	177.9	1:25:09.753		
39	2	3:29.033 B						39	2	3:29.033 B	2:12.864	41.700	34.469	179.7	1:28:38.786		
31		Racing Spirit of Leman		3. Fabien MICHAL		Ligier JS P320 - Nissan LMP3											
		1. Jacques WOLFF															
		2. Antoine DOQUIN															
1	1	3:04.409	1:43.419	46.707	34.283	137.9	3:04.409	1	2	2:45.560	1:24.342	46.626	34.592	150.6	2:45.560		
2	1	1:45.792	31.965	42.709	31.118	255.9	4:50.201	2	2	1:42.124	31.391	41.317	29.416	242.2	4:27.684		
3	1	1:44.473	30.885	42.640	30.948	258.4	6:34.674	3	2	1:35.667	29.527	38.399	27.741	263.4	6:03.351		
4	2	1:45.466 B						4	2	1:45.466 B	27.419	39.776	38.271	278.4	7:48.817		
5	1	4:28.133						5	1	4:28.133	3:19.110	39.728	29.295	163.4	12:16.950		
6	1	1:33.843						6	1	1:33.843	28.030	37.991	27.822	275.5	13:50.793		
7	1	1:33.208						7	1	1:33.208	27.623	37.899	27.686	277.6	15:24.001		
8	1	1:33.638						8	1	1:33.638	27.687	37.930	28.021	281.2	16:57.639		
9	1	1:36.022						9	1	1:36.022	28.744	38.900	28.378	279.1	18:33.661		
10	1	1:33.985						10	1	1:33.985	27.838	37.900	28.247	279.1	20:07.646		
11	1	1:39.409 B						11	1	1:39.409 B	27.854	38.070	33.485	278.4	21:47.055		
12	3	5:05.983						12	3	5:05.983	3:59.050	38.865	28.068	192.2	26:53.038		
13	3	3:02.785						13	3	3:02.785	49.246	1:18.289	55.250	278.4	29:55.823		
14	3	3:25.456						14	3	3:25.456	1:12.529	1:17.894	55.033	81.0	33:21.279		
34		Racing Team Turkey		3. Louis DELETRAZ		Oreca 07 - Gibson LMP2 Pro/Am											
		1. Salih YOLUC															
		2. Charlie EASTWOOD															



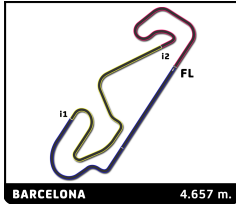


European Le Mans Series 4 Hours of Barcelona Free Practice 2

Sector Analysis

Lap under Red Flag								Invalidated Lap		Personal Best		Session Best		B Crossing the pit lane	
Lap	D	Time	Sector 1	Sector 2	Sector 3	T. Spd	Elapsed	Lap	D	Time	Sector 1	Sector 2	Sector 3	T. Spd	Elapsed
15	3	3:04.517	1:12.753	1:18.675	33.089	80.8	36:25.796	22	1	1:42.976	30.544	41.802	30.630	260.9	44:49.310
16	3	1:39.059	29.907	39.531	29.621	247.7	38:04.855	23	1	1:41.973	30.367	41.286	30.320	261.5	46:31.283
17	3	1:36.711	28.324	39.954	28.433	276.2	39:41.566	24	1	1:41.797	30.264	41.256	30.277	260.2	48:13.080
18	3	1:38.197	30.129	39.962	28.106	279.1	41:19.763	25	1	1:48.737 B	30.070	41.617	37.050	262.1	50:01.817
19	3	1:34.965	28.308	37.867	28.790	277.6	42:54.728	26	1	4:17.054	3:03.317	42.770	30.967	177.9	54:18.871
20	3	1:32.047	27.658	37.247	27.142	278.4	44:26.775	27	1	1:42.401	30.500	41.379	30.522	259.6	56:01.272
21	3	1:32.776	27.341	37.802	27.633	280.5	45:59.551	28	1	1:42.432	30.371	41.411	30.650	262.1	57:43.704
22	3	1:36.349	28.765	37.808	29.776	282.0	47:35.900	29	1	1:50.408 B	31.934	42.458	36.016	261.5	59:34.112
23	3	1:33.142	27.388	37.415	28.339	280.5	49:09.042	30	2	5:43.607 B	4:22.447	43.227	37.933	170.1	1:05:17.719
24	3	1:34.106	28.649	38.192	27.265	279.8	50:43.148	31	2	7:13.790	6:04.051	40.668	29.071	177.0	1:12:31.509
25	3	1:32.866	27.209	37.371	28.286	281.2	52:16.014	32	2	1:38.543	29.595	39.919	29.029	260.9	1:14:10.052
26	3	1:40.696 B	28.528	38.852	33.316	276.9	53:56.710	33	2	1:38.909	29.244	40.521	29.144	264.1	1:15:48.961
27	1	4:52.117	3:26.458	49.114	36.545	166.4	58:48.827	34	2	1:37.702	29.330	39.495	28.877	261.5	1:17:26.663
28	1	1:46.316	34.425	41.663	30.228	220.4	1:00:35.143	35	2	1:37.088	29.058	39.230	28.800	260.2	1:19:03.751
29	1	1:38.007	30.035	39.744	28.228	246.6	1:02:13.150	36	2	1:51.371 B	32.045	42.129	37.197	246.0	1:20:55.122
30	1	1:32.226	27.285	37.437	27.504	278.4	1:03:45.376	37 COOL Racing Oreca 07 - Gibson 1.Alexandre COIGNY 3.Nicolas LAPIERRE LMP2 Pro/Am 2.Malthe JAKOBSEN							
31	1	1:55.542 B	28.516	38.695	48.331	282.0	1:05:40.918	1	2	2:25.599	1:08.379	45.105	32.115	127.7	2:25.599
32	2	7:34.148	6:24.086	40.315	29.747	186.2	1:13:15.066	2	2	1:37.629	29.842	38.633	29.154	271.4	4:03.228
33	2	1:37.157	28.543	39.583	29.031	277.6	1:14:52.223	3	2	1:34.698	28.355	38.264	28.079	276.2	5:37.926
34	2	1:34.878	28.232	37.982	28.664	280.5	1:16:27.101	4	2	1:33.096	27.614	38.067	27.415	281.2	7:11.022
35	2	1:34.128	27.739	38.889	27.500	279.8	1:18:01.229	5	2	1:34.524	27.513	37.478	29.533	280.5	8:45.546
36	2	1:36.187	27.520	38.019	30.648	276.9	1:19:37.416	6	2	1:32.696	27.774	37.732	27.190	279.8	10:18.242
37	2	1:34.174	27.808	37.778	28.588	282.0	1:21:11.590	7	2	1:33.610	27.194	37.520	28.896	282.7	11:51.852
38	2	1:35.745	28.564	38.584	28.597	279.8	1:22:47.335	8	2	1:33.600	27.790	38.097	27.713	282.0	13:25.452
39	2	1:33.779	28.408	37.929	27.442	276.9	1:24:21.114	9	2	1:33.605	27.392	38.602	27.611	280.5	14:59.057
40	2	1:35.905	27.599	37.934	30.372	279.1	1:25:57.019	10	2	1:31.723	27.089	37.246	27.388	282.0	16:30.780
41	2	1:32.026	27.637	37.616	27.773	279.1	1:27:30.045	11	2	1:34.034	27.285	38.950	27.799	282.0	18:04.814
42	2	1:33.773	28.310	37.780	27.683	282.0	1:29:03.818	12	2	1:32.618	27.802	37.297	27.519	281.2	19:37.432
43	2	1:33.118	27.722	37.819	27.577	278.4	1:30:36.936	13	2	1:37.099 B	27.706	38.189	31.204	280.5	21:14.531
35 Ultimate Ligier JS P320 - Nissan LMP3 1.Eric TROUILLET 3.Jean-Baptiste LAHAYE 2.Matthieu LAHAYE								14	1	3:18.430	2:03.766	41.493	33.171	172.0	24:32.961
1	2	2:15.248	54.669	47.774	32.805	144.6	2:15.248	15	1	1:40.317	30.861	40.511	28.945	269.3	26:13.278
2	2	1:44.544	31.484	42.186	30.874	253.5	3:59.792	16	1	2:25.912	28.957	1:01.222	55.733	275.5	28:39.190
3	2	1:40.957	30.119	40.933	29.905	259.6	5:40.749	17	1	3:27.620	1:13.015	1:18.793	55.812	80.7	32:06.810
4	2	1:40.171	29.953	40.701	29.517	261.5	7:20.920	18	1	3:27.874	1:13.242	1:18.779	55.853	80.6	35:34.684
5	2	1:39.424	29.905	40.090	29.429	261.5	9:00.344	19	1	2:04.385	52.913	41.334	30.138	80.6	37:39.069
6	2	1:39.719	29.579	40.517	29.623	263.4	10:40.063	20	1	1:38.515	30.530	39.222	28.763	278.4	39:17.584
7	2	1:44.685 B	29.710	40.763	34.212	263.4	12:24.748	21	1	1:36.566	28.660	38.856	29.050	276.2	40:54.150
8	3	3:24.657	2:14.458	40.773	29.426	158.8	15:49.405	22	1	1:38.410	28.759	40.593	29.058	278.4	42:32.560
9	3	1:39.494	29.734	40.284	29.476	265.4	17:28.899	23	1	1:36.204	28.462	38.672	29.070	277.6	44:08.764
10	3	1:38.738	29.635	39.872	29.231	260.2	19:07.637	24	1	1:37.164	28.452	39.816	28.896	278.4	45:45.928
11	3	1:39.318	29.537	40.062	29.719	261.5	20:46.955	25	1	1:37.335	28.950	39.632	28.753	279.8	47:23.263
12	3	1:38.919	29.757	40.015	29.147	264.1	22:25.874	26	1	1:36.266	29.053	38.961	28.252	277.6	48:59.529
13	3	1:38.879	29.428	40.182	29.269	261.5	24:04.753	27	1	1:35.858	28.411	38.616	28.831	277.6	50:35.387
14	3	1:41.129	29.998	41.129	30.002	260.9	25:45.882	28	1	1:38.685	28.511	41.236	28.938	279.1	52:14.072
15	3	2:05.342 B	30.000	41.270	54.072	262.1	27:51.224	29	1	1:37.485	28.550	40.285	28.650	276.2	53:51.557
16	1	4:59.012	2:44.497	1:19.043	55.472	80.5	32:50.236	30	1	1:36.174	28.604	38.985	28.585	276.2	55:27.731
17	1	3:20.094	1:13.476	1:18.856	47.762	80.1	36:10.330	31	1	1:38.675	28.637	39.335	30.703	276.2	57:06.406
18	1	1:45.580	31.626	42.810	31.144	254.7	37:55.910	32	1	1:39.122	29.498	39.808	29.816	276.2	58:45.528
19	1	1:43.876	31.000	41.930	30.946	262.8	39:39.786	33	1	1:36.771	29.082	39.045	28.644	274.1	1:00:22.299
20	1	1:43.101	30.571	42.317	30.213	257.8	41:22.887	34	1	1:35.888	28.498	39.023	28.367	276.9	1:01:58.187
21	1	1:43.447	30.428	41.873	31.146	259.6	43:06.334	35	1	5:29.706	28.587	38.858	4:22.261	278.4	1:07:27.893



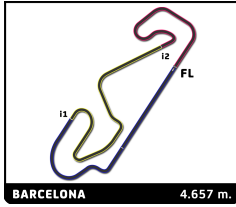


European Le Mans Series 4 Hours of Barcelona Free Practice 2

Sector Analysis

Lap under Red Flag								Invalidated Lap		Personal Best		Session Best		B Crossing the pit lane										
Lap	D	Time	Sector 1	Sector 2	Sector 3	T. Spd	Elapsed	Lap	D	Time	Sector 1	Sector 2	Sector 3	T. Spd	Elapsed									
36	1	2:17.144	B	54.132	46.612	36.400	132.8	1:09:45.037	41	3	1:33.772	27.698	38.255	27.819	280.5	1:27:21.926								
37	3	7:34.312		6:27.403	38.873	28.036	189.1	1:17:19.349	42	3	1:34.437	27.787	38.334	28.316	281.2	1:28:56.363								
38	3	1:33.939		27.894	38.228	27.817	277.6	1:18:53.288	43	3	1:34.838	28.012	38.834	27.992	285.7	1:30:31.201								
39	3	1:34.371		27.832	38.713	27.826	279.1	1:20:27.659	<div style="border: 1px solid black; padding: 5px;"> 44 GMB Motorsport Aston Martin Vantage AMR 1. Jens MØLLER 2. Gustav BIRCH 3. Nicki THIMM LMGTE </div>							1	3	2:17.017	53.561	48.944	34.512	128.1	2:17.017	
40	3	1:33.950		27.861	38.118	27.971	279.8	1:22:01.609								2	3	1:47.685	32.734	42.916	32.035	248.8	4:04.702	
41	3	1:36.343		28.256	39.935	28.152	282.0	1:23:37.952								3	3	1:42.053	31.003	41.136	29.914	251.2	5:46.755	
42	3	1:36.135		28.211	38.845	29.079	279.8	1:25:14.087								4	3	1:41.418	30.636	40.988	29.794	253.5	7:28.173	
43	3	1:37.024		28.183	38.571	30.270	278.4	1:26:51.111								5	3	1:42.650	30.535	41.540	30.575	254.1	9:10.823	
44	3	1:37.494		28.542	40.373	28.579	275.5	1:28:28.605								6	3	1:45.003	B	30.662	40.903	33.438	253.5	10:55.826
45	3	1:35.974		28.882	38.871	28.221	278.4	1:30:04.579								7	2	3:45.145	2:31.695	42.045	31.405	172.5	14:40.971	
<div style="border: 1px solid black; padding: 5px;"> 43 Inter Europol Competition Oreca 07 - Gibson 1. Rui ANDRADE 2. Olli CALDWELL 3. Jonathan ABERDEIN LMP2 </div>								8								2	1:43.633	31.451	41.727	30.455	252.3	16:24.604		
								9	2	1:42.141	31.115	41.580	30.446	252.9	18:07.745									
								10	2	1:42.893	31.185	41.313	30.395	252.3	19:50.638									
								11	2	1:42.942	31.070	41.392	30.480	252.3	21:33.580									
								12	2	1:43.122	30.999	41.780	30.343	252.9	23:16.702									
								13	2	1:43.240	31.254	41.521	30.465	251.7	24:59.942									
								14	2	1:44.046	31.594	41.732	30.720	252.3	26:43.988									
								15	2	3:01.656	B	47.710	1:18.591	55.355	252.3	29:45.644								
16	2	6:59.607	5:15.776	1:10.100	33.731	79.4	36:45.251																	
17	2	1:45.654	32.662	42.305	30.687	247.1	38:30.905																	
18	2	1:43.159	31.247	41.756	30.156	250.6	40:14.064																	
19	2	1:42.404	30.903	41.396	30.105	251.2	41:56.468																	
20	2	1:42.117	30.840	41.155	30.122	253.5	43:38.585																	
21	2	1:44.075	31.066	42.576	30.433	252.3	45:22.660																	
22	2	1:42.794	31.061	41.371	30.362	252.3	47:05.454																	
23	2	1:43.012	31.171	41.422	30.419	251.2	48:48.466																	
24	2	1:43.549	31.123	42.001	30.425	250.6	50:32.015																	
25	2	1:44.040	31.118	42.215	30.707	251.2	52:16.055																	
26	2	1:43.626	31.187	41.679	30.760	252.3	53:59.681																	
27	2	1:43.790	31.184	41.507	31.099	249.4	55:43.471																	
28	2	1:44.244	31.355	42.045	30.844	251.2	57:27.715																	
29	2	1:43.678	31.362	41.626	30.690	251.2	59:11.393																	
30	2	1:44.331	31.350	41.578	31.403	251.7	1:00:55.724																	
31	2	1:44.926	31.510	41.818	31.598	251.2	1:02:40.650																	
32	2	1:46.852	31.587	43.186	32.079	251.2	1:04:27.502																	
33	2	2:41.204	B	31.943	1:14.125	55.136	247.7	1:07:08.706																
34	1	5:35.974	4:20.787	43.515	31.672	168.2	1:12:44.680																	
35	1	1:47.250	31.828	43.037	32.385	250.0	1:14:31.930																	
36	1	1:49.173	32.634	43.577	32.962	251.7	1:16:21.103																	
37	1	1:55.492	B	32.611	45.223	37.658	251.7	1:18:16.595																
38	1	2:52.696	1:32.730	45.907	34.059	165.1	1:21:09.291																	
39	1	1:54.574	34.123	48.126	32.325	248.8	1:23:03.865																	
40	1	1:49.330	31.244	41.694	36.392	249.4	1:24:53.195																	
41	1	1:50.533	36.866	42.584	31.083	225.9	1:26:43.728																	
42	1	1:43.381	31.115	41.510	30.756	251.2	1:28:27.109																	
43	1	1:43.368	30.794	41.853	30.721	252.9	1:30:10.477																	
<div style="border: 1px solid black; padding: 5px;"> 47 COOL Racing Oreca 07 - Gibson 1. Vladislav LOMKO 2. Reshad DE GERUS 3. Jose Maria LOPEZ LMP2 </div>								1	2	2:24.638	1:07.788	45.335	31.515	137.4	2:24.638									





European Le Mans Series 4 Hours of Barcelona Free Practice 2

Sector Analysis

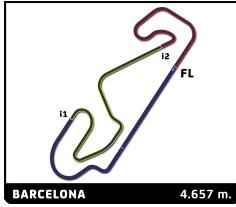
Lap under Red Flag Invalidated Lap Personal Best Session Best B Crossing the pit lane

Lap	D	Time	Sector 1	Sector 2	Sector 3	T. Spd	Elapsed	Lap	D	Time	Sector 1	Sector 2	Sector 3	T. Spd	Elapsed
2	2	1:35.281	28.717	38.883	27.681	273.4	3:59.919	9	3	1:40.721	30.316	40.615	29.790	257.1	15:41.737
3	2	1:34.015	28.483	37.196	28.336	279.8	5:33.934	10	3	1:41.463	30.570	40.978	29.915	256.5	17:23.200
4	2	1:34.247	27.100	37.233	29.914	278.4	7:08.181	11	3	1:41.586	30.600	40.848	30.138	256.5	19:04.786
5	2	1:31.973	27.547	36.742	27.684	282.7	8:40.154	12	3	1:41.766	30.666	40.896	30.204	255.9	20:46.552
6	2	1:32.496	26.850	37.386	28.260	282.7	10:12.650	13	3	1:42.099	31.127	40.900	30.072	255.3	22:28.651
7	2	1:36.737 B	27.530	37.550	31.657	279.8	11:49.387	14	3	1:42.013	30.802	40.963	30.248	255.3	24:10.664
8	2	11:03.472	9:54.966	40.193	28.313	184.0	22:52.859	15	3	1:42.077	30.852	41.108	30.117	257.8	25:52.741
9	2	1:34.083	28.121	38.497	27.465	276.2	24:26.942	16	3	2:15.726 B	30.811	49.318	55.597	257.1	28:08.467
10	2	1:33.030	27.554	37.784	27.692	278.4	25:59.972	17	1	6:17.277	4:00.345	1:20.527	56.405	79.2	34:25.744
11	2	2:12.852	28.285	48.786	55.781	279.8	28:12.824	18	1	2:40.985	1:14.379	54.472	32.134	79.2	37:06.729
12	2	3:27.891	1:13.091	1:19.013	55.787	80.4	31:40.715	19	1	1:45.172	32.595	41.968	30.609	252.3	38:51.901
13	2	3:27.883	1:13.099	1:18.775	56.009	80.4	35:08.598	20	1	1:42.697	31.135	41.248	30.314	254.7	40:34.598
14	2	2:12.058	1:03.547	40.243	28.268	80.4	37:20.656	21	1	1:42.601	30.817	41.303	30.481	255.9	42:17.199
15	2	1:34.081	28.087	37.832	28.162	278.4	38:54.737	22	1	1:42.825	30.891	41.394	30.540	256.5	44:00.024
16	2	1:33.597	27.921	38.205	27.471	280.5	40:28.334	23	1	1:44.917	31.108	42.647	31.162	254.7	45:44.941
17	2	1:37.020 B	27.727	37.673	31.620	281.2	42:05.354	24	1	1:43.551	31.427	41.324	30.800	254.7	47:28.492
18	3	2:49.990	1:39.844	41.140	29.006	151.0	44:55.344	25	1	1:43.253	30.932	41.465	30.856	254.1	49:11.745
19	3	1:36.260	28.517	39.660	28.083	279.1	46:31.604	26	1	1:43.729	31.070	41.736	30.923	254.7	50:55.474
20	3	1:32.821	27.513	37.968	28.340	279.8	48:05.425	27	1	1:43.967	31.363	41.300	31.304	254.7	52:39.441
21	3	1:32.203	27.512	37.935	27.756	279.1	49:38.628	28	1	1:43.301	30.947	41.746	30.608	254.7	54:22.742
22	3	1:33.285	27.435	38.407	27.443	280.5	51:11.913	29	1	1:42.880	30.967	41.360	30.553	255.3	56:05.622
23	3	1:32.700	27.347	37.775	27.578	281.2	52:44.613	30	1	1:43.660	31.052	42.033	30.575	255.3	57:49.282
24	3	1:34.604	27.573	38.986	28.045	282.7	54:19.217	31	1	1:44.197	31.194	42.101	30.902	255.3	59:33.479
25	3	1:34.719	27.911	38.641	28.167	279.8	55:53.936	32	1	1:43.693	30.978	41.776	30.939	255.3	1:01:17.172
26	3	1:34.757	28.654	38.173	27.930	279.8	57:28.693	33	1	1:43.370	30.938	41.599	30.833	254.7	1:03:00.542
27	3	1:38.194 B	27.663	38.064	32.467	283.5	59:06.887	34	1	1:44.408	31.035	41.719	31.654	254.1	1:04:44.950
28	1	2:45.930	1:37.789	39.595	28.546	184.6	1:01:52.817	35	1	2:56.055 B	38.109	1:19.494	58.452	252.9	1:07:41.005
29	1	1:36.466	28.224	39.311	28.931	278.4	1:03:29.283	36	2	4:58.313	3:44.824	42.248	31.241	153.8	1:12:39.318
30	1	1:37.119	28.249	38.749	30.121	279.8	1:05:06.402	37	2	1:42.303	31.130	41.177	29.996	253.5	1:14:21.621
31	1	3:18.263 B	1:06.164	1:18.983	53.116	80.5	1:08:24.665	38	2	1:42.040	30.887	40.821	30.332	254.7	1:16:03.661
32	1	4:24.346	3:15.992	39.768	28.586	160.7	1:12:49.011	39	2	1:44.169	30.819	42.936	30.414	255.3	1:17:47.830
33	1	1:39.830	29.824	40.713	29.293	274.8	1:14:28.841	40	2	1:41.873	30.803	40.976	30.094	255.9	1:19:29.703
34	1	1:36.457	29.009	38.810	28.638	277.6	1:16:05.298	41	2	1:41.962	30.630	41.161	30.171	255.3	1:21:11.665
35	1	1:40.425	29.666	41.496	29.263	277.6	1:17:45.723	42	2	1:42.415	30.964	41.258	30.193	257.1	1:22:54.080
36	1	1:36.505	28.433	38.740	29.332	276.9	1:19:22.228	43	2	1:42.311	30.784	40.888	30.639	256.5	1:24:36.391
37	1	1:35.780	28.399	38.900	28.481	274.8	1:20:58.008	44	2	1:44.565	31.038	42.635	30.892	255.9	1:26:20.956
38	1	1:34.995	28.211	38.498	28.286	276.2	1:22:33.003	45	2	1:46.950 B	30.897	41.294	34.759	255.3	1:28:07.906
39	1	1:35.127	28.147	38.459	28.521	276.9	1:24:08.130	46	2	3:05.044 B	1:30.155	50.086	44.803	133.2	1:31:12.950
40	1	1:36.040	28.303	38.907	28.830	276.2	1:25:44.170								
41	1	1:35.942	28.364	39.056	28.522	276.2	1:27:20.112								
42	1	1:35.970	28.268	39.089	28.613	277.6	1:28:56.082								
43	1	1:38.487	29.009	39.407	30.071	277.6	1:30:34.569								

50		Formula Racing	Ferrari 488 GTE Evo				
		1. Johnny LAURSEN	LMGTE				
		2. Conrad LAURSEN	3. Mikkel MAC				
1	3	2:06.407	47.148	46.566	32.693	145.9	2:06.407
2	3	1:44.498	31.911	41.941	30.646	251.2	3:50.905
3	3	1:43.148	31.255	41.102	30.791	253.5	5:34.053
4	3	1:41.884	30.562	41.180	30.142	257.1	7:15.937
5	3	1:40.909	30.332	40.758	29.819	256.5	8:56.846
6	3	1:42.149	30.717	41.375	30.057	255.3	10:38.995
7	3	1:40.676	30.367	40.548	29.761	259.0	12:19.671
8	3	1:41.345	30.591	40.588	30.166	258.4	14:01.016

51		AF Corse	Ferrari 488 GTE Evo				
		1. Kriton LENTOUDIS	LMGTE				
		2. Rui AGUAS	3. Ulysse DE PAUW				
1	3	2:50.887	1:32.287	45.599	33.001	137.2	2:50.887
2	3	1:51.788	31.997	42.399	37.392	250.0	4:42.675
3	3	1:46.022	30.835	41.730	33.457	252.9	6:28.697
4	3	1:40.850	30.446	40.770	29.634	255.9	8:09.547
5	3	1:49.249	30.369	42.204	36.676	256.5	9:58.796
6	3	1:40.701	30.484	40.593	29.624	255.9	11:39.497
7	3	1:40.379	30.357	40.394	29.628	256.5	13:19.876
8	3	1:41.509	30.431	40.741	30.337	257.1	15:01.385
9	3	1:40.765	30.536	40.502	29.727	255.3	16:42.150
10	3	1:46.431 B	30.845	41.669	33.917	254.7	18:28.581
11	1	3:30.262	2:15.338	42.860	32.064	171.7	21:58.843
12	1	1:46.821	32.519	42.482	31.820	252.3	23:45.664



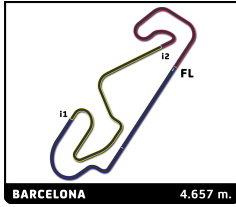


European Le Mans Series 4 Hours of Barcelona Free Practice 2

Sector Analysis

Lap under Red Flag Invalidated Lap Personal Best Session Best B Crossing the pit lane															
Lap	D	Time	Sector 1	Sector 2	Sector 3	T. Spd	Elapsed	Lap	D	Time	Sector 1	Sector 2	Sector 3	T. Spd	Elapsed
13	1	1:47.113	32.237	42.980	31.896	251.2	25:32.777	23	1	1:44.713	31.447	41.968	31.298	254.7	46:45.471
14	1	2:13.851 B	32.809	45.651	55.391	251.7	27:46.628	24	1	1:44.411	31.507	41.816	31.088	252.9	48:29.882
15	1	10:06.037	8:33.016	52.635	40.386	79.2	37:52.665	25	1	1:54.859 B	32.191	44.056	38.612	255.3	50:24.741
16	1	1:53.508	35.592	45.527	32.389	242.2	39:46.173	26	1	13:12.161	...	46.468	36.962	155.2	1:03:36.902
17	1	1:45.384	31.710	42.712	30.962	254.1	41:31.557	27	1	2:07.210 B	32.896	42.728	51.586	249.4	1:05:44.112
18	1	1:46.476	32.888	42.185	31.403	255.3	43:18.033	28	1	7:49.083	6:28.377	45.710	34.996	166.2	1:13:33.195
19	1	1:46.144	31.817	42.211	32.116	254.1	45:04.177	29	1	1:42.911	31.146	41.195	30.570	253.5	1:15:16.106
20	1	1:47.208	32.385	42.887	31.936	253.5	46:51.385	30	1	1:46.420	31.548	42.852	32.020	254.1	1:17:02.526
21	1	1:45.771	31.611	42.402	31.758	252.9	48:37.156	31	1	1:45.019	31.028	42.935	31.056	253.5	1:18:47.545
22	1	1:45.537	31.770	42.251	31.516	252.9	50:22.693	32	1	1:43.610	31.083	41.588	30.939	254.7	1:20:31.155
23	1	1:46.768	32.281	43.130	31.357	251.7	52:09.461	33	1	1:44.440	31.108	41.466	31.866	254.7	1:22:15.595
24	1	1:51.992 B	31.737	42.775	37.480	251.7	54:01.453	34	1	1:44.328	31.423	41.917	30.988	250.0	1:23:59.923
25	2	5:50.258	4:34.138	44.405	31.715	171.2	59:51.711	35	1	1:44.147	31.080	41.919	31.148	254.1	1:25:44.070
26	2	1:42.938	31.366	41.195	30.377	252.9	1:01:34.649	36	1	1:44.553	30.883	42.184	31.486	254.7	1:27:28.623
27	2	1:42.052	30.839	41.042	30.171	255.3	1:03:16.701	37	1	1:44.798	31.232	42.116	31.450	255.3	1:29:13.421
28	2	1:41.783	30.747	40.902	30.134	254.7	1:04:58.484	38	1	1:46.202	31.225	42.213	32.764	252.9	1:30:59.623
29	2	3:09.942 B	55.465	1:18.828	55.649	175.0	1:08:08.426	57 Kessel Racing 1. Takeshi KIMURA 3. Frederik SCHANDORFF 2. Gregory HUFFAKER II Ferrari 488 GTE Evo LMGTE							
30	2	5:01.913	3:49.405	42.062	30.446	167.2	1:13:10.339	1	1	6:30.467	5:09.751	46.768	33.948	107.0	6:30.467
31	2	1:43.822	30.874	41.584	31.364	255.9	1:14:54.161	2	1	1:44.226	32.066	41.978	30.182	254.1	8:14.693
32	2	1:42.296	30.912	41.191	30.193	254.7	1:16:36.457	3	1	1:47.679	32.389	43.661	31.629	254.7	10:02.372
33	2	1:42.192	30.706	41.388	30.098	254.7	1:18:18.649	4	1	1:43.957	31.982	41.291	30.684	255.9	11:46.329
34	2	1:42.833	30.707	41.079	31.047	256.5	1:20:01.482	5	1	1:42.269	30.791	41.007	30.471	255.3	13:28.598
35	2	1:42.470	30.850	41.357	30.263	253.5	1:21:43.952	6	1	1:42.985	30.791	41.187	31.007	255.3	15:11.583
36	2	1:41.780	30.660	41.016	30.104	255.9	1:23:25.732	7	1	1:50.979 B	30.771	42.403	37.805	256.5	17:02.562
37	2	1:42.257	30.696	41.172	30.389	255.9	1:25:07.989	8	1	3:29.540	2:08.939	47.336	33.265	144.0	20:32.102
38	2	1:43.234	30.883	41.245	31.106	256.5	1:26:51.223	9	1	1:47.707	32.516	44.144	31.047	251.7	22:19.809
39	2	1:44.652	31.407	42.406	30.839	255.3	1:28:35.875	10	1	1:47.046	32.650	42.282	32.114	253.5	24:06.855
40	2	1:42.942	31.188	41.262	30.492	255.3	1:30:18.817	11	1	1:43.041	31.037	41.137	30.867	253.5	25:49.896
55 Spirit of Race 1. Duncan CAMERON 3. Matthew GRIFFIN Ferrari 488 GTE Evo 2. David PEREL LMGTE															
1	1	3:16.658	1:51.381	48.977	36.300	144.6	3:16.658	12	1	2:21.231 B	30.965	54.621	55.645	254.1	28:11.127
2	1	1:52.216	33.119	44.065	35.032	249.4	5:08.874	13	2	4:55.899	2:40.726	1:19.084	56.089	79.6	33:07.026
3	1	1:49.252	32.445	43.244	33.563	250.6	6:58.126	14	2	3:13.248	1:13.457	1:19.140	40.651	79.6	36:20.274
4	1	1:46.672	31.699	42.631	32.342	243.2	8:44.798	15	2	1:47.008	33.252	42.713	31.043	248.8	38:07.282
5	1	1:46.668	31.672	42.971	32.025	256.5	10:31.466	16	2	1:42.257	31.108	40.953	30.196	255.3	39:49.539
6	1	1:45.193	31.335	41.834	32.024	255.3	12:16.659	17	2	1:42.313	30.791	40.745	30.777	255.3	41:31.852
7	1	1:46.505	31.310	42.623	32.572	255.3	14:03.164	18	2	1:42.501	30.747	40.831	30.923	260.9	43:14.353
8	1	1:45.821	31.099	42.107	32.615	255.9	15:48.985	19	2	1:43.255	31.800	40.995	30.460	257.1	44:57.608
9	1	1:45.389	31.409	41.950	32.030	255.9	17:34.374	20	2	1:42.050	30.805	40.881	30.364	254.7	46:39.658
10	1	1:44.527	31.153	41.837	31.537	255.9	19:18.901	21	2	1:42.146	30.699	41.260	30.187	254.7	48:21.804
11	1	1:44.757	31.221	42.075	31.461	254.7	21:03.658	22	2	1:41.508	30.667	40.744	30.097	253.5	50:03.312
12	1	1:44.135	31.043	41.863	31.229	254.7	22:47.793	23	2	1:42.111	30.553	40.915	30.643	254.1	51:45.423
13	1	1:45.954	31.508	42.704	31.742	253.5	24:33.747	24	2	1:41.728	30.924	40.693	30.111	253.5	53:27.151
14	1	1:45.051	31.484	42.227	31.340	254.7	26:18.798	25	2	1:41.825	30.684	40.783	30.358	254.1	55:08.976
15	1	2:38.556	31.444	1:10.717	56.395	254.1	28:57.354	26	2	1:42.602	30.723	40.880	30.999	253.5	56:51.578
16	1	3:27.922	1:13.262	1:18.762	55.898	79.9	32:25.276	27	2	1:42.368	30.900	41.121	30.347	254.1	58:33.946
17	1	3:28.132	1:13.274	1:18.943	55.915	79.8	35:53.408	28	2	1:45.492 B	30.694	41.062	33.736	255.3	1:00:19.438
18	1	1:59.069	41.674	42.981	34.414	203.0	37:52.477	29	3	3:08.950	1:53.298	41.679	33.973	173.9	1:03:28.388
19	1	1:47.136	32.404	42.009	32.723	246.0	39:39.613	30	3	1:50.726 B	31.340	41.402	37.984	254.1	1:05:19.114
20	1	1:46.735	32.051	42.415	32.269	251.2	41:26.348	31	3	7:55.857	6:42.718	42.078	31.061	172.2	1:13:14.971
21	1	1:47.847	32.273	42.851	32.723	253.5	43:14.195	32	3	1:43.145	31.198	41.275	30.672	254.7	1:14:58.116
22	1	1:46.563	32.570	41.853	32.140	251.2	45:00.758	33	3	1:50.871	31.141	47.583	32.147	257.1	1:16:48.987
								34	3	1:42.632	31.003	41.268	30.361	255.3	1:18:31.619





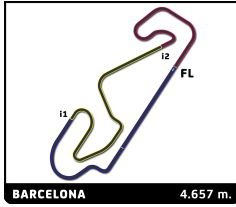
European Le Mans Series 4 Hours of Barcelona Free Practice 2

Sector Analysis

Lap under Red Flag								Invalidated Lap		Personal Best		Session Best		B Crossing the pit lane	
Lap	D	Time	Sector 1	Sector 2	Sector 3	T. Spd	Elapsed	Lap	D	Time	Sector 1	Sector 2	Sector 3	T. Spd	Elapsed
35	3	1:42.600	30.947	41.151	30.502	255.9	1:20:14.219	1	1	2:16.081	58.318	44.661	33.102	156.5	2:16.081
36	3	1:43.182	30.939	41.569	30.674	255.3	1:21:57.401	2	1	1:39.974	30.805	40.742	28.427	272.0	3:56.055
37	3	1:43.446	31.196	41.495	30.755	256.5	1:23:40.847	3	1	1:35.482	28.913	38.366	28.203	279.8	5:31.537
38	3	1:43.188	31.242	41.361	30.585	253.5	1:25:24.035	4	1	1:34.408	27.323	36.880	30.205	282.0	7:05.945
39	3	1:43.418	31.137	41.512	30.769	254.1	1:27:07.453	5	1	1:32.120	26.919	37.926	27.275	282.0	8:38.065
40	3	1:43.438	31.092	41.613	30.733	254.7	1:28:50.891	6	1	1:33.785	27.170	37.383	29.232	283.5	10:11.850
41	3	1:43.755	31.102	41.602	30.051	254.1	1:30:34.646	7	1	1:35.187 B	27.187	37.065	30.935	282.0	11:47.037
60 Iron Lynx 1.Claudio SCHIAVONI 3.Matteo CAIROLI Porsche 911 RSR - 19 2.Matteo CRESSONI LMGT E								8 2 3:57.499 2:49.234 40.112 28.153 193.5 15:44.536							
1	1	3:38.396	2:08.020	51.811	38.565	138.3	3:38.396	9	2	1:32.513	27.572	37.403	27.538	282.0	17:17.049
2	1	1:58.570	36.246	47.410	34.914	234.8	5:36.966	10	2	1:32.578	27.622	37.634	27.322	282.0	18:49.627
3	1	1:48.867	33.308	43.975	31.584	251.7	7:25.833	11	2	1:35.483	27.732	38.805	28.946	282.0	20:25.110
4	1	1:46.170	31.668	42.472	32.030	254.1	9:12.003	12	2	1:33.305	27.340	37.178	28.787	279.8	21:58.415
5	1	1:44.696	31.392	42.282	31.022	255.9	10:56.699	13	2	1:32.242	27.518	37.195	27.529	276.9	23:30.657
6	1	1:44.620	31.293	42.139	31.188	254.1	12:41.319	14	2	1:32.580	27.327	37.704	27.549	279.1	25:03.237
7	1	1:44.730	31.249	42.015	31.466	254.7	14:26.049	15	2	1:34.325	28.133	38.141	28.051	282.7	26:37.562
8	1	1:44.284	31.547	41.872	30.865	253.5	16:10.333	16	2	2:43.599	29.856	1:18.246	55.497	280.5	29:21.161
9	1	1:52.510 B	31.445	42.275	38.790	254.7	18:02.843	17	2	3:26.526	1:12.472	1:18.460	55.594	80.4	32:47.687
10	3	3:11.830	1:59.093	41.833	30.904	170.1	21:14.673	18	2	3:20.672	1:12.866	1:18.500	49.306	80.4	36:08.359
11	3	1:42.036	31.035	40.980	30.021	254.7	22:56.709	19	2	1:40.950	31.916	39.567	29.467	270.0	37:49.309
12	3	1:41.217	30.626	40.784	29.807	254.1	24:37.926	20	2	1:35.624	28.400	38.775	28.449	279.8	39:24.933
13	3	1:41.413	30.564	40.808	30.041	256.5	26:19.339	21	2	1:36.686	28.495	40.285	27.906	279.1	41:01.619
14	3	2:39.137	31.162	1:12.356	55.619	257.1	28:58.476	22	2	1:32.985	27.714	37.619	27.652	279.8	42:34.604
15	3	3:28.058	1:12.957	1:18.374	56.727	79.7	32:26.534	23	2	1:33.327	27.397	37.979	27.951	281.2	44:07.931
16	3	3:27.343	1:12.976	1:18.669	55.698	80.0	35:53.877	24	2	1:38.027 B	27.567	37.992	32.468	281.2	45:45.958
17	3	1:50.768	39.111	41.306	30.351	210.9	37:44.645	25	3	4:22.895	3:13.885	39.257	29.753	187.8	50:08.853
18	3	1:42.571	30.966	41.423	30.182	256.5	39:27.216	26	3	1:35.839	28.195	38.250	29.394	276.9	51:44.692
19	3	1:46.640 B	30.708	40.934	34.998	255.3	41:13.856	27	3	1:34.383	28.003	38.197	28.183	276.2	53:19.075
20	1	3:48.643	2:24.977	47.949	35.717	144.8	45:02.499	28	3	1:34.677	28.281	38.454	27.942	278.4	54:53.752
21	1	1:54.769	34.487	47.203	33.079	250.6	46:57.268	29	3	1:34.150	27.868	38.134	28.148	278.4	56:27.902
22	1	1:45.830	31.704	42.427	31.699	253.5	48:43.098	30	3	1:34.215	27.802	38.499	27.914	278.4	58:02.117
23	1	1:43.618	31.430	41.535	30.653	254.1	50:26.716	31	3	1:35.882	29.011	38.403	28.468	280.5	59:37.999
24	1	1:43.341	31.081	41.635	30.625	255.9	52:10.057	32	3	1:36.250	29.168	38.951	28.131	280.5	1:01:14.249
25	1	1:47.771	31.480	45.229	31.062	257.8	53:57.828	33	3	1:36.076	28.007	40.083	27.986	280.5	1:02:50.325
26	1	1:43.763	31.384	41.503	30.876	252.9	55:41.591	34	3	1:34.744	27.967	38.297	28.480	279.1	1:04:25.069
27	1	1:43.597	30.900	41.878	30.819	254.7	57:25.188	35	3	2:34.958 B	29.156	1:08.886	56.916	279.8	1:07:00.027
28	1	1:43.293	30.800	41.871	30.622	255.3	59:08.481	36	3	5:45.592	4:37.296	39.164	29.132	138.3	1:12:45.619
29	1	1:49.927 B	31.174	41.965	36.788	256.5	1:00:58.408	37	3	1:36.742	28.208	38.866	29.668	279.8	1:14:22.361
30	2	3:38.587	2:25.752	41.746	31.089	173.9	1:04:36.995	38	3	1:34.097	28.186	38.055	27.856	277.6	1:15:56.458
31	2	2:45.191 B	31.232	1:17.941	56.018	251.2	1:07:22.186	39	3	1:34.387	28.386	38.204	27.797	279.8	1:17:30.845
32	2	6:02.889 B	4:34.329	47.779	40.781	129.3	1:13:25.075	40	3	1:33.809	27.840	38.249	27.720	279.8	1:19:04.654
33	2	3:12.211 B	1:42.856	49.292	40.063	114.4	1:16:37.286	41	3	1:38.364 B	27.849	38.088	32.427	282.0	1:20:43.018
34	2	3:13.291 B	1:46.588	47.346	39.357	143.0	1:19:50.577	42	1	2:32.786	1:25.083	39.024	28.679	191.2	1:23:15.804
35	2	2:54.571	1:42.133	41.365	31.073	169.8	1:22:45.148	43	1	1:36.143	28.399	38.841	28.903	279.1	1:24:51.947
36	2	1:41.913	30.689	41.278	29.946	253.5	1:24:27.061	44	1	1:35.672	28.297	38.950	28.425	278.4	1:26:27.619
37	2	1:41.698	30.872	40.893	29.933	254.1	1:26:08.759	45	1	1:36.677	28.982	39.038	28.657	279.1	1:28:04.296
38	2	1:42.464	30.948	41.221	30.295	254.7	1:27:51.223	46	1	1:34.790	28.116	38.582	28.092	276.2	1:29:39.086
39	2	1:42.327	30.998	41.232	30.097	256.5	1:29:33.550	47	1	1:35.428	28.102	38.580	28.746	278.4	1:31:14.514
40	2	1:42.168	30.657	41.016	30.495	254.1	1:31:15.718	66 JMW Motorsport 1.Martin BERRY 3.Jon LANCASTER Ferrari F488 GTE Evo 2.Lorcan HANAFIN LMGT E							
								1	3	2:53.492	1:24.026	52.713	36.753	130.3	2:53.492
								2	3	2:01.096	38.051	48.812	34.233	194.2	4:54.588
								3	3	1:56.310	36.175	47.115	33.020	197.4	6:50.898

65 Panis Racing 1.Job VAN UITERT 3.Tijmen VAN DER HELM Oreca 07 - Gibson 2.Manuel MALDONADO LMP2							
---	--	--	--	--	--	--	--





European Le Mans Series 4 Hours of Barcelona Free Practice 2

Sector Analysis

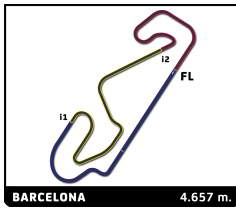
Lap under Red Flag Invalidated Lap Personal Best Session Best B Crossing the pit lane

Lap	D	Time	Sector 1	Sector 2	Sector 3	T. Spd	Elapsed	Lap	D	Time	Sector 1	Sector 2	Sector 3	T. Spd	Elapsed
4	3	1:54.783	35.719	43.674	35.390	202.6	8:45.681	11	2	1:42.626	30.999	41.181	30.446	252.9	25:36.228
5	3	1:46.873	33.069	42.153	31.651	242.2	10:32.554	12	2	2:05.756	31.055	43.934	50.767	254.1	27:41.984
6	3	1:44.462	31.293	41.745	31.424	256.5	12:17.016	13	2	3:28.285	1:13.166	1:19.047	56.072	80.1	31:10.269
7	3	1:54.460 B	34.054	43.778	36.628	205.3	14:11.476	14	2	3:30.204	1:13.516	1:20.144	56.544	79.6	34:40.473
8	3	3:02.874	1:46.637	44.454	31.783	158.6	17:14.350	15	2	2:32.388	1:14.491	46.234	31.663	79.8	37:12.861
9	3	1:43.745	31.786	41.617	30.342	252.3	18:58.095	16	2	1:44.598	31.627	41.898	31.073	251.7	38:57.459
10	3	1:41.385	30.659	40.670	30.056	254.1	20:39.480	17	2	1:42.607	31.175	41.097	30.335	252.3	40:40.066
11	3	1:41.528	30.489	40.839	30.200	255.3	22:21.008	18	2	1:42.114	30.872	41.088	30.154	253.5	42:22.180
12	3	1:46.273 B	30.916	41.025	34.332	256.5	24:07.281	19	2	1:42.664	31.001	41.378	30.285	254.7	44:04.844
13	1	4:20.648	2:22.814	1:02.128	55.706	166.4	28:27.929	20	2	1:47.438 B	31.015	41.422	35.001	253.5	45:52.282
14	1	3:27.576	1:13.136	1:18.786	55.654	80.0	31:55.505	21	3	3:15.398	2:03.043	41.406	30.949	173.1	49:07.680
15	1	3:27.596	1:13.274	1:18.615	55.707	80.0	35:23.101	22	3	1:43.125	31.166	41.371	30.588	252.9	50:50.805
16	1	2:14.598	57.527	44.626	32.445	80.0	37:37.699	23	3	1:42.516	30.950	41.304	30.262	254.7	52:33.321
17	1	1:46.500	32.277	42.461	31.762	251.7	39:24.199	24	3	1:42.987	30.992	41.155	30.840	255.3	54:16.308
18	1	1:45.683	31.874	42.091	31.718	253.5	41:09.882	25	3	1:42.841	30.937	41.439	30.465	254.7	55:59.149
19	1	1:45.148	31.566	41.731	31.851	252.3	42:55.030	26	3	1:43.199	30.999	41.527	30.673	254.1	57:42.348
20	1	1:44.952	31.798	41.852	31.302	252.3	44:39.982	27	3	1:43.597	31.360	41.743	30.494	257.1	59:25.945
21	1	1:50.159 B	31.586	41.660	36.913	252.9	46:30.141	28	3	1:43.952	31.002	42.153	30.797	255.9	1:01:09.897
22	1	2:59.859	1:41.029	45.627	33.203	166.4	49:30.000	29	3	1:43.559	31.306	41.571	30.682	254.1	1:02:53.456
23	1	1:47.914	33.453	42.926	31.535	222.7	51:17.914	30	3	1:45.126	31.484	41.818	31.824	252.9	1:04:38.582
24	1	1:43.945	31.836	41.349	30.760	240.0	53:01.859	31	3	2:53.662 B	37.409	1:18.827	57.426	251.2	1:07:32.244
25	1	1:42.955	31.403	41.196	30.356	253.5	54:44.814	32	1	5:36.732	4:22.855	42.522	31.355	169.0	1:13:08.976
26	1	1:42.990	30.967	41.366	30.657	253.5	56:27.804	33	1	1:46.045	31.909	42.872	31.264	253.5	1:14:55.021
27	1	1:42.425	30.986	40.944	30.495	254.1	58:10.229	34	1	1:45.093	31.620	42.279	31.194	254.7	1:16:40.114
28	1	1:43.055	31.257	41.284	30.514	253.5	59:53.284	35	1	1:46.852	31.994	43.269	31.589	255.3	1:18:26.966
29	1	1:42.907	30.863	41.386	30.658	254.7	1:01:36.191	36	1	1:45.295	31.648	42.454	31.193	253.5	1:20:12.261
30	1	1:42.821	30.817	41.060	30.944	254.1	1:03:19.012	37	1	1:47.525	31.880	42.635	33.010	253.5	1:21:59.786
31	1	1:42.726	31.070	41.050	30.606	252.9	1:05:01.738	38	1	1:46.340	31.817	42.511	32.012	254.1	1:23:46.126
32	1	3:10.382 B	55.531	1:18.966	55.885	182.4	1:08:12.120	39	1	1:51.180 B	31.850	42.311	37.019	252.3	1:25:37.306
33	2	4:46.523	3:33.328	41.732	31.463	175.9	1:12:58.643	77 Proton Competition Porsche 911 RSR - 19 1. Christian RIED 3. Julien ANDLAUER LMGTE 2. Giannmarco LEVORATO							
34	2	1:44.598	31.167	41.456	31.975	253.5	1:14:43.241								
35	2	1:44.697	30.722	42.065	31.910	254.7	1:16:27.938								
36	2	1:42.237	30.784	41.115	30.338	253.5	1:18:10.175								
37	2	1:47.173	31.232	44.122	31.819	254.7	1:19:57.348								
38	2	1:42.256	31.047	41.094	30.115	252.9	1:21:39.604								
39	2	1:41.981	30.714	40.928	30.339	254.7	1:23:21.585								
40	2	1:42.110	30.655	41.081	30.374	253.5	1:25:03.695								
41	2	1:42.943	30.827	41.412	30.704	253.5	1:26:46.638								
42	2	1:44.302	31.120	42.475	30.707	253.5	1:28:30.940								
43	2	1:42.616	30.885	41.310	30.421	254.1	1:30:13.556								

Lap	D	Time	Sector 1	Sector 2	Sector 3	T. Spd	Elapsed
1	1	2:43.625 B	1:07.781	53.295	42.549	143.4	2:43.625
2	2	3:32.330 B	2:04.183	47.216	40.931	141.4	6:15.955
3	3	3:23.709 B	1:52.608	49.472	41.629	119.2	9:39.664
4	2	3:56.908	2:41.131	44.011	31.766	170.3	13:36.572
5	2	1:44.634	31.762	42.455	30.417	251.7	15:21.206
6	2	1:42.312	30.826	41.292	30.194	252.9	17:03.518
7	2	1:42.011	30.769	41.205	30.037	252.3	18:45.529
8	2	1:42.794	30.927	41.690	30.177	252.9	20:28.323
9	2	1:42.822	30.858	41.302	30.662	252.9	22:11.145
10	2	1:42.457	30.981	41.248	30.228	251.7	23:53.602

Lap	D	Time	Sector 1	Sector 2	Sector 3	T. Spd	Elapsed
1	3	3:01.817 B	1:36.327	46.414	39.076	153.2	3:01.817
2	3	2:38.929 B	1:15.992	46.231	36.706	159.1	5:40.746
3	3	2:36.765 B	1:16.796	44.551	35.418	165.6	8:17.511
4	2	3:06.015	1:49.061	44.553	32.401	169.5	11:23.526
5	2	1:43.409	31.782	41.725	29.902	252.9	13:06.935
6	2	1:41.653	30.735	40.926	29.992	255.9	14:48.588
7	2	1:41.537	30.675	40.913	29.949	257.1	16:30.125
8	2	1:42.159	30.830	41.268	30.061	256.5	18:12.284
9	2	1:41.507	30.619	40.907	29.981	255.9	19:53.791
10	2	1:41.983	30.639	41.037	30.307	257.8	21:35.774
11	2	1:42.054	30.764	41.088	30.202	256.5	23:17.828
12	2	1:42.843	30.994	41.393	30.456	255.9	25:00.671
13	2	1:43.783	31.279	41.867	30.637	257.1	26:44.454
14	2	3:03.297	49.380	1:18.480	55.437	254.7	29:47.751
15	2	3:26.912	1:13.052	1:18.451	55.409	80.0	33:14.663
16	2	3:08.523	1:13.139	1:18.849	36.535	80.0	36:23.186
17	2	1:44.766	31.271	42.227	31.268	254.1	38:07.952
18	2	1:43.202	31.271	41.401	30.530	256.5	39:51.154
19	2	1:47.377 B	30.945	41.279	35.153	255.9	41:38.531
20	3	3:27.518	2:12.161	42.915	32.442	175.6	45:06.049
21	3	1:43.840	31.337	42.116	30.387	255.9	46:49.889



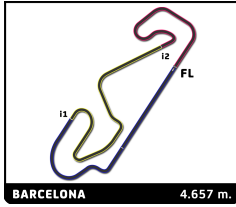


European Le Mans Series 4 Hours of Barcelona Free Practice 2

Sector Analysis

Lap under Red Flag											Invalidated Lap	Personal Best	Session Best	B Crossing the pit lane	
Lap	D	Time	Sector 1	Sector 2	Sector 3	T. Spd	Elapsed	Lap	D	Time	Sector 1	Sector 2	Sector 3	T. Spd	Elapsed
22	3	1:42.107	30.584	41.033	30.490	255.3	48:31.996	35	2	1:34.655	28.172	38.457	28.026	277.6	1:14:11.979
23	3	1:42.014	30.795	41.146	30.073	255.9	50:14.010	36	2	1:35.278	28.050	39.155	28.073	280.5	1:15:47.257
24	3	1:41.435	30.615	40.789	30.031	255.3	51:55.445	37	2	1:34.265	27.876	38.289	28.100	278.4	1:17:21.522
25	3	1:41.897	30.763	40.987	30.147	254.7	53:37.342	38	2	1:34.644	28.135	38.582	27.927	277.6	1:18:56.166
26	3	1:42.454	30.767	41.199	30.488	255.9	55:19.796	39	2	1:35.130	27.796	39.018	28.316	279.1	1:20:31.296
27	3	1:42.303	30.702	41.124	30.477	255.3	57:02.099	40	2	1:35.404	28.737	38.621	28.046	279.8	1:22:06.700
28	3	1:43.052	30.702	41.008	31.342	255.9	58:45.151	41	2	1:38.868 B	27.936	39.034	31.898	280.5	1:23:45.568
29	3	1:47.413 B	31.983	41.214	34.216	248.8	1:00:32.564	83 AF Corse Oreca 07 - Gibson 1.François PERRODO 3.Ben BARNICOAT LMP2 Pro/Am 2.Matthieu VAXIERE							
30	1	4:05.238	2:48.621	44.705	31.912	167.4	1:04:37.802	1	2	2:07.288	47.833	47.014	32.441	145.2	2:07.288
31	1	2:50.762 B	36.682	1:18.646	55.434	252.3	1:07:28.564	2	2	1:41.514	31.257	41.480	28.777	259.6	3:48.802
32	1	5:42.931	4:28.830	43.144	30.957	154.5	1:13:11.495	3	2	1:38.546	28.350	39.845	30.351	276.2	5:27.348
33	1	1:46.141	30.961	43.729	31.451	258.4	1:14:57.636	4	2	1:54.105 B	32.017	45.140	36.948	276.9	7:21.453
34	1	1:42.616	30.922	41.282	30.412	258.4	1:16:40.252	5	1	3:50.237	2:31.039	45.905	33.293	175.6	11:11.690
35	1	1:42.406	30.944	41.060	30.402	259.0	1:18:22.658	6	1	1:44.895	32.705	42.365	29.825	264.7	12:56.585
36	1	1:42.415	30.736	41.101	30.578	257.1	1:20:05.073	7	1	1:40.320	30.326	41.178	28.816	275.5	14:36.905
37	1	1:59.077 B	33.171	46.716	39.190	245.5	1:22:04.150	8	1	1:35.294	27.814	39.264	28.216	276.2	16:12.199
81 DragonSpeed Oreca 07 - Gibson 1.Henrik HEDMAN 3.Juan Pablo MONTOYA LMP2 Pro/Am 2.Sebastian MONTOYA							9	1	1:38.615	29.294	40.935	28.386	276.9	17:50.814	
1	3	2:06.384	53.026	42.898	30.460	150.6	2:06.384	10	1	1:35.165	27.708	39.331	28.126	276.2	19:25.979
2	3	1:34.686	28.927	38.264	27.495	272.7	3:41.070	11	1	1:33.997	27.651	38.352	27.994	276.9	20:59.976
3	3	1:34.424	28.362	38.861	27.201	280.5	5:15.494	12	1	1:36.368	27.748	38.792	29.828	276.2	22:36.344
4	3	1:31.419	27.273	37.165	26.981	279.8	6:46.913	13	1	1:35.252	28.776	38.544	27.932	276.2	24:11.596
5	3	1:31.595	27.368	37.215	27.012	280.5	8:18.508	14	1	1:45.422 B	28.437	38.966	38.019	280.5	25:57.018
6	3	1:44.039 B	28.684	39.159	36.196	282.0	10:02.547	15	1	7:10.661	4:56.749	1:18.437	55.475	81.0	33:07.679
7	1	6:16.158	5:05.854	40.656	29.648	190.1	16:18.705	16	1	3:11.474	1:13.593	1:18.698	39.183	79.1	36:19.153
8	1	1:38.854	28.855	40.607	29.392	276.9	17:57.559	17	1	1:37.953	29.914	39.695	28.344	268.7	37:57.106
9	1	1:38.653	28.900	40.479	29.274	276.2	19:36.212	18	1	1:38.976	30.163	40.195	28.618	276.9	39:36.082
10	1	1:38.945	28.676	40.118	30.151	276.2	21:15.157	19	1	1:34.976	29.071	38.047	27.858	276.9	41:11.058
11	1	1:39.001	29.474	40.459	29.068	276.2	22:54.158	20	1	1:34.584	28.102	38.277	28.205	279.1	42:45.642
12	1	1:39.575	28.769	39.687	31.119	276.2	24:33.733	21	1	1:42.240 B	28.335	39.860	34.045	276.9	44:27.882
13	1	1:40.874	30.386	40.757	29.731	274.1	26:14.607	22	2	2:51.408	1:43.162	39.741	28.505	189.1	47:19.290
14	1	2:32.476	29.504	1:07.348	55.624	275.5	28:47.083	23	2	1:32.783	27.814	37.557	27.412	276.9	48:52.073
15	1	3:27.111	1:12.764	1:18.630	55.717	81.0	32:14.194	24	2	1:34.352	27.660	38.308	28.384	278.4	50:26.425
16	1	3:28.710	1:13.107	1:19.145	56.458	80.9	35:42.904	25	2	1:39.615	28.491	39.906	31.218	276.9	52:06.040
17	1	2:00.626	47.495	42.293	30.838	157.4	37:43.530	26	2	1:32.833	27.748	37.630	27.455	276.9	53:38.873
18	1	1:40.660	29.133	40.123	31.404	276.2	39:24.190	27	2	1:36.433	29.102	39.554	27.777	279.1	55:15.306
19	1	1:39.886	28.919	40.964	30.003	273.4	41:04.076	28	2	1:35.276	27.584	37.975	29.717	278.4	56:50.582
20	1	1:37.501	29.067	39.489	28.945	274.8	42:41.577	29	2	1:33.718	27.569	37.859	28.290	276.9	58:24.300
21	1	1:37.647	28.872	39.563	29.212	275.5	44:19.224	30	2	1:40.033 B	27.506	37.679	34.848	279.8	1:00:04.333
22	1	1:39.507	29.092	39.716	30.699	275.5	45:58.731	31	3	5:42.946 B	4:13.545	38.549	50.852	190.5	1:05:47.279
23	1	1:38.832	29.583	39.814	29.435	260.2	47:37.563	32	3	6:46.751	5:38.110	39.492	29.149	160.0	1:12:34.030
24	1	1:38.003	29.225	39.370	29.408	276.9	49:15.566	33	3	1:35.007	27.788	38.154	29.065	278.4	1:14:09.037
25	1	1:40.553	28.890	40.343	31.320	276.9	50:56.119	34	3	1:33.525	28.140	37.912	27.473	280.5	1:15:42.562
26	1	1:38.997	29.400	39.754	29.843	273.4	52:35.116	35	3	1:33.008	27.606	37.942	27.460	278.4	1:17:15.570
27	1	1:39.934	29.568	40.656	29.710	276.2	54:15.050	36	3	1:32.884	27.649	37.845	27.390	277.6	1:18:48.454
28	1	1:38.706	29.409	39.675	29.622	275.5	55:53.756	37	3	1:36.731	28.030	38.966	29.735	281.2	1:20:25.185
29	1	1:47.202 B	30.237	40.737	36.228	276.2	57:40.958	38	3	1:33.395	27.526	37.872	27.997	278.4	1:21:58.580
30	2	3:16.431	2:08.852	39.079	28.500	188.2	1:00:57.389	39	3	1:35.169	28.183	38.517	28.469	281.2	1:23:33.749
31	2	1:35.680	29.275	38.374	28.031	279.1	1:02:33.069	40	3	1:40.628 B	28.056	39.027	33.545	279.1	1:25:14.377
32	2	1:34.623	28.225	38.103	28.295	276.9	1:04:07.692	93 Proton Competition Porsche 911 RSR - 19 1.Michael FASSBENDER 3.Richard LIETZ LMGTE 2.Marfin RUMP							
33	2	2:12.095 B	28.316	48.271	55.508	276.9	1:06:19.787								
34	2	6:17.537	5:09.253	39.667	28.617	183.4	1:12:37.324								



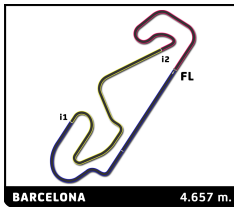


European Le Mans Series 4 Hours of Barcelona Free Practice 2

Sector Analysis

Lap under Red Flag														Invalidated Lap	Personal Best	Session Best	B Crossing the pit lane
Lap	D	Time	Sector 1	Sector 2	Sector 3	T. Spd	Elapsed	Lap	D	Time	Sector 1	Sector 2	Sector 3	T. Spd	Elapsed		
1	2	2:46.625	1:28.224	44.649	33.752	163.4	2:46.625	9	1	1:47.656	32.705	43.105	31.846	251.2	20:25.107		
2	2	1:43.812	31.648	42.244	29.920	252.9	4:30.437	10	1	1:47.620	31.955	42.765	32.900	251.2	22:12.727		
3	2	1:41.718	30.520	41.268	29.930	255.3	6:12.155	11	1	1:47.466	32.055	42.731	32.680	251.7	24:00.193		
4	2	1:40.248	30.244	40.550	29.454	254.7	7:52.403	12	1	1:55.883 B	32.237	44.340	39.306	250.6	25:56.076		
5	2	1:40.789	30.493	40.614	29.682	254.1	9:33.192	13	2	5:01.730	2:45.697	1:19.971	56.062	79.7	30:57.806		
6	2	1:41.379	30.576	40.796	30.007	255.9	11:14.571	14	2	3:29.284	1:13.657	1:19.595	56.032	79.5	34:27.090		
7	2	1:43.250	32.168	41.105	29.977	256.5	12:57.821	15	2	2:38.770	1:13.654	53.078	32.038	79.5	37:05.860		
8	2	1:42.099	30.514	41.477	30.108	255.3	14:39.920	16	2	1:45.173	32.117	42.421	30.635	249.4	38:51.033		
9	2	1:41.071	30.484	40.914	29.673	254.7	16:20.991	17	2	1:42.831	31.257	41.289	30.285	251.2	40:33.864		
10	2	1:41.592	30.842	40.922	29.828	255.3	18:02.583	18	2	1:41.719	30.861	40.839	30.019	251.2	42:15.583		
11	2	1:41.287	30.490	41.044	29.756	255.3	19:43.870	19	2	1:41.887	30.782	40.976	30.129	252.3	43:57.470		
12	2	1:45.380 B	30.513	40.865	34.002	254.7	21:29.250	20	2	1:41.542	30.827	40.762	29.953	251.7	45:39.012		
13	3	2:40.301	1:28.615	41.407	30.279	172.5	24:09.551	21	2	1:42.471	30.951	40.924	30.596	252.3	47:21.483		
14	3	1:42.055	30.757	41.358	29.940	255.9	25:51.606	22	2	1:42.513	30.932	41.325	30.256	251.7	49:03.996		
15	3	2:20.054	30.582	53.772	55.700	256.5	28:11.660	23	2	1:42.663	31.091	41.132	30.440	250.6	50:46.659		
16	3	3:27.389	1:13.040	1:18.707	55.642	80.0	31:39.049	24	2	1:43.426	31.097	41.923	30.406	251.2	52:30.085		
17	3	3:29.230	1:13.957	1:18.974	56.299	74.9	35:08.279	25	2	1:43.296	31.051	41.581	30.664	251.2	54:13.381		
18	3	2:17.550	1:04.676	42.580	30.294	80.1	37:25.829	26	2	1:43.417	31.093	41.708	30.616	251.2	55:56.798		
19	3	1:42.048	30.805	41.206	30.037	254.7	39:07.877	27	2	1:45.324	31.092	42.869	31.363	251.2	57:42.122		
20	3	1:43.954	32.649	41.356	29.949	255.9	40:51.831	28	2	1:43.123	31.118	41.474	30.531	255.9	59:25.245		
21	3	1:42.740	30.724	40.998	31.018	255.3	42:34.571	29	2	1:45.492	31.177	41.586	32.729	252.9	1:01:10.737		
22	3	1:41.824	30.621	41.120	30.083	256.5	44:16.395	30	2	1:47.811 B	31.377	41.662	34.772	253.5	1:02:58.548		
23	3	1:42.137	30.641	40.913	30.583	255.3	45:58.532	31	3	10:08.428	8:55.644	41.808	30.976	163.9	1:13:06.976		
24	3	1:47.573 B	31.542	41.273	34.758	254.7	47:46.105	32	3	1:43.684	31.353	41.608	30.723	251.7	1:14:50.660		
25	3	2:55.211 B	1:32.075	45.682	37.454	168.7	50:41.316	33	3	1:43.292	31.181	41.461	30.650	253.5	1:16:33.952		
26	3	2:35.915 B	1:16.084	44.156	35.675	168.0	53:17.231	34	3	1:43.139	31.188	41.290	30.664	252.3	1:18:17.091		
27	3	2:40.068 B	1:18.624	44.913	36.531	153.6	55:57.299	35	3	1:44.706	31.387	41.397	31.922	251.7	1:20:01.797		
28	1	3:45.726	2:23.697	47.891	34.138	95.9	59:43.025	36	3	1:44.508	31.633	41.853	31.022	253.5	1:21:46.305		
29	1	1:45.012	32.231	42.379	30.402	254.1	1:01:28.037	37	3	1:44.016	31.289	41.629	31.098	254.1	1:23:30.321		
30	1	1:42.334	30.813	41.478	30.043	256.5	1:03:10.371	38	3	1:44.819	31.575	41.822	31.422	252.3	1:25:15.140		
31	1	1:43.258	30.773	41.471	31.014	256.5	1:04:53.629	39	3	1:44.282	31.396	41.786	31.100	252.9	1:26:59.422		
32	1	3:00.833 B	45.742	1:18.894	56.197	254.7	1:07:54.462	40	3	1:44.424	31.401	41.757	31.266	253.5	1:28:43.846		
33	1	5:21.912	4:06.645	43.253	32.014	158.6	1:13:16.374	41	3	1:44.559	31.457	41.831	31.271	252.3	1:30:28.405		
34	1	1:43.176	31.225	41.541	30.410	257.8	1:14:59.550	99 Proton Competition 1.Giorgio RODA 2.Jonas RIED 3.Gianmaria BRUNI Oreca 07 - Gibson LMP2 Pro/Am									
35	1	1:42.280	30.664	41.334	30.282	257.8	1:16:41.830	1	1	2:00.988	43.697	46.010	31.281	157.0	2:00.988		
36	1	1:42.991	30.804	41.788	30.399	258.4	1:18:24.821	2	1	1:37.852	29.930	39.606	28.316	272.7	3:38.840		
37	1	1:43.606	30.790	41.896	30.920	257.8	1:20:08.427	3	1	1:33.220	28.183	37.793	27.244	279.8	5:12.060		
38	1	1:42.923	30.971	41.575	30.377	255.9	1:21:51.350	4	1	1:32.114	27.636	37.441	27.037	282.7	6:44.174		
39	1	1:43.316	30.733	41.489	31.094	257.1	1:23:34.666	5	1	1:33.025	27.408	37.419	28.198	282.7	8:17.199		
40	1	1:43.753	31.199	41.986	30.568	257.8	1:25:18.419	6	1	1:35.786	28.148	37.996	29.642	281.2	9:52.985		
41	1	1:43.046	30.878	41.367	30.801	257.8	1:27:01.465	7	1	1:35.124	28.487	38.475	28.162	282.7	11:28.109		
42	1	1:48.425 B	31.163	41.979	35.292	257.8	1:28:49.890	8	1	1:42.154 B	28.083	39.048	35.023	282.0	13:10.263		
95 TF Sport 1.John HARTSHORNE 2.Ben TUCK 3.Jonathan ADAM LMGT2 Aston Martin Vantage AMR																	
1	2	3:28.011 B	2:01.831	46.908	39.272	159.3	3:28.011	9	2	3:42.414	2:35.549	38.721	28.144	186.9	16:52.677		
2	2	2:58.146 B	1:32.418	47.368	38.360	163.9	6:26.157	10	2	1:34.271	28.127	38.361	27.783	282.7	18:26.948		
3	1	3:17.740	1:57.338	46.321	34.081	148.6	9:43.897	11	2	1:32.365	27.248	37.823	27.294	282.7	19:59.313		
4	1	1:48.294	33.130	43.299	31.865	246.0	11:32.191	12	2	1:34.153	27.120	38.506	28.527	283.5	21:33.466		
5	1	1:46.113	31.944	42.697	31.472	251.7	13:18.304	13	2	1:32.668	27.520	37.691	27.457	279.8	23:06.134		
6	1	1:46.283	31.719	43.107	31.457	250.6	15:04.587	14	2	1:33.264	27.591	37.725	27.948	283.5	24:39.398		
7	1	1:45.922	31.962	42.560	31.400	252.3	16:50.509	15	2	1:35.263	27.776	39.129	28.358	281.2	26:14.661		
8	1	1:46.942	31.758	43.129	32.064	251.2	18:37.451	16	2	2:30.961	27.908	1:07.707	55.346	282.0	28:45.622		
								17	2	3:27.021	1:12.577	1:18.444	56.000	81.4	32:12.643		





European Le Mans Series 4 Hours of Barcelona Free Practice 2

Sector Analysis

		Lap under Red Flag		Invalidated Lap		Personal Best		Session Best		B Crossing the pit lane					
Lap	D	Time	Sector 1	Sector 2	Sector 3	T. Spd	Elapsed	Lap	D	Time	Sector 1	Sector 2	Sector 3	T. Spd	Elapsed
18	2	3:29.057	1:13.220	1:19.616	56.221	81.4	35:41.700								
19	2	1:55.810	46.107	41.198	28.505	161.7	37:37.510								
20	2	1:33.063	27.673	37.955	27.435	278.4	39:10.573								
21	2	1:32.452	27.344	37.648	27.460	282.7	40:43.025								
22	2	1:34.162	27.547	37.922	28.693	285.0	42:17.187								
23	2	1:33.479	28.008	37.877	27.594	281.2	43:50.666								
24	2	1:32.241	27.136	37.563	27.542	285.0	45:22.907								
25	2	1:34.075	27.484	37.811	28.780	284.2	46:56.982								
26	2	1:42.011 B	28.036	39.858	34.117	279.1	48:38.993								
27	3	3:23.911	2:15.755	39.859	28.297	153.4	52:02.904								
28	3	1:34.658	28.143	38.483	28.032	280.5	53:37.562								
29	3	1:34.631	28.395	38.311	27.925	279.1	55:12.193								
30	3	1:36.409	29.005	39.207	28.197	281.2	56:48.602								
31	3	1:34.400	28.078	38.375	27.947	280.5	58:23.002								
32	3	1:34.927	27.764	38.294	28.869	281.2	59:57.929								
33	3	1:36.611	28.273	38.975	29.363	278.4	1:01:34.540								
34	3	1:35.864	28.097	39.139	28.628	279.1	1:03:10.404								
35	3	1:42.209 B	28.016	38.432	35.761	279.1	1:04:52.613								
36	3	7:46.534	6:37.012	39.544	29.978	186.9	1:12:39.147								
37	3	1:34.683	28.381	38.321	27.981	275.5	1:14:13.830								
38	3	1:35.441	27.832	39.451	28.158	279.8	1:15:49.271								
39	3	1:34.075	27.963	38.385	27.727	278.4	1:17:23.346								
40	3	1:34.127	27.954	38.325	27.848	280.5	1:18:57.473								
41	3	1:34.980	27.962	38.492	28.526	280.5	1:20:32.453								
42	3	1:35.706	28.822	38.729	28.155	280.5	1:22:08.159								
43	3	1:35.159	28.027	38.542	28.590	280.5	1:23:43.318								
44	3	1:35.367	28.569	38.560	28.238	281.2	1:25:18.685								
45	3	1:35.308	28.218	38.934	28.156	279.8	1:26:53.993								
46	3	1:36.910	28.873	39.346	28.691	281.2	1:28:30.903								
47	3	1:34.940	28.055	38.762	28.123	279.8	1:30:05.843								

