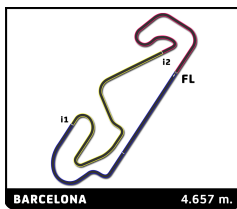


### Porsche Carrera Cup France 4 Hours of Barcelona Free Practice 1

#### Sector Analysis

— Invalidated Lap    ■ Personal Best    ■ Session Best    B Crossing the pit lane

Lap	Time	Sector 1	Sector 2	Sector 3	Kph	Elapsed	Lap	Time	Sector 1	Sector 2	Sector 3	Kph	Elapsed		
<b>1</b>	<b>Marvin KLEIN</b>	FRA						<b>7</b>	<b>Jérôme BOULLERY</b>	FRA					
TFT Racing							Racing Technology								
Porsche 911 GT3 Cup							Porsche 911 GT3 Cup								
1	2:17.925	53.539	49.114	35.272	117.8	2:17.925	1	2:23.653	58.872	49.586	35.195	113.1	2:23.653		
2	<u>2:02.706</u>	37.810	46.762	38.134	136.6	4:20.631	2	2:00.091	34.620	46.943	38.528	139.6	4:23.744		
3	<u>1:46.002</u>	31.933	42.763	31.306	158.2	6:06.633	3	1:48.644	32.553	43.372	32.719	154.3	6:12.388		
4	<u>1:44.676</u>	31.388	<b>41.759</b>	31.529	160.2	7:51.309	4	1:46.548	32.266	42.565	<b>31.717</b>	157.3	7:58.936		
5	1:49.490	32.996	44.287	32.207	153.1	9:40.799	5	1:46.660	32.142	42.347	32.171	157.2	9:45.596		
6	<b>1:45.255</b>	31.681	41.969	31.605	159.3	11:26.054	6	<b>1:46.398</b>	<b>31.897</b>	<b>42.336</b>	32.165	157.6	11:31.994		
7	1:57.476 B	31.632	45.911	39.933	142.7	13:23.530	7	1:47.023	32.069	43.010	31.944	156.7	13:19.017		
8	4:38.926	3:23.088	42.652	33.186	60.1	18:02.456	8	1:57.491 B	32.179	43.044	42.268	142.7	15:16.508		
9	1:45.298	31.659	42.228	<b>31.411</b>	159.2	19:47.754	9	5:44.099	4:28.409	43.334	32.356	48.7	21:00.607		
10	1:51.907 B	<b>31.630</b>	42.270	38.007	149.8	21:39.661	10	1:47.219	31.970	43.153	32.096	156.4	22:47.826		
11	5:50.975	4:31.945	42.370	36.660	47.8	27:30.636	11	1:57.239 B	32.408	43.138	41.693	143.0	24:45.065		
12	1:45.716	31.901	42.219	31.596	158.6	29:16.352	12	6:18.855 B	4:45.737	43.793	49.325	44.3	31:03.920		
13	2:19.186 B	31.705	51.917	55.564	120.5	31:35.538	13	4:27.670	3:11.409	43.756	32.505	62.6	35:31.590		
14	7:07.837	5:51.480	43.033	33.324	39.2	38:43.375	14	1:47.898	32.354	43.359	32.185	155.4	37:19.488		
15	1:46.837	31.926	42.670	32.241	156.9	40:30.212	15	1:47.953	32.149	43.254	32.550	155.3	39:07.441		
16							16	1:48.003	32.442	43.264	32.297	155.2	40:55.444		
<b>2</b>	<b>Marc GUILLOT</b>	FRA						<b>8</b>	<b>Christian JAQUILLARD</b>	CHE					
HERRERO Racing							Racing Technology								
Porsche 911 GT3 Cup							Porsche 911 GT3 Cup								
1	2:23.523	52.320	53.902	37.301	113.2	2:23.523	1	2:45.849	1:05.241	58.999	41.609	98.0	2:45.849		
2	2:03.222	38.685	47.733	36.804	136.1	4:26.745	2	2:06.828	40.110	49.726	36.992	132.2	4:52.677		
3	1:51.704	34.463	44.287	32.954	150.1	6:18.449	3	1:56.568	34.918	46.581	35.069	143.8	6:49.245		
4	1:54.947 B	32.997	43.120	38.830	145.9	8:13.396	4	<u>1:54.355</u>	33.833	45.924	34.598	146.6	8:43.600		
5	7:02.549	5:46.905	43.414	32.230	39.7	15:15.945	5	1:54.633	34.334	46.150	34.149	146.3	10:38.233		
6	1:47.187	32.252	42.852	32.083	156.4	17:03.132	6	1:55.477	34.824	46.594	34.059	145.2	12:33.710		
7	1:46.916	31.945	42.877	32.094	156.8	18:50.048	7	<u>1:51.982</u>	33.375	44.962	33.645	149.7	14:25.692		
8	<b>1:46.290</b>	<b>31.828</b>	42.564	<b>31.898</b>	157.7	20:36.338	8	<u>1:51.226</u>	<b>32.971</b>	44.512	33.743	150.7	16:16.918		
9	1:46.439	31.905	<b>42.533</b>	32.001	157.5	22:22.777	9	2:17.289 B	36.641	52.677	47.971	122.1	18:34.207		
10	1:55.055 B	31.852	42.967	40.236	145.7	24:17.832	10	5:39.806	4:17.347	48.004	34.455	49.3	24:14.013		
11	5:04.223	3:46.417	45.083	32.723	55.1	29:22.055	11	1:52.286	33.495	44.914	33.877	149.3	26:06.299		
12	2:17.663 B	32.827	52.962	51.874	121.8	31:39.718	12	1:51.850	33.323	44.275	34.252	149.9	27:58.149		
13	4:10.941	2:54.409	43.899	32.633	66.8	35:50.659	13	1:51.504	33.743	<b>44.260</b>	<b>33.501</b>	150.4	29:49.653		
14	1:47.548	32.177	43.102	32.269	155.9	37:38.207	14	2:17.479 B	34.260	53.511	49.708	121.9	32:07.132		
15	1:47.362	32.155	43.054	32.153	156.2	39:25.569	15	3:54.287	2:32.876	47.161	34.250	71.6	36:01.419		
16	1:46.769	31.875	42.836	32.058	157.0	41:12.338	16	1:52.181	33.268	45.066	33.847	149.4	37:53.600		
<b>5</b>	<b>Mathys JAUBERT</b>	FRA						<b>12</b>	<b>Ludovic LOEUL</b>	FRA					
TFT Racing							Porsche Lorient Racing								
Porsche 911 GT3 Cup							Porsche 911 GT3 Cup								
1	2:18.833	50.918	52.336	35.579	117.1	2:18.833	1	3:28.719	1:59.678	51.086	37.955	77.9	3:28.719		
2	2:04.009	38.214	47.147	38.648	135.2	4:22.842	2	1:58.811	36.792	47.330	34.689	141.1	5:27.530		
3	1:47.825	32.336	43.214	32.275	155.5	6:10.667	3	1:50.587	33.940	43.970	32.677	151.6	7:18.117		
4	1:45.429	31.829	42.277	<b>31.323</b>	159.0	7:56.096	4	1:49.849	33.009	44.458	32.382	152.6	9:07.966		
5	<b>1:45.308</b>	<b>31.677</b>	<b>42.117</b>	31.514	159.2	9:41.404	5	1:47.870	32.253	43.494	32.123	155.4	10:55.836		
6	1:55.437 B	31.848	43.491	40.098	145.2	11:36.841	6	1:49.277	33.500	43.228	32.549	153.4	12:45.113		
7	5:52.542	4:37.785	43.018	31.739	47.6	17:29.383	7	<b>1:47.335</b>	32.416	42.861	<b>32.058</b>	156.2	14:32.448		
8	1:46.499	31.937	42.535	32.027	157.4	19:15.882	8	1:47.712	32.526	43.051	32.135	155.6	16:20.160		
9	1:45.714	31.856	42.222	31.636	158.6	21:01.596	9	1:59.229 B	32.642	43.501	43.086	140.6	18:19.389		
10	1:54.568 B	32.162	43.448	38.958	146.3	22:56.164	10	4:18.431	3:01.882	43.798	32.751	64.9	22:37.820		
11	6:37.447	5:18.871	44.760	33.816	42.2	29:33.611	11	1:47.832	32.382	43.161	32.289	155.5	24:25.652		
12	2:15.531 B	32.050	48.026	55.455	123.7	31:49.142	12	<u>1:47.285</u>	<b>32.164</b>	42.950	32.171	156.3	26:12.937		
13	5:11.732	3:52.164	44.546	35.022	53.8	37:00.874	13	<u>1:46.945</u>	32.210	<b>42.656</b>	32.079	156.8	27:59.882		
14	1:46.879	32.139	42.764	31.976	156.9	38:47.753	14	1:50.454	33.444	43.520	33.490	151.8	29:50.336		
15	1:46.195	31.822	42.578	31.795	157.9	40:33.948									



### Porsche Carrera Cup France 4 Hours of Barcelona Free Practice 1

#### Sector Analysis

— Invalidated Lap    ■ Personal Best    ■ Session Best    B Crossing the pit lane

Lap	Time	Sector 1	Sector 2	Sector 3	Kph	Elapsed	Lap	Time	Sector 1	Sector 2	Sector 3	Kph	Elapsed
15	2:13.604B	32.939	50.718	49.947	125.5	32:03.940	13	2:40.062	1:24.993	43.155	31.914	104.7	35:04.683
16	5:25.136	4:08.134	44.351	32.651	51.6	37:29.076	14	1:45.748	31.848	42.434	31.466	158.5	36:50.431
17	1:48.302	32.516	43.257	32.529	154.8	39:17.378	15	1:45.536	31.683	42.320	31.533	158.9	38:35.967
18	1:47.854	32.565	43.145	32.144	155.4	41:05.232	16	1:45.762	31.589	42.472	31.701	158.5	40:21.729

20 Mathieu CASALONGA FRA						
F4 Events Motorsport				Porsche 911 GT3 Cup		
1	3:58.663	2:10.019	1:02.193	46.451	68.1	3:58.663
2	2:23.644	46.522	58.448	38.674	116.7	6:22.307
3	1:59.474	35.908	47.269	36.297	140.3	8:21.781
4	1:55.400	34.138	46.100	35.162	145.3	10:17.181
5	1:57.462	34.344	45.607	37.511	142.7	12:14.643
6	1:53.714	33.382	45.072	35.260	147.4	14:08.357
7	1:55.037	33.680	46.102	35.255	145.7	16:03.394
8	2:10.600B	34.804	45.769	50.027	128.4	18:13.994
9	4:33.154	3:09.713	46.283	37.158	61.4	22:47.148
10	1:56.559	34.548	47.233	34.778	143.8	24:43.707
11	1:55.327	34.345	45.463	35.519	145.4	26:39.034
12	1:53.734	33.402	45.761	34.571	147.4	28:32.768
13	1:53.601	33.460	45.042	35.099	147.6	30:26.369
14	2:51.769B	50.339	1:01.525	59.905	97.6	33:18.138
15	4:17.634	2:53.655	49.007	34.972	65.1	37:35.772
16	1:54.257	34.138	45.682	34.437	146.7	39:30.029
17	1:52.534	34.042	44.538	33.954	149.0	41:22.563

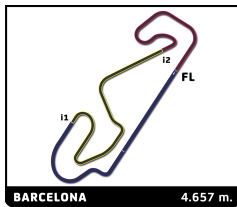
21 Marc CINI AUS						
Martinet by Alméras				Porsche 911 GT3 Cup		
1	2:51.787	1:11.091	59.579	41.117	94.6	2:51.787
2	2:07.276	40.950	50.297	36.029	131.7	4:59.063
3	2:16.794B	33.592	45.636	57.566	122.6	7:15.857
4	9:46.685	8:21.632	49.962	35.091	28.6	17:02.542
5	1:56.329	35.519	46.205	34.605	144.1	18:58.871
6	1:54.559	33.517	46.654	34.388	146.3	20:53.430
7	1:52.010	33.227	44.888	33.895	149.7	22:45.440
8	2:06.034	33.654	50.722	41.658	133.0	24:51.474
9	1:51.820	33.478	44.789	33.553	149.9	26:43.294
10	1:51.396	33.016	44.619	33.761	150.5	28:34.690
11	2:19.288B	36.367	49.196	53.725	120.4	30:53.978
12	4:59.609	3:35.844	48.349	35.416	56.0	35:53.587
13	1:55.076	33.495	46.592	34.989	145.7	37:48.663
14	1:52.607	33.401	45.156	34.050	148.9	39:41.270
15	2:01.662	39.752	47.152	34.758	137.8	41:42.932

22 Alessandro GHIRETTI FRA						
Martinet by Alméras				Porsche 911 GT3 Cup		
1	4:13.267	2:49.456	50.177	33.634	64.2	4:13.267
2	1:50.012	33.382	45.391	31.239	152.4	6:03.279
3	1:44.072	31.236	41.878	30.958	161.1	7:47.351
4	1:44.249	31.327	41.797	31.125	160.8	9:31.600
5	1:44.921	31.516	41.966	31.439	159.8	11:16.521
6	2:03.223B	33.397	46.934	42.892	136.1	13:19.744
7	5:50.465	4:24.964	44.696	40.805	47.8	19:10.209
8	1:49.368	31.930	42.745	34.693	153.3	20:59.577
9	1:45.960	31.775	42.250	31.935	158.2	22:45.537
10	1:45.425	31.637	42.219	31.569	159.0	24:30.962
11	2:01.965B	34.291	46.465	41.209	137.5	26:32.927
12	5:51.694B	4:13.757	51.674	46.263	47.7	32:24.621

24 Alexandre LEROY BEL						
TFT Racing				Porsche 911 GT3 Cup		
1	2:46.779	1:10.454	55.876	40.449	97.4	2:46.779
2	2:02.080	39.476	47.352	35.252	137.3	4:48.859
3	1:52.841	34.352	44.937	33.552	148.6	6:41.700
4	1:50.672	33.447	44.367	32.858	151.5	8:32.372
5	1:49.479	32.917	43.929	32.633	153.1	10:21.851
6	1:50.859	32.615	43.933	34.311	151.2	12:12.710
7	1:50.597	33.222	44.367	33.008	151.6	14:03.307
8	1:49.856	32.978	43.942	32.936	152.6	15:53.163
9	2:03.369B	32.912	44.130	46.327	135.9	17:56.532
10	4:58.978	3:40.082	45.206	33.690	56.1	22:55.510
11	1:52.399	33.451	45.381	33.567	149.2	24:47.909
12	1:52.253	33.837	44.842	33.574	149.4	26:40.162
13	1:51.616	33.100	45.170	33.346	150.2	28:31.778
14	1:53.418	33.079	44.773	35.566	147.8	30:25.196
15	2:46.472B	49.776	57.422	59.274	100.7	33:11.668
16	4:53.664	3:34.578	45.262	33.824	57.1	38:05.332
17	1:50.800	33.119	44.461	33.220	151.3	39:56.132
18	1:50.170	33.112	44.065	32.993	152.2	41:46.302

27 Marlon HERNANDEZ FRA						
ABM				Porsche 911 GT3 Cup		
1	2:34.090	1:09.286	51.060	33.744	105.5	2:34.090
2	1:53.246	33.505	44.587	35.154	148.0	4:27.336
3	1:47.571	32.480	43.114	31.977	155.9	6:14.907
4	1:46.060	31.766	42.620	31.674	158.1	8:00.967
5	1:45.559	31.665	42.338	31.556	158.8	9:46.526
6	1:46.232	31.937	42.534	31.761	157.8	11:32.758
7	1:49.403	31.861	42.890	34.652	153.2	13:22.161
8	1:46.244	31.827	42.643	31.774	157.8	15:08.405
9	1:56.839B	31.887	42.936	42.016	143.5	17:05.244
10	9:23.623	8:08.109	43.447	32.067	29.7	26:28.867
11	1:47.248	32.216	42.973	32.059	156.3	28:16.115
12	1:46.706	31.988	42.786	31.932	157.1	30:02.821
13	2:17.755B	41.725	52.273	43.757	121.7	32:20.576
14	4:22.272	3:06.704	43.244	32.324	63.9	36:42.848
15	1:47.403	32.145	43.240	32.018	156.1	38:30.251
16	1:47.235	31.914	42.883	32.438	156.3	40:17.486

29 Louis ROUSSET FRA						
Forestier Racing CLRT				Porsche 911 GT3 Cup		
1	2:28.932	1:08.398	47.120	33.414	109.1	2:28.932
2	1:56.448	32.861	44.352	39.235	144.0	4:25.380
3	1:46.266	31.970	42.674	31.622	157.8	6:11.646
4	1:45.913	32.047	42.155	31.711	158.3	7:57.559
5	1:45.326	31.613	42.145	31.568	159.2	9:42.885
6	1:45.759	31.490	42.309	31.960	158.5	11:28.644
7	1:46.663	31.831	42.412	32.420	157.2	13:15.307
8	1:56.588B	31.755	45.459	39.374	143.8	15:11.895
9	8:43.116	7:23.417	45.849	33.850	32.0	23:55.011
10	1:47.947	31.946	42.707	33.294	155.3	25:42.958



### Porsche Carrera Cup France 4 Hours of Barcelona Free Practice 1

#### Sector Analysis

— Invalidated Lap    ■ Personal Best    ■ Session Best    B Crossing the pit lane

Lap	Time	Sector 1	Sector 2	Sector 3	Kph	Elapsed	Lap	Time	Sector 1	Sector 2	Sector 3	Kph	Elapsed
11	1:45.868	31.744	42.288	31.836	158.4	27:28.826	14	4:45.681 B	31.915	43.101	3:30.665	58.7	32:59.742
12	1:49.592	32.070	45.059	32.463	153.0	29:18.418							
13	2:19.832 B	31.859	52.471	55.502	119.9	31:38.250							
14	3:33.333	2:17.984	43.327	32.022	78.6	35:11.583							
15	1:45.795	31.680	42.319	31.796	158.5	36:57.378							
16	1:53.493	32.205	46.578	34.710	147.7	38:50.871							
17	1:45.948	31.723	42.248	31.977	158.2	40:36.819							

38 Sébastien DUSSOLLIET FRA						
ABM Porsche 911 GT3 Cup						
1	2:47.852	1:12.398	55.659	39.795	96.8	2:47.852
2	1:57.813	37.458	46.283	34.072	142.3	4:45.665
3	1:49.707	33.271	43.653	32.783	152.8	6:35.372
4	1:48.482	32.369	43.710	32.403	154.5	8:23.854
5	1:47.369	32.103	42.896	32.370	156.1	10:11.223
6	1:47.649	32.139	43.120	32.390	155.7	11:58.872
7	1:47.289	32.076	42.893	32.320	156.3	13:46.161
8	1:47.330	31.965	42.827	32.538	156.2	15:33.491
9	1:55.521 B	32.155	43.550	39.816	145.1	17:29.012
10	4:22.292	3:06.265	43.620	32.407	63.9	21:51.304
11	1:48.183	32.382	43.384	32.417	155.0	23:39.487
12	1:47.627	32.172	42.928	32.527	155.8	25:27.114
13	1:47.320	32.127	42.736	32.457	156.2	27:14.434
14	1:47.667	32.068	43.003	32.596	155.7	29:02.101
15	2:03.695 B	32.019	43.502	48.174	135.5	31:05.796
16	5:31.934	4:15.674	43.650	32.610	50.5	36:37.730
17	1:48.722	32.661	43.731	32.330	154.2	38:26.452
18	1:47.843	32.022	43.306	32.515	155.5	40:14.295

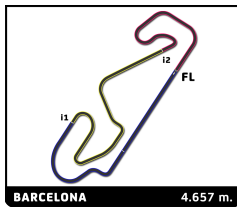
49 Karim AJLANI CHE						
ABM Porsche 911 GT3 Cup						
1	2:52.815	1:16.223	55.771	40.821	94.0	2:52.815
2	2:08.281	42.292	48.776	37.213	130.7	5:01.096
3	1:55.376	35.044	45.485	34.847	145.3	6:56.472
4	1:52.812	33.284	45.677	33.851	148.6	8:49.284
5	1:53.094	34.481	44.372	34.241	148.2	10:42.378
6	1:59.526 B	34.035	44.343	41.148	140.3	12:41.904
7	7:18.253	5:58.899	45.352	34.002	38.3	20:00.157
8	1:53.408	33.557	45.681	34.170	147.8	21:53.565
9	1:51.882	33.561	44.710	33.611	149.8	23:45.447
10	2:21.966 B	33.148	1:01.719	47.099	118.1	26:07.413

53 Arthur MATHIEU FRA						
Martinet by Alméras Porsche 911 GT3 Cup						
1	2:53.677	1:17.722	56.761	39.194	93.6	2:53.677
2	2:11.023	43.034	51.494	36.495	128.0	5:04.700
3	1:47.389	31.929	43.139	32.321	156.1	6:52.089
4	1:45.472	31.560	42.352	31.560	159.0	8:37.561
5	1:46.264	31.752	42.682	31.830	157.8	10:23.825
6	1:49.817	31.820	42.875	35.122	152.7	12:13.642
7	1:47.116	32.193	42.674	32.249	156.5	14:00.758
8	1:46.578	31.740	42.749	32.089	157.3	15:47.336
9	1:53.105 B	31.864	43.408	37.833	148.2	17:40.441
10	5:10.812	3:55.349	43.134	32.329	53.9	22:51.253
11	1:47.413	31.873	43.346	32.194	156.1	24:38.666
12	1:48.153	32.015	43.813	32.325	155.0	26:26.819
13	1:47.242	32.045	43.005	32.192	156.3	28:14.061

56 Frédéric ANCEL FRA						
Porsche Lorient Racing Porsche 911 GT3 Cup						
1	2:57.465	1:22.306	56.565	38.594	91.6	2:57.465
2	2:09.595	43.201	49.457	36.937	129.4	5:07.060
3	1:53.190	33.932	45.754	33.504	148.1	7:00.250
4	1:49.421	32.993	43.658	32.770	153.2	8:49.671
5	1:48.924	32.340	44.015	32.569	153.9	10:38.595
6	1:48.708	32.468	43.312	32.928	154.2	12:27.303
7	1:47.792	32.136	43.185	32.471	155.5	14:15.095
8	1:48.804	32.355	43.562	32.887	154.1	16:03.899
9	1:50.058	33.428	43.888	32.742	152.3	17:53.957
10	2:05.717 B	33.049	45.290	47.378	133.4	19:59.674
11	4:58.995	3:41.064	44.956	32.975	56.1	24:58.669
12	1:48.971	32.558	43.820	32.593	153.9	26:47.640
13	1:49.159	32.359	44.210	32.590	153.6	28:36.799
14	2:03.615 B	32.734	43.753	47.128	135.6	30:40.414
15	5:45.364	4:27.211	44.846	33.307	48.5	36:25.778
16	1:49.179	32.584	43.926	32.669	153.6	38:14.957
17	1:49.961	32.750	44.403	32.808	152.5	40:04.918

59 Maxence MAURICE FRA						
IMSA LS Group Performance Porsche 911 GT3 Cup						
1	2:59.011	1:25.137	55.759	38.115	90.8	2:59.011
2	2:11.636	43.848	50.053	37.735	127.4	5:10.647
3	1:47.968	32.546	43.094	32.328	155.3	6:58.615
4	1:46.563	31.880	42.861	31.822	157.3	8:45.178
5	1:47.957	32.361	43.543	32.053	155.3	10:33.135
6	1:48.417	33.328	43.082	32.007	154.6	12:21.552
7	1:57.349 B	32.001	42.949	42.399	142.9	14:18.901
8	4:08.810	2:52.813	43.594	32.403	67.4	18:27.711
9	1:47.326	32.083	42.982	32.261	156.2	20:15.037
10	1:47.606	32.292	42.876	32.438	155.8	22:02.643
11	1:47.132	32.049	42.964	32.119	156.5	23:49.775
12	1:48.731	33.415	43.125	32.191	154.2	25:38.506
13	1:47.130	32.125	42.699	32.306	156.5	27:25.636
14	1:52.809 B	32.009	43.016	37.784	148.6	29:18.445
15	5:47.038	4:29.889	43.597	33.552	48.3	35:05.483
16	1:48.462	32.507	43.533	32.429	154.6	36:53.952
17	1:48.023	32.163	43.243	32.617	155.2	38:41.975
18	1:47.922	32.232	43.056	32.634	155.3	40:29.897

66 Gilles COLOMBANI FRA						
Team Clairet Sport Porsche 911 GT3 Cup						
1	3:02.159	1:27.667	54.639	39.853	89.2	3:02.159
2	2:11.945	43.855	50.361	37.729	127.1	5:14.104
3	2:01.059	37.836	47.991	35.232	138.5	7:15.163
4	1:58.138	35.376	47.965	34.797	141.9	9:13.301
5	1:52.438	33.441	45.606	33.391	149.1	11:05.739
6	1:56.619	32.750	47.919	35.950	143.8	13:02.358
7	1:54.798	34.977	45.571	34.250	146.0	14:57.156
8	2:07.417 B	34.211	45.429	47.777	131.6	17:04.573
9	4:24.000	3:06.019	44.432	33.549	63.5	21:28.573
10	1:49.264	32.618	43.609	33.037	153.4	23:17.837
11	1:49.940	32.608	43.823	33.509	152.5	25:07.777
12	1:48.652	32.217	43.434	33.001	154.3	26:56.429



### Porsche Carrera Cup France 4 Hours of Barcelona Free Practice 1

#### Sector Analysis

— Invalidated Lap    ■ Personal Best    ■ Session Best    B Crossing the pit lane

Lap	Time	Sector 1	Sector 2	Sector 3	Kph	Elapsed	Lap	Time	Sector 1	Sector 2	Sector 3	Kph	Elapsed
13	<u>1:48.943</u>	32.516	43.573	32.854	153.9	28:45.372	12	<u>1:51.837</u> B	31.983	42.589	37.265	149.9	28:17.802
14	<u>2:13.101</u> B	32.305	46.388	54.408	126.0	30:58.473	13	<u>7:19.567</u>	6:03.452	43.912	32.203	38.1	35:37.369
15	<u>4:41.506</u>	3:22.062	45.787	33.657	59.6	35:39.979	14	<u>1:46.859</u>	32.252	42.741	31.866	156.9	37:24.228
16	<u>2:02.865</u> B	32.904	44.233	45.728	136.5	37:42.844	15	<u>1:46.532</u>	31.953	42.671	31.908	157.4	39:10.760
							16	<u>1:47.052</u>	32.231	42.794	32.027	156.6	40:57.812

73 Sébastien POISSON							FRA						
ABM							Porsche 911 GT3 Cup						
1	3:15.237	1:35.727	59.413	40.097	83.2	3:15.237							
2	2:11.736	44.740	52.118	34.878	127.3	5:26.973							
3	1:50.494	33.756	44.113	32.625	151.7	7:17.467							
4	1:49.553	33.313	43.751	32.489	153.0	9:07.020							
5	<u>1:47.035</u>	32.010	<u>42.887</u>	<u>32.138</u>	156.6	10:54.055							
6	<u>1:48.233</u>	31.966	43.172	33.095	154.9	12:42.288							
7	<u>1:47.522</u>	32.003	42.895	32.624	155.9	14:29.810							
8	1:47.470	<u>31.904</u>	42.928	32.638	156.0	16:17.280							
9	1:47.732	32.089	43.023	32.620	155.6	18:05.012							
10	1:59.184 B	32.151	42.984	44.049	140.7	20:04.196							
11	5:05.219	3:49.169	43.448	32.602	54.9	25:09.415							
12	1:47.939	32.281	43.173	32.485	155.3	26:57.354							
13	1:48.615	32.308	43.393	32.914	154.4	28:45.969							
14	2:10.804 B	32.112	43.276	55.416	128.2	30:56.773							
15	<u>5:35.042</u>	4:18.763	43.528	32.751	50.0	36:31.815							
16	<u>1:48.187</u>	32.148	43.368	32.671	155.0	38:20.002							
17	<u>1:47.840</u>	32.332	43.027	32.481	155.5	40:07.842							

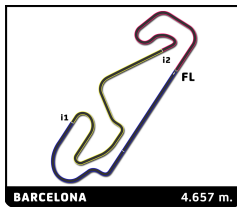
74 Victor BLUGEON							FRA						
ABM							Porsche 911 GT3 Cup						
1	3:16.683	1:39.277	58.393	39.013	82.6	3:16.683							
2	2:09.371	44.572	49.779	35.020	129.6	5:26.054							
3	1:50.403	33.399	43.708	33.296	151.9	7:16.457							
4	1:49.324	34.029	43.342	31.953	153.4	9:05.781							
5	<u>1:46.365</u>	31.987	<u>42.539</u>	<u>31.839</u>	157.6	10:52.146							
6	1:55.951 B	32.774	42.942	40.235	144.6	12:48.097							
7	8:26.074	7:10.453	43.498	32.123	33.1	21:14.171							
8	<u>1:46.931</u>	32.068	42.889	31.974	156.8	23:01.102							
9	<u>1:47.845</u>	32.131	43.219	32.495	155.5	24:48.947							
10	<u>1:48.767</u>	32.529	43.269	32.969	154.1	26:37.714							
11	1:47.005	32.090	42.825	32.090	156.7	28:24.719							
12	1:56.661 B	<u>31.827</u>	43.016	41.818	143.7	30:21.380							
13	5:51.315	4:29.923	43.394	37.998	47.7	36:12.695							
14	1:47.392	32.352	43.092	31.948	156.1	38:00.087							
15	<u>1:47.173</u>	31.954	43.041	32.178	156.4	39:47.260							
16	<u>1:49.140</u>	32.191	44.170	32.779	153.6	41:36.400							

76 Louis PERROT							FRA						
IMSA LS Group Performance							Porsche 911 GT3 Cup						
1	3:15.213	1:40.333	57.608	37.272	83.2	3:15.213							
2	1:58.319	38.347	46.209	33.763	141.7	5:13.532							
3	1:46.924	32.840	42.394	<u>31.690</u>	156.8	7:00.456							
4	<u>1:46.044</u>	31.965	42.362	31.717	158.1	8:46.500							
5	<u>1:46.990</u>	32.152	42.914	31.924	156.7	10:33.490							
6	<u>1:46.076</u>	32.045	<u>42.192</u>	31.839	158.0	12:19.566							
7	<u>1:58.161</u> B	31.969	42.453	43.739	141.9	14:17.727							
8	6:48.665	5:33.417	43.106	32.142	41.0	21:06.392							
9	1:46.840	32.042	43.002	31.796	156.9	22:53.232							
10	<u>1:46.340</u>	31.849	42.602	31.889	157.7	24:39.572							
11	<u>1:46.393</u>	<u>31.813</u>	42.809	31.771	157.6	26:25.965							

77 Jérémy SARHY							FRA						
Racing Technology							Porsche 911 GT3 Cup						
1	3:21.393	1:45.314	58.970	37.109	80.7	3:21.393							
2	2:02.140	42.120	47.559	32.461	137.3	5:23.533							
3	1:47.298	32.142	43.526	<u>31.630</u>	156.2	7:10.831							
4	<u>1:45.984</u>	31.826	42.503	31.655	158.2	8:56.815							
5	<u>1:45.971</u>	31.902	<u>42.264</u>	31.805	158.2	10:42.786							
6	<u>1:56.108</u> B	31.792	43.145	41.171	144.4	12:38.894							
7	4:37.432	3:21.949	43.526	31.957	60.4	17:16.326							
8	<u>1:46.516</u>	31.767	42.843	31.906	157.4	19:02.842							
9	<u>1:46.222</u>	31.776	42.722	31.724	157.8	20:49.064							
10	<u>1:46.171</u>	31.839	42.642	31.690	157.9	22:35.235							
11	1:54.318 B	<u>31.766</u>	42.533	40.019	146.7	24:29.553							
12	<u>3:49.049</u>	2:33.878	43.270	31.901	73.2	28:18.602							
13	<u>1:53.071</u> B	31.888	42.635	38.548	148.3	30:11.673							
14	7:14.970	5:58.757	43.952	32.261	38.5	37:26.643							
15	1:47.238	31.889	43.085	32.264	156.3	39:13.881							
16	1:54.909 B	33.162	43.061	38.686	145.9	41:08.790							

78 Dominique BASTIEN							USA						
Speed Lover							Porsche 911 GT3 Cup						
1	3:21.598	1:46.171	59.276	36.151	80.6	3:21.598							
2	2:06.704	40.432	51.268	35.004	132.3	5:28.302							
3	1:51.412	34.429	44.346	<u>32.637</u>	150.5	7:19.714							
4	1:51.548	<u>32.699</u>	45.810	33.039	150.3	9:11.262							
5	<u>1:49.509</u>	32.929	<u>43.623</u>	32.957	153.1	11:00.771							
6	1:51.406	33.219	44.225	33.962	150.5	12:52.177							
7	1:51.557	33.559	44.669	33.329	150.3	14:43.734							
8	1:51.563	33.420	44.734	33.409	150.3	16:35.297							
9	2:12.412 B	35.223	46.492	50.697	126.6	18:47.709							
10	7:13.427	5:50.732	47.549	35.146	38.7	26:01.136							
11	1:56.841	34.009	47.045	35.787	143.5	27:57.977							
12	1:56.996	35.883	46.377	34.736	143.3	29:54.973							
13	2:17.826 B	35.274	50.915	51.637	121.6	32:12.799							
14	4:15.239	2:49.909	48.945	36.385	65.7	36:28.038							
15	1:55.780	34.402	46.392	34.986	144.8	38:23.818							
16	1:53.434	34.030	45.219	34.185	147.8	40:17.252							

79 Johannes ZELGER							ITA						
Tsunami RT							Porsche 911 GT3 Cup						
1	4:10.450	2:43.266	50.193	36.991	64.9	4:10.450							
2	2:00.204	36.931	48.364	34.909	139.5	6:10.654							
3	1:55.907	35.979	45.997	33.931	144.6	8:06.561							
4	1:50.695	32.969	44.384	33.342	151.5	9:57.256							
5	1:49.218	32.485	43.610	33.123	153.5	11:46.474							
6	1:53.139	34.852	44.789	33.498	148.2	13:39.613							
7	2:05.273	47.557	44.210	33.506	133.8	15:44.886							
8	1:49.510	32.525	43.850	33.135	153.1	17:34.396							
9	<u>1:48.551</u>	<u>32.389</u>	<u>43.333</u>	32.829	154.4	19:22.947							
10	2:09.778 B	33.708	47.194	48.876	129.2	21:32.725							
11	5:20.703	4:01.619	45.279	33.805	52.3	26:53.428							



### Porsche Carrera Cup France 4 Hours of Barcelona Free Practice 1

#### Sector Analysis

— Invalidated Lap    ■ Personal Best    ■ Session Best    B Crossing the pit lane

Lap	Time	Sector 1	Sector 2	Sector 3	Kph	Elapsed	Lap	Time	Sector 1	Sector 2	Sector 3	Kph	Elapsed
12	1:49.088	32.649	43.672	<b>32.767</b>	153.7	28:42.516	12	1:58.138 B	31.551	42.535	44.052	141.9	30:18.996
13	2:03.907 B	32.515	43.771	47.621	135.3	30:46.423	13	5:58.357	4:42.557	43.350	32.450	46.8	36:17.353
14	5:47.650	4:26.265	47.012	34.373	48.2	36:34.073	14	1:45.826	31.642	42.446	31.738	158.4	38:03.179
15	2:15.966 B	37.222	54.300	44.444	123.3	38:50.039	15	1:45.386	31.460	42.229	31.697	159.1	39:48.565
							16	1:47.306	31.608	43.538	32.160	156.2	41:35.871

89 Bashar MARDINI CAN						
Tsunami RT Porsche 911 GT3 Cup						
1	4:03.389	2:36.336	52.070	34.983	66.8	4:03.389
2	1:52.459	35.806	44.123	32.530	149.1	5:55.848
3	<b>1:46.062</b>	32.112	42.366	31.584	158.1	7:41.910
4	<b>1:45.004</b>	31.429	<b>42.013</b>	31.562	159.7	9:26.914
5	<b>1:48.612</b>	33.784	42.721	32.107	154.4	11:15.526
6	1:46.894	<b>31.669</b>	42.408	32.817	156.8	13:02.420
7	<b>1:46.173</b>	31.708	42.511	31.954	157.9	14:48.593
8	2:01.703 B	33.071	43.282	45.350	137.8	16:50.296
9	5:28.978	4:13.292	43.392	32.294	51.0	22:19.274
10	1:46.371	31.892	42.581	31.898	157.6	24:05.645
11	1:49.073	32.354	43.890	32.829	153.7	25:54.718
12	1:46.387	31.910	42.609	<b>31.868</b>	157.6	27:41.105
13	1:46.257	31.696	42.639	31.922	157.8	29:27.362
14	2:19.164 B	31.920	51.848	55.396	120.5	31:46.526
15	5:18.577	3:59.776	44.741	34.060	52.6	37:05.103
16	<b>1:47.497</b>	32.114	43.194	32.189	156.0	38:52.600
17	<b>2:03.009 B</b>	33.200	43.566	46.243	136.3	40:55.609

99 Benjamin PAQUE BEL						
Forestier Racing CLRT Porsche 911 GT3 Cup						
1	4:10.939	2:47.757	49.243	33.939	64.8	4:10.939
2	1:49.643	34.262	43.830	31.551	152.9	6:00.582
3	1:45.653	31.603	42.666	<b>31.384</b>	158.7	7:46.235
4	1:45.887	31.588	<b>42.185</b>	32.114	158.3	9:32.122
5	<b>1:45.310</b>	<b>31.582</b>	42.281	31.447	159.2	11:17.432
6	1:45.838	31.881	42.306	31.651	158.4	13:03.270
7	1:57.664 B	31.584	42.539	43.541	142.5	15:00.934
8	9:17.241	7:58.065	42.882	36.294	30.1	24:18.175
9	1:46.243	31.797	42.586	31.860	157.8	26:04.418
10	1:46.438	31.786	42.865	31.787	157.5	27:50.856
11	1:46.281	31.884	42.693	31.704	157.7	29:37.137
12	2:12.777 B	31.629	49.453	51.695	126.3	31:49.914
13	4:08.064	2:52.293	43.322	32.449	67.6	35:57.978
14	1:46.624	31.795	43.101	31.728	157.2	37:44.602
15	1:46.076	31.784	42.460	31.832	158.0	39:30.678
16	1:45.983	31.808	42.362	31.813	158.2	41:16.661

97 Didier GLORIEUX BEL						
Speed Lover Porsche 911 GT3 Cup						
1	3:18.335	1:46.605	54.569	37.161	81.9	3:18.335
2	1:58.292	38.052	46.440	33.800	141.7	5:16.627
3	1:50.813	34.391	43.801	32.621	151.3	7:07.440
4	1:47.220	31.880	43.130	32.210	156.4	8:54.660
5	<b>1:46.903</b>	<b>31.783</b>	42.735	32.385	156.8	10:41.563
6	2:16.554	32.192	42.912	1:01.450	122.8	12:58.117
7	1:50.066	32.815	44.225	33.026	152.3	14:48.183
8	1:47.898	32.077	43.375	32.446	155.4	16:36.081
9	1:48.228	32.362	42.963	32.903	154.9	18:24.309
10	1:47.174	32.437	42.718	<b>32.019</b>	156.4	20:11.483
11	1:46.912	32.048	<b>42.600</b>	32.264	156.8	21:58.395
12	1:55.345 B	32.049	42.787	40.509	145.3	23:53.740
13	12:12.250	...	43.357	32.787	22.9	36:05.990
14	1:48.595	32.608	43.354	32.633	154.4	37:54.585
15	1:48.403	32.498	43.373	32.532	154.7	39:42.988
16	1:47.353	32.058	42.977	32.318	156.2	41:30.341

911 Christophe LAPIERRE FRA						
Martinet by Alméras Porsche 911 GT3 Cup						
1	3:18.925	1:53.930	49.366	35.629	81.7	3:18.925
2	1:55.327	37.158	44.999	33.170	145.4	5:14.252
3	1:49.369	33.590	43.579	32.200	153.3	7:03.621
4	1:47.335	32.419	42.883	<b>32.033</b>	156.2	8:50.956
5	1:47.955	32.695	43.059	32.201	155.3	10:38.911
6	1:47.897	32.535	43.090	32.272	155.4	12:26.808
7	1:47.236	32.074	43.103	32.059	156.3	14:14.044
8	1:47.822	32.054	42.982	32.786	155.5	16:01.866
9	1:47.067	32.042	<b>42.846</b>	32.179	156.6	17:48.933
10	2:07.970 B	33.502	48.067	46.401	131.0	19:56.903
11	5:19.562	4:02.485	44.275	32.802	52.5	25:16.465
12	1:47.244	32.044	42.957	32.243	156.3	27:03.709
13	<b>1:47.013</b>	<b>31.834</b>	43.009	32.170	156.7	28:50.722
14	2:10.492 B	32.240	43.040	55.212	128.5	31:01.214
15	5:55.173	4:33.543	48.642	32.988	47.2	36:56.387
16	1:48.431	32.519	43.158	32.754	154.6	38:44.818
17	1:47.346	32.133	43.022	32.191	156.2	40:32.164

98 Dorian BOCCOLACCI FRA						
Forestier Racing CLRT Porsche 911 GT3 Cup						
1	4:10.573	2:47.138	48.969	34.466	64.9	4:10.573
2	1:48.716	33.696	43.172	31.848	154.2	5:59.289
3	1:44.237	31.415	<b>41.726</b>	<b>31.096</b>	160.8	7:43.526
4	<b>1:44.063</b>	<b>31.111</b>	41.746	31.206	161.1	9:27.589
5	1:44.645	31.308	41.802	31.535	160.2	11:12.234
6	1:47.669	31.532	43.112	33.025	155.7	12:59.903
7	1:54.323 B	31.804	42.709	39.810	146.6	14:54.226
8	8:04.718	6:49.081	43.612	32.025	34.6	22:58.944
9	1:45.784	31.932	42.302	31.550	158.5	24:44.728
10	1:50.274	31.986	42.313	35.975	152.0	26:35.002
11	1:45.856	31.575	42.467	31.814	158.4	28:20.858