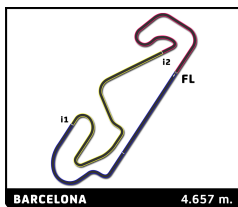


Porsche Carrera Cup France 4 Hours of Barcelona Free Practice 2

Sector Analysis

— Invalidated Lap ■ Personal Best ■ Session Best B Crossing the pit lane

Lap	Time	Sector 1	Sector 2	Sector 3	Kph	Elapsed	Lap	Time	Sector 1	Sector 2	Sector 3	Kph	Elapsed
1	Marvin KLEIN FRA TFT Racing Porsche 911 GT3 Cup						4	1:48.115	32.200	43.620	32.295	155.1	9:44.210
1	2:30.310	1:14.580	43.484	32.246	108.1	4:54.870	5	1:57.838 B	32.157	43.650	42.031	142.3	11:42.048
2	1:48.985	32.002	43.205	33.778	153.8	6:43.855	6	4:26.039 B	2:55.421	47.136	43.482	63.0	16:08.087
3	1:46.106	31.740	42.727	31.639	158.0	8:29.961	7	2:21.506 B	56.657	44.321	40.528	118.5	18:29.593
4	1:46.011	31.726	42.547	31.738	158.1	10:15.972	8	2:30.944	1:15.460	43.450	32.034	111.1	21:00.537
5	1:46.195	31.766	42.565	31.864	157.9	12:02.167	9	1:47.134	31.979	43.180	31.975	156.5	22:47.671
6	1:56.985 B	31.701	42.924	42.360	143.3	13:59.152	10	1:46.999	31.927	42.968	32.104	156.7	24:34.670
7	5:08.491	3:50.945	43.071	34.475	54.3	19:07.643	11	2:47.841 B	37.270	1:08.037	1:02.534	99.9	27:22.511
8	1:46.450	31.891	42.876	31.683	157.5	20:54.093	12	4:29.789	3:13.527	43.997	32.265	62.1	31:52.300
9	1:54.264 B	31.838	43.416	39.010	146.7	22:48.357	13	1:46.774	31.980	42.902	31.892	157.0	33:39.074
10	8:19.764	6:57.647	46.904	35.213	33.5	31:08.121	14	1:46.466	31.936	42.469	32.061	157.5	35:25.540
11	1:57.467	34.523	47.284	35.660	142.7	33:05.588	15	2:04.321 B	31.883	43.677	48.761	134.9	37:29.861
12	1:47.347	31.798	43.753	31.796	156.2	34:52.935							
13	2:02.766 B	31.352	44.661	46.753	136.6	36:55.701							
2	Marc GUILLOT FRA HERRERO Racing Porsche 911 GT3 Cup						8	Christian JAQUILLARD CHE Racing Technology Porsche 911 GT3 Cup					
1	1:52.587 B	34.370	44.795	33.422	144.3	4:16.377	1	2:52.653	1:27.011	49.984	35.658	94.1	3:11.367
2	1:49.103	32.805	43.477	32.821	153.7	6:05.480	2	1:53.811	34.338	45.472	34.001	147.3	5:05.178
3	1:49.249	32.939	43.464	32.846	153.5	7:54.729	3	1:52.342	33.788	44.671	33.883	149.2	6:57.520
4	1:47.695	32.285	43.062	32.348	155.7	9:42.424	4	1:51.579	32.838	44.903	33.838	150.3	8:49.099
5	1:47.422	32.173	42.719	32.530	156.1	11:29.846	5	1:51.167	33.057	44.257	33.853	150.8	10:40.266
6	1:47.094	32.161	42.750	32.183	156.5	13:16.940	6	1:51.580	33.541	44.498	33.541	150.3	12:31.846
7	1:47.134	32.053	42.886	32.195	156.5	15:04.074	7	2:31.367 B	37.954	57.171	56.242	110.8	15:03.213
8	1:55.327 B	32.180	42.963	40.184	145.4	16:59.401	8	6:42.336 B	5:10.363	47.379	44.594	41.7	21:45.549
9	4:29.101	3:13.277	43.573	32.251	62.3	21:28.502	9	2:52.590 B	1:08.012	50.836	53.742	97.1	24:38.139
10	2:33.208 B	32.098	43.016	1:18.094	109.4	24:01.710	10	6:54.088	5:24.528	52.459	37.101	40.5	31:32.227
11	5:56.031	4:22.827	58.148	35.056	47.1	29:57.741	11	1:52.474	33.900	44.860	33.714	149.1	33:24.701
12	1:53.319	35.450	45.023	32.846	147.9	31:51.060	12	1:50.158	32.962	44.106	33.090	152.2	35:14.859
13	1:50.779	32.906	45.445	32.428	151.3	33:41.839	13	2:07.746 B	32.669	44.038	51.039	131.2	37:22.605
14	1:45.745	31.939	42.259	31.547	158.5	35:27.584							
15	2:11.097 B	31.644	47.867	51.586	127.9	37:38.681							
5	Mathys JAUBERT FRA TFT Racing Porsche 911 GT3 Cup						12	Ludovic LOEUL FRA Porsche Lorient Racing Porsche 911 GT3 Cup					
1	2:46.485	1:24.827	43.640	38.018	97.6	5:13.296	1	7:26.603	6:03.943	48.444	34.216	36.4	7:27.269
2	1:50.972	32.477	45.213	33.282	151.1	7:04.268	2	1:49.593	33.108	43.772	32.713	153.0	9:16.862
3	1:46.713	32.019	42.813	31.881	157.1	8:50.981	3	1:47.452	32.567	42.879	32.006	156.0	11:04.314
4	1:47.858	31.975	43.522	32.361	155.4	10:38.839	4	1:47.679	32.258	43.183	32.238	155.7	12:51.993
5	1:47.392	32.257	43.002	32.133	156.1	12:26.231	5	1:48.453	32.420	43.166	32.867	154.6	14:40.446
6	1:53.679 B	32.157	42.708	38.814	147.5	14:19.910	6	1:47.225	32.523	42.774	31.928	156.4	16:27.671
7	5:17.330	4:00.295	44.541	32.494	52.8	19:37.240	7	1:46.771	32.142	42.696	31.933	157.0	18:14.442
8	1:46.913	32.066	42.691	32.156	156.8	21:24.153	8	2:00.201 B	34.362	44.482	41.357	139.5	20:14.643
9	1:47.161	32.446	42.657	32.058	156.4	23:11.314	9	4:09.157	2:48.287	47.110	33.760	67.3	24:23.800
10	1:56.178 B	32.060	42.915	41.203	144.3	25:07.492	10	2:51.438	33.614	1:19.631	58.193	97.8	27:15.238
11	6:19.329	4:52.204	49.013	38.112	44.2	31:26.821	11	2:46.607	1:12.972	56.831	36.804	100.6	30:01.845
12	2:02.803	36.656	49.547	36.600	136.5	33:29.624	12	1:53.865	33.529	44.393	35.943	147.2	31:55.710
13	1:51.032	32.057	45.124	33.851	151.0	35:20.656	13	1:48.026	32.585	43.182	32.259	155.2	33:43.736
14	2:03.629 B	31.591	42.070	49.968	135.6	37:24.285	14	1:47.346	32.355	42.959	32.032	156.2	35:31.082
							15	2:10.592 B	32.320	44.873	53.399	128.4	37:41.674
7	Jérôme BOULLERY FRA Racing Technology Porsche 911 GT3 Cup						20	Mathieu CASALONGA FRA F4 Events Motorsport Porsche 911 GT3 Cup					
1	1:50.585 B	33.730	43.969	32.886	147.0	4:19.112	1	2:50.884	1:16.304	55.635	38.945	95.1	3:26.952
2	1:48.323	32.412	43.352	32.559	154.8	6:07.435	2	1:55.555	35.103	46.275	34.177	145.1	5:22.507
3	1:48.660	32.253	43.803	32.604	154.3	7:56.095	3	1:53.828	33.156	46.119	34.553	147.3	7:16.335
							4	1:54.911	33.603	45.268	36.040	145.9	9:11.246
							5	1:51.897	33.687	44.808	33.402	149.8	11:03.143
							6	1:52.232	33.054	45.398	33.780	149.4	12:55.375
							7	2:15.206 B	33.212	52.479	49.515	124.0	15:10.581
							8	5:52.929	4:31.955	45.388	35.586	47.5	21:03.510



Porsche Carrera Cup France 4 Hours of Barcelona Free Practice 2

Sector Analysis

— Invalidated Lap ■ Personal Best ■ Session Best B Crossing the pit lane

Lap	Time	Sector 1	Sector 2	Sector 3	Kph	Elapsed	Lap	Time	Sector 1	Sector 2	Sector 3	Kph	Elapsed
9	1:51.061	33.112	44.584	33.365	151.0	22:54.571	15	1:48.692	32.644	43.526	32.522	154.2	36:27.664
10	6:45.231 B	32.661	5:15.396	57.174	41.4	29:39.802	16	2:40.029 B	41.080	1:04.224	54.725	104.8	39:07.693
11	5:07.406	3:46.061	45.575	35.770	54.5	34:47.208							
12	2:06.700 B	33.324	45.257	48.119	132.3	36:53.908							

21 Marc CINI		AUS				
Martinet by Alméras		Porsche 911 GT3 Cup				
1	3:13.982	1:30.585	1:00.523	42.874	83.8	3:30.453
2	2:04.343	37.132	49.926	37.285	134.8	5:34.796
3	2:17.791 B	35.740	50.708	51.343	121.7	7:52.587
4	4:49.075	3:19.396	52.114	37.565	58.0	12:41.662
5	2:04.915	37.750	48.180	38.985	134.2	14:46.577
6	1:52.281	33.629	44.550	34.102	149.3	16:38.858
7	1:50.872	32.877	44.161	33.834	151.2	18:29.730
8	1:51.083	32.789	44.487	33.807	150.9	20:20.813
9	1:50.143	32.937	44.068	33.138	152.2	22:10.956
10	1:49.889	32.604	44.004	33.281	152.6	24:00.845
11	2:53.977 B	36.504	1:15.780	1:01.693	96.4	26:54.822
12	5:14.509	3:50.834	47.120	36.555	53.3	32:09.331
13	1:58.692	35.369	48.114	35.209	141.2	34:08.023
14	1:57.811	34.019	48.290	35.502	142.3	36:05.834
15	2:23.575 B	33.237	53.498	56.840	116.8	38:29.409

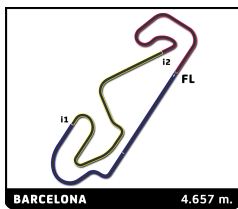
22 Alessandro GHIRETTI		FRA				
Martinet by Alméras		Porsche 911 GT3 Cup				
1	1:48.934 B	33.065	43.843	32.026	149.2	4:05.570
2	1:46.477	32.030	42.640	31.807	157.5	5:52.047
3	1:55.083	32.024	42.809	40.250	145.7	7:47.130
4	1:50.773	31.836	44.576	34.361	151.3	9:37.903
5	1:46.339	31.779	42.620	31.940	157.7	11:24.242
6	1:55.155 B	31.794	43.636	39.725	145.6	13:19.397
7	6:16.800	5:01.980	42.969	31.851	44.5	19:36.197
8	1:45.940	31.844	42.346	31.750	158.3	21:22.137
9	1:46.076	31.703	42.474	31.899	158.0	23:08.213
10	1:53.143	32.487	43.609	37.047	148.2	25:01.356
11	3:48.106 B	1:28.647	1:23.030	56.429	73.5	28:49.462
12	3:30.192	2:11.375	45.483	33.334	79.8	32:19.654
13	1:50.268	34.643	43.883	31.742	152.0	34:09.922
14	1:44.758	31.618	41.961	31.179	160.0	35:54.680
15	2:26.118 B	31.386	51.433	1:03.299	114.7	38:20.798

24 Alexandre LEROY		BEL				
TFT Racing		Porsche 911 GT3 Cup				
1	2:55.699 B	1:19.453	48.158	48.088	92.5	3:05.712
2	2:31.659	1:12.153	45.761	33.745	110.5	5:37.371
3	1:53.061	33.900	45.175	33.986	148.3	7:30.432
4	1:52.481	33.762	44.956	33.763	149.0	9:22.913
5	1:51.792	33.706	44.349	33.737	150.0	11:14.705
6	1:50.847	33.120	44.075	33.652	151.2	13:05.552
7	1:52.597	33.391	44.873	34.333	148.9	14:58.149
8	1:51.469	33.381	44.453	33.635	150.4	16:49.618
9	2:06.426 B	34.075	46.433	45.918	132.6	18:56.044
10	6:22.622	4:45.642	50.912	46.068	43.8	25:18.666
11	3:44.411	1:20.560	1:28.224	55.627	74.7	29:03.077
12	1:54.318	35.558	45.096	33.664	146.7	30:57.395
13	1:51.950	33.591	45.258	33.101	149.8	32:49.345
14	1:49.627	32.860	43.867	32.900	152.9	34:38.972

27 Marlon HERNANDEZ		FRA				
ABM		Porsche 911 GT3 Cup				
1	1:51.716 B	32.829	46.250	32.637	145.5	4:12.318
2	1:47.919	32.312	43.285	32.322	155.3	6:00.237
3	1:47.514	32.458	43.056	32.000	155.9	7:47.751
4	1:46.874	31.976	42.690	32.208	156.9	9:34.625
5	1:47.117	32.026	42.824	32.267	156.5	11:21.742
6	1:58.290 B	31.984	46.678	39.628	141.7	13:20.032
7	5:25.191	4:09.164	43.725	32.302	51.6	18:45.223
8	1:47.110	32.073	42.913	32.124	156.5	20:32.333
9	1:47.542	31.896	43.323	32.323	155.9	22:19.875
10	1:47.559	32.095	43.160	32.304	155.9	24:07.434
11	2:40.752 B	32.489	1:12.128	56.135	104.3	26:48.186
12	5:39.878	4:20.743	46.514	32.621	49.3	32:28.064
13	1:47.138	32.247	43.111	31.780	156.5	34:15.202
14	1:45.753	31.804	42.339	31.610	158.5	36:00.955
15	2:20.772 B	31.575	48.572	1:00.625	119.1	38:21.727

29 Louis ROUSSET		FRA				
Forestier Racing CLRT		Porsche 911 GT3 Cup				
1	3:14.374	1:57.691	44.023	32.660	83.6	5:44.822
2	1:50.740	32.386	43.348	35.006	151.4	7:35.562
3	1:47.424	31.938	42.721	32.765	156.1	9:22.986
4	1:46.827	32.076	42.681	32.070	156.9	11:09.813
5	1:53.820	32.046	42.939	38.835	147.3	13:03.633
6	1:46.989	31.786	43.071	32.132	156.7	14:50.622
7	1:46.333	31.741	42.616	31.976	157.7	16:36.955
8	1:50.957	31.826	42.872	36.259	151.1	18:27.912
9	1:46.386	31.822	42.411	32.153	157.6	20:14.298
10	1:55.049	32.482	46.089	36.478	145.7	22:09.347
11	1:54.645 B	31.903	44.479	38.263	146.2	24:03.992
12	8:07.777	6:48.908	45.621	33.248	34.4	32:11.769
13	1:47.446	32.511	42.997	31.938	156.0	33:59.215
14	1:44.814	31.442	42.003	31.369	160.0	35:44.029
15	2:29.050 B	31.391	52.908	1:04.751	112.5	38:13.079

38 Sébastien DUSSOLLIT		FRA				
ABM		Porsche 911 GT3 Cup				
1	1:51.152 B	33.733	44.457	32.962	146.2	4:36.574
2	1:48.703	32.519	43.608	32.576	154.2	6:25.277
3	1:48.346	32.442	43.397	32.507	154.7	8:13.623
4	1:48.215	32.271	43.428	32.516	154.9	10:01.838
5	1:48.080	32.371	43.212	32.497	155.1	11:49.918
6	1:48.407	32.414	43.423	32.570	154.7	13:38.325
7	1:54.833 B	32.299	43.152	39.382	146.0	15:33.158
8	6:30.986	5:13.313	44.591	33.082	42.9	22:04.144
9	1:47.974	32.249	43.282	32.443	155.3	23:52.118
10	2:29.235	32.394	1:00.170	56.671	112.3	26:21.353
11	3:07.479	1:13.804	1:19.284	34.391	89.4	29:28.832
12	1:50.276	33.106	44.213	32.957	152.0	31:19.108
13	1:50.746	32.661	43.519	34.566	151.4	33:09.854
14	1:48.715	32.596	43.502	32.617	154.2	34:58.569
15	1:56.187	32.149	44.087	39.951	144.3	36:54.756
16	2:24.121 B	44.075	53.380	46.666	116.3	39:18.877

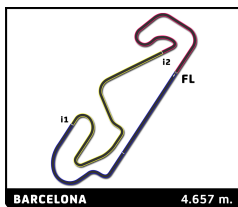


Porsche Carrera Cup France 4 Hours of Barcelona Free Practice 2

Sector Analysis

— Invalidated Lap ■ Personal Best ■ Session Best B Crossing the pit lane

Lap	Time	Sector 1	Sector 2	Sector 3	Kph	Elapsed	Lap	Time	Sector 1	Sector 2	Sector 3	Kph	Elapsed
49 Karim AJLANI CHE ABM Porsche 911 GT3 Cup							59 Maxence MAURICE FRA IMSA LS Group Performance Porsche 911 GT3 Cup						
1	3:01.309	1:27.246	56.457	37.606	89.6	3:22.424	1	1:51.932B	34.986	43.458	33.488	145.2	4:28.223
2	2:04.020	40.046	49.445	34.529	135.2	5:26.444	2	1:48.386	31.942	42.882	33.562	154.7	6:16.609
3	1:52.732	34.105	45.130	33.497	148.7	7:19.176	3	1:47.297	31.795	42.996	32.506	156.3	8:03.906
4	<u>1:50.636</u>	33.072	44.060	33.504	151.5	9:09.812	4	1:46.706	31.914	42.694	32.098	157.1	9:50.612
5	1:51.285	33.450	44.550	33.285	150.7	11:01.097	5	1:47.460	31.998	43.091	32.371	156.0	11:38.072
6	1:49.504	32.601	44.111	32.792	153.1	12:50.601	6	1:52.658B	32.194	42.824	37.640	148.8	13:30.730
7	1:50.897	32.405	44.953	33.539	151.2	14:41.498	7	3:39.576	2:24.119	43.324	32.133	76.4	17:10.306
8	1:49.736	32.652	44.143	32.941	152.8	16:31.234	8	<u>1:47.092</u>	32.083	42.746	32.263	156.5	18:57.398
9	1:50.706	32.822	44.204	33.680	151.4	18:21.940	9	1:47.328	32.044	43.097	32.187	156.2	20:44.726
10	1:49.909	32.938	43.945	33.026	152.5	20:11.849	10	1:46.933	31.871	42.892	32.170	156.8	22:31.659
11	1:59.291B	32.757	44.169	42.365	140.5	22:11.140	11	1:47.323	32.049	42.927	32.347	156.2	24:18.982
12	6:44.437	4:21.650	1:25.100	57.687	41.5	28:55.577	12	2:36.547B	32.071	1:05.783	58.693	107.1	26:55.529
13	1:58.808	38.524	45.797	34.487	141.1	30:54.385	13	4:26.519	3:05.615	44.349	36.555	62.9	31:22.048
14	1:52.012	33.361	45.227	33.424	149.7	32:46.397	14	1:49.222	32.193	43.270	33.759	153.5	33:11.270
15	<u>1:50.464</u>	32.998	44.175	33.291	151.8	34:36.861	15	<u>1:55.367</u>	39.074	44.048	32.245	145.3	35:06.637
16	1:53.093	32.536	45.977	34.580	148.2	36:29.954	16	1:57.974B	32.014	44.252	41.708	142.1	37:04.611
17	2:43.272B	39.899	1:05.266	58.107	102.7	39:13.226							
53 Arthur MATHIEU FRA Martinet by Alméras Porsche 911 GT3 Cup							66 Gilles COLOMBANI FRA Team Claret Sport Porsche 911 GT3 Cup						
1	1:52.569B	33.845	45.025	33.699	144.4	4:15.410	1	2:51.157	1:18.024	56.524	36.609	95.0	3:23.097
2	1:49.432	32.660	43.830	32.942	153.2	6:04.842	2	1:55.363	34.457	46.835	34.071	145.3	5:18.460
3	1:57.978B	33.947	45.439	38.592	142.1	8:02.820	3	1:50.768	33.142	44.289	33.337	151.4	7:09.228
4	3:36.527	2:19.413	44.420	32.694	77.4	11:39.347	4	1:49.029	32.689	43.437	32.903	153.8	8:58.257
5	1:47.387	32.022	43.104	32.261	156.1	13:26.734	5	1:50.907	32.407	44.733	33.767	151.2	10:49.164
6	1:47.237	31.985	43.032	32.220	156.3	15:13.971	6	<u>1:48.872</u>	32.353	43.647	32.872	154.0	12:38.036
7	1:47.234	32.059	42.942	32.233	156.3	17:01.205	7	1:49.181	32.509	43.605	33.067	153.6	14:27.217
8	1:56.465B	32.250	43.071	41.144	144.0	18:57.670	8	1:48.168	32.174	43.285	32.709	155.0	16:15.385
9	4:28.903	3:00.448	51.622	36.833	62.3	23:26.573	9	1:49.404	32.412	43.384	33.608	153.2	18:04.789
10	2:26.049	38.038	46.982	1:01.029	114.8	25:52.622	10	2:05.906B	32.782	46.248	46.876	133.2	20:10.695
11	3:27.790	1:16.457	1:31.105	40.228	80.7	29:20.412	11	4:51.591	3:22.807	48.287	40.497	57.5	25:02.286
12	1:52.515	32.504	42.868	37.143	149.0	31:12.927	12	3:51.965	1:28.897	1:25.060	58.008	72.3	28:54.251
13	1:46.197	31.741	42.678	31.778	157.9	32:59.124	13	1:59.661	38.198	47.067	34.396	140.1	30:53.912
14	1:46.879	31.636	42.550	32.693	156.9	34:46.003	14	1:51.138	33.133	44.641	33.364	150.9	32:45.050
15	2:01.962B	32.371	45.842	43.749	137.5	36:47.965	15	1:48.777	32.619	43.500	32.658	154.1	34:33.827
56 Frédéric ANCEL FRA Porsche Lorient Racing Porsche 911 GT3 Cup							73 Sébastien POISSON FRA ABM Porsche 911 GT3 Cup						
1	2:45.270	1:20.408	49.176	35.686	98.3	2:48.847	1	1:51.114B	33.948	43.809	33.357	146.3	4:35.305
2	1:53.059	33.983	45.114	33.962	148.3	4:41.906	2	1:48.169	32.381	43.277	32.511	155.0	6:23.474
3	1:50.272	32.883	44.276	33.113	152.0	6:32.178	3	1:47.841	31.991	43.144	32.706	155.5	8:11.315
4	1:49.471	32.487	44.114	32.870	153.1	8:21.649	4	1:48.075	32.321	43.111	32.643	155.1	9:59.390
5	1:48.397	32.444	43.289	32.664	154.7	10:10.046	5	1:47.931	32.186	43.085	32.660	155.3	11:47.321
6	1:48.243	32.405	43.376	32.462	154.9	11:58.289	6	1:48.318	31.971	43.460	32.887	154.8	13:35.639
7	<u>1:48.486</u>	32.538	43.423	32.525	154.5	13:46.775	7	1:48.236	32.152	43.585	32.499	154.9	15:23.875
8	2:01.933B	32.553	43.447	45.933	137.5	15:48.708	8	1:48.207	32.260	43.344	32.603	154.9	17:12.082
9	4:18.593	2:54.075	49.520	34.998	64.8	20:07.301	9	1:59.730B	32.435	43.283	44.012	140.0	19:11.812
10	2:05.458B	34.472	46.164	44.822	133.6	22:12.759	10	5:14.659	3:58.105	43.690	32.864	53.3	24:26.471
11	4:37.282	2:29.026	1:12.220	56.036	60.5	26:50.041	11	2:50.476	35.044	1:17.323	58.109	98.3	27:16.947
12	2:50.543	1:12.175	1:03.318	35.050	98.3	29:40.584	12	2:40.972	1:12.914	54.516	33.542	104.1	29:57.919
13	1:50.425	33.388	44.060	32.977	151.8	31:31.009	13	1:49.719	32.658	44.009	33.052	152.8	31:47.638
14	<u>1:47.887</u>	32.053	43.510	32.324	155.4	33:18.896	14	1:48.864	32.208	43.535	33.121	154.0	33:36.502
15	1:48.207	32.151	43.634	32.422	154.9	35:07.103	15	1:48.170	32.278	43.261	32.631	155.0	35:24.672
16	2:03.043B	32.026	44.175	46.842	136.3	37:10.146	16	2:07.124B	32.123	44.513	50.488	131.9	37:31.796

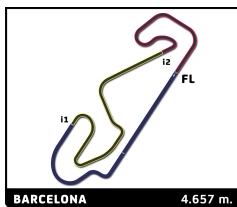


Porsche Carrera Cup France 4 Hours of Barcelona Free Practice 2

Sector Analysis

— Invalidated Lap ■ Personal Best ■ Session Best B Crossing the pit lane

Lap	Time	Sector 1	Sector 2	Sector 3	Kph	Elapsed	Lap	Time	Sector 1	Sector 2	Sector 3	Kph	Elapsed
74	Victor BLUGEON												
	ABM					Porsche 911 GT3 Cup							
1	2:49.885	1:22.768	52.399	34.718	95.7	3:15.045	1	2:44.168	1:21.086	47.657	35.425	99.0	2:57.052
2	1:50.260	33.072	44.177	33.011	152.1	5:05.305	2	1:54.584	34.297	45.722	34.565	146.3	4:51.636
3	1:47.619	32.389	43.030	32.200	155.8	6:52.924	3	1:54.750	34.175	46.275	34.300	146.1	6:46.386
4	1:46.719	31.920	42.706	32.093	157.1	8:39.643	4	1:52.039	33.681	44.540	33.818	149.6	8:38.425
5	1:48.341	32.876	43.346	32.119	154.7	10:27.984	5	1:54.071	33.985	46.140	33.946	147.0	10:32.496
6	1:47.582	32.531	42.991	32.060	155.8	12:15.566	6	1:53.433	34.467	45.241	33.725	147.8	12:25.929
7	1:55.270B	32.060	43.342	39.868	145.4	14:10.836	7	1:53.072	33.919	45.209	33.944	148.3	14:19.001
8	5:34.948	4:19.759	43.143	32.046	50.1	19:45.784	8	1:51.812	33.377	44.627	33.808	149.9	16:10.813
9	1:47.005	32.147	42.943	31.915	156.7	21:32.789	9	2:43.993B	33.630	44.654	1:25.709	102.2	18:54.806
10	1:47.182	31.951	43.011	32.220	156.4	23:19.971	10	5:09.991	3:46.618	48.864	34.509	54.1	24:04.797
11	2:05.675B	32.187	44.698	48.790	133.4	25:25.646	11	2:18.897	33.786	57.797	47.314	120.7	26:23.694
12	5:42.981	4:18.172	49.388	35.421	48.9	31:08.627	12	3:07.452	1:13.249	1:18.418	35.785	89.4	29:31.146
13	1:49.125	33.350	43.552	32.223	153.6	32:57.752	13	1:53.221	33.940	45.428	33.853	148.1	31:24.367
14	1:48.007	32.110	43.033	32.864	155.2	34:45.759	14	1:51.986	33.244	44.731	34.011	149.7	33:16.353
15	1:57.235B	32.328	44.320	40.587	143.0	36:42.994	15	1:51.971	33.378	44.269	34.324	149.7	35:08.324
							16	2:08.379B	32.871	44.342	51.166	130.6	37:16.703
76	Louis PERROT												
	IMSA LS Group Performance					Porsche 911 GT3 Cup							
1	1:52.818B	34.604	43.924	34.290	144.1	4:18.503	1	3:57.908	2:32.714	49.114	36.080	68.3	4:05.682
2	1:47.490	32.333	42.972	32.185	156.0	6:05.993	2	1:55.631	35.014	45.670	34.947	145.0	6:01.313
3	1:47.974	32.626	43.223	32.125	155.3	7:53.967	3	1:50.361	32.858	44.063	33.440	151.9	7:51.674
4	1:54.269B	32.311	42.897	39.061	146.7	9:48.236	4	1:48.902	32.399	43.707	32.796	153.9	9:40.576
5	4:16.745	2:58.928	44.440	33.377	65.3	14:04.981	5	1:54.263	32.030	43.836	38.397	146.7	11:34.839
6	1:47.469	32.051	43.271	32.147	156.0	15:52.450	6	1:55.873	33.119	43.906	38.848	144.7	13:30.712
7	1:47.058	32.063	42.870	32.125	156.6	17:39.508	7	2:11.967B	43.183	45.877	42.907	127.0	15:42.679
8	1:46.892	31.995	42.766	32.131	156.8	19:26.400	8	5:42.392	4:19.121	45.141	38.130	49.0	21:25.071
9	1:47.301	32.149	43.014	32.138	156.2	21:13.701	9	1:51.297	33.276	44.056	33.965	150.6	23:16.368
10	1:53.014B	31.958	43.130	37.926	148.3	23:06.715	10	2:05.319	32.492	46.698	46.129	133.8	25:21.687
11	7:48.677	6:29.358	45.711	33.608	35.8	30:55.392	11	3:44.655	1:23.096	1:26.067	55.492	74.6	29:06.342
12	1:48.609	33.629	43.086	31.894	154.4	32:44.001	12	1:51.712	33.996	44.353	33.363	150.1	30:58.054
13	1:45.354	31.775	42.073	31.506	159.1	34:29.355	13	1:50.677	33.004	44.096	33.577	151.5	32:48.731
14	1:45.236	31.790	42.098	31.348	159.3	36:14.591	14	1:49.128	32.657	43.496	32.975	153.6	34:37.859
15	2:16.246B	32.261	48.559	55.426	123.1	38:30.837	15	1:49.536	32.519	43.939	33.078	153.1	36:27.395
							16	2:35.365B	40.233	1:03.436	51.696	107.9	39:02.760
77	Jérémy SARHY												
	Racing Technology					Porsche 911 GT3 Cup							
1	1:49.734B	33.132	44.068	32.534	148.1	4:31.649	1	1:50.412B	33.228	44.064	33.120	147.2	5:40.422
2	1:47.276	32.176	42.848	32.252	156.3	6:18.925	2	1:50.113	32.548	44.089	33.476	152.3	7:30.535
3	1:46.785	31.779	42.951	32.055	157.0	8:05.710	3	1:47.550	32.276	43.039	32.235	155.9	9:18.085
4	1:47.164	31.919	42.807	32.438	156.4	9:52.874	4	1:47.417	32.142	42.988	32.287	156.1	11:05.502
5	1:53.112	34.695	46.365	32.052	148.2	11:45.986	5	1:48.769	32.114	43.820	32.835	154.1	12:54.271
6	1:46.684	31.853	42.779	32.052	157.1	13:32.670	6	1:56.536B	31.983	43.101	41.452	143.9	14:50.807
7	1:52.858B	31.983	42.758	38.117	148.6	15:25.528	7	3:51.769	2:33.025	45.265	33.479	72.3	18:42.576
8	5:22.690	3:56.996	50.930	34.764	52.0	20:48.218	8	1:47.282	32.092	43.008	32.182	156.3	20:29.858
9	1:47.491	32.559	43.038	31.894	156.0	22:35.709	9	1:47.141	31.961	43.092	32.088	156.5	22:16.999
10	1:45.661	31.407	42.538	31.716	158.7	24:21.370	10	1:59.209B	33.063	43.424	42.722	140.6	24:16.208
11	2:55.051B	32.363	1:22.163	1:00.525	95.8	27:16.421	11	7:00.892	5:42.895	45.334	32.663	39.8	31:17.100
12	4:46.405	3:18.127	49.724	38.554	58.5	32:02.826	12	1:51.448	32.597	43.494	35.357	150.4	33:08.548
13	1:45.838	31.601	42.592	31.645	158.4	33:48.664	13	1:46.150	31.838	42.660	31.652	157.9	34:54.698
14	1:45.573	31.552	42.507	31.514	158.8	35:34.237	14	2:06.003B	31.690	46.018	48.295	133.1	37:00.701
15	2:11.916B	31.498	44.548	55.870	127.1	37:46.153							
78	Dominique BASTIEN												
	Speed Lover					Porsche 911 GT3 Cup							
1	1:49.353B	32.887	43.692	32.774	148.6	4:26.436	1	1:49.353B	32.887	43.692	32.774	148.6	4:26.436
2	1:48.707	32.412	43.520	32.775	154.2	6:15.143	2	1:48.707	32.412	43.520	32.775	154.2	6:15.143
79	Johannes ZELGER												
	Tsunami RT					Porsche 911 GT3 Cup							
1	3:57.908	2:32.714	49.114	36.080	68.3	4:05.682	1	3:57.908	2:32.714	49.114	36.080	68.3	4:05.682
2	1:55.631	35.014	45.670	34.947	145.0	6:01.313	2	1:55.631	35.014	45.670	34.947	145.0	6:01.313
3	1:50.361	32.858	44.063	33.440	151.9	7:51.674	3	1:50.361	32.858	44.063	33.440	151.9	7:51.674
4	1:48.902	32.399	43.707	32.796	153.9	9:40.576	4	1:48.902	32.399	43.707	32.796	153.9	9:40.576
5	1:54.263	32.030	43.836	38.397	146.7	11:34.839	5	1:54.263	32.030	43.836	38.397	146.7	11:34.839
6	1:55.873	33.119	43.906	38.848	144.7	13:30.712	6	1:55.873	33.119	43.906	38.848	144.7	13:30.712
7	2:11.967B	43.183	45.877	42.907	127.0	15:42.679	7	2:11.967B	43.183	45.877	42.907	127.0	15:42.679
8	5:42.392	4:19.121	45.141	38.130	49.0	21:25.071	8	5:42.392	4:19.121	45.141	38.130	49.0	21:25.071
9	1:51.297	33.276	44.056	33.965	150.6	23:16.368	9	1:51.297	33.276	44.056	33.965	150.6	23:16.368
10	2:05.319	32.492	46.698	46.129	133.8	25:21.687	10	2:05.319	32.492	46.698	46.129	133.8	25:21.687
11	3:44.655	1:23.096	1:26.067	55.492	74.6	29:06.342	11	3:44.655	1:23.096	1:26.067	55.492	74.6	29:06.342
12	1:51.712	33.996	44.353	33.363	150.1	30:58.054	12	1:51.712	33.996	44.353	33.363	150.1	30:58.054
13	1:50.677	33.004	44.096	33.577	151.5	32:48.731	13	1:50.677	33.004	44.096	33.577	151.5	32:48.731
14	1:49.128	32.657	43.496	32.975	153.6	34:37.859	14	1:49.128	32.657	43.496	32.975	153.6	34:37.859
15	1:49.536	32.519	43.939	33.078	153.1	36:27.395	15	1:49.536	32.519	43.939	33.078	153.1	36:27.395
16	2:35.365B	40.233	1:03.436	51.696	107.9	39:02.760	16	2:35.365B	40.233	1:03.436	51.696	107.9	39:02.760
89	Bashar MARDINI												
	Tsunami RT					Porsche 911 GT3 Cup							
1	1:50.412B	33.228	44.064	33.120	147.2	5:40.422	1	1:50.412B	33.228	44.064	33.120	147.2	5:40.422
2	1:50.113	32.548	44.089	33.476	152.3	7:30.535	2	1:50.113	32.548	44.089	33.476	152.3	7:30.535
3	1:47.550	32.276	43.039	32.235	155.9	9:18.085	3	1:47.550	32.276	43.039	32.235	155.9	9:18.085
4	1:47.417	32.142	42.988	32.287	156.1	11:05.502							



Porsche Carrera Cup France 4 Hours of Barcelona Free Practice 2

Sector Analysis

— Invalidated Lap ■ Personal Best ■ Session Best B Crossing the pit lane

Lap	Time	Sector 1	Sector 2	Sector 3	Kph	Elapsed	Lap	Time	Sector 1	Sector 2	Sector 3	Kph	Elapsed
3	1:49.474	32.518	43.541	33.415	153.1	8:04.617	7	1:47.564	32.201	43.078	32.285	155.9	17:16.186
4	1:47.898	32.359	43.077	32.462	155.4	9:52.515	8	1:47.543	32.245	42.926	32.372	155.9	19:03.729
5	1:47.678	32.178	43.149	32.351	155.7	11:40.193	9	1:47.391	32.141	43.017	32.233	156.1	20:51.120
6	1:54.535 B	32.264	43.269	39.002	146.4	13:34.728	10	2:03.296 B	35.398	45.588	42.310	136.0	22:54.416
7	5:38.864	4:22.315	43.818	32.731	49.5	19:13.592	11	8:14.821	6:55.074	45.077	34.670	33.9	31:09.237
8	1:48.265	32.421	43.177	32.667	154.9	21:01.857	12	1:57.601	34.315	47.352	35.934	142.6	33:06.838
9	1:47.538	32.215	43.053	32.270	155.9	22:49.395	13	<u>1:47.006</u>	32.313	42.878	31.815	156.7	34:53.844
10	1:47.677	32.340	43.076	32.261	155.7	24:37.072	14	2:03.703 B	31.705	44.795	47.203	135.5	36:57.547
11	2:47.521 B	36.242	1:07.701	1:03.578	100.1	27:24.593							
12	3:53.251	2:35.612	44.875	32.764	71.9	31:17.844							
13	1:51.540	32.688	43.444	35.408	150.3	33:09.384							
14	1:48.417	32.453	43.532	32.432	154.6	34:57.801							
15	2:04.614 B	32.269	44.162	48.183	134.5	37:02.415							

98 Dorian BOCCOLACCI		FRA				
Forestier Racing CLRT		Porsche 911 GT3 Cup				
1	2:53.686	1:37.642	43.749	32.295	93.6	5:16.201
2	1:52.029	31.878	42.713	37.438	149.7	7:08.230
3	1:46.163	31.807	42.495	31.861	157.9	8:54.393
4	1:46.165	31.645	42.359	32.161	157.9	10:40.558
5	1:48.850	32.163	43.965	32.722	154.0	12:29.408
6	1:46.232	31.809	42.744	31.679	157.8	14:15.640
7	1:45.672	31.632	42.364	31.676	158.7	16:01.312
8	1:45.845	31.740	42.273	31.832	158.4	17:47.157
9	1:46.110	31.756	42.640	31.714	158.0	19:33.267
10	1:46.695	31.682	42.596	32.417	157.1	21:19.962
11	1:59.007 B	34.469	43.033	41.505	140.9	23:18.969
12	8:52.229	7:33.238	45.800	33.191	31.5	32:11.198
13	1:47.144	32.610	42.869	31.665	156.5	33:58.342
14	1:44.297	31.362	41.779	31.156	160.7	35:42.639
15	2:29.189 B	31.242	53.664	1:04.283	112.4	38:11.828

99 Benjamin PAQUE		BEL				
Forestier Racing CLRT		Porsche 911 GT3 Cup				
1	3:43.266	2:26.909	43.879	32.478	72.8	6:11.164
2	1:47.247	32.096	43.048	32.103	156.3	7:58.411
3	1:46.802	32.003	42.766	32.033	157.0	9:45.213
4	1:47.140	31.902	42.756	32.482	156.5	11:32.353
5	1:46.477	31.875	42.726	31.876	157.5	13:18.830
6	1:46.554	31.916	42.703	31.935	157.3	15:05.384
7	<u>1:46.928</u>	32.097	42.778	32.053	156.8	16:52.312
8	1:48.608	32.092	44.388	32.128	154.4	18:40.920
9	1:46.215	31.845	42.540	31.830	157.8	20:27.135
10	1:58.215 B	31.780	42.896	43.539	141.8	22:25.350
11	9:47.089	8:28.497	45.225	33.367	28.6	32:12.439
12	1:47.447	32.310	43.404	31.733	156.0	33:59.886
13	1:44.668	31.415	41.907	31.346	160.2	35:44.554
14	2:29.471 B	31.267	53.144	1:05.060	112.2	38:14.025

911 Christophe LAPIERRE		FRA				
Martinet by Alméras		Porsche 911 GT3 Cup				
1	2:01.547 B	37.950	47.373	36.224	133.7	4:42.986
2	2:02.384 B	36.290	43.996	42.098	137.0	6:45.370
3	3:20.010	2:02.425	44.541	33.044	83.8	10:05.380
4	<u>1:48.141</u>	32.356	43.186	32.599	155.0	11:53.521
5	1:47.643	32.214	42.960	32.469	155.7	13:41.164
6	1:47.458	32.260	42.967	32.231	156.0	15:28.622