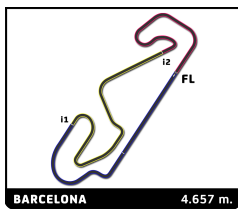


### Porsche Carrera Cup France 4 Hours of Barcelona Qualifying Practice

#### Sector Analysis

— Invalidated Lap    ■ Personal Best    ■ Session Best    B Crossing the pit lane

Lap	Time	Sector 1	Sector 2	Sector 3	Kph	Elapsed	Lap	Time	Sector 1	Sector 2	Sector 3	Kph	Elapsed
<b>1</b>	<b>Marvin KLEIN</b> FRA TFT Racing Porsche 911 GT3 Cup						4	1:57.483	37.550	45.620	34.313	142.7	8:45.544
1	2:25.169	1:01.240	49.724	34.205	111.9	2:25.169	5	2:05.637	34.542	57.538	33.557	133.4	10:51.181
2	1:55.180	36.044	46.580	32.556	145.6	4:20.349	6	1:46.615	31.958	42.706	31.951	157.2	12:37.796
3	2:16.226	34.378	47.153	54.695	123.1	6:36.575	7	1:46.384	31.732	42.726	31.926	157.6	14:24.180
4	2:06.780	46.542	45.687	34.551	132.2	8:43.355	8	1:59.109B	31.841	43.074	44.194	140.8	16:23.289
5	2:05.771	32.987	59.305	33.479	133.3	10:49.126	9	3:34.696	2:16.593	45.159	32.944	78.1	19:57.985
6	1:44.851	31.511	42.133	31.207	159.9	12:33.977	10	1:53.400	32.731	47.406	33.263	147.8	21:51.385
7	1:44.908	31.394	41.991	31.523	159.8	14:18.885	11	1:46.046	31.918	42.655	<b>31.473</b>	158.1	23:37.431
8	1:59.631B	31.974	46.727	40.930	140.1	16:18.516	12	1:45.684	<b>31.576</b>	42.386	31.722	158.6	25:23.115
9	5:05.921	3:46.168	45.955	33.798	54.8	21:24.437	13	<b>1:45.537</b>	31.620	42.256	31.661	158.9	27:08.652
10	1:53.438	34.253	45.027	34.158	147.8	23:17.875	14	1:45.790	31.734	<b>42.190</b>	31.866	158.5	28:54.442
11	1:49.716	33.261	44.046	32.409	152.8	25:07.591	15	2:13.647B	32.231	46.492	54.924	125.4	31:08.089
12	<b>1:43.768</b>	31.210	<b>41.599</b>	<b>30.959</b>	161.6	26:51.359							
13	1:46.233	<b>31.173</b>	42.189	32.871	157.8	28:37.592							
14	2:04.878B	32.199	50.121	42.558	134.3	30:42.470							
<b>2</b>	<b>Marc GUILLOT</b> FRA HERRERO Racing Porsche 911 GT3 Cup						<b>8</b>	<b>Christian JAQUILLARD</b> CHE Racing Technology Porsche 911 GT3 Cup					
1	2:28.069	1:00.977	52.208	34.884	109.8	2:28.069	1	3:27.475	1:54.088	56.381	37.006	78.3	3:27.475
2	1:58.227	36.883	48.010	33.334	141.8	4:26.296	2	1:56.844	37.028	46.198	33.618	143.5	5:24.319
3	2:13.176	32.276	47.130	53.770	125.9	6:39.472	3	2:14.562	32.902	1:08.229	33.431	124.6	7:38.881
4	2:07.749	44.932	46.894	35.923	131.2	8:47.221	4	1:57.029	32.657	43.804	40.568	143.3	9:35.910
5	2:05.533	39.580	52.958	32.995	133.6	10:52.754	5	2:06.858	50.216	43.972	32.670	132.2	11:42.768
6	<b>1:46.329</b>	31.763	42.573	31.993	157.7	12:39.083	6	1:49.236	32.484	43.752	33.000	153.5	13:32.004
7	<b>1:46.317</b>	31.909	42.441	31.967	157.7	14:25.400	7	<b>1:48.840</b>	32.564	43.562	32.714	154.0	15:20.844
8	1:59.150B	33.088	44.254	41.808	140.7	16:24.550	8	1:49.159	32.636	43.560	32.963	153.6	17:10.003
9	3:58.949	2:39.663	45.882	33.404	70.2	20:23.499	9	1:49.142	32.484	43.757	32.901	153.6	18:59.145
10	1:51.554	33.113	44.752	33.689	150.3	22:15.053	10	2:17.826B	39.159	54.908	43.759	121.6	21:16.971
11	<b>1:45.414</b>	<b>31.752</b>	<b>44.231</b>	<b>31.431</b>	159.0	24:00.467	11	3:26.840	2:01.248	50.722	34.870	81.1	24:43.811
12	1:46.309	31.924	42.381	32.004	157.7	25:46.776	12	1:53.814	34.909	45.518	33.387	147.3	26:37.625
13	1:47.380	31.927	43.228	32.225	156.1	27:34.156	13	1:49.066	32.547	43.880	32.639	153.7	28:26.691
14	1:45.832	31.795	42.372	31.665	158.4	29:19.988	14	<b>1:47.486</b>	<b>32.128</b>	<b>43.120</b>	<b>32.238</b>	156.0	30:14.177
15	2:21.243B	37.995	51.127	52.121	118.7	31:41.231							
<b>5</b>	<b>Mathys JAUBERT</b> FRA TFT Racing Porsche 911 GT3 Cup						<b>12</b>	<b>Ludovic LOEUL</b> FRA Porsche Lorient Racing Porsche 911 GT3 Cup					
1	2:38.037	1:15.628	47.893	34.516	102.8	2:38.037	1	2:49.731	1:22.635	50.321	36.775	95.7	2:49.731
2	1:54.862	34.072	46.002	34.788	146.0	4:32.899	2	1:56.284	33.796	44.740	37.748	144.2	4:46.015
3	2:13.242	33.165	45.708	54.369	125.8	6:46.141	3	2:13.354	32.196	45.256	55.902	125.7	6:59.369
4	2:05.857	44.097	45.629	36.131	133.2	8:51.998	4	1:59.734	33.757	46.146	39.831	140.0	8:59.103
5	2:06.783	40.331	53.281	33.171	132.2	10:58.781	5	2:06.052	43.819	49.013	33.220	133.0	11:05.155
6	1:45.227	31.696	42.132	31.399	159.3	12:44.008	6	2:22.328	32.384	1:14.899	35.045	117.8	13:27.483
7	1:52.573B	31.564	42.212	38.797	148.9	14:36.581	7	1:47.303	32.377	42.827	32.099	156.2	15:14.786
8	6:50.833	5:30.399	45.781	34.653	40.8	21:27.414	8	<b>1:46.644</b>	32.128	42.592	31.924	157.2	17:01.430
9	1:52.561	34.367	45.378	32.816	148.9	23:19.975	9	1:47.247	32.189	43.109	31.949	156.3	18:48.677
10	1:49.575	33.043	44.447	32.085	153.0	25:09.550	10	1:58.989B	33.355	43.937	41.697	140.9	20:47.666
11	<b>1:44.342</b>	31.455	<b>41.815</b>	<b>31.072</b>	160.7	26:53.892	11	4:01.268	2:38.253	48.381	34.634	69.5	24:48.934
12	1:47.217	<b>31.299</b>	42.191	33.727	156.4	28:41.109	12	1:47.318	32.396	43.012	<b>31.910</b>	156.2	26:36.252
13	2:04.615B	<b>31.891</b>	47.707	45.017	134.5	30:45.724	13	1:47.154	<b>31.916</b>	42.807	32.431	156.5	28:23.406
							14	<b>1:46.442</b>	31.961	<b>42.491</b>	31.990	157.5	30:09.848
<b>7</b>	<b>Jérôme BOULLERY</b> FRA Racing Technology Porsche 911 GT3 Cup						<b>20</b>	<b>Mathieu CASALONGA</b> FRA F4 Events Motorsport Porsche 911 GT3 Cup					
1	2:41.158	1:12.622	52.934	35.602	100.8	2:41.158	1	3:38.218	1:56.591	1:01.316	40.311	74.5	3:38.218
2	1:53.444	36.184	44.395	32.865	147.8	4:34.602	2	<b>3:46.246</b>	34.372	2:35.995	35.879	74.1	7:24.464
3	2:13.459	32.373	45.246	55.840	125.6	6:48.061	3	1:51.577	33.622	44.802	33.153	150.3	9:16.041
							4	2:06.226	46.707	45.714	33.805	132.8	11:22.267
							5	2:18.226B	33.610	49.184	55.432	121.3	13:40.493
							6	5:20.617	3:57.167	48.683	34.767	52.3	19:01.110
							7	1:53.859	34.425	45.312	34.122	147.2	20:54.969
							8	1:51.995	33.063	44.136	34.796	149.7	22:46.964



### Porsche Carrera Cup France 4 Hours of Barcelona Qualifying Practice

#### Sector Analysis

— Invalidated Lap    ■ Personal Best    ■ Session Best    B Crossing the pit lane

Lap	Time	Sector 1	Sector 2	Sector 3	Kph	Elapsed	Lap	Time	Sector 1	Sector 2	Sector 3	Kph	Elapsed
9	<b>1:49.305</b>	32.565	<b>43.896</b>	<b>32.844</b>	153.4	24:36.269	2	1:57.938	36.083	48.415	33.440	142.2	4:24.961
10	1:52.231	<b>32.541</b>	46.434	33.256	149.4	26:28.500	3	2:13.808	31.678	45.684	56.446	125.3	6:38.769
11	2:13.856	32.614	1:05.640	35.602	125.2	28:42.356	4	2:06.056	44.864	46.709	34.483	133.0	8:44.825
12	<u>1:49.996</u>	32.813	44.022	33.161	152.4	30:32.352	5	2:05.612	34.126	57.731	33.755	133.5	10:50.437

21 Marc CINI <span style="float:right">AUS</span>						
Martinet by Alméras <span style="float:right">Porsche 911 GT3 Cup</span>						
1	3:38.660	1:53.223	1:03.408	42.029	74.3	3:38.660
2	2:02.160	37.110	46.386	38.664	137.2	5:40.820
3	2:09.772	33.189	1:00.316	36.267	129.2	7:50.592
4	3:21.724	1:47.169	58.687	35.868	83.1	11:12.316
5	1:50.655	32.935	<b>44.212</b>	33.508	151.5	13:02.971
6	1:55.971	36.873	45.140	33.958	144.6	14:58.942
7	<b>1:50.356</b>	<b>32.906</b>	44.301	<b>33.149</b>	151.9	16:49.298
8	2:09.625 <b>B</b>	35.518	47.099	47.008	129.3	18:58.923
9	5:28.854	3:59.064	51.222	38.568	51.0	24:27.777
10	2:04.332	40.047	49.790	34.495	134.8	26:32.109
11	1:59.253	36.428	48.434	34.391	140.6	28:31.362
12	2:09.444 <b>B</b>	33.681	47.051	48.712	129.5	30:40.806

22 Alessandro GHIRETTI <span style="float:right">FRA</span>						
Martinet by Alméras <span style="float:right">Porsche 911 GT3 Cup</span>						
1	2:22.764	56.860	51.565	34.339	113.8	2:22.764
2	1:50.382	35.106	42.968	32.308	151.9	4:13.146
3	2:08.112	31.305	45.537	51.270	130.9	6:21.258
4	2:10.788	54.324	44.785	31.679	128.2	8:32.046
5	2:07.939	32.676	1:02.607	32.656	131.0	10:39.985
6	1:45.226	31.694	41.903	31.629	159.3	12:25.211
7	1:45.539	31.751	42.174	31.614	158.9	14:10.750
8	2:04.668 <b>B</b>	33.433	48.613	42.622	134.5	16:15.418
9	5:06.468	3:47.044	45.700	33.724	54.7	21:21.886
10	1:49.793	34.803	43.416	31.574	152.7	23:11.679
11	<b>1:43.835</b>	31.339	<b>41.479</b>	<b>31.017</b>	161.5	24:55.514
12	1:44.026	<b>31.150</b>	41.681	31.195	161.2	26:39.540
13	1:59.835	<b>37.207</b>	46.801	35.827	139.9	28:39.375
14	2:32.902 <b>B</b>	36.009	58.267	58.626	109.6	31:12.277

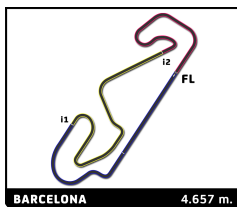
24 Alexandre LEROY <span style="float:right">BEL</span>						
TFT Racing <span style="float:right">Porsche 911 GT3 Cup</span>						
1	3:20.605	1:48.575	55.580	36.450	81.0	3:20.605
2	1:55.921	37.715	45.015	33.191	144.6	5:16.526
3	2:26.069	33.031	1:18.504	34.534	114.8	7:42.595
4	2:04.901	32.800	44.066	48.035	134.2	9:47.496
5	1:58.707	41.603	44.194	32.910	141.2	11:46.203
6	1:50.908	32.997	43.700	34.211	151.2	13:37.111
7	1:58.691 <b>B</b>	33.075	43.636	41.980	141.3	15:35.802
8	4:25.370	3:06.398	45.954	33.018	63.2	20:01.172
9	1:49.747	33.167	43.890	32.690	152.8	21:50.919
10	<u>1:48.899</u>	32.685	43.726	32.488	154.0	23:39.818
11	<u>1:48.378</u>	32.836	<b>43.168</b>	32.374	154.7	25:28.196
12	1:48.753	<b>32.398</b>	43.688	32.667	154.2	27:16.949
13	<b>1:48.216</b>	32.439	43.551	<b>32.226</b>	154.9	29:05.165
14	1:50.342	32.802	43.976	33.564	151.9	30:55.507

27 Marlon HERNANDEZ <span style="float:right">FRA</span>						
ABM <span style="float:right">Porsche 911 GT3 Cup</span>						
1	2:27.023	1:00.506	51.307	35.210	110.5	2:27.023

29 Louis ROUSSET <span style="float:right">FRA</span>						
Forestier Racing CLRT <span style="float:right">Porsche 911 GT3 Cup</span>						
1	2:25.667	58.422	52.667	34.578	111.6	2:25.667
2	1:55.779	35.916	46.958	32.905	144.8	4:21.446
3	2:06.222	31.804	44.448	49.970	132.8	6:27.668
4	<u>2:12.093</u>	52.503	46.397	33.193	126.9	8:39.761
5	<u>2:07.249</u>	31.469	1:03.103	32.677	131.8	10:47.010
6	1:45.837	31.670	42.537	31.630	158.4	12:32.847
7	1:45.679	31.656	42.121	31.902	158.6	14:18.526
8	1:58.969 <b>B</b>	32.023	45.629	41.317	140.9	16:17.495
9	4:40.309	3:24.761	43.808	31.740	59.8	20:57.804
10	1:47.836	32.100	42.280	33.456	155.5	22:45.640
11	1:49.935	31.614	42.054	36.267	152.5	24:35.575
12	1:45.175	31.499	42.104	31.572	159.4	26:20.750
13	<b>1:45.107</b>	<b>31.423</b>	<b>41.947</b>	31.737	159.5	28:05.857
14	1:45.318	31.589	42.185	<b>31.544</b>	159.2	29:51.175
15	2:14.623 <b>B</b>	35.880	51.740	47.003	124.5	32:05.798

38 Sébastien DUSSOLLIE <span style="float:right">FRA</span>						
ABM <span style="float:right">Porsche 911 GT3 Cup</span>						
1	2:57.274	1:29.213	51.804	36.257	91.7	2:57.274
2	1:55.767	37.112	45.207	33.448	144.8	4:53.041
3	2:13.100	32.024	51.010	50.066	126.0	7:06.141
4	2:02.514	32.129	43.438	46.947	136.8	9:08.655
5	2:08.713	51.132	44.402	33.179	130.3	11:17.368
6	1:47.153	31.965	43.156	32.032	156.5	13:04.521
7	1:46.842	31.848	43.064	31.930	156.9	14:51.363
8	1:46.806	31.764	42.862	32.180	157.0	16:38.169
9	1:58.250 <b>B</b>	32.627	45.140	40.483	141.8	18:36.419
10	3:26.377	2:06.126	47.047	33.204	81.2	22:02.796
11	1:49.347	33.355	43.723	32.269	153.3	23:52.143
12	1:48.548	31.849	44.007	32.692	154.4	25:40.691
13	1:46.129	31.811	42.610	<b>31.708</b>	158.0	27:26.820
14	<b>1:46.076</b>	31.742	<b>42.592</b>	31.742	158.0	29:12.896
15	2:06.098 <b>B</b>	<b>31.726</b>	45.191	49.181	133.0	31:18.994

49 Karim AJLANI <span style="float:right">CHE</span>						
ABM <span style="float:right">Porsche 911 GT3 Cup</span>						
1	3:24.027	1:50.439	56.480	37.108	79.7	3:24.027
2	2:03.982	38.814	47.543	37.625	135.2	5:28.009
3	2:15.935	33.429	1:08.391	34.115	123.3	7:43.944
4	2:06.871	32.843	44.875	49.153	132.1	9:50.815



### Porsche Carrera Cup France 4 Hours of Barcelona Qualifying Practice

#### Sector Analysis

— Invalidated Lap    ■ Personal Best    ■ Session Best    B Crossing the pit lane

Lap	Time	Sector 1	Sector 2	Sector 3	Kph	Elapsed	Lap	Time	Sector 1	Sector 2	Sector 3	Kph	Elapsed
5	1:55.030	37.664	44.199	33.167	145.7	11:45.845	11	1:46.418	31.615	42.723	32.080	157.5	27:16.154
6	1:49.553	32.586	44.048	32.919	153.0	13:35.398	12	1:46.246	<b>31.560</b>	42.651	32.035	157.8	29:02.400
7	1:57.765B	32.613	44.200	40.952	142.4	15:33.163	13	2:13.016B	33.378	45.578	54.060	126.0	31:15.416
8	3:25.819	1:59.714	50.078	36.027	81.5	18:58.982							
9	2:03.069	40.556	47.707	34.806	136.2	21:02.051							
10	1:53.058	33.216	46.617	33.225	148.3	22:55.109							
11	1:49.764	<b>32.500</b>	44.247	33.017	152.7	24:44.873							
12	1:49.396	32.926	43.709	32.761	153.3	26:34.269							
13	<b>1:48.874</b>	32.536	<b>43.608</b>	<b>32.730</b>	154.0	28:23.143							
14	1:53.961	33.528	46.835	33.598	147.1	30:17.104							

53 Arthur MATHIEU FRA						
Martinet by Alméras			Porsche 911 GT3 Cup			
1	2:39.560	1:06.849	57.527	35.184	101.9	2:39.560
2	1:56.686	36.858	45.532	34.296	143.7	4:36.246
3	2:16.598	31.961	44.382	1:00.255	122.7	6:52.844
4	2:13.468	43.494	50.980	38.994	125.6	9:06.312
5	2:08.005	50.797	43.615	33.593	131.0	11:14.317
6	1:48.961	32.891	43.742	32.328	153.9	13:03.278
7	1:46.546	31.915	42.731	31.900	157.4	14:49.824
8	1:52.021B	32.009	42.556	37.456	149.7	16:41.845
9	5:40.440	4:18.816	46.375	35.249	49.2	22:22.285
10	1:53.859	38.222	43.881	31.756	147.2	24:16.144
11	1:45.715	31.652	42.491	31.572	158.6	26:01.859
12	<b>1:45.433</b>	<b>31.523</b>	<b>42.356</b>	<b>31.554</b>	159.0	27:47.292
13	1:46.668	31.770	42.651	32.247	157.2	29:33.960
14	1:55.301B	33.702	43.639	37.960	145.4	31:29.261

56 Frédéric ANCEL FRA						
Porsche Lorient Racing			Porsche 911 GT3 Cup			
1	3:37.575	1:51.524	1:04.190	41.861	74.7	3:37.575
2	2:24.532	50.058	59.389	35.085	116.0	6:02.107
3	2:14.439	56.987	44.835	32.617	124.7	8:16.546
4	2:03.458	32.545	56.913	34.000	135.8	10:20.004
5	1:47.413	32.281	42.755	32.377	156.1	12:07.417
6	1:47.058	31.922	43.077	32.059	156.6	13:54.475
7	1:55.547B	31.978	42.952	40.617	145.1	15:50.022
8	4:46.462	3:13.442	54.961	38.059	58.5	20:36.484
9	1:55.341	39.046	43.863	32.432	145.4	22:31.825
10	1:46.997	31.807	43.087	32.103	156.7	24:18.822
11	1:47.058	32.224	42.887	<b>31.947</b>	156.6	26:05.880
12	<b>1:46.231</b>	<b>31.658</b>	<b>42.520</b>	32.053	157.8	27:52.111
13	<b>1:46.577</b>	31.761	42.724	32.092	157.3	29:38.688
14	2:17.812B	32.953	52.906	51.953	121.7	31:56.500

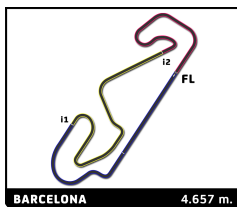
59 Maxence MAURICE FRA						
IMSA LS Group Performance			Porsche 911 GT3 Cup			
1	2:44.221	1:16.217	53.269	34.735	99.0	2:44.221
2	1:54.257	35.663	44.629	33.965	146.7	4:38.478
3	2:17.091	31.706	46.912	58.473	122.3	6:55.569
4	2:05.347	39.643	46.464	39.240	133.8	9:00.916
5	2:09.891B	43.361	47.684	38.846	129.1	11:10.807
6	7:07.663	5:44.679	48.224	34.760	39.2	18:18.470
7	1:52.142	34.868	43.450	33.824	149.5	20:10.612
8	1:46.243	32.094	<b>42.403</b>	<b>31.746</b>	157.8	21:56.855
9	1:46.753	32.176	42.540	32.037	157.0	23:43.608
10	<b>1:46.128</b>	31.644	42.550	31.934	158.0	25:29.736

66 Gilles COLOMBANI FRA						
Team Claiert Sport			Porsche 911 GT3 Cup			
1	2:59.502	1:31.625	50.748	37.129	90.5	2:59.502
2	2:16.896B	38.206	48.323	50.367	122.5	5:16.398
3	4:38.700	2:56.302	50.537	51.861	60.2	9:55.098
4	2:02.253	41.945	46.202	34.106	137.1	11:57.351
5	1:52.115	34.005	44.632	33.478	149.5	13:49.466
6	1:51.469	32.971	45.379	33.119	150.4	15:40.935
7	1:49.075	32.711	43.706	32.658	153.7	17:30.010
8	<b>1:47.381</b>	32.149	<b>43.042</b>	<b>32.190</b>	156.1	19:17.391
9	1:47.816	<b>32.019</b>	43.244	32.553	155.5	21:05.207
10	1:58.203B	32.486	43.435	42.282	141.8	23:03.410
11	<b>3:20.231</b>	2:03.096	44.334	32.801	83.7	26:23.641
12	<b>1:47.950</b>	32.076	43.321	32.553	155.3	28:11.591
13	<b>2:01.600B</b>	32.353	43.437	45.810	137.9	30:13.191

73 Sébastien POISSON FRA						
ABM			Porsche 911 GT3 Cup			
1	2:56.265	1:26.245	53.377	36.643	92.2	2:56.265
2	1:53.448	36.149	44.845	32.454	147.8	4:49.713
3	2:13.717	32.125	44.527	57.065	125.4	7:03.430
4	1:59.885	32.608	46.951	40.326	139.8	9:03.315
5	2:04.957	46.769	45.646	32.542	134.2	11:08.272
6	1:47.425	32.038	42.846	32.541	156.1	12:55.697
7	2:00.193B	32.114	42.847	45.232	139.5	14:55.890
8	5:28.942	4:06.401	48.408	34.133	51.0	20:24.832
9	1:51.813	34.558	44.337	32.918	149.9	22:16.645
10	1:47.208	31.977	42.983	32.248	156.4	24:03.853
11	1:46.713	<b>31.677</b>	42.912	<b>32.124</b>	157.1	25:50.566
12	<b>1:46.672</b>	31.750	<b>42.668</b>	32.254	157.2	27:37.238
13	2:05.219B	32.039	48.065	45.115	133.9	29:42.457

74 Victor BLUGEON FRA						
ABM			Porsche 911 GT3 Cup			
1	2:46.268	1:21.832	49.209	35.227	97.7	2:46.268
2	<b>1:55.752</b>	34.462	44.660	36.630	144.8	4:42.020
3	2:15.171	32.345	48.212	54.614	124.0	6:57.191
4	<b>1:55.730</b>	34.542	46.206	34.982	144.9	8:52.921
5	<b>2:07.325</b>	40.527	53.768	33.030	131.7	11:00.246
6	1:47.669	32.469	43.064	32.136	155.7	12:47.915
7	1:46.513	31.924	42.617	31.972	157.4	14:34.428
8	1:46.138	31.966	42.460	31.712	158.0	16:20.566
9	<b>1:56.158B</b>	32.923	44.112	39.123	144.3	18:16.724
10	3:27.663	2:05.938	46.193	35.532	80.7	21:44.387
11	1:51.758	32.796	45.837	33.125	150.0	23:36.145
12	1:59.180	31.653	53.245	34.282	140.7	25:35.325
13	1:45.728	31.789	42.232	31.707	158.6	27:21.053
14	<b>1:45.364</b>	<b>31.541</b>	<b>42.140</b>	<b>31.683</b>	159.1	29:06.417
15	2:10.918B	32.058	47.558	51.302	128.1	31:17.335

76 Louis PERROT FRA						
IMSA LS Group Performance			Porsche 911 GT3 Cup			
1	2:26.199	59.395	52.172	34.632	111.2	2:26.199



### Porsche Carrera Cup France 4 Hours of Barcelona Qualifying Practice

#### Sector Analysis

— Invalidated Lap    ■ Personal Best    ■ Session Best    B Crossing the pit lane

Lap	Time	Sector 1	Sector 2	Sector 3	Kph	Elapsed
2	1:56.598	35.860	47.214	33.524	143.8	4:22.797
3	2:09.735	31.743	44.223	53.769	129.2	6:32.532
4	2:08.348	48.166	46.490	33.692	130.6	8:40.880
5	2:12.644 B	31.705	1:02.302	38.637	126.4	10:53.524
6	7:18.912	5:57.848	47.432	33.632	38.2	18:12.436
7	<u>1:55.784</u>	34.065	46.308	35.411	144.8	20:08.220
8	<u>1:46.480</u>	31.764	42.090	32.626	157.4	21:54.700
9	<b>1:45.167</b>	<b>31.551</b>	<b>41.931</b>	31.685	159.4	23:39.867
10	1:45.432	31.659	42.167	<b>31.606</b>	159.0	25:25.299
11	1:45.607	31.689	42.085	31.833	158.8	27:10.906
12	1:51.877 B	31.664	42.257	37.956	149.9	29:02.783

77 Jérémy SARHY		FRA				
Racing Technology		Porsche 911 GT3 Cup				
1	3:24.788	1:55.483	54.114	35.191	79.4	3:24.788
2	1:55.780	36.929	45.872	32.979	144.8	5:20.568
3	2:16.231	31.655	1:11.888	32.688	123.1	7:36.799
4	1:58.364 B	32.645	42.555	43.164	141.6	9:35.163
5	2:29.945	1:06.309	48.462	35.174	111.8	12:05.108
6	1:46.001	31.870	42.315	31.816	158.2	13:51.109
7	1:46.101	31.797	42.502	31.802	158.0	15:37.210
8	1:52.792 B	31.543	42.454	38.795	148.6	17:30.002
9	3:30.004	2:11.724	45.776	32.504	79.8	21:00.006
10	1:46.021	31.825	42.366	31.830	158.1	22:46.027
11	<b>1:45.099</b>	31.505	<b>42.046</b>	31.548	159.5	24:31.126
12	1:45.333	<b>31.389</b>	42.235	31.709	159.2	26:16.459
13	1:45.369	31.559	42.307	<b>31.503</b>	159.1	28:01.828
14	2:08.012 B	32.174	50.351	45.487	131.0	30:09.840

78 Dominique BASTIEN		USA				
Speed Lover		Porsche 911 GT3 Cup				
1	3:28.421	1:55.317	57.382	35.722	78.0	3:28.421
2	1:54.665	35.186	46.004	33.475	146.2	5:23.086
3	2:19.966	32.674	1:11.540	35.752	119.8	7:43.052
4	2:05.547	32.964	44.250	48.333	133.5	9:48.599
5	2:01.472	43.102	44.865	33.505	138.0	11:50.071
6	1:49.930	<b>32.593</b>	43.999	33.338	152.5	13:40.001
7	2:17.033 B	38.083	50.543	48.407	122.3	15:57.034
8	4:17.352	2:53.993	48.683	34.676	65.1	20:14.386
9	1:50.546	33.386	44.050	33.110	151.7	22:04.932
10	<b>1:48.416</b>	32.680	<b>43.295</b>	<b>32.441</b>	154.6	23:53.348
11	2:22.271 B	35.860	49.626	56.785	117.8	26:15.619

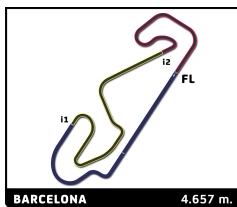
79 Johannes ZELGER		ITA				
Tsunami RT		Porsche 911 GT3 Cup				
1	3:39.878	1:58.114	59.870	41.894	73.9	3:39.878
2	<u>1:58.168</u>	36.262	46.467	35.439	141.9	5:38.046
3	2:09.334	33.220	59.395	36.719	129.6	7:47.380
4	2:05.758	32.768	43.700	49.290	133.3	9:53.138
5	1:59.631	42.108	44.412	33.111	140.1	11:52.769
6	1:49.041	32.516	43.682	32.843	153.8	13:41.810
7	<b>1:48.673</b>	32.855	<b>43.195</b>	32.623	154.3	15:30.483
8	2:04.535 B	34.340	45.567	44.628	134.6	17:35.018
9	4:23.848	3:00.893	47.925	35.030	63.5	21:58.866
10	1:49.500	33.122	43.790	<b>32.588</b>	153.1	23:48.366
11	1:57.470	32.504	51.073	33.893	142.7	25:45.836
12	1:49.184	32.368	44.118	32.698	153.5	27:35.020

89 Bashar MARDINI		CAN				
Tsunami RT		Porsche 911 GT3 Cup				
1	2:32.999	1:05.083	53.174	34.742	106.2	2:32.999
2	1:58.368	36.691	46.733	34.944	141.6	4:31.367
3	2:11.706	31.931	47.176	52.599	127.3	6:43.073
4	2:06.427	43.152	47.612	35.663	132.6	8:49.500
5	2:07.324	38.376	54.479	34.469	131.7	10:56.824
6	1:46.359	31.909	42.508	31.942	157.6	12:43.183
7	1:46.119	31.774	42.361	31.984	158.0	14:29.302
8	1:59.328 B	31.761	42.695	44.872	140.5	16:28.630
9	4:22.198	2:59.221	47.794	35.183	63.9	20:50.828
10	1:52.561	35.641	44.237	32.683	148.9	22:43.389
11	1:46.662	32.186	42.531	31.945	157.2	24:30.051
12	1:45.642	31.709	42.292	<b>31.641</b>	158.7	26:15.693
13	<b>1:45.527</b>	31.661	<b>42.201</b>	31.665	158.9	28:01.220
14	1:57.000 B	<b>31.579</b>	42.459	42.962	143.3	29:58.220

97 Didier GLORIEUX		BEL				
Speed Lover		Porsche 911 GT3 Cup				
1	2:46.721	1:22.747	48.438	35.536	97.5	2:46.721
2	1:55.956	34.219	44.944	36.793	144.6	4:42.677
3	2:15.493	32.494	47.839	55.160	123.7	6:58.170
4	1:57.396	33.999	45.995	37.402	142.8	8:55.566
5	2:07.216	41.254	51.948	34.014	131.8	11:02.782
6	<u>1:47.620</u>	32.154	43.101	32.365	155.8	12:50.402
7	<u>1:47.728</u>	32.474	43.110	32.144	155.6	14:38.130
8	1:55.222 B	32.064	42.963	40.195	145.5	16:33.352
9	4:31.132	3:13.411	44.865	32.856	61.8	21:04.484
10	1:48.571	32.705	43.342	32.524	154.4	22:53.055
11	1:47.209	32.259	42.893	<b>32.057</b>	156.4	24:40.264
12	1:47.082	32.066	42.953	32.063	156.6	26:27.346
13	<b>1:46.708</b>	<b>31.960</b>	<b>42.639</b>	32.109	157.1	28:14.054
14	2:01.130 B	32.134	43.730	45.266	138.4	30:15.184

98 Dorian BOCCOLACCI		FRA				
Forestier Racing CLRT		Porsche 911 GT3 Cup				
1	2:24.008	56.741	53.305	33.962	112.9	2:24.008
2	1:53.676	35.055	47.087	31.534	147.5	4:17.684
3	2:07.833	31.213	47.099	49.521	131.1	6:25.517
4	2:11.442	53.486	45.945	32.011	127.5	8:36.959
5	2:07.794	31.981	1:04.070	31.743	131.2	10:44.753
6	1:45.168	31.300	42.197	31.671	159.4	12:29.921
7	1:45.302	31.514	42.005	31.783	159.2	14:15.223
8	2:01.422 B	32.793	45.911	42.718	138.1	16:16.645
9	4:34.309	3:17.448	44.554	32.307	61.1	20:50.954
10	1:47.676	32.515	43.697	31.464	155.7	22:38.630
11	<b>1:44.110</b>	<b>31.105</b>	<b>41.723</b>	31.282	161.0	24:22.740
12	1:44.175	31.211	41.760	<b>31.204</b>	160.9	26:06.915
13	1:51.959	32.376	47.025	32.558	149.7	27:58.874
14	1:47.730	31.345	43.300	33.085	155.6	29:46.604
15	2:13.231 B	32.847	52.422	47.962	125.8	31:59.835

99 Benjamin PAQUE		BEL				
Forestier Racing CLRT		Porsche 911 GT3 Cup				
1	2:24.584	57.318	53.200	34.066	112.4	2:24.584
2	1:54.459	35.446	46.783	32.230	146.5	4:19.043



### Porsche Carrera Cup France 4 Hours of Barcelona Qualifying Practice

#### Sector Analysis

— Invalidated Lap    ■ Personal Best    ■ Session Best    B Crossing the pit lane

Lap	Time	Sector 1	Sector 2	Sector 3	Kph	Elapsed	Lap	Time	Sector 1	Sector 2	Sector 3	Kph	Elapsed
3	2:07.162	31.573	46.203	49.386	131.8	6:26.205							
4	2:12.057	53.529	45.919	32.609	127.0	8:38.262							
5	2:07.400	31.684	1:03.799	31.917	131.6	10:45.662							
6	1:45.288	31.637	42.007	31.644	159.2	12:30.950							
7	1:52.324 B	31.629	42.328	38.367	149.3	14:23.274							
8	5:32.052	4:14.654	44.899	32.499	50.5	19:55.326							
9	1:53.842	32.909	48.845	32.088	147.3	21:49.168							
10	<b>1:44.512</b>	31.486	<b>41.751</b>	<b>31.275</b>	160.4	23:33.680							
11	1:44.707	31.638	41.843	31.226	160.1	25:18.387							
12	1:44.950	<b>31.329</b>	41.967	31.654	159.7	27:03.337							
13	1:45.126	31.559	42.059	31.508	159.5	28:48.463							
14	2:02.987 B	31.624	47.026	44.337	136.3	30:51.450							

**911** Christophe LAPIERRE FRA  
Martinet by Alméras Porsche 911 GT3 Cup

1	2:47.293	1:22.217	50.099	34.977	97.1	2:47.293
2	1:53.467	34.506	45.258	33.703	147.8	4:40.760
3	2:14.955	32.226	44.978	57.751	124.2	6:55.715
4	1:57.551	35.470	45.245	36.836	142.6	8:53.266
5	2:07.572	41.279	53.231	33.062	131.4	11:00.838
6	1:47.525	32.191	43.025	32.309	155.9	12:48.363
7	1:46.749	32.039	42.655	32.055	157.1	14:35.112
8	1:46.605	32.067	42.669	31.869	157.3	16:21.717
9	1:56.309 B	33.120	43.748	39.441	144.1	18:18.026
10	3:52.810	2:35.364	44.743	32.703	72.0	22:10.836
11	1:46.376	32.175	42.510	31.691	157.6	23:57.212
12	1:46.769	31.855	42.589	32.325	157.0	25:43.981
13	<b>1:45.745</b>	31.809	<b>42.343</b>	<b>31.593</b>	158.5	27:29.726
14	1:46.087	<b>31.761</b>	42.624	31.702	158.0	29:15.813
15	1:46.987	31.916	43.036	32.035	156.7	31:02.800