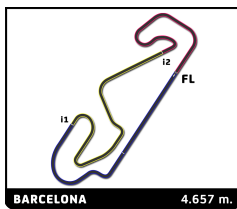


Porsche Carrera Cup France 4 Hours of Barcelona Race 1

Sector Analysis

— Invalidated Lap ■ Personal Best ■ Session Best B Crossing the pit lane

Lap	Time	Sector 1	Sector 2	Sector 3	Kph	Elapsed	Lap	Time	Sector 1	Sector 2	Sector 3	Kph	Elapsed	
1	Marvin KLEIN FRA TFT Racing Porsche 911 GT3 Cup						4	3:19.009	1:04.636	1:22.013	52.360	84.2	10:32.903	
1	1:51.945	36.519	43.549	31.877	145.2	1:51.945	5	2:19.055	49.095	51.397	38.563	120.6	12:51.958	
2	2:07.589	39.494	51.673	36.422	131.4	3:59.534	6	1:47.642	32.152	42.855	32.635	155.7	14:39.600	
3	3:04.226	50.340	1:23.220	50.666	91.0	7:03.760	7	1:47.314	32.044	43.134	32.136	156.2	16:26.914	
4	3:17.585	1:06.398	1:19.157	52.030	84.9	10:21.345	8	1:46.937	32.063	42.554	32.320	156.8	18:13.851	
5	2:24.653	52.217	49.476	42.960	115.9	12:45.998	9	1:47.244	32.007	43.027	32.210	156.3	20:01.095	
6	1:47.212	32.079	42.788	32.345	156.4	14:33.210	10	1:53.716	31.964	44.914	36.838	147.4	21:54.811	
7	1:57.471 B	32.190	45.946	39.335	142.7	16:30.681	11	3:31.661	1:07.893	1:20.747	1:03.021	79.2	25:26.472	
8	2:22.422	1:07.804	43.009	31.609	117.7	18:53.103	12	2:44.429	1:05.539	53.881	45.009	102.0	28:10.901	
9	1:47.193	31.718	42.446	33.029	156.4	20:40.296	13	1:48.015	32.606	43.210	32.199	155.2	29:58.916	
10	1:52.470	34.576	44.290	33.604	149.1	22:32.766	14	1:48.048	32.043	43.405	32.600	155.2	31:46.964	
11	3:10.050	44.645	1:18.423	1:06.982	88.2	25:42.816								
12	2:36.999	1:00.335	52.833	43.831	106.8	28:19.815								
13	1:48.557	32.673	42.879	33.005	154.4	30:08.372								
14	1:50.634	33.224	43.919	33.491	151.5	31:59.006								
2	Marc GUILLOT FRA HERRERO Racing Porsche 911 GT3 Cup						8	Christian JAQUILLARD CHE Racing Technology Porsche 911 GT3 Cup						
1	1:56.405	38.605	44.787	33.013	139.6	1:56.405	1	2:08.457	43.229	48.594	36.634	126.5	2:08.457	
2	2:10.483	42.029	52.864	35.590	128.5	4:06.888	2	2:16.730	52.310	48.554	35.866	122.6	4:25.187	
3	3:05.924	50.464	1:23.522	51.938	90.2	7:12.812	3	3:04.171	49.305	1:20.818	54.048	91.0	7:29.358	
4	3:18.216	1:04.781	1:20.212	53.223	84.6	10:31.028	4	3:16.664	1:03.470	1:21.596	51.598	85.2	10:46.022	
5	2:20.538	50.486	50.514	39.538	119.3	12:51.566	5	2:16.432	51.959	47.024	37.449	122.9	13:02.454	
6	1:47.627	32.104	43.094	32.429	155.8	14:39.193	6	1:51.765	33.769	44.857	33.139	150.0	14:54.219	
7	1:48.217	32.234	43.611	32.372	154.9	16:27.410	7	1:52.376	32.971	44.468	34.937	149.2	16:46.595	
8	1:47.152	32.068	42.805	32.279	156.5	18:14.562	8	1:52.189	33.383	44.496	34.310	149.4	18:38.784	
9	1:46.982	32.004	42.832	32.146	156.7	20:01.544	9	1:50.745	32.969	44.589	33.187	151.4	20:29.529	
10	1:54.284	32.134	46.044	36.106	146.7	21:55.828	10	1:53.509	33.140	45.766	34.603	147.7	22:23.038	
11	3:31.869	1:07.819	1:20.668	1:03.382	79.1	25:27.697	11	3:15.401	50.409	1:19.607	1:05.385	85.8	25:38.439	
12	2:43.415	1:05.270	53.380	44.765	102.6	28:11.112	12	2:38.777	1:01.220	53.769	43.788	105.6	28:17.216	
13	1:48.788	32.893	43.317	32.578	154.1	29:59.900	13	1:51.078	33.166	44.423	33.489	150.9	30:08.294	
14	1:47.455	32.081	42.972	32.402	156.0	31:47.355	14	1:52.611	33.914	44.642	34.055	148.9	32:00.905	
5	Mathys JAUBERT FRA TFT Racing Porsche 911 GT3 Cup						12	Ludovic LOEUL FRA Porsche Lorient Racing Porsche 911 GT3 Cup						
1	1:52.932	37.193	43.545	32.194	143.9	1:52.932	1	2:02.485	40.507	47.008	34.970	132.7	2:02.485	
2	2:08.130	40.243	52.524	35.363	130.8	4:01.062	2	2:09.733	41.876	53.353	34.504	129.2	4:12.218	
3	3:04.628	50.752	1:23.284	50.592	90.8	7:05.690	3	3:08.227	52.843	1:21.453	53.931	89.1	7:20.445	
4	3:18.102	1:06.371	1:19.449	52.282	84.6	10:23.792	4	3:19.847 B	1:03.443	1:22.612	53.792	83.9	10:40.292	
5	2:23.248	50.906	50.399	41.943	117.0	12:47.040								
6	1:46.908	32.067	42.656	32.185	156.8	14:33.948								
7	1:47.380	31.982	43.596	31.802	156.1	16:21.328								
8	1:45.979	31.813	42.427	31.739	158.2	18:07.307								
9	1:46.082	31.861	42.577	31.644	158.0	19:53.389								
10	1:56.858	31.782	46.868	38.208	143.5	21:50.247								
11	3:30.729	1:07.253	1:20.559	1:02.917	79.6	25:20.976								
12	2:46.668	1:06.403	53.797	46.468	100.6	28:07.644								
13	1:47.363	32.490	43.009	31.864	156.2	29:55.007								
14	1:46.538	31.834	42.800	31.904	157.4	31:41.545								
7	Jérôme BOULLERY FRA Racing Technology Porsche 911 GT3 Cup						20	Mathieu CASALONGA FRA F4 Events Motorsport Porsche 911 GT3 Cup						
1	1:56.866	38.740	44.673	33.453	139.1	1:56.866	1	2:06.336	42.353	48.241	35.742	128.6	2:06.336	
2	2:10.677	42.080	53.650	34.947	128.3	4:07.543	2	2:12.504	41.904	54.237	36.363	126.5	4:18.840	
3	3:06.351	51.034	1:23.371	51.946	90.0	7:13.894	3	3:07.034	51.229	1:21.272	54.533	89.6	7:25.874	
							4	3:16.097	1:03.646	1:22.055	50.396	85.5	10:41.971	
							5	2:17.039	49.959	50.016	37.064	122.3	12:59.010	
							6	1:50.577	32.955	44.318	33.304	151.6	14:49.587	
							7	1:51.760	33.217	45.667	32.876	150.0	16:41.347	
							8	1:50.687	33.139	44.453	33.095	151.5	18:32.034	
							9	1:51.249	32.775	45.000	33.474	150.7	20:23.283	
							10	1:52.993	32.679	46.404	33.910	148.4	22:16.276	
							11	3:20.803	55.453	1:19.825	1:05.525	83.5	25:37.079	
							12	2:39.144	1:01.550	54.147	43.447	105.3	28:16.223	
							13	1:51.374	33.157	45.021	33.196	150.5	30:07.597	
							14	1:51.272	33.387	44.164	33.721	150.7	31:58.869	
21	Marc CINI AUS Martinet by Alméras Porsche 911 GT3 Cup													
1	2:09.269	41.949	48.568	38.752	125.7	2:09.269								
2	2:13.120	45.924	49.484	37.712	125.9	4:22.389								



Porsche Carrera Cup France 4 Hours of Barcelona Race 1

Sector Analysis

— Invalidated Lap ■ Personal Best ■ Session Best B Crossing the pit lane

Lap	Time	Sector 1	Sector 2	Sector 3	Kph	Elapsed	Lap	Time	Sector 1	Sector 2	Sector 3	Kph	Elapsed
3	3:05.535	50.070	1:21.221	54.244	90.4	7:27.924	10	1:56.569	31.877	46.141	38.551	143.8	21:53.507
4	3:16.290	1:03.677	1:21.656	50.957	85.4	10:44.214	11	3:30.949	1:06.993	1:21.182	1:02.774	79.5	25:24.456
5	2:17.514	51.578	48.068	37.868	121.9	13:01.728	12	2:44.765	1:06.073	53.522	45.170	101.8	28:09.221
6	1:51.853	33.880	44.387	33.586	149.9	14:53.581	13	1:48.006	32.572	43.253	32.181	155.2	29:57.227
7	1:52.607	33.286	44.592	34.729	148.9	16:46.188	14	1:47.503	32.115	43.023	32.365	156.0	31:44.730
8	1:52.037	33.351	44.486	34.200	149.6	18:38.225							
9	1:53.883	33.664	45.430	34.789	147.2	20:32.108							
10	1:58.822	34.302	48.010	36.510	141.1	22:30.930							
11	3:09.361	43.458	1:19.678	1:06.225	88.5	25:40.291							
12	2:38.551	1:01.029	52.707	44.815	105.7	28:18.842							
13	1:54.366	34.240	45.967	34.159	146.6	30:13.208							
14	1:54.193	33.950	45.779	34.464	146.8	32:07.401							

22 Alessandro GHIRETTI							FRA						
Martinet by Alméras							Porsche 911 GT3 Cup						
1	1:50.855	36.247	42.749	31.859	146.6	1:50.855							
2	2:05.265	38.329	51.322	35.614	133.8	3:56.120							
3	3:05.570	51.415	1:23.387	50.768	90.3	7:01.690							
4	3:17.474	1:06.713	1:18.978	51.783	84.9	10:19.164							
5	2:26.083	50.252	52.045	43.786	114.8	12:45.247							
6	1:47.430	32.049	43.058	32.323	156.1	14:32.677							
7	1:46.299	31.956	42.532	31.811	157.7	16:18.976							
8	1:46.023	31.816	42.328	31.879	158.1	18:04.999							
9	1:46.028	31.715	42.464	31.849	158.1	19:51.027							
10	1:56.537	31.709	44.666	40.162	143.9	21:47.564							
11	3:31.042	1:07.348	1:20.445	1:03.249	79.4	25:18.606							
12	2:48.214	1:05.003	54.774	48.437	99.7	28:06.820							
13	1:46.012	32.103	42.295	31.614	158.1	29:52.832							
14	1:45.857	31.824	42.344	31.689	158.4	31:38.689							

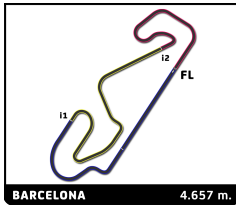
24 Alexandre LEROY							BEL						
TFT Racing							Porsche 911 GT3 Cup						
1	2:08.655	42.449	48.753	37.453	126.3	2:08.655							
2	2:11.509	45.191	49.665	36.653	127.5	4:20.164							
3	3:06.903	50.868	1:21.429	54.606	89.7	7:27.067							
4	3:15.990	1:03.296	1:21.924	50.770	85.5	10:43.057							
5	2:17.100	50.635	49.059	37.406	122.3	13:00.157							
6	1:50.489	33.346	44.158	32.985	151.7	14:50.646							
7	1:49.759	32.799	44.251	32.709	152.7	16:40.405							
8	1:49.659	32.837	43.694	33.128	152.9	18:30.064							
9	1:49.587	32.785	43.791	33.011	153.0	20:19.651							
10	5:24.593	3:12.688	1:05.497	1:06.408	51.6	25:44.244							
11	2:36.733	59.751	52.862	44.120	107.0	28:20.977							
12	1:52.545	33.867	45.011	33.667	149.0	30:13.522							
13	1:50.601	33.295	44.282	33.024	151.6	32:04.123							

27 Marlon HERNANDEZ							FRA						
ABM							Porsche 911 GT3 Cup						
1	1:54.837	37.982	44.527	32.328	141.5	1:54.837							
2	2:08.890	41.554	52.884	34.452	130.1	4:03.727							
3	3:05.710	50.903	1:23.507	51.300	90.3	7:09.437							
4	3:18.236	1:05.398	1:19.523	53.315	84.6	10:27.673							
5	2:21.564	49.863	51.013	40.688	118.4	12:49.237							
6	1:46.792	31.908	42.806	32.078	157.0	14:36.029							
7	1:47.364	32.023	42.986	32.355	156.2	16:23.393							
8	1:47.083	32.091	43.052	31.940	156.6	18:10.476							
9	1:46.462	31.846	42.556	32.060	157.5	19:56.938							

29 Louis ROUSSET							FRA						
Forestier Racing CLRT							Porsche 911 GT3 Cup						
1	1:54.169	38.041	44.157	31.971	142.3	1:54.169							
2	2:09.177	41.828	52.135	35.214	129.8	4:03.346							
3	3:05.412	50.885	1:23.576	50.951	90.4	7:08.758							
4	3:18.236	1:05.507	1:19.551	53.178	84.6	10:26.994							
5	2:21.859	49.774	51.305	40.780	118.2	12:48.853							
6	1:46.493	31.756	42.764	31.973	157.4	14:35.346							
7	1:47.362	31.861	43.299	32.202	156.2	16:22.708							
8	1:46.829	31.949	42.695	32.185	156.9	18:09.537							
9	1:46.751	31.983	43.019	31.749	157.0	19:56.288							
10	1:56.639	31.837	46.136	38.666	143.7	21:52.927							
11	3:30.874	1:07.042	1:20.934	1:02.898	79.5	25:23.801							
12	2:45.081	1:05.775	53.929	45.377	101.6	28:08.882							
13	1:47.391	32.306	43.247	31.838	156.1	29:56.273							
14	1:46.954	32.028	43.005	31.921	156.8	31:43.227							

38 Sébastien DUSSOLLIET							FRA						
ABM							Porsche 911 GT3 Cup						
1	1:57.022	39.134	44.776	33.112	138.9	1:57.022							
2	2:11.242	42.775	53.494	34.973	127.7	4:08.264							
3	3:06.367	51.229	1:23.517	51.621	90.0	7:14.631							
4	3:18.864	1:04.615	1:21.958	52.291	84.3	10:33.495							
5	2:19.253	48.919	51.741	38.593	120.4	12:52.748							
6	1:47.683	32.153	43.238	32.292	155.7	14:40.431							
7	1:48.075	32.074	43.494	32.507	155.1	16:28.506							
8	1:47.751	32.166	43.315	32.270	155.6	18:16.257							
9	1:47.453	32.175	43.089	32.189	156.0	20:03.710							
10	1:53.155	31.976	45.003	36.176	148.2	21:56.865							
11	3:32.642	1:08.439	1:20.796	1:03.407	78.8	25:29.507							
12	2:42.419	1:04.326	54.023	44.070	103.2	28:11.926							
13	1:48.865	32.731	43.814	32.320	154.0	30:00.791							
14	1:48.690	32.752	43.662	32.276	154.2	31:49.481							

49 Karim AJLANI							CHE						
ABM							Porsche 911 GT3 Cup						
1	2:02.601	40.975	47.889	33.737	132.6	2:02.601							
2	2:13.047	43.253	54.092	35.702	126.0	4:15.648							
3	3:06.979	51.432	1:21.631	53.916	89.7	7:22.627							
4	3:16.425	1:03.517	1:22.277	50.631	85.4	10:39.052							
5	2:18.732	50.084	49.718	38.930	120.8	12:57.784							
6	1:50.608	33.064	44.115	33.429	151.6	14:48.392							
7	1:50.442	32.782	44.316	33.344	151.8	16:38.834							
8	1:50.471	32.890	44.411	33.170	151.8	18:29.305							
9	1:51.649	33.666	44.546	33.437	150.2	20:20.954							
10	1:53.847	33.041	45.679	35.127	147.3	22:14.801							
11	3:20.861	56.301	1:19.889	1:04.671	83.5	25:35.662							
12	2:40.103	1:02.540	53.742	43.821	104.7	28:15.765							
13	1:51.751	33.395	44.812	33.544	150.0	30:07.516							
14	1:52.320	33.794	45.005	33.521	149.3	31:59.836							

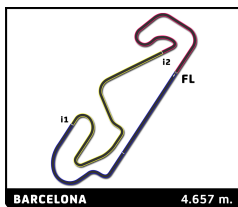


Porsche Carrera Cup France 4 Hours of Barcelona Race 1

Sector Analysis

— Invalidated Lap ■ Personal Best ■ Session Best B Crossing the pit lane

Lap	Time	Sector 1	Sector 2	Sector 3	Kph	Elapsed	Lap	Time	Sector 1	Sector 2	Sector 3	Kph	Elapsed	
53	Arthur MATHIEU	FRA Martinet by Alméras Porsche 911 GT3 Cup						4	3:18.468	1:04.953	1:21.427	52.088	84.5	10:34.394
1	1:55.218	38.052	44.645	32.521	141.0	1:55.218	5	2:19.242	49.369	51.676	38.197	120.4	12:53.636	
2	2:09.645	41.597	53.627	34.421	129.3	4:04.863	6	1:48.145	32.433	43.396	32.316	155.0	14:41.781	
3	3:05.367	50.531	1:23.513	51.323	90.4	7:10.230	7	1:48.208	32.061	43.568	32.579	154.9	16:29.989	
4	3:18.295	1:05.403	1:19.860	53.032	84.5	10:28.525	8	1:47.655	32.041	43.269	32.345	155.7	18:17.644	
5	2:21.585	49.429	51.514	40.642	118.4	12:50.110	74	Victor BLUGEON	FRA ABM Porsche 911 GT3 Cup					
6	1:47.608	31.987	43.185	32.436	155.8	14:37.718	1	2:05.806	39.293	50.168	36.345	129.2	2:05.806	
7	1:47.614	32.111	43.193	32.310	155.8	16:25.332	2	2:12.621	41.597	54.147	36.877	126.4	4:18.427	
8	1:47.727	32.209	43.146	32.372	155.6	18:13.059	3	3:06.501	50.151	1:21.876	54.474	89.9	7:24.928	
9	1:47.115	32.005	42.998	32.112	156.5	20:00.174	4	3:15.968	1:03.516	1:22.044	50.408	85.6	10:40.896	
10	1:55.991	33.716	46.186	36.089	144.5	21:56.165	5	2:21.766	B 50.455	49.718	41.593	118.3	13:02.662	
11	3:32.376	1:08.123	1:20.690	1:03.563	78.9	25:28.541	6	3:02.226	1:47.175	43.144	31.907	92.0	16:04.888	
12	2:42.942	1:04.721	53.740	44.481	102.9	28:11.483	7	1:46.551	31.790	42.715	32.046	157.3	17:51.439	
13	1:48.787	32.840	43.234	32.713	154.1	30:00.270	8	1:46.128	31.860	42.546	31.722	158.0	19:37.567	
14	1:47.530	32.078	43.134	32.318	155.9	31:47.800	9	1:46.734	31.769	42.447	32.518	157.1	21:24.301	
56	Frédéric ANCEL	FRA Porsche Lorient Racing Porsche 911 GT3 Cup						10	1:52.886	35.576	44.197	33.113	148.5	23:17.187
1	2:02.807	40.643	47.573	34.591	132.3	2:02.807	11	2:27.929	34.478	47.242	1:06.209	113.3	25:45.116	
2	2:10.806	42.294	53.529	34.983	128.2	4:13.613	12	2:36.004	59.530	52.892	43.582	107.5	28:21.120	
3	3:07.844	52.357	1:21.514	53.973	89.3	7:21.457	13	1:49.450	32.822	44.102	32.526	153.2	30:10.570	
4	3:15.902	1:02.941	1:22.722	50.239	85.6	10:37.359	14	1:49.408	32.359	44.092	32.957	153.2	31:59.978	
5	2:18.696	50.160	50.333	38.203	120.9	12:56.055	76	Louis PERROT	FRA IMSA LS Group Performance Porsche 911 GT3 Cup					
6	1:49.339	32.621	43.579	33.139	153.3	14:45.394	1	1:53.552	37.685	43.731	32.136	143.1	1:53.552	
7	1:48.763	32.233	43.888	32.642	154.1	16:34.157	2	2:09.039	41.323	52.265	35.451	129.9	4:02.591	
8	1:49.181	32.390	43.943	32.848	153.6	18:23.338	3	3:04.582	50.555	1:23.602	50.425	90.8	7:07.173	
9	1:49.631	32.265	44.268	33.098	152.9	20:12.969	4	3:18.667	1:06.369	1:19.407	52.891	84.4	10:25.840	
10	1:52.236	32.272	45.813	34.151	149.4	22:05.205	5	2:22.102	50.576	50.266	41.260	118.0	12:47.942	
11	3:27.561	1:03.117	1:20.912	1:03.532	80.8	25:32.766	6	1:46.975	31.874	42.800	32.301	156.7	14:34.917	
12	2:41.429	1:03.299	53.786	44.344	103.9	28:14.195	7	1:47.459	31.979	43.109	32.371	156.0	16:22.376	
13	1:49.060	32.944	43.642	32.474	153.7	30:03.255	8	1:46.618	31.933	42.661	32.024	157.2	18:08.994	
14	1:48.434	32.325	43.780	32.329	154.6	31:51.689	9	1:46.298	31.679	42.619	32.000	157.7	19:55.292	
66	Gilles COLOMBANI	FRA Team Clairot Sport Porsche 911 GT3 Cup						10	1:56.648	31.838	46.307	38.503	143.7	21:51.940
1	2:00.051	40.268	46.445	33.338	135.4	2:00.051	11	3:30.831	1:07.208	1:20.624	1:02.999	79.5	25:22.771	
2	2:10.242	42.059	53.007	35.176	128.7	4:10.293	12	2:45.571	1:05.943	53.933	45.695	101.3	28:08.342	
3	3:06.622	52.364	1:22.138	52.120	89.8	7:16.915	13	1:47.323	32.288	43.048	31.987	156.2	29:55.665	
4	3:18.513	1:04.773	1:21.364	52.376	84.5	10:35.428	14	1:46.777	31.970	42.765	32.042	157.0	31:42.442	
5	2:19.238	50.030	50.927	38.281	120.4	12:54.666	77	Jérémy SARHY	FRA Racing Technology Porsche 911 GT3 Cup					
6	1:50.265	32.794	44.537	32.934	152.0	14:44.931	1	1:53.390	37.589	43.579	32.222	143.3	1:53.390	
7	1:48.870	32.314	43.627	32.929	154.0	16:33.801	2	2:08.585	40.594	52.344	35.647	130.4	4:01.975	
8	1:49.096	32.420	43.974	32.702	153.7	18:22.897	3	3:04.523	50.424	1:23.602	50.497	90.9	7:06.498	
9	1:49.460	32.479	44.164	32.817	153.2	20:12.357	4	3:18.309	1:06.400	1:19.361	52.548	84.5	10:24.807	
10	1:52.485	32.662	45.217	34.606	149.0	22:04.842	5	2:22.759	50.679	50.469	41.611	117.4	12:47.566	
11	3:27.035	1:02.695	1:20.805	1:03.535	81.0	25:31.877	6	1:47.136	31.964	42.916	32.256	156.5	14:34.702	
12	2:42.065	1:03.672	53.357	45.036	103.4	28:13.942	7	1:47.323	31.919	43.202	32.202	156.2	16:22.025	
13	1:50.806	33.069	44.407	33.330	151.3	30:04.748	8	1:46.410	31.955	42.531	31.924	157.6	18:08.435	
14	1:50.622	32.982	44.574	33.066	151.6	31:55.370	9	1:46.139	31.833	42.455	31.851	158.0	19:54.574	
73	Sébastien POISSON	FRA ABM Porsche 911 GT3 Cup						10	1:56.777	31.960	46.238	38.579	143.6	21:51.351
1	1:58.389	39.974	45.674	32.741	137.3	1:58.389	11	3:30.738	1:07.022	1:20.497	1:03.219	79.6	25:22.089	
2	2:10.774	42.084	53.681	35.009	128.2	4:09.163	12	2:45.935	1:06.044	53.627	46.264	101.0	28:08.024	
3	3:06.763	51.805	1:23.193	51.765	89.8	7:15.926	13	1:48.757	32.491	44.133	32.133	154.2	29:56.781	
							14	1:47.059	32.015	42.804	32.240	156.6	31:43.840	



Porsche Carrera Cup France 4 Hours of Barcelona Race 1

Sector Analysis

— Invalidated Lap ■ Personal Best ■ Session Best B Crossing the pit lane

Lap	Time	Sector 1	Sector 2	Sector 3	Kph	Elapsed	Lap	Time	Sector 1	Sector 2	Sector 3	Kph	Elapsed	
78	Dominique BASTIEN USA							4	3:18.142	1:04.901	1:20.927	52.314	84.6	10:36.130
	Speed Lover Porsche 911 GT3 Cup							5	2:18.826	49.957	51.131	37.738	120.8	12:54.956
1	2:11.006	42.573	49.276	39.157	124.1	2:11.006	6	1:48.496	32.739	43.456	32.301	154.5	14:43.452	
2	2:14.961	50.436	48.479	36.046	124.2	4:25.967	7	1:47.838	32.209	43.116	32.513	155.5	16:31.290	
3	3:04.914	49.767	1:20.351	54.796	90.7	7:30.881	8	1:47.716	32.137	43.076	32.503	155.6	18:19.006	
4	3:16.276	1:02.883	1:21.600	51.793	85.4	10:47.157	9	1:47.620	32.148	43.023	32.449	155.8	20:06.626	
5	2:15.547	51.962	46.630	36.955	123.7	13:02.704	10	1:50.947	32.178	43.507	35.262	151.1	21:57.573	
6	1:53.243	34.054	45.585	33.604	148.0	14:55.947	11	3:32.546	1:09.079	1:20.657	1:02.810	78.9	25:30.119	
7	1:51.281	32.937	44.353	33.991	150.7	16:47.228	12	2:42.265	1:04.597	53.593	44.075	103.3	28:12.384	
8	1:52.326	33.426	44.892	34.008	149.3	18:39.554	13	1:48.691	32.679	43.684	32.328	154.2	30:01.075	
9	1:52.989	33.241	45.140	34.608	148.4	20:32.543	14	1:48.818	32.855	43.778	32.185	154.1	31:49.893	
10	1:58.869	35.110	48.415	35.344	141.0	22:31.412								
11	3:09.980	45.021	1:18.687	1:06.272	88.2	25:41.392								
12	2:38.241	1:01.005	53.016	44.220	105.9	28:19.633								
13	1:54.618	33.941	46.007	34.670	146.3	30:14.251								
14	1:53.800	33.453	45.661	34.686	147.3	32:08.051								
79	Johannes ZELGER ITA							98	Dorian BOCCOLACCI FRA					
	Tsunami RT Porsche 911 GT3 Cup								Forestier Racing CLRT Porsche 911 GT3 Cup					
1	2:04.513	41.321	47.787	35.405	130.5	2:04.513	1	1:51.451	36.588	43.045	31.818	145.8	1:51.451	
2	2:12.515	41.984	54.366	36.165	126.5	4:17.028	2	2:07.563	39.378	51.605	36.580	131.4	3:59.014	
3	3:06.501	50.634	1:21.805	54.062	89.9	7:23.529	3	3:03.729	49.866	1:23.487	50.376	91.2	7:02.743	
4	3:16.495	1:03.760	1:22.436	50.299	85.3	10:40.024	4	3:17.254	1:06.767	1:18.823	51.664	85.0	10:19.997	
5	2:18.261	50.534	49.330	38.397	121.3	12:58.285	5	2:25.500	51.384	50.981	43.135	115.2	12:45.497	
6	1:50.916	32.938	44.772	33.206	151.2	14:49.201	6	1:47.433	32.187	42.751	32.495	156.1	14:32.930	
7	1:50.054	32.490	44.314	33.250	152.3	16:39.255	7	1:46.355	32.032	42.531	31.792	157.6	16:19.285	
8	1:50.452	32.868	44.434	33.150	151.8	18:29.707	8	1:46.042	31.832	42.320	31.890	158.1	18:05.327	
9	1:50.394	32.595	44.134	33.665	151.9	20:20.101	9	1:45.970	31.648	42.489	31.833	158.2	19:51.297	
10	1:53.223	33.228	45.423	34.572	148.1	22:13.324	10	1:57.076	31.696	45.190	40.190	143.2	21:48.373	
11	3:20.755	56.223	1:20.565	1:03.967	83.5	25:34.079	11	3:31.146	1:07.428	1:20.340	1:03.378	79.4	25:19.519	
12	2:41.210	1:03.042	53.952	44.216	104.0	28:15.289	12	2:47.572	1:05.082	54.812	47.678	100.0	28:07.091	
13	1:51.520	33.550	44.641	33.329	150.3	30:06.809	13	1:46.101	32.120	42.485	31.496	158.0	29:53.192	
14	1:51.906	32.894	44.981	34.031	149.8	31:58.715	14	1:45.922	31.717	42.565	31.640	158.3	31:39.114	
89	Bashar MARDINI CAN							99	Benjamin PAQUE BEL					
	Tsunami RT Porsche 911 GT3 Cup								Forestier Racing CLRT Porsche 911 GT3 Cup					
1	1:55.871	38.431	44.597	32.843	140.3	1:55.871	1	1:52.361	37.034	43.265	32.062	144.6	1:52.361	
2	2:10.310	41.726	53.248	35.336	128.7	4:06.181	2	2:07.868	39.869	51.706	36.293	131.1	4:00.229	
3	3:04.990	50.055	1:23.785	51.150	90.6	7:11.171	3	3:04.324	50.507	1:23.319	50.498	91.0	7:04.553	
4	3:18.564	1:05.478	1:20.323	52.763	84.4	10:29.735	4	3:18.118	1:06.796	1:19.044	52.278	84.6	10:22.671	
5	2:21.119	49.408	51.426	40.285	118.8	12:50.854	5	2:24.025	51.745	49.885	42.395	116.4	12:46.696	
6	1:47.330	32.030	42.919	32.381	156.2	14:38.184	6	1:46.842	31.891	42.967	31.984	156.9	14:33.538	
7	1:47.706	32.055	43.287	32.364	155.7	16:25.890	7	1:47.531	32.089	43.636	31.806	155.9	16:21.069	
8	1:47.668	32.057	43.190	32.421	155.7	18:13.558	8	1:45.806	31.682	42.448	31.676	158.5	18:06.875	
9	1:47.198	31.937	42.948	32.313	156.4	20:00.756	9	1:46.030	31.753	42.472	31.805	158.1	19:52.905	
10	1:53.689	32.081	44.321	37.287	147.5	21:54.445	10	1:56.390	31.672	45.335	39.383	144.0	21:49.295	
11	3:30.943	1:07.270	1:20.902	1:02.771	79.5	25:25.388	11	3:30.961	1:07.329	1:20.218	1:03.414	79.5	25:20.256	
12	2:45.004	1:05.898	53.845	45.261	101.6	28:10.392	12	2:47.194	1:04.885	54.507	47.802	100.3	28:07.450	
13	1:47.918	32.344	43.393	32.181	155.4	29:58.310	13	1:46.991	32.411	42.762	31.818	156.7	29:54.441	
14	1:48.439	32.413	43.257	32.769	154.6	31:46.749	14	1:46.589	31.940	42.699	31.950	157.3	31:41.030	
97	Didier GLORIEUX BEL													
	Speed Lover Porsche 911 GT3 Cup													
1	2:01.679	39.760	48.131	33.788	133.6	2:01.679								
2	2:09.282	41.060	53.789	34.433	129.7	4:10.961								
3	3:07.027	52.653	1:22.048	52.326	89.6	7:17.988								