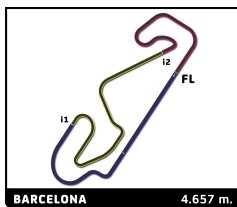


Porsche Carrera Cup France 4 Hours of Barcelona Race 2

Sector Analysis

— Invalidated Lap ■ Personal Best ■ Session Best B Crossing the pit lane

Lap	Time	Sector 1	Sector 2	Sector 3	Kph	Elapsed	Lap	Time	Sector 1	Sector 2	Sector 3	Kph	Elapsed		
1	Marvin KLEIN	FRA						7	Jérôme BOULLERY	FRA					
TFT Racing							Racing Technology								
Porsche 911 GT3 Cup							Porsche 911 GT3 Cup								
1	1:51.718	36.575	43.383	31.760	145.5	1:51.718	1	1:55.479	38.229	44.599	32.651	140.7	1:55.479		
2	1:46.367	31.740	43.014	31.613	157.6	3:38.085	2	1:47.529	32.128	43.315	32.086	155.9	3:43.008		
3	2:07.017	40.704	53.074	33.239	132.0	5:45.102	3	2:08.636	39.985	54.888	33.763	130.3	5:51.644		
4	3:14.166	51.117	1:29.428	53.621	86.3	8:59.268	4	3:15.473	49.144	1:29.760	56.569	85.8	9:07.117		
5	2:17.998	46.785	52.090	39.123	121.5	11:17.266	5	2:12.586	43.761	53.464	35.361	126.4	11:19.703		
6	1:46.592	32.137	42.674	31.781	157.3	13:03.858	6	1:47.466	32.301	43.194	31.971	156.0	13:07.169		
7	<u>1:46.387</u>	31.866	42.651	31.870	157.6	14:50.245	7	1:46.919	31.972	42.937	32.010	156.8	14:54.088		
8	<u>1:45.320</u>	31.614	42.335	31.371	159.2	16:35.565	8	1:47.048	31.922	42.831	32.295	156.6	16:41.136		
9	<u>1:46.469</u>	31.871	42.820	31.778	157.5	18:22.034	9	1:47.200	31.992	43.084	32.124	156.4	18:28.336		
10	<u>1:46.374</u>	32.022	42.941	31.411	157.6	20:08.408	10	1:46.688	31.823	42.913	31.952	157.1	20:15.024		
11	1:45.404	31.506	42.206	31.692	159.1	21:53.812	11	1:46.880	31.731	42.843	32.306	156.9	22:01.904		
12	1:45.520	31.650	42.230	31.640	158.9	23:39.332	12	1:46.797	31.876	42.716	32.205	157.0	23:48.701		
13	1:45.838	31.598	42.422	31.818	158.4	25:25.170	13	1:46.441	32.060	42.432	31.949	157.5	25:35.142		
14	1:46.250	31.680	42.268	32.302	157.8	27:11.420	14	1:47.010	32.005	42.580	32.425	156.7	27:22.152		
15	1:45.329	31.502	42.232	31.595	159.2	28:56.749	15	1:47.308	32.173	43.049	32.086	156.2	29:09.460		
16	1:45.493	31.581	42.300	31.612	158.9	30:42.242	16	1:47.392	32.133	43.113	32.146	156.1	30:56.852		
2	Marc GUILLOT	FRA						8	Christian JAQUILLARD	CHE					
HERRERO Racing							Racing Technology								
Porsche 911 GT3 Cup							Porsche 911 GT3 Cup								
1	1:56.626	38.528	44.873	33.225	139.3	1:56.626	1	2:01.900	42.416	46.062	33.422	133.3	2:01.900		
2	1:49.210	32.484	43.409	33.317	153.5	3:45.836	2	1:52.060	33.192	44.833	34.035	149.6	3:53.960		
3	2:08.597	39.662	54.807	34.128	130.4	5:54.433	3	2:14.402	42.422	55.787	36.193	124.7	6:08.362		
4	3:16.034	48.844	1:30.045	57.145	85.5	9:10.467	4	3:16.663	45.181	1:32.780	58.702	85.2	9:25.025		
5	2:10.784	44.881	50.760	35.143	128.2	11:21.251	5	2:06.452	47.011	45.266	34.175	132.6	11:31.477		
6	1:47.427	32.129	43.053	32.245	156.1	13:08.678	6	1:50.028	32.920	44.072	33.036	152.4	13:21.505		
7	1:47.208	31.927	43.149	32.132	156.4	14:55.886	7	1:50.878	33.050	44.614	33.214	151.2	15:12.383		
8	1:47.007	31.878	42.936	32.193	156.7	16:42.893	8	1:49.709	33.065	43.547	33.097	152.8	17:02.092		
9	1:47.730	31.978	42.667	33.085	155.6	18:30.623	9	1:50.014	32.623	44.100	33.291	152.4	18:52.106		
10	1:47.506	31.971	43.289	32.246	155.9	20:18.129	10	1:50.590	32.837	44.516	33.237	151.6	20:42.696		
11	1:46.410	31.844	42.555	32.011	157.6	22:04.539	11	1:50.421	32.898	44.153	33.370	151.8	22:33.117		
12	1:46.858	31.880	42.850	32.128	156.9	23:51.397	12	1:50.254	32.888	44.153	33.213	152.1	24:23.371		
13	1:46.622	31.900	42.535	32.187	157.2	25:38.019	13	1:50.613	33.284	44.026	33.303	151.6	26:13.984		
14	1:46.809	31.920	42.874	32.015	157.0	27:24.828	14	1:50.912	33.328	44.381	33.203	151.2	28:04.896		
15	1:47.096	32.017	42.794	32.285	156.5	29:11.924	15	1:50.735	32.843	44.556	33.336	151.4	29:55.631		
16	1:46.986	32.063	42.777	32.146	156.7	30:58.910	16	1:50.398	32.791	44.427	33.180	151.9	31:46.029		
5	Mathys JAUBERT	FRA						20	Mathieu CASALONGA	FRA					
TFT Racing							F4 Events Motorsport								
Porsche 911 GT3 Cup							Porsche 911 GT3 Cup								
1	1:52.409	37.020	43.489	31.900	144.6	1:52.409	1	<u>2:04.051</u>	42.691	47.335	34.025	131.0	2:04.051		
2	1:46.525	31.882	42.887	31.756	157.4	3:38.934	2	<u>1:55.305</u>	33.659	45.805	35.841	145.4	3:59.356		
3	2:07.300	41.333	53.867	32.100	131.7	5:46.234	3	2:09.658	38.726	55.198	35.734	129.3	6:09.014		
4	3:14.195	51.032	1:30.030	53.133	86.3	9:00.429	4	3:17.696	45.457	1:33.156	59.083	84.8	9:26.710		
5	2:17.264	46.839	52.425	38.000	122.1	11:17.693	5	<u>2:05.337</u>	46.206	45.454	33.677	133.8	11:32.047		
6	1:46.659	31.970	42.686	32.003	157.2	13:04.352	6	1:51.468	33.306	44.999	33.163	150.4	13:23.515		
7	1:47.688	31.881	42.984	32.823	155.7	14:52.040	7	1:50.395	32.684	44.531	33.180	151.9	15:13.910		
8	<u>1:47.164</u>	32.270	43.307	31.587	156.4	16:39.204	8	1:50.732	33.029	44.472	33.231	151.4	17:04.642		
9	1:46.325	31.899	42.707	31.719	157.7	18:25.529	9	1:50.391	32.752	44.424	33.215	151.9	18:55.033		
10	1:46.349	31.914	42.693	31.742	157.6	20:11.878	10	1:50.704	32.809	44.564	33.331	151.4	20:45.737		
11	1:46.173	31.862	42.560	31.751	157.9	21:58.051	11	2:05.385	32.899	58.994	33.492	133.7	22:51.122		
12	1:46.123	31.763	42.542	31.818	158.0	23:44.174	12	<u>1:50.812</u>	32.810	44.816	33.186	151.3	24:41.934		
13	1:46.373	31.710	42.707	31.956	157.6	25:30.547	13	<u>1:51.612</u>	33.228	44.994	33.390	150.2	26:33.546		
14	1:46.611	31.781	42.794	32.036	157.3	27:17.158	14	1:52.941	33.211	45.927	33.803	148.4	28:26.487		
15	1:46.287	31.954	42.602	31.731	157.7	29:03.445	15	1:51.297	32.996	44.786	33.515	150.6	30:17.784		
16	1:46.672	31.782	42.864	32.026	157.2	30:50.117	16	1:51.488	33.158	44.613	33.717	150.4	32:09.272		

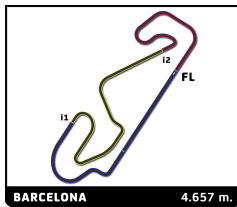


Porsche Carrera Cup France 4 Hours of Barcelona Race 2

Sector Analysis

— Invalidated Lap ■ Personal Best ■ Session Best B Crossing the pit lane

Lap	Time	Sector 1	Sector 2	Sector 3	Kph	Elapsed	Lap	Time	Sector 1	Sector 2	Sector 3	Kph	Elapsed		
21	Marc CINI						AUS	27	Marlon HERNANDEZ						FRA
Martinet by Alméras Porsche 911 GT3 Cup							ABM Porsche 911 GT3 Cup								
1	2:03.928	42.888	46.720	34.320	131.1	2:03.928	1	1:53.359	37.256	43.883	32.220	143.4	1:53.359		
2	1:56.199	33.757	45.669	36.773	144.3	4:00.127	2	1:47.944	31.824	43.315	32.805	155.3	3:41.303		
3	2:10.864	40.748	53.159	36.957	128.1	6:10.991	3	2:07.598	40.068	54.910	32.620	131.4	5:48.901		
4	3:16.975	44.481	1:32.739	59.755	85.1	9:27.966	4	3:13.793	49.726	1:29.976	54.091	86.5	9:02.694		
5	2:06.316	46.184	45.816	34.316	132.7	11:34.282	5	2:15.852	46.106	52.210	37.536	123.4	11:18.546		
6	1:51.866	33.239	44.809	33.818	149.9	13:26.148	6	1:46.830	32.142	42.774	31.914	156.9	13:05.376		
7	1:51.695	33.228	44.626	33.841	150.1	15:17.843	7	1:47.679	32.027	43.431	32.221	155.7	14:53.055		
8	1:51.356	33.368	44.528	33.460	150.6	17:09.199	8	1:47.847	32.135	43.347	32.365	155.5	16:40.902		
9	1:51.287	32.945	44.394	33.948	150.6	19:00.486	9	1:49.195	31.935	44.227	33.033	153.5	18:30.097		
10	1:52.675	33.143	45.298	34.234	148.8	20:53.161	10	1:49.993	32.124	45.348	32.521	152.4	20:20.090		
11	1:54.423	33.322	46.605	34.496	146.5	22:47.584	11	1:48.012	32.333	43.320	32.359	155.2	22:08.102		
12	1:53.971	33.540	45.549	34.882	147.1	24:41.555	12	1:48.007	32.346	43.301	32.360	155.2	23:56.109		
13	1:54.628	33.535	46.459	34.634	146.3	26:36.183	13	1:48.094	32.259	43.368	32.467	155.1	25:44.203		
14	1:54.861	33.650	45.609	35.602	146.0	28:31.044	14	1:47.833	32.244	43.178	32.411	155.5	27:32.036		
15	2:06.692	36.611	50.826	39.255	132.3	30:37.736	15	1:47.602	32.143	43.290	32.169	155.8	29:19.638		
16	2:08.927	38.161	51.082	39.684	130.0	32:46.663	16	1:47.305	32.091	42.994	32.220	156.2	31:06.943		
22	Alessandro GHIRETTI						FRA	29	Louis ROUSSET						FRA
Martinet by Alméras Porsche 911 GT3 Cup							Forestier Racing CLRT Porsche 911 GT3 Cup								
1	1:49.847	35.351	42.916	31.580	147.9	1:49.847	1	1:50.824	36.152	43.011	31.661	146.6	1:50.824		
2	1:45.847	31.763	42.479	31.605	158.4	3:35.694	2	1:46.499	31.746	43.130	31.623	157.4	3:37.323		
3	2:04.821	39.630	51.261	33.930	134.3	5:40.515	3	2:04.616	39.738	51.427	33.451	134.5	5:41.939		
4	3:15.145	52.095	1:29.394	53.656	85.9	8:55.660	4	3:14.970	52.335	1:29.597	53.038	86.0	8:56.909		
5	2:20.094	45.825	53.640	40.629	119.7	11:15.754	5	2:19.878	47.248	53.013	39.617	119.9	11:16.787		
6	1:46.127	32.094	42.497	31.536	158.0	13:01.881	6	1:46.246	31.981	42.550	31.715	157.8	13:03.033		
7	1:45.900	31.860	42.437	31.603	158.3	14:47.781	7	1:46.002	31.762	42.617	31.623	158.2	14:49.035		
8	1:45.623	31.655	42.231	31.737	158.7	16:33.404	8	1:46.081	31.742	42.497	31.842	158.0	16:35.116		
9	1:46.384	31.727	42.358	32.299	157.6	18:19.788	9	1:46.679	32.230	42.735	31.714	157.2	18:21.795		
10	1:46.560	32.277	42.493	31.790	157.3	20:06.348	10	1:48.588	32.005	44.540	32.043	154.4	20:10.383		
11	1:45.711	31.614	42.332	31.765	158.6	21:52.059	11	1:46.141	31.734	42.670	31.737	158.0	21:56.524		
12	1:46.331	31.719	42.457	32.155	157.7	23:38.390	12	1:46.168	31.681	42.722	31.765	157.9	23:42.692		
13	1:46.138	31.827	42.497	31.814	158.0	25:24.528	13	1:46.171	31.786	42.628	31.757	157.9	25:28.863		
14	1:45.773	31.722	42.251	31.800	158.5	27:10.301	14	1:47.257	31.868	43.484	31.905	156.3	27:16.120		
15	1:45.444	31.680	42.195	31.569	159.0	28:55.745	15	1:46.022	31.925	42.380	31.717	158.1	29:02.142		
16	1:45.483	31.584	42.325	31.574	158.9	30:41.228	16	1:46.771	31.821	42.914	32.036	157.0	30:48.913		
24	Alexandre LEROY						BEL	38	Sébastien DUSSOLLIET						FRA
TFT Racing Porsche 911 GT3 Cup							ABM Porsche 911 GT3 Cup								
1	2:01.232	41.983	45.916	33.333	134.1	2:01.232	1	1:57.093	39.387	44.613	33.093	138.8	1:57.093		
2	1:52.825	33.267	44.700	34.858	148.6	3:54.057	2	1:49.195	32.510	43.493	33.192	153.5	3:46.288		
3	2:11.962	40.152	56.838	34.972	127.0	6:06.019	3	2:09.196	39.866	55.177	34.153	129.8	5:55.484		
4	3:17.214	46.582	1:32.161	58.471	85.0	9:23.233	4	3:15.645	48.368	1:30.338	56.939	85.7	9:11.129		
5	2:07.393	47.478	45.481	34.434	131.6	11:30.626	5	2:10.895	45.184	50.601	35.110	128.1	11:22.024		
6	1:50.525	33.185	44.186	33.154	151.7	13:21.151	6	1:47.715	32.367	43.272	32.076	155.6	13:09.739		
7	1:49.944	32.968	44.147	32.829	152.5	15:11.095	7	1:47.151	32.001	42.976	32.174	156.5	14:56.890		
8	1:49.876	32.915	43.768	33.193	152.6	17:00.971	8	1:47.084	31.810	43.011	32.263	156.6	16:43.974		
9	1:50.389	33.183	44.115	33.091	151.9	18:51.360	9	1:47.204	31.926	43.108	32.170	156.4	18:31.178		
10	1:50.149	33.020	44.175	32.954	152.2	20:41.509	10	1:47.814	32.207	43.414	32.193	155.5	20:18.992		
11	1:50.322	33.009	44.061	33.252	152.0	22:31.831	11	1:47.785	31.973	43.176	32.636	155.5	22:06.777		
12	1:50.714	33.215	44.179	33.320	151.4	24:22.545	12	1:47.078	31.967	42.930	32.181	156.6	23:53.855		
13	1:49.939	32.868	44.016	33.055	152.5	26:12.484	13	1:47.063	31.967	42.790	32.306	156.6	25:40.918		
14	1:50.945	33.637	44.083	33.225	151.1	28:03.429	14	1:47.002	31.927	42.769	32.306	156.7	27:27.920		
15	1:51.037	33.598	44.213	33.226	151.0	29:54.466	15	1:47.137	31.991	43.083	32.063	156.5	29:15.057		
16	1:50.711	33.319	44.151	33.241	151.4	31:45.177	16	1:47.104	31.970	42.940	32.194	156.5	31:02.161		

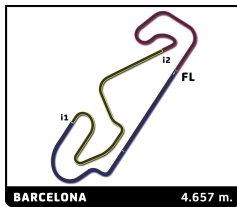


Porsche Carrera Cup France 4 Hours of Barcelona Race 2

Sector Analysis

— Invalidated Lap ■ Personal Best ■ Session Best B Crossing the pit lane

Lap	Time	Sector 1	Sector 2	Sector 3	Kph	Elapsed	Lap	Time	Sector 1	Sector 2	Sector 3	Kph	Elapsed		
49	Karim AJLANI						CHE	59	Maxence MAURICE						FRA
ABM Porsche 911 GT3 Cup							IMSAs LS Group Performance Porsche 911 GT3 Cup								
1	2:00.055	40.630	45.101	34.324	135.4	2:00.055	1	1:57.853	39.635	45.008	33.210	137.9	1:57.853		
2	1:52.367	33.053	45.040	34.274	149.2	3:52.422	2	1:50.718	32.757	44.404	33.557	151.4	3:48.571		
3	2:11.981	39.624	57.447	34.910	127.0	6:04.403	3	2:10.070	39.490	56.579	34.001	128.9	5:58.641		
4	3:17.134	46.593	1:32.301	58.240	85.0	9:21.537	4	3:17.070	47.708	1:30.848	58.514	85.1	9:15.711		
5	2:07.169	46.666	46.454	34.049	131.8	11:28.706	5	2:08.373	45.177	49.456	33.740	130.6	11:24.084		
6	<u>1:50.488</u>	33.070	44.208	33.210	151.7	13:19.194	6	1:48.585	32.474	43.594	32.517	154.4	13:12.669		
7	<u>1:49.454</u>	32.537	43.805	33.112	153.2	15:08.648	7	1:48.097	32.330	43.270	32.497	155.1	15:00.766		
8	1:50.507	32.881	44.202	33.424	151.7	16:59.155	8	1:48.404	33.124	43.074	32.206	154.7	16:49.170		
9	1:49.768	32.559	44.013	33.196	152.7	18:48.923	9	1:47.734	32.024	43.095	32.615	155.6	18:36.904		
10	1:49.994	32.794	43.855	33.345	152.4	20:38.917	10	1:48.114	32.200	43.371	32.543	155.1	20:25.018		
11	<u>1:50.286</u>	32.882	43.971	33.433	152.0	22:29.203	11	1:47.914	32.180	43.158	32.576	155.4	22:12.932		
12	1:49.610	32.635	43.843	33.132	153.0	24:18.813	12	1:47.588	32.208	43.012	32.368	155.8	24:00.520		
13	1:50.245	32.735	44.130	33.380	152.1	26:09.058	13	1:47.333	32.017	42.952	32.364	156.2	25:47.853		
14	2:51.564 B	39.710	1:09.705	1:02.149	97.7	29:00.622	14	1:47.353	31.856	43.207	32.290	156.2	27:35.206		
15							15	1:47.839	32.030	43.047	32.762	155.5	29:23.045		
16							16	1:47.808	32.124	43.146	32.538	155.5	31:10.853		
53	Arthur MATHIEU						FRA	66	Gilles COLOMBANI						FRA
Martinet by Alméras Porsche 911 GT3 Cup							Team Claret Sport Porsche 911 GT3 Cup								
1	1:56.068	38.254	44.800	33.014	140.0	1:56.068	1	2:00.390	40.998	45.665	33.727	135.0	2:00.390		
2	<u>1:47.997</u>	32.239	43.415	32.343	155.2	3:44.065	2	1:50.484	32.898	44.090	33.496	151.7	3:50.874		
3	2:08.370	39.206	55.346	33.818	130.6	5:52.435	3	2:12.025	39.843	57.716	34.466	127.0	6:02.899		
4	3:15.921	49.147	1:29.974	56.800	85.6	9:08.356	4	3:17.872	47.426	1:31.904	58.542	84.7	9:20.771		
5	2:11.773	44.678	52.199	34.896	127.2	11:20.129	5	2:06.924	46.518	46.633	33.773	132.1	11:27.695		
6	1:47.820	32.336	43.225	32.259	155.5	13:07.949	6	1:49.466	32.823	43.958	32.685	153.2	13:17.161		
7	1:46.836	31.912	42.725	32.199	156.9	14:54.785	7	<u>1:48.436</u>	32.436	43.487	32.513	154.6	15:05.597		
8	1:46.829	31.943	42.755	32.131	156.9	16:41.614	8	<u>1:48.995</u>	32.609	43.459	32.927	153.8	16:54.592		
9	1:47.093	31.971	42.981	32.141	156.5	18:28.707	9	1:49.391	32.392	43.978	33.021	153.3	18:43.983		
10	1:47.313	31.956	43.015	32.342	156.2	20:16.020	10	1:49.907	32.441	44.604	32.862	152.5	20:33.890		
11	1:47.172	32.011	42.930	32.231	156.4	22:03.192	11	1:48.881	32.397	43.581	32.903	154.0	22:22.771		
12	1:46.801	31.964	42.799	32.038	157.0	23:49.993	12	1:48.185	32.326	43.257	32.602	155.0	24:10.956		
13	1:47.290	31.831	43.071	32.388	156.3	25:37.283	13	<u>1:48.858</u>	32.468	43.672	32.718	154.0	25:59.814		
14	1:46.845	31.959	42.640	32.246	156.9	27:24.128	14	1:48.841	32.564	43.298	32.979	154.0	27:48.655		
15	1:47.384	32.067	43.104	32.213	156.1	29:11.512	15	1:49.504	32.472	43.957	33.075	153.1	29:38.159		
16	1:46.884	31.898	42.867	32.119	156.9	30:58.396	16	1:49.820	32.836	43.877	33.107	152.7	31:27.979		
56	Frédéric ANCEL						FRA	73	Sébastien POISSON						FRA
Porsche Lorient Racing Porsche 911 GT3 Cup							ABM Porsche 911 GT3 Cup								
1	1:59.433	39.952	45.640	33.841	136.1	1:59.433	1	1:58.440	39.620	45.283	33.537	137.2	1:58.440		
2	1:50.766	32.468	44.545	33.753	151.4	3:50.199	2	1:51.338	32.576	45.014	33.748	150.6	3:49.778		
3	2:11.100	39.558	57.807	33.735	127.9	6:01.299	3	2:10.658	39.413	57.360	33.885	128.3	6:00.436		
4	3:18.284	48.234	1:31.690	58.360	84.6	9:19.583	4	3:17.818	48.294	1:30.695	58.829	84.8	9:18.254		
5	2:07.108	45.653	47.607	33.848	131.9	11:26.691	5	2:07.701	44.198	49.728	33.775	131.3	11:25.955		
6	1:48.927	32.862	43.551	32.514	153.9	13:15.618	6	1:48.475	32.432	43.506	32.537	154.6	13:14.430		
7	1:47.663	32.284	43.048	32.331	155.7	15:03.281	7	1:47.870	32.066	43.107	32.697	155.4	15:02.300		
8	1:49.109	33.486	43.055	32.568	153.7	16:52.390	8	1:49.313	33.559	43.274	32.480	153.4	16:51.613		
9	1:48.226	32.205	43.401	32.620	154.9	18:40.616	9	1:47.889	32.026	43.345	32.518	155.4	18:39.502		
10	1:48.191	32.344	43.281	32.566	155.0	20:28.807	10	1:48.092	32.022	43.213	32.857	155.1	20:27.594		
11	1:48.128	32.129	43.330	32.669	155.0	22:16.935	11	1:48.265	32.247	43.196	32.822	154.9	22:15.859		
12	1:48.463	32.112	43.500	32.851	154.6	24:05.398	12	1:48.032	32.098	43.292	32.642	155.2	24:03.891		
13	1:47.929	32.102	43.412	32.415	155.3	25:53.327	13	1:48.287	32.112	43.410	32.765	154.8	25:52.178		
14	1:48.330	32.205	43.441	32.684	154.8	27:41.657	14	1:48.482	32.373	43.272	32.837	154.5	27:40.660		
15	1:47.916	32.254	43.109	32.553	155.4	29:29.573	15	<u>1:48.061</u>	32.333	43.158	32.570	155.1	29:28.721		
16	1:49.653	32.319	44.500	32.834	152.9	31:19.226	16	1:49.520	32.300	44.376	32.844	153.1	31:18.241		

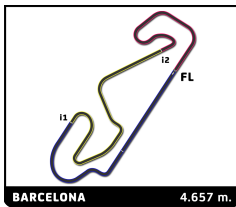


Porsche Carrera Cup France 4 Hours of Barcelona Race 2

Sector Analysis

— Invalidated Lap ■ Personal Best ■ Session Best B Crossing the pit lane

Lap	Time	Sector 1	Sector 2	Sector 3	Kph	Elapsed	Lap	Time	Sector 1	Sector 2	Sector 3	Kph	Elapsed		
74	Victor BLUGEON						FRA	78	Dominique BASTIEN						USA
ABM Porsche 911 GT3 Cup							Speed Lover Porsche 911 GT3 Cup								
1	1:57.335	39.073	45.140	33.122	138.5	1:57.335	1	2:04.728	45.352	45.810	33.566	130.3	2:04.728		
2	1:50.335	32.965	44.291	33.079	151.9	3:47.670	2	1:55.670	33.570	45.795	36.305	144.9	4:00.398		
3	2:09.733	39.589	56.402	33.742	129.2	5:57.403	3	2:10.990	42.347	52.368	36.275	128.0	6:11.388		
4	3:16.523	48.142	1:30.698	57.683	85.3	9:13.926	4	3:17.804	44.829	1:33.205	59.770	84.8	9:29.192		
5	2:09.228	45.096	50.388	33.744	129.7	11:23.154	5	2:35.633	45.807	46.258	1:03.568	107.7	12:04.825		
6	<u>1:47.031</u>	32.148	42.825	32.058	156.6	13:10.185	6	1:55.949	34.008	47.743	34.198	144.6	14:00.774		
7	1:47.096	32.011	42.837	32.248	156.5	14:57.281	7	1:53.926	34.136	45.675	34.115	147.2	15:54.700		
8	<u>1:47.040</u>	32.070	42.868	32.102	156.6	16:44.321	8	1:52.718	33.740	44.904	34.074	148.7	17:47.418		
9	<u>1:47.207</u>	32.132	42.926	32.149	156.4	18:31.528	9	1:52.784	33.564	45.205	34.015	148.6	19:40.202		
10	1:47.862	32.017	43.524	32.321	155.4	20:19.390	10	1:52.040	33.251	45.163	33.626	149.6	21:32.242		
11	1:47.084	31.954	42.907	32.223	156.6	22:06.474	11	1:52.081	33.289	44.560	34.232	149.6	23:24.323		
12	1:47.043	31.789	42.981	32.273	156.6	23:53.517	12	1:52.660	33.516	45.260	33.884	148.8	25:16.983		
13	<u>1:46.926</u>	31.832	42.988	32.106	156.8	25:40.443	13	1:56.472	33.885	45.817	36.770	143.9	27:13.455		
14	1:47.133	31.934	43.010	32.189	156.5	27:27.576	14	2:10.601	41.045	51.893	37.663	128.4	29:24.056		
15	<u>1:47.268</u>	32.091	43.054	32.123	156.3	29:14.844	15	1:59.698	35.611	48.518	35.569	140.1	31:23.754		
16	1:46.915	31.951	42.877	32.087	156.8	31:01.759									
76	Louis PERROT						FRA	79	Johannes ZELGER						ITA
IMSAs LS Group Performance Porsche 911 GT3 Cup							Tsunami RT Porsche 911 GT3 Cup								
1	1:53.688	37.415	43.940	32.333	142.9	1:53.688	1	2:00.943	41.520	45.709	33.714	134.4	2:00.943		
2	1:47.155	31.909	43.118	32.128	156.5	3:40.843	2	1:52.031	32.973	44.835	34.223	149.6	3:52.974		
3	2:06.560	40.031	54.131	32.398	132.5	5:47.403	3	2:12.367	39.865	57.693	34.809	126.7	6:05.341		
4	3:14.207	50.674	1:29.955	53.578	86.3	9:01.610	4	3:17.108	46.683	1:32.253	58.172	85.1	9:22.449		
5	2:16.619	46.493	52.402	37.724	122.7	11:18.229	5	2:06.808	47.707	45.388	33.713	132.2	11:29.257		
6	1:46.655	32.158	42.597	31.900	157.2	13:04.884	6	1:50.522	33.106	44.272	33.144	151.7	13:19.779		
7	<u>1:46.956</u>	31.884	42.526	32.546	156.7	14:51.840	7	1:49.534	32.628	43.942	32.964	153.1	15:09.313		
8	<u>1:48.082</u>	32.579	43.534	31.969	155.1	16:39.922	8	1:50.349	32.700	44.220	33.429	151.9	16:59.662		
9	1:46.305	31.847	42.581	31.877	157.7	18:26.227	9	<u>1:50.077</u>	32.629	44.051	33.397	152.3	18:49.739		
10	1:46.466	32.006	42.670	31.790	157.5	20:12.693	10	1:50.229	32.888	43.947	33.394	152.1	20:39.968		
11	<u>1:46.303</u>	31.678	42.640	31.985	157.7	21:58.996	11	1:49.778	32.727	44.022	33.029	152.7	22:29.746		
12	<u>1:46.185</u>	31.718	42.434	32.033	157.9	23:45.181	12	1:49.870	32.747	43.879	33.244	152.6	24:19.616		
13	1:46.321	31.775	42.579	31.967	157.7	25:31.502	13	1:49.851	32.805	43.798	33.248	152.6	26:09.467		
14	<u>1:46.487</u>	31.870	42.623	31.994	157.4	27:17.989	14	2:00.695	40.341	45.978	34.376	138.9	28:10.162		
15	1:46.523	32.024	42.583	31.916	157.4	29:04.512	15	1:53.261	33.530	45.282	34.449	148.0	30:03.423		
16	1:46.276	31.839	42.553	31.884	157.8	30:50.788	16	1:53.810	33.458	45.401	34.951	147.3	31:57.233		
77	Jérémy SARHY						FRA	89	Bashar MARDINI						CAN
Racing Technology Porsche 911 GT3 Cup							Tsunami RT Porsche 911 GT3 Cup								
1	1:54.190	37.815	43.918	32.457	142.3	1:54.190	1	1:56.321	37.845	45.101	33.375	139.7	1:56.321		
2	1:47.522	32.055	42.912	32.555	155.9	3:41.712	2	1:48.225	32.385	43.371	32.469	154.9	3:44.546		
3	2:09.282	40.219	54.981	34.082	129.7	5:50.994	3	2:08.731	39.606	55.061	34.064	130.2	5:53.277		
4	3:13.865	48.279	1:30.063	55.523	86.5	9:04.859	4	3:15.934	49.172	1:30.253	56.509	85.6	9:09.211		
5	2:14.451	45.112	51.779	37.560	124.7	11:19.310	5	2:11.530	45.159	51.291	35.080	127.5	11:20.741		
6	1:46.559	31.997	42.520	32.042	157.3	13:05.869	6	1:47.509	32.144	43.218	32.147	155.9	13:08.250		
7	1:46.507	31.840	42.507	32.160	157.4	14:52.376	7	<u>1:47.297</u>	32.189	42.941	32.167	156.3	14:55.547		
8	1:47.930	32.226	43.528	32.176	155.3	16:40.306	8	1:46.899	31.894	42.855	32.150	156.8	16:42.446		
9	1:46.197	31.752	42.602	31.843	157.9	18:26.503	9	1:48.450	31.811	42.975	33.664	154.6	18:30.896		
10	1:46.749	32.007	42.867	31.875	157.1	20:13.252	10	<u>1:47.667</u>	32.204	43.169	32.294	155.7	20:18.563		
11	1:46.329	31.731	42.690	31.908	157.7	21:59.581	11	1:47.068	31.899	43.012	32.157	156.6	22:05.631		
12	1:46.261	31.622	42.647	31.992	157.8	23:45.842	12	1:46.846	31.802	42.894	32.150	156.9	23:52.477		
13	1:46.525	31.655	42.969	31.901	157.4	25:32.367	13	1:46.945	31.749	43.004	32.192	156.8	25:39.422		
14	1:46.339	31.842	42.494	32.003	157.7	27:18.706	14	1:47.385	32.504	42.752	32.129	156.1	27:26.807		
15	1:46.613	31.905	42.512	32.196	157.3	29:05.319	15	1:47.263	32.123	42.927	32.213	156.3	29:14.070		
16	1:46.591	31.842	42.722	32.027	157.3	30:51.910	16	1:47.154	31.952	43.103	32.099	156.5	31:01.224		



Porsche Carrera Cup France 4 Hours of Barcelona Race 2

Sector Analysis

— Invalidated Lap ■ Personal Best ■ Session Best B Crossing the pit lane

Lap	Time	Sector 1	Sector 2	Sector 3	Kph	Elapsed	Lap	Time	Sector 1	Sector 2	Sector 3	Kph	Elapsed		
97	Didier GLORIEUX						BEL	911	Christophe LAPIERRE						FRA
	Speed Lover						Porsche 911 GT3 Cup		Martinet by Alméras						Porsche 911 GT3 Cup
1	1:58.701	40.130	45.169	33.402	136.9	1:58.701	1	1:56.957	39.031	44.823	33.103	139.0	1:56.957		
2	1:50.210	32.646	44.149	33.415	152.1	3:48.911	2	<u>1:50.162</u>	33.239	43.706	33.217	152.2	3:47.119		
3	2:10.147	39.563	57.108	33.476	128.8	5:59.058	3	2:09.305	39.672	55.816	33.817	129.7	5:56.424		
4	3:17.597	48.362	1:30.508	58.727	84.8	9:16.655	4	3:15.895	48.457	1:30.379	57.059	85.6	9:12.319		
5	2:08.404	44.663	50.110	33.631	130.6	11:25.059	5	<u>2:10.728</u>	45.337	50.170	35.221	128.2	11:23.047		
6	1:48.067	32.285	43.401	32.381	155.1	13:13.126	6	1:49.030	33.156	43.593	32.281	153.8	13:12.077		
7	1:47.946	32.275	43.264	32.407	155.3	15:01.072	7	1:48.209	32.592	43.248	32.369	154.9	15:00.286		
8	1:55.497	39.996	42.933	32.568	145.2	16:56.569	8	1:48.003	32.452	43.224	32.327	155.2	16:48.289		
9	1:47.766	32.166	43.170	32.430	155.6	18:44.335	9	1:47.952	32.454	43.234	32.264	155.3	18:36.241		
10	1:48.148	32.383	43.507	32.258	155.0	20:32.483	10	1:47.922	32.427	43.245	32.250	155.3	20:24.163		
11	1:48.013	32.235	42.974	32.804	155.2	22:20.496	11	1:48.039	32.482	43.335	32.222	155.2	22:12.202		
12	1:47.230	32.072	42.959	32.199	156.3	24:07.726	12	1:47.677	32.324	43.134	32.219	155.7	23:59.879		
13	1:47.483	32.105	43.113	32.265	156.0	25:55.209	13	1:47.139	32.167	42.923	32.049	156.5	25:47.018		
14	1:47.273	32.017	43.050	32.206	156.3	27:42.482	14	1:47.662	32.344	43.072	32.246	155.7	27:34.680		
15	1:47.519	32.065	43.038	32.416	155.9	29:30.001	15	1:47.873	32.244	42.972	32.657	155.4	29:22.553		
16	1:49.787	32.222	44.338	33.227	152.7	31:19.788	16	1:47.917	32.328	43.080	32.509	155.4	31:10.470		
98	Dorian BOCCOLACCI						FRA								
	Forestier Racing CLRT						Porsche 911 GT3 Cup								
1	1:50.290	35.522	43.163	31.605	147.4	1:50.290									
2	1:45.922	31.702	42.674	31.546	158.3	3:36.212									
3	2:05.019	39.982	51.408	33.629	134.1	5:41.231									
4	3:15.161	52.078	1:29.460	53.623	85.9	8:56.392									
5	<u>2:19.563</u>	46.593	53.219	39.751	120.1	11:15.955									
6	<u>1:46.374</u>	32.105	42.721	31.548	157.6	13:02.329									
7	1:45.720	31.683	42.462	31.575	158.6	14:48.049									
8	1:45.758	31.799	42.315	31.644	158.5	16:33.807									
9	1:46.198	31.547	42.382	32.269	157.9	18:20.005									
10	1:46.738	32.246	42.808	31.684	157.1	20:06.743									
11	1:45.632	31.640	42.361	31.631	158.7	21:52.375									
12	1:50.725	31.744	42.401	36.580	151.4	23:43.100									
13	1:46.066	31.715	42.696	31.655	158.1	25:29.166									
14	1:46.073	31.783	42.646	31.644	158.1	27:15.239									
15	1:45.665	31.656	42.326	31.683	158.7	29:00.904									
16	1:45.458	31.543	42.441	31.474	159.0	30:46.362									
99	Benjamin PAQUE						BEL								
	Forestier Racing CLRT						Porsche 911 GT3 Cup								
1	1:51.422	36.364	43.300	31.758	145.9	1:51.422									
2	1:46.205	31.672	42.819	31.714	157.9	3:37.627									
3	2:07.062	40.287	52.415	34.360	131.9	5:44.689									
4	3:13.554	50.416	1:29.735	53.403	86.6	8:58.243									
5	2:18.892	46.850	52.649	39.393	120.7	11:17.135									
6	1:46.597	31.892	42.838	31.867	157.3	13:03.732									
7	1:47.119	31.794	42.718	32.607	156.5	14:50.851									
8	<u>1:46.205</u>	32.213	42.377	31.615	157.9	16:37.056									
9	1:45.804	31.660	42.502	31.642	158.5	18:22.860									
10	1:46.372	31.787	42.981	31.604	157.6	20:09.232									
11	1:45.929	31.506	42.634	31.789	158.3	21:55.161									
12	1:46.103	31.584	42.581	31.938	158.0	23:41.264									
13	1:46.045	31.799	42.374	31.872	158.1	25:27.309									
14	1:46.110	31.484	42.373	32.253	158.0	27:13.419									
15	1:45.952	31.741	42.511	31.700	158.2	28:59.371									
16	1:45.937	31.559	42.444	31.934	158.3	30:45.308									