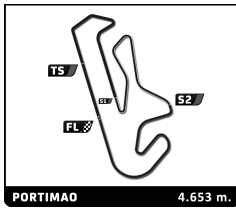


European Le Mans Series
4 Hours of Algarve
Free Practice 1

Sector Analysis

Lap under Red Flag											Invalidated Lap	Personal Best	Session Best	B Crossing the pit lane				
Lap	D	Time	Sector 1	Sector 2	Sector 3	T. Spd	Elapsed		Lap	D	Time	Sector 1	Sector 2	Sector 3	T. Spd	Elapsed		
3	DKR Engineering						Oreca 07 - Gibson											
	1.Tom VAN ROMPUY						3.Nathanael BERTHON					LMP2 Pro/Am						
	2.Sebastian ALVAREZ																	
1	3	3:49.376	2:35.281	35.460	38.635		3:49.376		51	3	1:37.881	30.446	31.720	35.715	287.2	2:14:22.892		
2	3	1:47.493	34.488	34.389	38.616	279.1	5:36.869		52	3	1:36.726	30.069	31.202	35.455	288.8	2:15:59.618		
3	3	1:54.314	B 33.868	34.423	46.023	282.0	7:31.183		53	3	1:38.516	29.881	32.840	35.795	288.0	2:17:38.134		
4	3	4:25.471	B 2:05.938	1:02.134	1:17.399		11:56.654		54	3	1:36.975	29.937	31.236	35.802	288.8	2:19:15.109		
5	3	15:12.086	...	36.349	41.939		27:08.740		55	3	1:48.870	30.895	32.135	45.840	285.7	2:21:03.979		
6	3	1:45.387	32.268	32.378	40.741	279.8	28:54.127		56	1	17:12.838	...	40.619	45.793		2:38:16.817		
7	3	1:40.359	30.542	31.136	38.681	287.2	30:34.486		57	1	1:56.125	36.308	37.663	42.154	262.1	2:40:12.942		
8	3	1:37.907	30.612	31.156	36.139	288.8	32:12.393		58	1	1:51.030	33.753	35.951	41.326	278.4	2:42:03.972		
9	3	1:34.562	29.466	30.403	34.693	291.1	33:46.955		59	1	1:49.176	33.564	35.152	40.460	279.8	2:43:53.148		
10	3	1:34.705	29.577	30.499	34.629	289.5	35:21.660		60	1	1:49.575	32.656	35.276	41.643	282.0	2:45:42.723		
11	3	1:45.582	B 29.545	30.475	45.562	289.5	37:07.242		61	1	1:49.104	33.044	34.454	41.606	279.1	2:47:31.827		
12	1	5:08.949	3:48.508	38.121	42.320		42:16.191		62	1	1:48.373	32.692	34.556	41.125	282.0	2:49:20.200		
13	1	2:17.561	B 36.182	43.820	57.559	280.5	44:33.752		63	1	1:50.256	33.455	34.963	41.838	281.2	2:51:10.456		
14	2	15:54.499	...	32.882	36.000		1:00:28.251		64	1	1:48.817	33.000	34.795	41.022	281.2	2:52:59.273		
15	2	1:39.769	31.705	31.759	36.305	287.2	1:02:08.020		65	1	1:56.565	B 33.289	35.391	47.885	280.5	2:54:55.838		
16	2	1:37.282	29.761	32.595	34.926	288.0	1:03:45.302		4 DKR Engineering									
17	2	1:35.604	29.642	31.156	34.806	288.0	1:05:20.906		1.Alexander BUKHANTSOV 3.Pedro PERINO									
18	2	1:35.331	29.724	30.772	34.835	288.0	1:06:56.237		2.James WINSLOW									
19	2	1:37.263	30.140	30.805	36.318	287.2	1:08:33.500		1	3	2:14.430	56.707	37.083	40.640		2:14.430		
20	2	1:37.138	29.762	31.224	36.152	285.7	1:10:10.638		2	3	1:57.795	B 35.162	34.185	48.448	255.9	4:12.225		
21	2	1:36.505	30.140	31.427	34.938	287.2	1:11:47.143		3	3	23:00.635	...	38.297	41.604		27:12.860		
22	2	1:35.461	29.609	30.784	35.068	287.2	1:13:22.604		4	3	1:46.046	34.126	33.375	38.545	257.1	28:58.906		
23	2	1:36.393	30.324	30.727	35.342	289.5	1:14:58.997		5	3	1:44.254	33.088	34.068	37.098	266.7	30:43.160		
24	2	1:42.738	B 29.755	31.973	41.010	288.0	1:16:41.735		6	3	1:40.747	31.911	32.124	36.712	267.3	32:23.907		
25	2	8:31.077	7:24.324	31.375	35.378		1:25:12.812		7	3	1:39.938	31.352	31.931	36.655	269.3	34:03.845		
26	2	1:35.315	29.733	30.798	34.784	287.2	1:26:48.127		8	3	1:39.825	31.406	31.825	36.594	268.7	35:43.670		
27	2	1:37.491	29.902	32.233	35.356	288.0	1:28:25.618		9	3	1:47.459	33.032	35.266	39.161	272.0	37:31.129		
28	2	1:37.549	30.994	31.133	35.422	288.0	1:30:03.167		10	3	1:42.817	31.312	31.828	39.677	267.3	39:13.946		
29	2	1:37.802	30.005	31.788	36.009	287.2	1:31:40.969		11	3	1:54.415	B 31.260	32.299	50.856	268.0	41:08.361		
30	2	1:35.684	29.768	31.080	34.836	288.0	1:33:16.653		12	2	25:22.728	...	34.256	38.422		1:06:31.089		
31	2	1:35.460	29.625	30.898	34.937	288.8	1:34:52.113		13	2	1:43.301	32.683	32.682	37.936	260.9	1:08:14.390		
32	2	1:36.063	29.830	31.331	34.902	288.8	1:36:28.176		14	2	1:43.250	31.818	33.560	37.872	260.9	1:09:57.640		
33	2	1:37.256	30.133	30.719	36.404	289.5	1:38:05.432		15	2	1:40.789	31.687	32.316	36.786	264.1	1:11:38.429		
34	2	1:44.357	B 30.470	32.182	41.705	284.2	1:39:49.789		16	2	1:42.821	31.957	32.682	38.182	264.7	1:13:21.250		
35	1	3:42.132	2:32.416	32.917	36.799		1:43:31.921		17	2	1:48.963	35.519	34.751	38.693	265.4	1:15:10.213		
36	1	1:40.549	31.481	31.968	37.100	285.7	1:45:12.470		18	2	1:56.103	B 35.000	34.909	46.194	266.0	1:17:06.316		
37	1	1:40.213	31.387	32.875	35.951	287.2	1:46:52.683		19	2	11:16.577	...	33.347	38.897		1:28:22.893		
38	1	1:38.456	30.851	31.724	35.881	287.2	1:48:31.139		20	2	1:43.861	31.846	32.387	39.628	263.4	1:30:06.754		
39	1	1:38.549	30.519	32.022	36.008	286.5	1:50:09.688		21	2	1:58.420	32.360	38.592	47.468	265.4	1:32:05.174		
40	1	1:38.152	30.684	31.585	35.883	285.0	1:51:47.840		22	2	1:43.725	33.275	33.265	37.185	265.4	1:33:48.899		
41	1	1:39.166	30.794	31.753	36.619	287.2	1:53:27.006		23	2	1:41.308	31.789	32.513	37.006	267.3	1:35:30.207		
42	1	2:08.674	30.760	33.377	1:04.537	285.7	1:55:35.680		24	2	1:41.796	31.973	32.633	37.190	268.0	1:37:12.003		
43	1	3:29.802	1:12.505	1:01.178	1:16.119	80.5	1:59:05.482		25	2	1:41.710	31.700	32.740	37.270	268.0	1:38:53.713		
44	1	1:49.973	B 35.730	32.667	41.576	235.3	2:00:55.455		26	2	1:50.901	B 31.750	33.236	45.915	268.0	1:40:44.614		
45	3	3:44.681	2:37.454	31.573	35.654		2:04:40.136		27	1	4:45.563	3:32.604	34.367	38.592		1:45:30.177		
46	3	1:36.575	30.199	30.996	35.380	285.7	2:06:16.711		28	1	1:44.949	33.205	33.306	38.438	262.8	1:47:15.126		
47	3	1:36.743	30.379	31.000	35.364	288.8	2:07:53.454		29	1	1:43.160	32.130	32.711	38.319	266.7	1:48:58.286		
48	3	1:36.863	29.894	31.294	35.675	287.2	2:09:30.317		30	1	1:45.895	33.739	33.763	38.393	266.0	1:50:44.181		
49	3	1:36.091	29.796	31.050	35.245	288.8	2:11:06.408		31	1	1:44.751	32.673	34.078	38.000	266.7	1:52:28.932		
50	3	1:38.603	31.042	31.699	35.862	287.2	2:12:45.011		32	1	1:45.072	32.596	34.364	38.112	266.0	1:54:14.004		
									33	1	2:46.068	32.148	1:00.181	1:13.739	268.0	1:57:00.072		
									34	1	2:38.297	1:13.051	47.160	38.086	79.1	1:59:38.369		
									35	1	1:43.916	32.447	33.626	37.843	265.4	2:01:22.285		





European Le Mans Series
4 Hours of Algarve
Free Practice 1

Sector Analysis

Lap under Red Flag Invalidated Lap Personal Best Session Best B Crossing the pit lane

Lap	D	Time	Sector 1	Sector 2	Sector 3	T. Spd	Elapsed	Lap	D	Time	Sector 1	Sector 2	Sector 3	T. Spd	Elapsed
36	1	1:43.645	31.874	33.773	37.998	268.0	2:03:05.930	30	1	1:42.691	32.068	32.931	37.692	265.4	1:23:34.886
37	1	1:44.281	32.351	33.637	38.293	268.0	2:04:50.211	31	1	1:49.840 B	32.610	33.134	44.096	265.4	1:25:24.726
38	1	1:42.334	31.904	32.614	37.816	268.0	2:06:32.545	32	3	6:47.242	5:36.063	33.447	37.732		1:32:11.968
39	1	1:42.299	31.849	32.751	37.699	268.0	2:08:14.844	33	3	1:42.494	31.986	32.621	37.887	264.1	1:33:54.462
40	1	1:42.751	31.717	33.124	37.910	268.7	2:09:57.595	34	3	1:42.809	32.090	33.307	37.412	264.7	1:35:37.271
41	1	1:44.705	32.963	34.063	37.679	270.0	2:11:42.300	35	3	1:42.258	31.875	32.942	37.441	266.0	1:37:19.529
42	1	1:42.421	32.129	33.306	37.986	267.3	2:13:25.721	36	3	1:42.021	31.745	32.700	37.576	266.7	1:39:01.550
43	1	1:43.086	32.259	33.112	37.715	268.0	2:15:08.807	37	3	1:42.086	31.755	32.527	37.804	266.7	1:40:43.636
44	1	1:50.390 B	32.030	33.073	45.287	268.7	2:16:59.197	38	3	1:41.898	31.813	32.326	37.759	266.0	1:42:25.534
45	2	15:02.984	...	38.001	43.534		2:32:02.181	39	3	1:41.720	31.789	32.149	37.782	268.7	1:44:07.254
46	2	1:56.309	36.313	36.826	43.170	250.6	2:33:58.490	40	3	1:47.097 B	31.871	32.219	43.007	266.7	1:45:54.351
47	2	1:56.943	36.087	38.219	42.637	252.3	2:35:55.433	41	1	15:11.368	...	33.930	37.836		2:01:05.719
48	2	2:02.058	35.373	39.365	47.320	259.6	2:37:57.491	42	1	1:43.791	32.505	33.413	37.873	264.1	2:02:49.510
49	2	2:06.785	39.465	36.773	50.547	201.5	2:40:04.276	43	1	1:43.126	32.585	33.097	37.444	265.4	2:04:32.636
50	2	2:07.686 B	36.238	36.419	55.029	230.3	2:42:11.962	44	1	1:43.393	32.539	33.219	37.635	265.4	2:06:16.029
51	3	7:45.747	6:26.639	35.602	43.506		2:49:57.709	45	1	1:43.988	32.697	33.651	37.640	265.4	2:08:00.017
52	3	1:50.495	33.826	34.096	42.573	262.8	2:51:48.204	46	1	1:43.139	32.310	33.037	37.792	264.7	2:09:43.156
53	3	1:49.659	33.155	33.546	42.958	264.7	2:53:37.863	47	1	1:43.509	32.620	33.159	37.730	264.7	2:11:26.665
54	3	1:46.475	32.089	33.394	40.992	266.0	2:55:24.338	48	1	1:43.292	32.711	32.990	37.591	265.4	2:13:09.957
55	3	1:46.208	31.929	33.251	41.028	267.3	2:57:10.546	49	1	1:52.159 B	33.040	33.579	45.540	265.4	2:15:02.116
56	3	1:53.902 B	32.795	32.825	48.282	247.1	2:59:04.448	50	2	5:17.777 B	3:40.424	38.499	58.854		2:20:19.893

5 RLR M Sport
1. James DAYSON
2. Valdemar ERIKSEN
3. Jack MANCHESTER
Ligier JS P320 - Nissan
LMP3

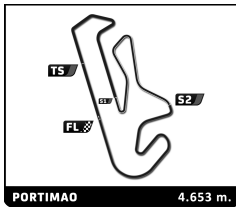
1	2	6:11.012	4:46.731	41.395	42.886		6:11.012
2	2	1:52.227	37.829	35.226	39.172	255.3	8:03.239
3	2	2:18.767 B	34.521	34.650	1:09.596	260.9	10:22.006
4	2	16:49.611	...	35.705	44.074		27:11.617
5	2	1:44.130	33.527	32.971	37.632	257.8	28:55.747
6	2	1:44.679	33.793	32.837	38.049	266.0	30:40.426
7	2	1:41.431	31.934	32.206	37.291	264.7	32:21.857
8	2	1:41.021	31.806	32.070	37.145	267.3	34:02.878
9	2	1:40.518	31.735	31.834	36.949	265.4	35:43.396
10	2	1:43.398	32.162	32.327	38.909	268.0	37:26.794
11	2	1:42.359	31.676	32.881	37.802	267.3	39:09.153
12	2	1:57.817 B	32.449	34.398	50.970	266.7	41:06.970
13	3	7:35.673	6:19.178	35.461	41.034		48:42.643
14	3	1:46.867	34.049	33.814	39.004	259.0	50:29.510
15	3	1:44.099	32.638	33.345	38.116	262.8	52:13.609
16	3	1:42.960	32.262	32.838	37.860	264.1	53:56.569
17	3	1:42.597	32.452	32.378	37.767	265.4	55:39.166
18	3	1:42.277	32.048	32.535	37.694	265.4	57:21.443
19	3	1:42.430	32.677	32.390	37.363	266.0	59:03.873
20	3	1:41.414	31.811	32.319	37.284	267.3	1:00:45.287
21	3	1:51.233 B	32.305	34.694	44.234	267.3	1:02:36.520
22	1	6:32.181	5:17.689	35.167	39.325		1:09:08.701
23	1	1:45.822	34.056	33.445	38.321	264.1	1:10:54.523
24	1	1:45.572	33.074	33.814	38.684	262.8	1:12:40.095
25	1	2:15.504	32.469	32.719	1:10.316	264.7	1:14:55.599
26	1	1:46.368	32.906	33.765	39.697	259.6	1:16:41.967
27	1	1:43.317	32.560	33.030	37.727	264.7	1:18:25.284
28	1	1:44.176	33.407	33.099	37.670	266.7	1:20:09.460
29	1	1:42.735	32.135	32.745	37.855	268.0	1:21:52.195

52	2	3:49.380 B	2:20.859	37.160	51.361		2:45:13.471
53	2	3:37.812	2:18.921	35.904	42.987		2:48:51.283
54	2	1:59.464	36.377	36.330	46.757	256.5	2:50:50.747
55	2	1:53.658	35.088	35.884	42.686	257.1	2:52:44.405
56	2	1:52.995	34.962	35.338	42.695	259.0	2:54:37.400
57	2	1:51.900	34.778	35.180	41.942	258.4	2:56:29.300
58	2	2:07.441 B	37.983	37.810	51.648	240.5	2:58:36.741

7 Nielsen Racing
1. Anthony WELLS
2. Ryan HARPER-ELLAM
Ligier JS P320 - Nissan
LMP3

1	2	4:32.679	3:13.991	37.651	41.037		4:32.679
2	2	2:05.058 B	39.351	37.246	48.461	240.5	6:37.737
3	2	26:10.689	...	35.185	37.964		32:48.426
4	2	1:44.101	32.363	32.926	38.812	267.3	34:32.527
5	2	1:40.989	31.795	32.287	36.907	267.3	36:13.516
6	2	1:40.531	31.970	31.838	36.723	271.4	37:54.047
7	2	1:40.572	31.369	32.648	36.555	270.0	39:34.619
8	2	1:51.229 B	31.313	32.645	47.271	270.7	41:25.848
9	1	24:15.518	...	35.418	39.882		1:05:41.366
10	1	1:45.919	34.423	33.596	37.900	262.1	1:07:27.285
11	1	1:43.532	33.056	32.952	37.524	266.0	1:09:10.817
12	1	1:53.003	38.185	34.793	40.025	268.0	1:11:03.820
13	1	1:42.014	32.133	32.487	37.394	268.0	1:12:45.834
14	1	1:42.157	32.048	32.580	37.529	268.7	1:14:27.991
15	1	1:41.717	31.951	32.376	37.390	268.7	1:16:09.708
16	1	1:44.138	31.994	34.775	37.369	269.3	1:17:53.846
17	1	1:41.439	31.914	32.308	37.217	269.3	1:19:35.285
18	1	1:49.327	35.811	35.307	38.209	272.0	1:21:24.612
19	1	1:41.721	31.872	32.498	37.351	270.7	1:23:06.333
20	1	1:46.591	32.591	32.786	41.214	270.7	1:24:52.924
21	1	1:41.470	31.905	32.279	37.286	269.3	1:26:34.394






European Le Mans Series
4 Hours of Algarve
Free Practice 1

Sector Analysis

Lap under Red Flag								Invalidated Lap		Personal Best		Session Best		B Crossing the pit lane		
Lap	D	Time	Sector 1	Sector 2	Sector 3	T. Spd	Elapsed	Lap	D	Time	Sector 1	Sector 2	Sector 3	T. Spd	Elapsed	
40	1	1:42.338	32.209	32.835	37.294	271.4	1:42:05.102									
41	1	1:41.853	31.940	32.802	37.111	268.7	1:43:46.955									
42	1	1:49.882	B	32.413	33.013	44.456	270.0	1:45:36.837								
43	2	3:31.087	2:20.449	32.817	37.821		1:49:07.924									
44	2	1:42.783	31.847	32.861	38.075	267.3	1:50:50.707									
45	2	1:41.797	31.899	32.519	37.379	267.3	1:52:32.504									
46	2	1:42.295	32.101	32.763	37.431	268.7	1:54:14.799									
47	2	2:51.654	B	36.320	1:00.252	1:15.082	269.3	1:57:06.453								
48	2	3:54.065	2:43.924	32.889	37.252		2:01:00.518									
49	2	1:43.759	33.306	32.790	37.663	266.7	2:02:44.277									
50	2	1:41.509	31.772	32.556	37.181	268.0	2:04:25.786									
51	2	1:41.337	31.746	32.313	37.278	267.3	2:06:07.123									
52	2	1:40.980	31.623	32.244	37.113	268.0	2:07:48.103									
53	2	1:42.143	31.736	33.058	37.349	268.7	2:09:30.246									
54	2	1:41.401	31.855	32.186	37.360	269.3	2:11:11.647									
55	2	1:42.078	32.538	32.332	37.208	267.3	2:12:53.725									
56	2	1:51.494	B	32.967	33.856	44.671	268.0	2:14:45.219								
12 WTM by Rinaldi Racing <small>Duquenne M30 - D08 - Nissan</small>								13 Inter Europol Competition <small>Ligier JS P320 - Nissan</small>								
1.Torsten KRATZ								1.Miguel CRISTÓVÃO								
2.Leonard WEISS								2.Kai ASKEY								
3.Oscar TUNJO								3.Wyatt BRICHACEK								
LMP3								LMP3								
1	3	43:26.721	B	...	45.942	1:00.356	43:26.721	1	2	2:14.855	57.419	37.032	40.404		2:14.855	
2	3	20:44.489	...	37.054	40.209		1:04:11.210	2	2	1:51.820	35.185	35.720	40.915	261.5	4:06.675	
3	3	1:54.917	B	33.968	34.502	46.447	264.1	1:06:06.127	3	2	1:51.032	35.175	36.826	39.031	262.1	5:57.707
4	3	2:05.920	55.788	33.166	36.966		1:08:12.047	4	2	1:48.900	35.184	34.751	38.965	264.7	7:46.607	
5	3	1:39.808	31.259	32.083	36.466	269.3	1:09:51.855	5	2	2:22.433	B	34.149	34.270	1:14.014	266.7	10:09.040
6	3	1:39.097	31.188	31.628	36.281	272.0	1:11:30.952	6	1	17:41.158	...	37.283	40.204		27:50.198	
7	3	1:48.284	31.451	35.052	41.781	270.0	1:13:19.236	7	1	1:47.816	33.987	34.223	39.606	259.0	29:38.014	
8	3	1:39.680	31.266	31.681	36.733	270.7	1:14:58.916	8	1	1:52.884	32.412	33.645	45.827	260.2	31:30.898	
9	3	1:48.582	31.469	32.375	44.738	271.4	1:16:47.498	9	3	32:29.361	...	34.605	38.993		1:04:00.259	
10	2	4:09.541	2:58.793	33.021	37.727		1:20:57.039	10	3	1:42.157	32.272	32.501	37.384	263.4	1:05:42.416	
11	2	1:43.617	32.386	33.667	37.564	270.7	1:22:40.656	11	3	1:40.049	32.074	31.581	36.394	270.0	1:07:22.465	
12	2	1:40.586	31.455	32.064	37.067	270.7	1:24:21.242	12	3	1:39.300	31.466	31.515	36.319	270.7	1:09:01.765	
13	2	1:39.946	31.334	31.822	36.790	272.7	1:26:01.188	13	3	1:38.649	31.060	31.270	36.319	270.0	1:10:40.414	
14	2	1:40.337	31.433	32.178	36.726	271.4	1:27:41.525	14	3	1:38.657	30.970	31.306	36.381	270.7	1:12:19.071	
15	2	1:39.940	31.207	31.832	36.901	272.7	1:29:21.465	15	3	1:46.412	B	31.107	31.310	43.995	272.0	1:14:05.483
16	2	1:42.183	31.458	32.361	38.364	272.0	1:31:03.648	16	2	4:36.966	3:27.618	32.586	36.762		1:18:42.449	
17	2	1:51.882	B	32.831	32.565	46.486	269.3	1:32:55.530	17	2	1:41.145	31.510	32.048	37.587	271.4	1:20:23.594
18	1	3:53.999	2:43.332	33.205	37.462		1:36:49.529	18	2	1:40.088	31.416	31.774	36.898	266.0	1:22:03.682	
19	1	1:40.488	31.481	32.319	36.688	270.0	1:38:30.017	19	2	1:42.449	32.684	32.684	37.081	270.7	1:23:46.131	
20	1	1:40.928	31.470	32.396	37.062	270.0	1:40:10.945	20	2	1:42.172	31.394	33.333	37.445	270.0	1:25:28.303	
21	1	1:40.173	31.376	32.047	36.750	272.0	1:41:51.118	21	2	1:39.611	31.168	31.846	36.597	269.3	1:27:07.914	
22	1	1:42.148	31.954	32.372	37.822	274.1	1:43:33.266	22	2	1:42.800	31.980	32.556	38.264	272.7	1:28:50.714	
23	1	1:41.300	31.349	32.275	37.676	272.7	1:45:14.566	23	2	1:44.261	31.219	35.332	37.710	271.4	1:30:34.975	
24	1	2:04.086	B	36.610	38.027	49.449	225.0	1:47:18.652	24	2	1:40.994	31.225	32.159	37.610	272.0	1:32:15.969
25	3	16:58.383	...	42.788	42.465		2:04:17.035	25	2	1:39.677	31.175	31.955	36.547	270.0	1:33:55.646	
26	3	1:55.278	36.956	37.649	40.673	208.9	2:06:12.313	26	2	1:49.143	B	31.477	33.502	44.164	271.4	1:35:44.789
27	3	1:52.359	35.891	37.302	39.166	205.7	2:08:04.672	27	1	10:24.995	9:12.625	34.229	38.141		1:46:09.784	
28	3	1:44.488	32.757	33.397	38.334	268.0	2:09:49.160	28	1	1:42.404	32.108	32.580	37.716	266.7	1:47:52.188	
29	3	1:58.985	38.241	39.596	41.148	190.8	2:11:48.145	29	1	1:43.194	31.826	33.046	38.322	269.3	1:49:35.382	
30	3	1:41.371	31.343	32.604	37.424	272.0	2:13:29.516	30	1	1:41.567	31.869	32.515	37.183	268.0	1:51:16.949	
31	3	1:48.200	32.280	32.241	43.679	274.1	2:15:17.716	31	1	7:53.421	B	31.720	6:04.921	1:16.780	270.0	1:59:10.370
								32	1	20:38.213	...	40.860	41.389		2:19:48.583	
								33	1	1:47.535	33.676	34.420	39.439	258.4	2:21:36.118	
								34	1	2:09.966	B	36.396	41.205	52.365	262.8	2:23:46.084
								35	2	4:36.642	B	2:48.141	48.238	1:00.263		2:28:22.726
								36	2	3:50.127	B	2:22.039	38.609	49.479		2:32:12.853
								37	2	3:47.873	2:21.309	40.150	46.414		2:36:00.726	
								38	2	1:55.063	35.489	36.693	42.881	264.1	2:37:55.789	
								39	2	1:52.586	34.653	35.967	41.966	264.1	2:39:48.375	
								40	2	1:58.460	B	34.546	36.045	47.869	263.4	2:41:46.835
								41	1	4:06.752	2:47.995	36.313	42.444		2:45:53.587	
								42	1	2:08.628	35.171	45.925	47.532	262.8	2:48:02.215	
								43	1	1:53.218	35.230	35.383	42.605	260.9	2:49:55.433	
								44	1	1:51.091	34.498	34.513	42.080	264.1	2:51:46.524	
								45	1	1:52.084	33.565	34.230	44.289	262.8	2:53:38.608	
								46	1	1:49.309	33.747	34.521	41.041	266.0	2:55:27.917	
								47	1	1:49.687	33.858	34.491	41.338	265.4	2:57:17.604	
								48	1	1:49.524	33.660	34.581	41.283	261.5	2:59:07.128	
								49	1	1:49.177	34.044	34.439	40.694	265.4	3:00:56.305	



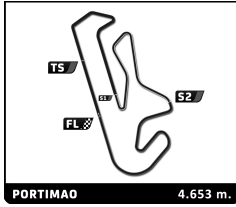


European Le Mans Series
4 Hours of Algarve
Free Practice 1

Sector Analysis

Lap under Red Flag											Invalidated Lap	Personal Best	Session Best	B Crossing the pit lane	
Lap	D	Time	Sector 1	Sector 2	Sector 3	T. Spd	Elapsed	Lap	D	Time	Sector 1	Sector 2	Sector 3	T. Spd	Elapsed
15	RLR M Sport 1.Horst FELBERMAYR 3.Mateusz KAPRZYK 2.Gael JULIEN							Ligier JS P320 - Nissan LMP3							
1	1	2:26.930	1:03.467	40.060	43.403		2:26.930	51	3	1:41.205	31.669	32.088	37.448	268.0	2:04:49.447
2	1	1:58.417	38.702	38.338	41.377	244.3	4:25.347	52	3	1:40.457	31.656	31.963	36.838	267.3	2:06:29.904
3	1	1:55.817	39.491	35.883	40.443	210.1	6:21.164	53	3	1:47.584 B	31.979	32.474	43.131	267.3	2:08:17.488
4	1	1:49.870	36.976	34.266	38.628	248.3	8:11.034	54	1	3:32.580	2:20.939	33.663	37.978		2:11:50.068
5	1	2:45.432 B	36.398	50.619	1:18.415	264.7	10:56.466	55	1	1:44.918	32.669	33.556	38.693	266.0	2:13:34.986
6	3	16:23.021	...	34.873	39.437		27:19.487	56	1	1:43.861	32.330	33.484	38.047	265.4	2:15:18.847
7	3	1:45.400	33.914	32.884	38.602	252.9	29:04.887	57	1	1:43.969	32.438	33.474	38.057	267.3	2:17:02.816
8	3	1:42.199	31.716	33.597	36.886	267.3	30:47.086	58	1	1:43.923	32.603	33.488	37.832	265.4	2:18:46.739
9	3	1:42.751	31.892	33.088	37.771	267.3	32:29.837	59	1	1:44.506	32.430	33.628	38.448	264.7	2:20:31.245
10	3	1:43.329	32.026	33.060	38.243	268.7	34:13.166	60	1	2:02.240 B	32.450	33.484	56.306	266.0	2:22:33.485
11	3	1:40.757	31.597	32.017	37.143	267.3	35:53.923	61	2	23:02.436	...	35.816	43.318		2:45:35.921
12	3	1:42.650	32.154	32.778	37.718	268.0	37:36.573	62	2	1:52.194	35.076	34.927	42.191	258.4	2:47:28.115
13	3	1:40.685	31.621	32.073	36.991	266.7	39:17.258	63	2	1:51.057	34.270	34.747	42.040	262.1	2:49:19.172
14	3	1:53.917 B	31.767	34.278	47.872	268.0	41:11.175	64	2	1:52.442	33.962	34.593	43.887	261.5	2:51:11.614
15	2	4:29.484	3:07.688	37.831	43.965		45:40.659	65	2	1:51.680	34.376	34.784	42.520	261.5	2:53:03.294
16	2	1:57.047	37.555	37.484	42.008	258.4	47:37.706	66	2	2:03.857 B	35.248	36.606	52.003	260.9	2:55:07.151
17	2	1:51.368	36.208	35.566	39.594	261.5	49:29.074	16 Proton Competition 1.Ryan HARDWICK 3.Alessio PICARIELLO 2.Zacharie ROBICHON Porsche 911 RSR - 19 LMGT E							
18	2	1:45.325	34.021	33.331	37.973	263.4	51:14.399	1	1	6:09.340	4:39.292	45.432	44.616		6:09.340
19	2	1:42.975	32.622	32.790	37.563	265.4	52:57.374	2	1	2:01.092	42.856	37.645	40.591	255.9	8:10.432
20	2	1:42.152	32.379	32.295	37.478	266.0	54:39.526	3	1	2:42.805 B	36.461	49.735	1:16.609	259.6	10:53.237
21	2	1:41.735	32.199	32.247	37.289	266.0	56:21.261	4	1	16:44.405	...	37.930	42.371		27:37.642
22	2	1:46.609	35.481	33.535	37.593	266.0	58:07.870	5	1	1:48.370	34.743	34.856	38.771	257.1	29:26.012
23	2	1:42.304	32.859	32.359	37.086	267.3	59:50.174	6	1	1:51.531 B	33.111	33.679	44.741	261.5	31:17.543
24	2	1:48.689 B	32.596	32.208	43.885	267.3	1:01:38.863	7	1	3:37.741	2:15.874	37.850	44.017		34:55.284
25	1	3:33.440	2:20.365	34.015	39.060		1:05:12.303	8	1	1:53.424	34.989	36.149	42.286	261.5	36:48.708
26	1	1:44.231	33.146	33.144	37.941	259.0	1:06:56.534	9	1	1:52.185	33.454	34.920	43.811	262.8	38:40.893
27	1	1:45.073	32.936	33.761	38.376	265.4	1:08:41.607	10	1	1:44.862	32.813	33.551	38.498	262.8	40:25.755
28	1	1:44.104	32.199	33.300	38.605	270.0	1:10:25.711	11	1	1:54.231	32.846	38.612	42.773	264.1	42:19.986
29	1	1:44.698	33.364	33.462	37.872	267.3	1:12:10.409	12	1	2:15.507 B	36.327	41.503	57.677	260.2	44:35.493
30	1	1:42.964	32.357	32.958	37.649	266.0	1:13:53.373	13	3	13:02.141	...	34.631	38.179		57:37.634
31	1	1:43.283	32.627	32.999	37.657	267.3	1:15:36.656	14	3	1:43.028	32.548	32.902	37.578	262.1	59:20.662
32	1	1:45.370	32.417	34.095	38.858	268.7	1:17:22.026	15	3	1:43.234	32.459	32.966	37.809	262.8	1:01:03.896
33	1	1:49.641 B	32.088	32.909	44.644	266.0	1:19:11.667	16	3	1:50.289 B	32.945	33.292	44.052	263.4	1:02:54.185
34	2	3:41.101	2:25.241	37.510	38.350		1:22:52.768	17	3	3:05.225	1:49.784	36.298	39.143		1:05:59.410
35	2	1:42.831	33.017	32.780	37.034	257.1	1:24:35.599	18	3	1:42.833	32.574	32.720	37.539	264.7	1:07:42.243
36	2	1:41.445	31.661	31.984	37.800	267.3	1:26:17.044	19	3	1:45.505	32.280	33.234	39.991	262.8	1:09:27.748
37	2	1:40.066	31.373	31.818	36.875	268.7	1:27:57.110	20	3	1:43.448	32.497	32.996	37.955	262.1	1:11:11.196
38	2	1:39.972	31.414	31.690	36.868	266.7	1:29:37.082	21	3	1:43.099	32.386	32.818	37.895	261.5	1:12:54.295
39	2	1:39.945	31.416	31.587	36.942	267.3	1:31:17.027	22	3	1:43.179	32.296	32.907	37.976	262.8	1:14:37.474
40	2	1:39.444	31.241	31.472	36.731	268.0	1:32:56.471	23	3	1:43.011	32.383	32.815	37.813	262.8	1:16:20.485
41	2	1:41.977	32.958	31.938	37.081	268.7	1:34:38.448	24	3	1:43.053	32.315	32.862	37.876	262.8	1:18:03.538
42	2	1:48.166 B	31.596	31.907	44.663	268.7	1:36:26.614	25	3	1:43.663	32.618	33.126	37.919	262.8	1:19:47.201
43	3	12:38.887	...	32.473	37.397		1:49:05.501	26	3	1:43.701	32.506	32.949	38.246	264.1	1:21:30.902
44	3	1:43.066	32.441	33.016	37.609	266.7	1:50:48.567	27	3	1:44.635	33.419	33.195	38.021	261.5	1:23:15.537
45	3	1:42.723	31.766	32.263	38.694	267.3	1:52:31.290	28	3	1:43.551	32.488	33.079	37.984	262.1	1:24:59.088
46	3	1:42.930	31.628	33.592	37.710	268.0	1:54:14.220	29	3	1:43.877	32.768	33.150	37.959	262.1	1:26:42.965
47	3	2:56.071	37.750	1:00.919	1:17.402	270.7	1:57:10.291	30	3	1:43.934	32.486	33.149	38.299	264.1	1:28:26.899
48	3	2:36.589	1:13.925	45.200	37.464	79.6	1:59:46.880	31	3	1:43.802	32.550	33.216	38.036	262.1	1:30:10.701
49	3	1:40.672	31.494	31.980	37.198	266.0	2:01:27.552	32	3	1:44.161	32.562	33.402	38.197	262.1	1:31:54.862
50	3	1:40.690	31.499	32.058	37.133	268.0	2:03:08.242	33	3	1:43.349	32.424	33.185	37.740	262.8	1:33:38.211
								34	3	1:50.282 B	32.473	33.209	44.600	264.1	1:35:28.493



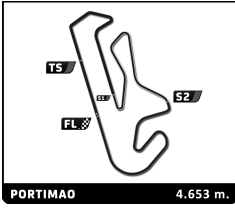


European Le Mans Series
4 Hours of Algarve
Free Practice 1

Sector Analysis

Lap under Red Flag											Invalidated Lap	Personal Best	Session Best	B Crossing the pit lane	
Lap	D	Time	Sector 1	Sector 2	Sector 3	T. Spd	Elapsed	Lap	D	Time	Sector 1	Sector 2	Sector 3	T. Spd	Elapsed
35	2	4:19.657	3:06.450	34.248	38.959		1:39:48.150	29	1	1:44.395	32.376	33.522	38.497	262.8	2:04:02.261
36	2	1:44.799	32.799	33.685	38.315	262.1	1:41:32.949	30	1	1:43.459	32.090	33.415	37.954	264.1	2:05:45.720
37	2	1:44.243	32.636	33.281	38.326	263.4	1:43:17.192	31	1	1:44.733	32.214	34.347	38.172	263.4	2:07:30.453
38	2	1:44.029	32.532	33.237	38.260	262.1	1:45:01.221	32	1	1:49.222 B	32.327	33.256	43.639	266.7	2:09:19.675
39	2	1:44.144	32.672	33.208	38.264	262.8	1:46:45.365	33	2	3:32.509	2:21.156	33.493	37.860		2:12:52.184
40	2	1:43.805	32.618	33.125	38.062	262.1	1:48:29.170	34	2	1:43.907	32.240	33.387	38.280	264.7	2:14:36.091
41	2	1:44.243	32.559	33.169	38.515	261.5	1:50:13.413	35	2	1:41.120	31.585	32.479	37.056	264.7	2:16:17.211
42	2	1:44.109	32.548	33.218	38.343	262.1	1:51:57.522	36	2	1:40.755	31.700	32.252	36.803	266.0	2:17:57.966
43	2	1:44.226	32.511	33.524	38.191	262.1	1:53:41.748	37	2	1:41.155	31.823	32.336	36.996	266.0	2:19:39.121
44	2	2:21.762 B	32.451	33.739	1:15.572	262.1	1:56:03.510	38	2	1:53.544 B	32.240	33.105	48.199	266.7	2:21:32.665
45	2	4:55.217	3:43.906	33.260	38.051		2:00:58.727	39	3	22:58.305 B	...	41.569	53.612		2:44:30.970
46	2	1:43.668	32.416	33.059	38.193	262.1	2:02:42.395	19 Team Virage 1. Alexander MATTSCHULL 3. Tatiana CALDERON Orega 07 - Gibson 2. Ian RODRIGUEZ LMP2 Pro/Am							
47	2	1:44.886	32.966	33.530	38.390	263.4	2:04:27.281	1	3	2:13.878	50.005	39.969	43.904		2:13.878
48	2	1:43.764	32.475	32.972	38.317	262.1	2:06:11.045	2	3	2:05.381 B	38.396	37.245	49.740	259.0	4:19.259
49	2	1:43.869	32.454	32.974	38.441	261.5	2:07:54.914	3	3	3:42.790 B	2:14.649	38.107	50.034		8:02.049
50	2	1:43.649	32.502	33.128	38.019	262.1	2:09:38.563	4	2	23:47.297	...	38.283	40.262		31:49.346
51	2	1:43.893	32.371	33.104	38.418	261.5	2:11:22.456	5	2	1:42.144	32.651	33.236	36.257	267.3	33:31.490
52	2	1:43.942	32.658	33.184	38.100	261.5	2:13:06.398	6	2	1:36.021 30.309	30.979	34.733	285.7		35:07.511
53	2	1:46.191	33.293	34.104	38.794	262.8	2:14:52.589	7	2	1:36.505 30.272	30.942	35.291	290.3		36:44.016
54	2	1:50.937 B	32.693	33.958	44.286	262.1	2:16:43.526	8	2	1:36.031	29.817	31.441	34.773	290.3	38:20.047
55	1	5:32.882	3:58.875	42.301	51.706		2:22:16.408	9	2	1:35.317	29.825	30.868	34.624	288.8	39:55.364
56	1	2:43.454 B	43.906	54.044	1:05.504	237.9	2:24:59.862	10	2	1:49.622 B	29.640	32.537	47.445	288.8	41:44.986
17 COOL Racing Ligier JS P320 - Nissan 1. Adrien CHILA 3. Alejandro GARCIA LMP3 2. Marcos SIEBERT															
1	2	1:07:21.695	...	38.274	38.569		1:07:21.695	11	2	21:17.345	...	33.170	36.958		1:03:02.331
2	2	1:45.987	32.605	34.162	39.220	261.5	1:09:07.682	12	2	1:35.008	29.735	30.661	34.612	285.7	1:04:37.339
3	2	1:41.421	31.786	32.688	36.947	263.4	1:10:49.103	13	2	1:35.333 29.536	30.729	35.118	288.8		1:06:12.722
4	2	1:40.331	31.566	32.113	36.652	264.7	1:12:29.434	14	2	1:35.066	29.574	30.830	34.662	288.0	1:07:47.788
5	2	1:49.065	31.599	33.387	44.079	266.0	1:14:18.499	15	2	1:35.491	29.655	30.705	35.131	289.5	1:09:23.279
6	2	1:40.495	31.680	31.936	36.879	265.4	1:15:58.994	16	2	1:34.811	29.491	30.629	34.691	288.0	1:10:58.090
7	2	1:49.264	31.532	35.271	42.461	266.0	1:17:48.258	17	2	1:34.439 29.511	30.435	34.493	288.0		1:12:32.529
8	2	1:40.545	31.746	31.874	36.925	264.1	1:19:28.803	18	2	1:35.804	29.486	31.070	35.248	289.5	1:14:08.333
9	2	1:40.341	31.415	31.920	37.006	268.7	1:21:09.144	19	2	1:41.956 B	29.380	30.560	42.016	289.5	1:15:50.289
10	2	1:41.123	31.569	32.668	36.886	264.7	1:22:50.267	20	3	5:02.304	3:53.479	32.726	36.099		1:20:52.593
11	2	1:47.230 B	31.526	32.016	43.688	266.7	1:24:37.497	21	3	1:37.099	30.285	31.412	35.402	286.5	1:22:29.692
12	3	4:11.386	2:58.490	34.557	38.339		1:28:48.883	22	3	1:37.112	30.083	31.362	35.667	288.0	1:24:06.804
13	3	1:42.862	32.473	32.809	37.580	264.1	1:30:31.745	23	3	1:37.614	30.406	31.183	36.025	288.0	1:25:44.418
14	3	1:44.791	32.362	33.946	38.483	263.4	1:32:16.536	24	3	1:36.703	30.393	31.012	35.298	283.5	1:27:21.121
15	3	1:42.769	32.178	33.143	37.448	264.7	1:33:59.305	25	3	1:37.151	30.108	31.170	35.873	288.8	1:28:58.272
16	3	1:42.894	32.253	32.938	37.703	264.1	1:35:42.199	26	3	1:36.731	29.946	30.903	35.882	288.8	1:30:35.003
17	3	1:42.790	32.329	33.172	37.289	264.1	1:37:24.989	27	3	1:38.182	30.058	32.643	35.481	288.0	1:32:13.185
18	3	1:42.838	32.277	32.867	37.694	264.7	1:39:07.827	28	3	1:36.719	30.543	30.943	35.233	288.0	1:33:49.904
19	3	1:42.400	32.203	32.610	37.587	265.4	1:40:50.227	29	3	1:44.198 B	30.688	30.929	42.581	288.8	1:35:34.102
20	3	1:42.247	32.064	32.618	37.565	266.0	1:42:32.474	30	1	4:21.971 B	3:01.932	34.578	45.461		1:39:56.073
21	3	1:47.479 B	31.932	32.628	42.919	266.7	1:44:19.953	31	1	7:34.600	6:24.112	33.658	36.830		1:47:30.673
22	1	3:30.569	2:18.622	33.478	38.469		1:47:50.522	32	1	1:39.021	30.341	31.633	37.047	286.5	1:49:09.694
23	1	1:45.780	32.333	33.898	39.549	263.4	1:49:36.302	33	1	1:40.120	30.777	32.031	37.312	287.2	1:50:49.814
24	1	1:44.494	32.555	33.440	38.499	261.5	1:51:20.796	34	1	1:40.176	31.030	31.933	37.213	286.5	1:52:29.990
25	1	1:45.298	32.858	33.827	38.613	264.7	1:53:06.094	35	1	1:52.367 B	31.775	32.610	47.982	287.2	1:54:22.357
26	1	1:50.260	32.045	32.949	45.266	262.8	1:54:56.354	36	1	5:53.322	4:45.185	32.220	35.917		2:00:15.679
27	1	3:29.839 B	1:12.615	1:01.234	1:15.990	79.8	1:58:26.193	37	1	1:38.093	31.045	31.366	35.682	287.2	2:01:53.772
28	1	3:51.673	2:40.329	33.442	37.902		2:02:17.866	38	1	2:10.976	30.752	1:02.759	37.465	288.8	2:04:04.748
								39	1	1:49.199 B	32.422	31.991	44.786	284.2	2:05:53.947





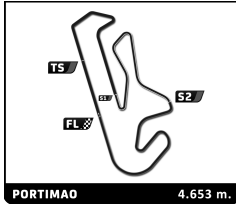
European Le Mans Series
4 Hours of Algarve
Free Practice 1

Sector Analysis

Lap under Red Flag Invalidated Lap Personal Best Session Best B Crossing the pit lane

Lap	D	Time	Sector 1	Sector 2	Sector 3	T. Spd	Elapsed	Lap	D	Time	Sector 1	Sector 2	Sector 3	T. Spd	Elapsed							
40	1	13:18.721	B	...	40.093	51.148	2:19:12.668	41	3	1:36.815	30.252	31.221	35.342	283.5	1:43:04.968							
41	1	20:09.870	...	37.422	43.158		2:39:22.538	42	3	1:35.686	29.575	31.058	35.053	285.7	1:44:40.654							
42	1	1:53.571	36.484	35.748	41.339	259.6	2:41:16.109	43	3	1:39.339	31.076	31.986	36.277	288.0	1:46:19.993							
43	1	1:52.603	34.777	36.196	41.630	276.9	2:43:08.712	44	3	1:37.523	30.469	31.107	35.947	286.5	1:47:57.516							
44	1	1:52.261	34.829	36.550	40.882	277.6	2:45:00.973	45	3	1:37.857	29.991	30.959	36.907	282.0	1:49:35.373							
45	1	1:51.195	34.001	35.490	41.704	278.4	2:46:52.168	46	3	1:41.822	B	29.764	31.533	40.525	282.0	1:51:17.195						
46	1	2:01.331	B	34.337	35.923	51.071	277.6	2:48:53.499	47	3	9:29.102	8:21.473	31.965	35.664		2:00:46.297						
47	3	5:37.314	4:18.091	37.536	41.687		2:54:30.813	48	3	1:36.287	29.889	31.121	35.277	284.2	2:02:22.584							
48	3	1:50.115	34.706	34.864	40.545	279.8	2:56:20.928	49	3	1:37.386	29.882	32.036	35.468	285.0	2:03:59.970							
49	3	2:18.979	B	41.718	41.309	55.952	238.9	2:58:39.907	50	3	1:42.523	B	29.732	31.435	41.356	285.7	2:05:42.493					
20 Algarve Pro Racing Orega 07 - Gibson 1.Fred POORDAD LMP2 Pro/Am 2.Tristan VAUTIER 3.Jack HAWKSWORTH								51								3	12:16.886	B	...	31.874	40.858	2:17:59.379
1	3	2:02.680	B	45.286	33.807	43.587	2:02.680	52	1	4:40.936	B	2:49.055	43.421	1:08.460	2:22:40.315							
2	3	2:18.824	2:04.055	36.397	38.372		5:21.504	53	1	12:35.421	...	43.375	48.827	2:35:15.736								
3	3	1:45.918	34.167	33.290	38.461	279.1	7:07.422	54	1	2:10.772	40.455	41.641	48.676	218.2	2:37:26.508							
4	3	1:42.149	33.614	32.873	35.662	283.5	8:49.571	55	1	2:02.099	37.948	39.752	44.399	221.3	2:39:28.607							
5	3	1:09.152	B	48.269	1:02.327	1:18.556	286.5	11:58.723	56	1	2:07.696	B	36.612	38.403	52.681	261.5	2:41:36.303					
6	3	1:50.060	...	32.691	36.873		26:58.783	57	2	4:54.813	3:33.497	36.638	44.678		2:46:31.116							
7	3	1:36.914	30.576	31.264	35.074	279.1	28:35.697	58	2	1:47.993	32.972	33.517	41.504	270.7	2:48:19.109							
8	3	1:35.189	29.909	30.847	34.433	286.5	30:10.886	59	2	1:43.844	31.056	32.394	40.394	276.9	2:50:02.953							
9	3	1:35.884	29.490	31.860	34.534	285.7	31:46.770	60	2	1:42.938	30.534	32.122	40.282	277.6	2:51:45.891							
10	3	1:35.440	29.500	31.270	34.670	287.2	33:22.210	61	2	1:39.306	30.086	31.248	37.972	277.6	2:53:25.197							
11	3	1:35.734	30.532	30.570	34.632	287.2	34:57.944	62	2	1:39.835	30.432	31.796	37.607	282.7	2:55:05.032							
12	3	1:35.752	29.897	31.093	34.762	288.0	36:33.696	63	2	1:38.444	29.946	32.116	36.382	285.0	2:56:43.476							
13	3	1:34.744	29.616	30.603	34.525	288.0	38:08.440	64	2	1:39.018	30.252	31.912	36.854	285.0	2:58:22.494							
14	3	1:45.230	B	31.577	31.086	42.567	287.2	39:53.670	65	2	1:37.414	30.008	31.422	35.984	287.2	2:59:59.908						
15	2	15:53.262	...	32.056	35.858		55:46.932	66	2	1:36.767	29.727	31.178	35.862	287.2	3:01:36.675							
16	2	1:35.648	30.163	30.679	34.806	282.7	57:22.580	21 United Autosports USA Orega 07 - Gibson 1.Daniel SCHNEIDER LMP2 Pro/Am 2.Andrew MEYRICK 3.Nelson PIQUET Jr														
17	2	1:37.343	30.618	31.358	35.367	285.7	58:59.923	1	3	29:19.991	...	43.416	41.910		29:19.991							
18	2	1:40.879	30.021	31.199	39.659	287.2	1:00:40.802	2	3	1:45.091	34.072	33.115	37.904	262.8	31:05.082							
19	2	1:35.750	30.673	30.527	34.550	287.2	1:02:16.552	3	3	1:39.974	31.249	32.903	35.822	280.5	32:45.056							
20	2	1:42.192	31.386	34.676	36.130	288.8	1:03:58.744	4	3	1:39.482	32.600	31.813	35.069	285.7	34:24.538							
21	2	1:37.885	31.115	30.891	35.879	287.2	1:05:36.629	5	3	1:36.229	30.541	30.965	34.723	288.8	36:00.767							
22	2	1:35.132	29.591	30.869	34.672	286.5	1:07:11.761	6	3	1:34.360	29.181	30.467	34.712	289.5	37:35.127							
23	2	1:35.172	29.576	30.646	34.950	286.5	1:08:46.933	7	3	1:37.000	29.214	30.983	36.803	289.5	39:12.127							
24	2	1:36.473	29.815	30.866	35.792	287.2	1:10:23.406	8	3	1:38.020	29.333	30.739	37.948	291.1	40:50.147							
25	2	1:35.294	29.752	30.847	34.695	286.5	1:11:58.700	9	3	1:44.350	33.177	33.592	37.581	268.7	42:34.497							
26	2	1:41.428	B	30.077	30.756	40.595	286.5	1:13:40.128	10	3	1:51.938	33.702	35.461	42.775	286.5	44:26.435						
27	1	4:02.142	2:49.695	34.734	37.713		1:17:42.270	11	3	2:05.940	B	36.567	37.137	52.236	277.6	46:32.375						
28	1	1:40.857	31.447	32.447	36.963	280.5	1:19:23.127	12	3	10:34.567	9:27.814	31.419	35.334		57:06.942							
29	1	1:39.922	30.921	32.481	36.520	285.0	1:21:03.049	13	3	1:34.210	29.565	30.373	34.272	286.5	58:41.152							
30	1	1:43.186	34.791	32.291	36.104	282.0	1:22:46.235	14	3	1:34.496	29.311	30.526	34.659	288.8	1:00:15.648							
31	1	1:39.964	30.516	31.587	37.861	284.2	1:24:26.199	15	3	1:44.198	32.642	33.044	38.512	290.3	1:01:59.846							
32	1	1:40.920	31.139	31.984	37.797	280.5	1:26:07.119	16	3	1:33.673	29.168	30.299	34.206	290.3	1:03:33.519							
33	1	1:39.431	31.118	32.025	36.288	282.0	1:27:46.550	17	3	1:34.064	29.212	30.324	34.528	290.3	1:05:07.583							
34	1	1:40.992	32.097	32.132	36.763	283.5	1:29:27.542	18	3	1:35.301	29.763	30.994	34.544	288.0	1:06:42.884							
35	1	1:39.336	31.107	32.032	36.197	278.4	1:31:06.878	19	3	1:34.786	29.298	30.713	34.775	290.3	1:08:17.670							
36	1	1:41.228	30.898	32.969	37.361	285.0	1:32:48.106	20	3	1:34.535	29.305	30.617	34.613	290.3	1:09:52.205							
37	1	1:39.823	31.054	31.860	36.909	276.2	1:34:27.929	21	3	1:34.023	29.427	30.309	34.287	290.3	1:11:26.228							
38	1	1:51.543	B	33.467	33.379	44.697	282.7	1:36:19.472	22	3	1:35.309	29.332	31.081	34.896	290.3	1:13:01.537						
39	3	3:30.856	2:23.543	31.429	35.884		1:39:50.328	23	3	1:35.488	30.074	30.490	34.924	288.0	1:14:37.025							
40	3	1:37.825	30.316	31.174	36.335	285.7	1:41:28.153	24	3	1:35.468	29.934	30.704	34.830	289.5	1:16:12.493							






European Le Mans Series
4 Hours of Algarve
Free Practice 1

Sector Analysis

Lap under Red Flag Invalidated Lap Personal Best Session Best B Crossing the pit lane

Lap	D	Time	Sector 1	Sector 2	Sector 3	T. Spd	Elapsed	Lap	D	Time	Sector 1	Sector 2	Sector 3	T. Spd	Elapsed
25	3	1:44.395	B 30.329	32.454	41.612	289.5	1:17:56.888	3	2	1:38.321	31.099	31.802	35.420	262.1	38:56.992
26	1	4:44.178	3:32.004	33.867	38.307		1:22:41.066	4	2	1:44.231	29.835	31.141	43.255	289.5	40:41.223
27	1	1:42.457	32.234	33.138	37.085	286.5	1:24:23.523	5	2	1:45.581	30.576	36.079	38.926	289.5	42:26.804
28	1	1:40.619	31.637	32.404	36.578	284.2	1:26:04.142	6	2	2:00.179	B 32.412	38.046	49.721	288.0	44:26.983
29	1	1:40.180	31.015	31.861	37.304	285.0	1:27:44.322	7	2	16:07.282	...	32.869	35.546		1:00:34.265
30	1	1:39.504	30.888	31.897	36.719	282.0	1:29:23.826	8	2	1:37.961	30.033	31.526	36.402	288.0	1:02:12.226
31	1	1:40.020	30.787	31.824	37.409	286.5	1:31:03.846	9	2	1:40.576	31.482	31.438	37.656	285.7	1:03:52.802
32	1	1:40.224	31.212	32.510	36.502	284.2	1:32:44.070	10	2	1:38.045	29.950	30.467	37.628	291.1	1:05:30.847
33	1	1:39.134	31.252	31.757	36.125	286.5	1:34:23.204	11	2	1:34.151	29.659	30.202	34.290	289.5	1:07:04.998
34	1	1:37.865	30.490	31.544	35.831	286.5	1:36:01.069	12	2	1:36.451	29.349	30.703	36.399	289.5	1:08:41.449
35	1	1:40.756	30.798	33.213	36.745	288.0	1:37:41.825	13	2	1:34.075	29.292	30.177	34.606	289.5	1:10:15.524
36	1	1:41.187	30.563	33.509	37.115	285.7	1:39:23.012	14	2	1:42.420	B 30.344	31.378	40.698	287.2	1:11:57.944
37	1	1:38.173	30.761	31.427	35.985	285.0	1:41:01.185	15	3	5:38.740	4:26.224	34.450	38.066		1:17:36.684
38	1	1:38.741	30.428	31.767	36.546	288.0	1:42:39.926	16	3	1:35.732	29.847	30.912	34.973	288.8	1:19:12.416
39	1	1:40.259	30.999	31.637	37.623	288.8	1:44:20.185	17	3	1:36.334	29.955	31.498	34.881	289.5	1:20:48.750
40	1	1:38.096	30.527	31.652	35.917	287.2	1:45:58.281	18	3	1:35.033	29.485	30.691	34.857	289.5	1:22:23.783
41	1	1:37.701	30.385	31.669	35.647	286.5	1:47:35.982	19	3	1:36.622	30.039	31.254	35.329	288.8	1:24:00.405
42	1	1:46.845	30.885	31.364	44.596	290.3	1:49:22.827	20	3	1:36.758	30.386	31.556	34.816	288.8	1:25:37.163
43	1	3:56.205	2:36.216	38.062	41.927		1:53:19.032	21	3	1:35.040	29.595	30.426	35.019	288.8	1:27:12.203
44	1	2:12.747	B 33.203	33.434	1:06.110	277.6	1:55:31.779	22	3	1:36.199	29.531	31.253	35.415	290.3	1:28:48.402
45	1	5:15.155	4:05.334	32.662	37.159		2:00:46.934	23	3	1:34.801	29.517	30.563	34.721	289.5	1:30:23.203
46	1	1:40.446	32.620	31.743	36.083	286.5	2:02:27.380	24	3	1:35.810	29.794	30.571	35.445	290.3	1:31:59.013
47	1	1:41.615	32.444	32.408	36.763	279.8	2:04:08.995	25	3	1:35.397	29.418	31.241	34.738	290.3	1:33:34.410
48	1	1:37.798	30.767	31.228	35.803	283.5	2:05:46.793	26	3	1:35.991	30.199	30.946	34.846	288.0	1:35:10.401
49	1	1:40.593	31.348	32.108	37.137	285.7	2:07:27.386	27	3	1:35.842	29.531	31.375	34.936	291.1	1:36:46.243
50	1	1:37.377	30.395	31.271	35.711	286.5	2:09:04.763	28	3	1:34.615	29.443	30.385	34.787	291.1	1:38:20.858
51	1	1:41.168	30.588	33.620	36.960	287.2	2:10:45.931	29	3	1:35.196	29.589	30.671	34.936	291.1	1:39:56.054
52	1	1:38.777	30.626	31.795	36.356	284.2	2:12:24.708	30	3	1:36.295	30.571	30.697	35.027	287.2	1:41:32.349
53	1	1:40.555	30.760	33.152	36.643	282.7	2:14:05.263	31	3	1:42.748	B 29.821	31.430	41.497	290.3	1:43:15.097
54	1	1:38.528	30.480	31.282	36.766	286.5	2:15:43.791	32	1	4:19.373	3:12.101	31.388	35.884		1:47:34.470
55	1	1:39.943	31.300	32.419	36.224	270.0	2:17:23.734	33	1	1:36.575	29.999	31.128	35.448	285.0	1:49:11.045
56	1	1:40.887	31.206	32.379	37.302	287.2	2:19:04.621	34	1	1:38.007	30.235	31.748	36.024	285.7	1:50:49.052
57	1	1:40.041	30.918	32.178	36.945	286.5	2:20:44.662	35	1	1:36.750	30.073	31.317	35.360	289.5	1:52:25.802
58	1	1:57.084	B 30.318	32.104	54.662	285.0	2:22:41.746	36	1	2:06.520	B 44.745	35.303	46.472	288.8	1:54:32.322
59	2	10:57.725	9:38.029	37.550	42.146		2:33:39.471	37	1	4:57.036	3:26.058	55.147	35.831		1:59:29.358
60	2	1:52.616	35.358	36.273	40.985	274.8	2:35:32.087	38	1	1:36.642	29.920	31.479	35.243	287.2	2:01:06.000
61	2	1:58.227	B 34.013	35.230	48.984	277.6	2:37:30.314	39	1	1:36.676	29.674	31.266	35.736	288.0	2:02:42.676
62	1	4:37.349	3:13.540	40.812	42.997		2:42:07.663	40	1	1:35.193	29.694	30.808	34.691	288.0	2:04:17.869
63	1	1:54.280	35.608	36.425	42.247	277.6	2:44:01.943	41	1	1:36.518	29.990	31.536	34.992	289.5	2:05:54.387
64	1	1:52.047	34.294	35.820	41.933	277.6	2:45:53.990	42	1	1:35.932	30.326	30.766	34.840	288.8	2:07:30.319
65	1	1:52.052	33.978	35.528	42.546	280.5	2:47:46.042	43	1	1:35.515	29.806	30.800	34.909	289.5	2:09:05.834
66	1	1:50.499	33.770	34.921	41.808	277.6	2:49:36.541	44	1	1:38.248	29.803	32.721	35.724	290.3	2:10:44.082
67	1	1:53.082	35.005	36.630	41.447	279.8	2:51:29.623	45	1	1:38.486	29.851	30.989	37.646	289.5	2:12:22.568
68	1	1:49.909	33.610	34.894	41.405	279.8	2:53:19.532	46	1	1:41.146	32.280	33.093	35.773	289.5	2:14:03.714
69	1	1:50.881	33.673	35.862	41.346	280.5	2:55:10.413	47	1	1:36.696	30.046	31.386	35.264	291.1	2:15:40.410
70	1	1:50.483	33.626	34.688	42.169	281.2	2:57:00.896	48	1	1:37.614	29.855	32.015	35.744	289.5	2:17:18.024
71	1	1:49.824	33.986	34.949	40.889	278.4	2:58:50.720	49	1	1:35.926	29.627	31.309	34.990	287.2	2:18:53.950
72	1	1:50.465	33.566	35.152	41.747	281.2	3:00:41.185	50	1	1:37.628	29.982	31.764	35.882	285.7	2:20:31.578
22 United Autosports USA Oreca 07 - Gibson															
1. Marino SATO 3. Oliver JARVIS LMP2															
2. Philip HANSON															
1	2	2:04.921	B 42.945	35.684	46.292		2:04.921	51	1	1:41.987	29.740	31.706	40.541	288.0	2:22:13.565
2	2	35:13.750	...	34.488	37.353		37:18.671	52	1	2:10.064	B 36.889	38.485	54.690	273.4	2:24:23.629
								53	1	8:33.740	7:15.979	36.774	40.987		2:32:57.369
								54	1	1:50.817	34.311	36.345	40.161	279.1	2:34:48.186
								55	1	1:52.503	35.205	36.158	41.140	280.5	2:36:40.689





European Le Mans Series
4 Hours of Algarve
Free Practice 1

Sector Analysis

Lap	D	Time	Sector 1	Sector 2	Sector 3	T. Spd	Elapsed	Lap	D	Time	Sector 1	Sector 2	Sector 3	T. Spd	Elapsed
56	1	1:49.577	35.060	35.117	39.400	282.7	2:38:30.266	48	3	1:37.207	29.964	31.462	35.781	287.2	2:14:34.712
57	1	1:47.442	33.460	34.593	39.389	285.0	2:40:17.708	49	3	1:35.992	29.733	31.020	35.239	287.2	2:16:10.704
58	1	1:57.155 B	33.583	35.025	48.547	285.0	2:42:14.863	50	3	1:43.233 B	29.681	30.886	42.666	288.0	2:17:53.937

24 **Nielsen Racing**
1.Rodrigo SALES
2.Ben HANLEY

3.Mathias BECHE

Oreca 07 - Gibson
LMP2 Pro/Am

1	2	7:15.940	6:00.884	37.158	37.898		7:15.940
2	2	1:48.622	36.259	32.863	39.500	268.0	9:04.562
3	2	3:29.117 B	1:10.748	1:01.819	1:16.550	78.7	12:33.679
4	2	22:33.217	...	33.171	37.616		35:06.896
5	2	1:35.852	30.330	30.711	34.811	272.7	36:42.748
6	2	1:35.364	29.987	30.800	34.577	287.2	38:18.112
7	2	1:34.714	29.590	30.531	34.593	286.5	39:52.826
8	2	1:49.273 B	30.940	33.105	45.228	287.2	41:42.099
9	2	18:26.303	...	31.733	34.873		1:00:08.402
10	2	1:34.925	29.787	30.687	34.457	285.7	1:01:43.327
11	2	1:34.373	29.518	30.321	34.534	288.8	1:03:17.700
12	2	1:44.209 B	30.887	31.266	42.056	288.0	1:05:01.909
13	1	5:56.155	4:45.397	33.175	37.583		1:10:58.064
14	1	1:40.960	31.517	32.483	36.960	262.8	1:12:39.024
15	1	1:37.612	30.705	31.125	35.782	286.5	1:14:16.636
16	1	1:37.444	30.849	31.247	35.348	285.7	1:15:54.080
17	1	1:36.995	30.501	31.368	35.126	287.2	1:17:31.075
18	1	1:37.667	30.361	31.567	35.739	287.2	1:19:08.742
19	1	1:36.914	30.277	30.986	35.651	285.0	1:20:45.656
20	1	1:36.945	30.081	31.000	35.864	287.2	1:22:22.601
21	1	1:37.601	30.479	31.592	35.530	288.0	1:24:00.202
22	1	1:38.198	30.203	32.364	35.631	289.5	1:25:38.400
23	1	1:37.607	30.654	31.469	35.484	287.2	1:27:16.007
24	1	1:43.674 B	31.115	31.925	40.634	289.5	1:28:59.681
25	3	3:20.704	2:13.127	31.602	35.975		1:32:20.385
26	3	1:36.043	29.679	31.202	35.162	284.2	1:33:56.428
27	3	1:37.322	30.547	31.719	35.056	287.2	1:35:33.750
28	3	1:36.380	29.903	31.059	35.418	288.0	1:37:10.130
29	3	1:35.790	29.691	30.741	35.358	287.2	1:38:45.920
30	3	1:36.746	29.960	30.863	35.923	286.5	1:40:22.666
31	3	1:36.323	29.873	31.286	35.164	286.5	1:41:58.989
32	3	1:35.641	29.574	30.793	35.274	288.0	1:43:34.630
33	3	1:36.886	29.988	31.180	35.718	288.8	1:45:11.516
34	3	1:35.747	29.614	30.857	35.276	288.8	1:46:47.263
35	3	1:36.432	30.351	30.858	35.223	288.0	1:48:23.695
36	3	1:35.717	29.770	30.749	35.198	288.8	1:49:59.412
37	3	1:35.749	29.639	30.754	35.356	288.0	1:51:35.161
38	3	1:42.930 B	30.385	31.864	40.681	288.8	1:53:18.091
39	3	6:48.415	5:41.326	31.387	35.702		2:00:06.506
40	3	1:35.567	29.653	30.584	35.330	285.7	2:01:42.073
41	3	1:37.331	30.768	31.184	35.379	287.2	2:03:19.404
42	3	1:36.008	30.112	30.722	35.174	288.0	2:04:55.412
43	3	1:35.540	29.594	30.717	35.229	289.5	2:06:30.952
44	3	1:36.039	30.007	30.967	35.065	287.2	2:08:06.991
45	3	1:37.204	29.875	30.907	36.422	288.0	2:09:44.195
46	3	1:36.767	30.411	30.973	35.383	288.8	2:11:20.962
47	3	1:36.543	30.196	30.853	35.494	287.2	2:12:57.505


25 **Algarve Pro Racing**
1.Kyffin SIMPSON
2.James ALLEN

3.Alexander LYNN

Oreca 07 - Gibson
LMP2

1	2	1:57.680	40.191	35.396	42.093		1:57.680
2	2	2:00.475 B	37.982	36.228	46.265	236.8	3:58.155
3	2	23:01.954	...	37.374	39.005		27:00.109
4	2	1:38.926	32.061	31.724	35.141	272.7	28:39.035
5	2	1:38.119	30.089	30.729	37.301	288.0	30:17.154
6	2	1:33.898	29.306	30.299	34.293	288.0	31:51.052
7	2	1:34.416	29.715	30.352	34.349	289.5	33:25.468
8	2	1:40.362 B	29.692	30.275	40.395	288.8	35:05.830
9	1	3:20.364	2:13.500	31.446	35.418		38:26.194
10	1	1:36.662	30.603	31.005	35.054	287.2	40:02.856
11	1	1:41.892	30.249	32.598	39.045	285.7	41:44.748
12	1	1:45.462	31.708	32.470	41.284	280.5	43:30.210
13	1	2:22.518 B	52.944	38.468	51.106	272.0	45:52.728
14	1	3:14.046	1:59.421	35.208	39.417		49:06.774
15	1	1:47.085	34.047	33.882	39.156	278.4	50:53.859
16	1	1:53.102 B	33.617	33.540	45.945	278.4	52:46.961
17	1	3:14.560	2:03.753	34.807	36.000		56:01.521
18	1	1:37.147	30.802	31.084	35.261	283.5	57:38.668
19	1	1:36.662	31.122	30.669	34.871	287.2	59:15.330
20	1	1:36.660	31.014	30.707	34.939	288.0	1:00:51.990
21	1	1:36.305	29.853	31.003	35.449	287.2	1:02:28.295
22	1	1:36.739	29.772	31.069	35.898	287.2	1:04:05.034
23	1	1:36.055	30.032	30.710	35.313	282.7	1:05:41.089
24	1	1:35.670	29.774	30.492	35.404	285.0	1:07:16.759
25	1	1:35.442	30.123	30.670	34.649	288.0	1:08:52.201
26	1	1:34.687	29.594	30.451	34.642	288.8	1:10:26.888
27	1	1:40.363 B	29.683	30.316	40.364	288.8	1:12:07.251
28	3	2:29.527	1:23.339	30.878	35.310		1:14:36.778
29	3	1:35.509	29.648	30.624	35.237	285.7	1:16:12.287
30	3	1:36.758	30.126	31.926	34.706	289.5	1:17:49.045
31	3	1:35.425	30.133	30.554	34.738	285.7	1:19:24.470
32	3	1:36.828	29.925	31.314	35.589	288.8	1:21:01.298
33	3	1:35.851	29.970	30.984	34.897	287.2	1:22:37.149
34	3	1:34.620	29.380	30.433	34.807	288.0	1:24:11.769
35	3	1:41.057 B	29.767	30.825	40.465	289.5	1:25:52.826
36	3	5:59.776	4:51.580	31.503	36.693		1:31:52.602
37	3	1:36.958	29.967	31.567	35.424	286.5	1:33:29.560
38	3	1:35.922	29.728	31.097	35.097	286.5	1:35:05.482
39	3	1:35.578	30.155	30.626	34.797	287.2	1:36:41.060
40	3	1:35.321	29.588	30.610	35.123	288.0	1:38:16.381
41	3	1:36.442	29.600	30.762	36.080	288.0	1:39:52.823
42	3	1:36.299	29.772	31.179	35.348	287.2	1:41:29.122
43	3	1:36.222	29.788	31.291	35.143	290.3	1:43:05.344
44	3	1:35.703	29.768	30.726	35.209	289.5	1:44:41.047
45	3	1:37.579	30.548	31.626	35.405	288.8	1:46:18.626
46	3	1:36.071	29.662	30.724	35.685	287.2	1:47:54.697
47	3	1:36.105	29.771	31.148	35.186	288.0	1:49:30.802



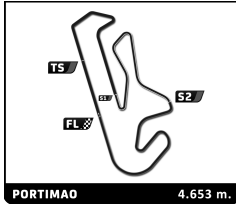


European Le Mans Series
4 Hours of Algarve
Free Practice 1

Sector Analysis

Lap under Red Flag											Invalidated Lap											Personal Best											Session Best											B Crossing the pit lane																																																																																																																																																																																																																																											
Lap	D	Time	Sector 1	Sector 2	Sector 3	T. Spd	Elapsed	Lap	D	Time	Sector 1	Sector 2	Sector 3	T. Spd	Elapsed	Lap	D	Time	Sector 1	Sector 2	Sector 3	T. Spd	Elapsed	Lap	D	Time	Sector 1	Sector 2	Sector 3	T. Spd	Elapsed	Lap	D	Time	Sector 1	Sector 2	Sector 3	T. Spd	Elapsed																																																																																																																																																																																																																																																
48	3	1:35.524	29.700	30.605	35.219	286.5	1:51:06.326	28	1	1:35.755	29.743	30.891	35.121	289.5	1:30:17.280	29	1	1:37.369	30.604	31.738	35.027	290.3	1:31:54.649	30	1	1:36.914	29.981	31.244	35.689	288.8	1:33:31.563	31	1	1:36.149	29.882	31.140	35.127	287.2	1:35:07.712	32	1	1:36.118	30.019	31.011	35.088	289.5	1:36:43.830	33	1	1:41.073 B	29.641	30.704	40.728	288.8	1:38:24.903	34	1	6:59.564	5:50.982	32.769	35.813		1:45:24.467	35	1	1:37.253	30.385	31.378	35.490	286.5	1:47:01.720	36	1	1:35.864	30.018	30.881	34.965	289.5	1:48:37.584	37	1	1:36.068	29.899	30.849	35.320	288.8	1:50:13.652	38	1	1:36.039	29.904	30.741	35.394	288.0	1:51:49.691	39	1	1:36.535	29.876	31.491	35.168	288.0	1:53:26.226	40	1	2:07.876 B	30.406	31.859	1:05.611	290.3	1:55:34.102	41	2	11:09.219	...	31.947	35.430		2:06:43.321	42	2	1:35.906	30.086	30.892	34.928	287.2	2:08:19.227	43	2	1:36.414	29.740	31.110	35.564	289.5	2:09:55.641	44	2	1:35.850	30.002	30.894	34.954	288.0	2:11:31.491	45	2	1:38.609	32.026	31.172	35.411	287.2	2:13:10.100	46	2	1:37.033	30.130	31.668	35.235	289.5	2:14:47.133	47	2	1:35.747	29.661	30.991	35.095	287.2	2:16:22.880	48	2	1:41.741 B	30.203	31.029	40.509	289.5	2:18:04.621	49	2	4:07.874 B	2:46.044	32.903	48.927		2:22:12.495	50	2	12:19.082	...	37.988	41.330		2:34:31.577	51	2	1:50.902	34.698	35.580	40.624	280.5	2:36:22.479	52	2	1:50.230	34.270	35.482	40.478	283.5	2:38:12.709	53	2	1:58.732 B	34.503	36.706	47.523	285.0	2:40:11.441	54	2	7:45.180	6:26.538	35.201	43.441		2:47:56.621	55	2	1:45.910	32.613	32.757	40.540	276.9	2:49:42.531	56	2	1:43.099	31.462	32.938	38.699	284.2	2:51:25.630	57	2	1:50.058 B	30.866	32.102	47.090	283.5	2:53:15.688	58	3	2:54.162	1:43.397	31.425	39.340		2:56:09.850	59	3	1:38.831	30.732	31.066	37.033	285.7	2:57:48.681	60	3	1:37.004	30.378	30.732	35.894	290.3	2:59:25.685	61	3	1:37.446	29.556	31.638	36.252	289.5	3:01:03.131
28		IDEC Sport																									Oreca 07 - Gibson		30		Duqueine Team																									Oreca 07 - Gibson																																																																																																																																																																																																																															
		1. Paul LAFARGUE																									LMP2				1. Nicolas PINO																									LMP2																																																																																																																																																																																																																															
		2. Paul Loup CHATIN																													2. René BINDER																																																																																																																																																																																																																																																								
1	2	2:36.690 B	57.832	43.859	54.999		2:36.690	1	1	3:12.981	1:58.766	35.818	38.397		3:12.981	2	1	1:58.604 B	33.994	34.600	50.010	274.8	5:11.585	3	1	4:54.893 B	3:03.190	36.239	1:15.464		10:06.478	4	1	16:52.344	...	35.441	39.034		26:58.822	5	1	1:39.768	32.428	31.733	35.607	256.5	28:38.590	6	1	1:35.139	30.114	30.596	34.429	286.5	30:13.729	7	1	1:35.248	29.463	30.592	35.193	287.2	31:48.977	8	1	1:34.251	29.487	30.356	34.408	284.2	33:23.228	9	1	1:38.394	30.515	30.751	37.128	289.5	35:01.622	10	1	1:34.609	29.334	30.514	34.761	289.5	36:36.231	11	1	1:34.993	29.723	30.564	34.706	290.3	38:11.224	12	1	1:44.573 B	29.565	31.965	43.043	286.5	39:55.797	13	3	3:27.019	1:55.372	46.904	44.743		43:22.816	14	3	2:04.443	39.290	38.703	46.450	248.8	45:27.259	15	3	2:01.293	39.077	38.620	43.596	271.4	47:28.552	16	3	1:50.117	36.539	34.797	38.781	279.1	49:18.669																																																																																																																																																



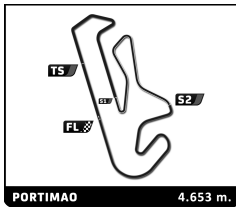


European Le Mans Series
4 Hours of Algarve
Free Practice 1

Sector Analysis

Lap under Red Flag Invalidated Lap Personal Best Session Best Crossing the pit lane

Lap	D	Time	Sector 1	Sector 2	Sector 3	T. Spd	Elapsed	Lap	D	Time	Sector 1	Sector 2	Sector 3	T. Spd	Elapsed
17	3	1:41.360	32.747	32.280	36.333	280.5	51:00.029								
18	3	1:38.369	31.029	31.450	35.890	285.0	52:38.398								
19	3	1:36.817	30.340	31.506	34.971	286.5	54:15.215								
20	3	1:36.035	30.450	30.796	34.789	286.5	55:51.250								
21	3	1:37.435	32.094	30.683	34.658	287.2	57:28.685								
22	3	1:34.903	29.680	30.521	34.702	288.0	59:03.588								
23	3	1:41.992 B	29.723	30.637	41.632	287.2	1:00:45.580								
24	2	2:50.989	1:41.536	32.978	36.475		1:03:36.569								
25	2	1:35.947	29.943	30.859	35.145	288.0	1:05:12.516								
26	2	1:36.338	30.106	30.886	35.346	288.0	1:06:48.854								
27	2	1:36.483	29.849	31.498	35.136	286.5	1:08:25.337								
28	2	1:37.571	29.869	31.252	36.450	287.2	1:10:02.908								
29	2	1:36.107	29.944	30.786	35.377	286.5	1:11:39.015								
30	2	1:42.139 B	29.919	30.905	41.315	287.2	1:13:21.154								
31	2	2:50.905	1:43.620	31.662	35.623		1:16:12.059								
32	2	1:38.529	30.264	32.407	35.858	286.5	1:17:50.588								
33	2	1:37.085	30.559	31.147	35.379	286.5	1:19:27.673								
34	2	1:35.838	29.813	30.831	35.194	288.0	1:21:03.511								
35	2	1:45.610 B	33.332	31.151	41.127	288.8	1:22:49.121								
36	2	4:12.147	3:04.338	32.239	35.570		1:27:01.268								
37	2	1:36.052	29.953	30.840	35.259	285.7	1:28:37.320								
38	2	1:35.750	29.802	30.681	35.267	286.5	1:30:13.070								
39	2	1:37.314	30.572	31.490	35.252	286.5	1:31:50.384								
40	2	1:37.448	30.703	31.487	35.258	287.2	1:33:27.832								
41	2	1:36.389	30.208	31.016	35.165	287.2	1:35:04.221								
42	2	1:35.274	29.676	30.629	34.969	287.2	1:36:39.495								
43	2	1:36.268	29.909	30.872	35.487	286.5	1:38:15.763								
44	2	1:36.332	29.871	30.963	35.498	287.2	1:39:52.095								
45	2	1:42.384 B	29.899	31.446	41.039	288.0	1:41:34.479								
46	1	2:44.106	1:37.923	30.997	35.186		1:44:18.585								
47	1	1:35.336	29.788	30.720	34.828	287.2	1:45:53.921								
48	1	1:35.608	29.624	30.827	35.157	288.0	1:47:29.529								
49	1	1:36.531	29.703	31.252	35.576	288.0	1:49:06.060								
50	1	1:38.545	31.173	30.884	36.488	288.8	1:50:44.605								
51	1	1:36.265	30.452	30.778	35.035	282.0	1:52:20.870								
52	1	1:35.671	29.695	30.994	34.982	288.0	1:53:56.541								
53	1	2:31.826	31.009	46.970	1:13.847	288.8	1:56:28.367								
54	1	2:57.032 B	1:12.259	1:00.896	43.877	79.6	1:59:25.399								
55	1	3:32.582 B	2:09.702	35.706	47.174		2:02:57.981								
56	1	4:46.475	3:36.786	32.898	36.791		2:07:44.456								
57	1	1:37.353	29.917	31.049	36.387	286.5	2:09:21.809								
58	1	1:34.635	29.506	30.423	34.706	287.2	2:10:56.444								
59	1	1:34.910	29.810	30.454	34.646	286.5	2:12:31.354								
60	1	1:37.089	29.633	31.734	35.722	288.0	2:14:08.443								
61	1	1:35.410	29.471	30.328	35.611	288.0	2:15:43.853								
62	1	1:36.836	30.797	30.742	35.297	285.0	2:17:20.689								
63	1	1:37.530	30.782	30.915	35.833	288.0	2:18:58.219								
64	1	1:45.091 B	30.170	31.745	43.176	287.2	2:20:43.310								
65	3	13:07.741	...	36.224	40.639		2:33:51.051								
66	3	1:51.434	34.127	35.080	42.227	276.9	2:35:42.485								
67	3	1:50.043	34.696	35.585	39.762	281.2	2:37:32.528								
68	3	1:56.694 B	33.628	35.822	47.244	282.7	2:39:29.222								
69	3	6:24.001 B	4:59.714	34.479	49.808		2:45:53.223								
								31							
								Racing Spirit of Leman	Ligier JS P320 - Nissan LMP3						
								1. Jacques WOLFF	3. Antoine DOQUIN						
								2. Jean-Ludovic FOUBERT							
1	3	7:14.322	6:01.044	34.438	38.840		7:14.322								
2	3	1:56.831 B	35.201	34.362	47.268	257.1	9:11.153								
3	3	27:00.606	...	36.814	38.717		36:11.759								
4	3	1:44.534	33.764	33.166	37.604	264.7	37:56.293								
5	3	1:40.611	31.594	32.074	36.943	266.0	39:36.904								
6	3	1:45.304	31.827	33.220	40.257	270.0	41:22.208								
7	3	1:58.745 B	33.470	34.929	50.346	265.4	43:20.953								
8	2	16:22.684	...	34.431	38.605		59:43.637								
9	2	1:44.296	32.331	33.016	38.949	264.7	1:01:27.933								
10	2	1:43.937	32.495	33.102	38.340	268.0	1:03:11.870								
11	2	1:52.101	41.943	32.532	37.626	267.3	1:05:03.971								
12	2	1:42.481	31.875	33.241	37.365	268.0	1:06:46.452								
13	2	1:41.972	31.761	32.755	37.456	266.0	1:08:28.424								
14	2	1:43.265	32.501	32.980	37.784	270.0	1:10:11.689								
15	2	1:49.501 B	31.784	34.330	43.387	270.7	1:12:01.190								
16	1	4:02.465	2:49.853	34.089	38.523		1:16:03.655								
17	1	1:45.733	32.668	33.555	39.510	266.7	1:17:49.388								
18	1	1:45.108	33.027	33.333	38.748	268.7	1:19:34.496								
19	1	1:45.351	33.050	33.449	38.852	268.0	1:21:19.847								
20	1	1:45.329	33.036	34.223	38.070	266.7	1:23:05.176								
21	1	1:43.535	32.333	33.580	37.622	268.7	1:24:48.711								
22	1	1:43.486	32.087	33.552	37.847	268.7	1:26:32.197								
23	1	1:45.159	32.276	33.100	39.783	269.3	1:28:17.356								
24	1	1:42.312	31.968	32.960	37.384	266.0	1:29:59.668								
25	1	1:52.002 B	32.171	34.180	45.651	268.0	1:31:51.670								
26	2	4:21.882	3:09.284	33.296	39.302		1:36:13.552								
27	2	1:46.545	35.162	33.460	37.923	261.5	1:38:00.097								
28	2	1:45.007	34.190	32.785	38.032	268.0	1:39:45.104								
29	2	1:43.789	32.069	32.698	39.022	269.3	1:41:28.893								
30	2	1:43.151	31.960	33.514	37.677	266.7	1:43:12.044								
31	2	1:42.586	31.936	33.027	37.623	268.7	1:44:54.630								
32	2	1:59.166 B	40.756	33.395	45.015	268.7	1:46:53.796								
33	1	3:35.025	2:23.745	33.507	37.773		1:50:28.821								
34	1	1:43.022	32.165	33.110	37.747	267.3	1:52:11.843								
35	1	1:43.446	31.969	33.456	38.021	266.7	1:53:55.289								
36	1	2:36.912 B	32.312	48.474	1:16.126	266.7	1:56:32.201								
37	3	9:02.496	7:48.231	35.709	38.556		2:05:34.697								
38	3	1:44.589	32.020	32.935	39.634	263.4	2:07:19.286								
39	3	1:39.739	31.356	31.827	36.556	267.3	2:08:59.025								
40	3	1:39.733	31.303	31.696	36.734	267.3	2:10:38.758								



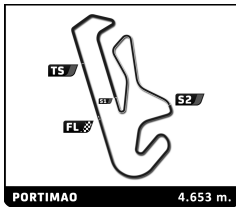
European Le Mans Series
4 Hours of Algarve
Free Practice 1

Sector Analysis

Lap under Red Flag Invalidated Lap Personal Best Session Best B Crossing the pit lane

Lap	D	Time	Sector 1	Sector 2	Sector 3	T. Spd	Elapsed	Lap	D	Time	Sector 1	Sector 2	Sector 3	T. Spd	Elapsed		
34	Racing Team Turkey 1.Salih YOLUC 2.Charlie EASTWOOD							Oreca 07 - Gibson LMP2 Pro/Am									
1	3	8:29.976	7:12.854	38.143	38.979		8:29.976	51	2	1:54.866	B	32.692	35.039	47.135	284.2	2:43:47.761	
2	3	3:03.695	B	45.764	1:01.622	1:16.309	259.0	11:33.671	52	2	2:36.968	1:21.653	33.428	41.887		2:46:24.729	
3	3	15:31.774	...	35.654	38.439		27:05.445	53	2	1:45.095		32.019	32.728	40.348	278.4	2:48:09.824	
4	3	1:41.866	31.923	31.794	38.149	261.5	28:47.311	54	2	1:43.171		31.354	32.291	39.526	282.7	2:49:52.995	
5	3	1:35.729	30.362	30.747	34.620	287.2	30:23.040	55	2	1:41.213		30.611	31.862	38.740	284.2	2:51:34.208	
6	3	1:34.517	29.695	30.301	34.521	288.0	31:57.557	56	2	1:40.535		31.003	31.910	37.622	285.7	2:53:14.743	
7	3	1:36.268	30.203	31.188	34.877	286.5	33:33.825	57	2	1:40.255		30.204	31.683	38.368	286.5	2:54:54.998	
8	3	1:36.731	29.774	31.380	35.577	287.2	35:10.556	58	2	1:38.096		29.992	31.199	36.905	288.0	2:56:33.094	
9	3	1:35.255	29.459	30.752	35.044	288.0	36:45.811	59	2	1:40.318		31.336	32.062	36.920	289.5	2:58:13.412	
10	3	1:43.526	B	30.324	31.712	41.490	289.5	38:29.337	60	2	1:37.054		29.895	31.111	36.048	290.3	2:59:50.466
11	2	4:23.540	3:08.696	36.066	38.778		42:52.877	61	2	1:37.160		29.830	31.414	35.916	290.3	3:01:27.626	
12	2	2:06.656	B	37.336	37.386	51.934	257.1	44:59.533	35 Ultimate 1.Eric TROUILLET 2.Matthieu LAHAYE							Ligier JS P320 - Nissan LMP3	
13	2	13:23.783	...	32.709	35.799		58:23.316	1	2	4:22.958	B	2:56.104	35.750	51.104		4:22.958	
14	2	1:36.260	30.378	30.886	34.996	287.2	59:59.576	2	2	3:40.634	B	2:18.849	34.783	47.002		8:03.592	
15	2	1:35.828	30.292	30.604	34.932	289.5	1:01:35.404	3	2	19:17.265	...	34.583	39.828		27:20.857		
16	2	1:35.250	29.484	30.579	35.187	289.5	1:03:10.654	4	2	1:46.593		34.102	33.669	38.822	259.6	29:07.450	
17	2	1:35.565	30.321	30.529	34.715	290.3	1:04:46.219	5	2	1:46.912	34.110	33.407	39.395	262.1	30:54.362		
18	2	1:34.840	29.688	30.463	34.689	289.5	1:06:21.059	6	2	1:53.756	B	34.362	33.827	45.567	264.1	32:48.118	
19	2	1:34.445	29.478	30.344	34.623	289.5	1:07:55.504	7	2	21:35.754	...	33.805	38.832		54:23.872		
20	2	1:43.985	B	31.048	31.356	41.581	288.8	1:09:39.489	8	2	1:46.564		33.550	33.498	39.516	260.9	56:10.436
21	1	3:31.088	2:24.283	31.445	35.360		1:13:10.577	9	2	1:53.018	B	33.241	33.687	46.090	258.4	58:03.454	
22	1	1:38.322	30.353	31.353	36.616	290.3	1:14:48.899	10	2	3:46.907	2:33.368	35.362	38.177		1:01:50.361		
23	1	1:40.210	31.726	31.544	36.940	285.7	1:16:29.109	11	2	1:40.850		31.739	32.213	36.898	266.0	1:03:31.211	
24	1	1:36.590	30.195	31.260	35.125	290.3	1:18:05.689	12	2	1:40.334		31.596	31.887	36.851	266.7	1:05:11.545	
25	1	1:36.332	30.053	30.838	35.441	290.3	1:19:42.021	13	2	1:40.039		31.240	31.944	36.855	267.3	1:06:51.584	
26	1	1:37.790	30.210	31.800	35.780	290.3	1:21:19.811	14	2	1:42.095		31.731	32.753	37.611	268.0	1:08:33.679	
27	1	1:39.041	32.050	31.406	35.585	289.5	1:22:58.852	15	2	1:40.560	31.630	31.871	37.059	267.3	1:10:14.239		
28	1	1:37.015	29.962	31.179	35.874	290.3	1:24:35.867	16	2	1:48.400	B	31.705	33.587	43.108	267.3	1:12:02.639	
29	1	1:35.734	30.005	30.748	34.981	289.5	1:26:11.601	17	3	7:18.361	6:08.103	32.698	37.560		1:19:21.000		
30	1	1:43.053	B	30.037	31.118	41.898	288.0	1:27:54.654	18	3	1:41.681		31.831	32.490	37.360	266.7	1:21:02.681
31	1	3:29.396	2:11.731	38.171	39.494		1:31:24.050	19	3	1:43.536		33.889	32.760	36.887	266.0	1:22:46.217	
32	1	1:48.613	35.337	35.810	37.466	212.2	1:33:12.663	20	3	1:41.332	32.127	32.462	36.743	268.7	1:24:27.549		
33	1	1:43.003	31.761	33.776	37.466	257.8	1:34:55.666	21	3	1:40.754		31.644	32.152	36.958	268.7	1:26:08.303	
34	1	1:35.757	29.827	30.460	35.470	289.5	1:36:31.423	22	3	1:40.616		31.647	32.212	36.757	268.0	1:27:48.919	
35	1	1:36.023	29.940	30.530	35.553	289.5	1:38:07.446	23	3	1:41.533		32.448	32.310	36.775	268.0	1:29:30.452	
36	1	1:43.914	B	29.853	32.421	41.640	291.1	1:39:51.360	24	3	1:40.699		31.718	32.005	36.976	268.7	1:31:11.151
37	1	7:18.905	B	6:04.835	32.514	41.556		1:47:10.265	25	3	1:40.196		31.496	32.011	36.689	267.3	1:32:51.347
38	3	3:30.789	2:23.041	32.169	35.579		1:50:41.054	26	3	1:48.315	B	32.400	32.753	43.162	268.0	1:34:39.662	
39	3	1:34.703	29.564	30.269	34.870	288.0	1:52:15.757	27	1	7:29.836	6:18.198	33.766	37.872		1:42:09.498		
40	3	1:36.369	29.562	31.634	35.173	288.8	1:53:52.126	28	1	1:43.103		32.161	33.159	37.783	265.4	1:43:52.601	
41	3	2:25.081	29.606	41.930	1:13.545	290.3	1:56:17.207	29	1	1:42.855		32.110	33.176	37.569	266.7	1:45:35.456	
42	3	3:02.737	B	1:11.616	1:00.280	50.841	81.1	1:59:19.944	30	1	1:43.152	31.992	33.545	37.615	268.0	1:47:18.608	
43	2	18:05.300	...	33.232	36.416		2:17:25.244	31	1	1:42.213		31.960	32.902	37.351	267.3	1:49:00.821	
44	2	1:38.973	30.570	32.028	36.375	285.7	2:19:04.217	32	1	1:42.900	31.872	33.694	38.334	266.7	1:50:44.721		
45	2	1:38.191	30.619	31.506	36.066	284.2	2:20:42.408	33	1	1:43.248		32.279	32.949	38.020	266.7	1:52:27.969	
46	2	1:53.116	B	30.234	31.719	51.163	287.2	2:22:35.524	34	1	1:45.282		32.267	33.916	39.099	267.3	1:54:13.251
47	2	13:45.324	...	36.843	40.966		2:36:20.848	35	1	2:45.259		32.139	59.826	1:13.294	262.8	1:56:58.510	
48	2	1:49.947	34.174	35.379	40.394	280.5	2:38:10.795	36	1	2:39.145	1:12.665	48.562	37.918	79.7	1:59:37.655		
49	2	1:48.669	33.445	35.324	39.900	283.5	2:39:59.464	37	1	1:43.770		32.931	33.378	37.461	265.4	2:01:21.425	
50	2	1:53.431	33.007	35.705	44.719	281.2	2:41:52.895	38	1	1:43.804		32.089	34.029	37.686	266.7	2:03:05.229	
								39	1	1:58.414	B	32.706	36.736	48.972	266.0	2:05:03.643	





European Le Mans Series
4 Hours of Algarve
Free Practice 1

Sector Analysis

Lap	D	Time	Sector 1	Sector 2	Sector 3	T. Spd	Elapsed	Lap	D	Time	Sector 1	Sector 2	Sector 3	T. Spd	Elapsed
40	1	3:09.913	1:56.822	35.229	37.862		2:08:13.556	34	1	1:41.293	30.742	32.570	37.981	285.7	1:46:21.629
41	1	1:43.548	32.350	33.098	38.100	264.1	2:09:57.104	35	1	1:39.436	30.812	32.639	35.985	280.5	1:48:01.065
42	1	1:46.674	34.465	33.960	38.249	264.7	2:11:43.778	36	1	1:39.851	30.620	32.969	36.262	287.2	1:49:40.916
43	1	1:43.966	32.658	33.199	38.109	265.4	2:13:27.744	37	1	1:38.196	30.508	31.258	36.430	286.5	1:51:19.112
44	1	1:43.042	32.494	32.970	37.578	265.4	2:15:10.786	38	1	1:38.235	30.616	31.524	36.095	287.2	1:52:57.347
45	1	1:41.853	31.894	32.369	37.590	266.7	2:16:52.639	39	1	1:38.215	30.587	31.591	36.037	286.5	1:54:35.562
46	1	1:42.925	32.409	33.128	37.388	266.0	2:18:35.564	40	1	3:09.602 B	51.390	1:01.244	1:16.968	286.5	1:57:45.164
47	1	1:53.888 B	32.394	32.969	48.525	266.7	2:20:29.452	41	2	2:42.831	1:36.006	31.401	35.424		2:00:27.995
48	3	18:43.193	...	36.555	42.438		2:39:12.645	42	2	1:35.767	29.938	30.588	35.241	286.5	2:02:03.762
49	3	1:51.821	34.448	35.590	41.783	255.9	2:41:04.466	43	2	1:35.578	29.704	31.097	34.777	290.3	2:03:39.340
50	3	1:50.418	33.730	35.199	41.489	259.6	2:42:54.884	44	2	1:35.119	29.750	30.582	34.787	290.3	2:05:14.459
51	3	1:50.651	33.474	35.513	41.664	260.9	2:44:45.535	45	2	1:35.547	29.512	30.953	35.082	289.5	2:06:50.006
52	3	1:51.147	34.376	35.175	41.596	261.5	2:46:36.682	46	2	1:34.521	29.381	30.410	34.730	288.8	2:08:24.527
53	3	2:00.537 B	35.327	35.800	49.410	261.5	2:48:37.219	47	2	1:34.514	29.418	30.376	34.720	289.5	2:09:59.041
54	3	7:55.026	6:39.792	35.246	39.988		2:56:32.245	48	2	1:35.999	30.149	30.862	34.988	290.3	2:11:35.040
55	3	1:46.072	33.332	33.869	38.871	264.1	2:58:18.317	49	2	1:36.458	30.113	31.243	35.102	286.5	2:13:11.498
56	3	1:44.379	32.673	33.550	38.156	259.6	3:00:02.696	50	2	1:38.426	31.146	31.656	35.624	285.0	2:14:49.924

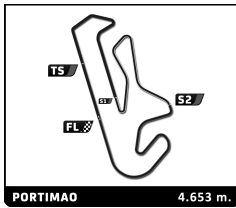
37 COOL Racing
1. Alexandre COIGNY 3. Nicolas LAPIERRE Oreca 07 - Gibson
2. Malthe JAKOBSEN LMP2 Pro/Am

1	1	30:45.272	...	39.766	43.235		30:45.272
2	1	1:43.785	33.089	33.418	37.278	274.8	32:29.057
3	1	1:38.815	30.724	32.093	35.998	286.5	34:07.872
4	1	1:37.028	30.331	31.297	35.400	288.0	35:44.900
5	1	1:40.154	31.535	32.059	36.560	289.5	37:25.054
6	1	1:40.319	30.174	32.463	37.682	288.8	39:05.373
7	1	1:43.432	30.363	31.055	42.014	284.2	40:48.805
8	1	1:53.019	34.468	37.035	41.516	268.7	42:41.824
9	1	2:14.282 B	39.482	39.617	55.183	282.0	44:56.106
10	3	4:08.487	2:52.265	36.526	39.696		49:04.593
11	3	1:45.666	33.781	33.763	38.122	279.1	50:50.259
12	3	1:44.074	32.790	33.179	38.105	281.2	52:34.333
13	3	1:53.641 B	32.460	34.532	46.649	282.7	54:27.974
14	3	6:56.686	5:49.470	31.399	35.817		1:01:24.660
15	3	1:35.291	29.734	30.580	34.977	287.2	1:02:59.951
16	3	1:34.620	29.527	30.499	34.594	287.2	1:04:34.571
17	3	1:34.662	29.486	30.413	34.763	288.8	1:06:09.233
18	3	1:35.559	29.586	30.736	35.237	287.2	1:07:44.792
19	3	1:41.111 B	29.674	30.775	40.662	288.8	1:09:25.903
20	1	10:43.511	9:34.762	33.126	35.623		1:20:09.414
21	1	1:36.878	30.349	31.079	35.540	286.5	1:21:46.292
22	1	1:36.874	30.143	31.191	35.540	288.0	1:23:23.166
23	1	1:36.495	30.174	31.054	35.267	287.2	1:24:59.661
24	1	1:37.166	30.446	31.054	35.666	288.0	1:26:36.827
25	1	1:39.353	31.541	32.079	35.733	286.5	1:28:16.180
26	1	1:37.545	30.858	31.288	35.399	288.0	1:29:53.725
27	1	1:36.880	30.394	31.120	35.366	288.0	1:31:30.605
28	1	1:36.769	30.128	31.210	35.431	288.0	1:33:07.374
29	1	1:37.490	30.847	31.110	35.533	288.0	1:34:44.864
30	1	1:36.988	30.310	30.911	35.767	288.0	1:36:21.852
31	1	1:38.450	30.977	31.693	35.780	289.5	1:38:00.302
32	1	1:43.919 B	31.628	31.309	40.982	288.8	1:39:44.221
33	1	4:56.115	3:48.109	31.926	36.080		1:44:40.336

43 Inter Europol Competition
1. Rui ANDRADE 3. Jonathan ABERDEIN Oreca 07 - Gibson
2. Olli CALDWELL LMP2

1	2	2:25.765	1:00.869	41.295	43.601		2:25.765
2	2	1:57.947	38.849	37.694	41.404	237.4	4:23.712
3	2	1:48.238	34.921	34.409	38.908	265.4	6:11.950
4	2	1:44.228	35.118	33.142	35.968	266.7	7:56.178
5	2	2:18.858 B	32.118	31.708	1:15.032	284.2	10:15.036
6	1	16:56.671	...	35.597	39.523		27:11.707
7	1	1:40.065	31.879	32.027	36.159	278.4	28:51.772
8	1	1:38.657	31.805	31.737	35.115	285.7	30:30.429
9	1	1:37.383	31.034	31.172	35.177	287.2	32:07.812
10	1	1:35.640	29.840	30.807	34.993	288.0	33:43.452
11	1	1:36.432	30.214	30.978	35.240	288.0	35:19.884
12	1	1:36.082	30.006	30.869	35.207	288.0	36:55.966
13	1	1:37.111	29.934	31.396	35.781	289.5	38:33.077
14	1	1:46.163 B	30.234	32.903	43.026	288.0	40:19.240
15	1	2:11.102	56.226	35.565	39.311		42:30.342
16	1	1:55.168	34.232	37.372	43.564	279.8	44:25.510
17	1	2:05.840 B	37.140	37.121	51.579	268.7	46:31.350
18	3	8:30.349	7:20.858	32.932	36.559		55:01.699
19	3	1:36.784	30.790	30.910	35.084	280.5	56:38.483
20	3	1:35.686	29.813	30.785	35.088	285.0	58:14.169
21	3	1:35.929	29.636	31.149	35.144	288.0	59:50.098
22	3	1:35.168	29.673	30.502	34.993	287.2	1:01:25.266
23	3	1:35.925	29.844	30.803	35.278	288.0	1:03:01.191
24	3	1:34.929	29.461	30.572	34.896	288.8	1:04:36.120
25	3	1:34.689	29.478	30.529	34.682	288.8	1:06:10.809
26	3	1:34.836	29.430	30.294	35.112	288.0	1:07:45.645





European Le Mans Series
4 Hours of Algarve
Free Practice 1

Sector Analysis


Lap under Red Flag Invalidated Lap Personal Best Session Best Crossing the pit lane

Lap	D	Time	Sector 1	Sector 2	Sector 3	T. Spd	Elapsed	Lap	D	Time	Sector 1	Sector 2	Sector 3	T. Spd	Elapsed
27	3	1:35.373	29.486	30.699	35.188	290.3	1:09:21.018	3	3	7:11.223 B	4:53.514	1:01.461	1:16.248		11:32.937
28	3	1:34.668	29.285	30.569	34.814	288.0	1:10:55.686	4	3	21:06.707	...	33.950	38.564		32:39.644
29	3	1:35.324	29.972	30.548	34.804	288.0	1:12:31.010	5	3	1:43.323	32.737	32.866	37.720	262.8	34:22.967
30	3	1:35.988	30.077	30.804	35.107	289.5	1:14:06.998	6	3	1:42.612	32.387	32.609	37.616	262.8	36:05.579
31	3	1:41.745 B	29.438	30.845	41.462	288.8	1:15:48.743	7	3	1:42.494	32.281	32.618	37.595	264.7	37:48.073
32	2	3:44.326	2:35.207	32.626	36.493		1:19:33.069	8	3	1:49.658 B	32.428	32.792	44.438	263.4	39:37.731
33	2	1:36.801	30.354	31.181	35.266	286.5	1:21:09.870	9	1	3:43.874	2:21.508	35.594	46.772		43:21.605
34	2	1:38.416	31.092	32.027	35.297	287.2	1:22:48.286	10	1	2:05.613	39.190	39.043	47.380	247.1	45:27.218
35	2	1:36.422	30.039	31.051	35.332	288.0	1:24:24.708	11	1	2:06.333	40.769	40.408	45.156	207.3	47:33.551
36	2	1:36.532	30.188	30.978	35.366	288.0	1:26:01.240	12	1	1:58.466	38.445	37.217	42.804	246.6	49:32.017
37	2	1:36.390	29.918	31.320	35.152	286.5	1:27:37.630	13	1	1:50.616	35.674	35.365	39.577	258.4	51:22.633
38	2	1:36.412	29.864	30.872	35.676	288.8	1:29:14.042	14	1	1:47.903	34.309	34.228	39.366	260.9	53:10.536
39	2	1:35.760	29.810	30.914	35.036	286.5	1:30:49.802	15	1	1:56.252 B	33.850	33.804	48.598	260.9	55:06.788
40	2	1:38.059	30.325	31.398	36.336	288.0	1:32:27.861	16	2	5:19.711	4:04.548	35.465	39.698		1:00:26.499
41	2	1:36.819	30.157	31.038	35.624	288.0	1:34:04.680	17	2	1:46.968	32.446	34.280	39.242	262.1	1:02:13.467
42	2	1:36.450	30.100	30.963	35.387	287.2	1:35:41.130	18	2	1:57.016 B	34.367	36.124	46.525	263.4	1:04:10.483
43	2	1:36.159	29.683	31.009	35.467	288.0	1:37:17.289	19	2	4:41.689	3:23.241	37.421	41.027		1:08:52.172
44	2	1:36.216	29.840	30.873	35.503	288.0	1:38:53.505	20	2	1:48.287	35.132	34.360	38.795	260.2	1:10:40.459
45	2	1:42.799 B	29.903	30.735	42.161	285.7	1:40:36.304	21	2	1:44.265	32.559	33.244	38.462	264.1	1:12:24.724
46	2	6:44.189 B	5:27.880	32.912	43.397		1:47:20.493	22	2	1:52.535 B	33.735	33.821	44.979	263.4	1:14:17.259
47	2	2:31.509	1:23.406	31.530	36.573		1:49:52.002	23	2	6:04.338 B	4:46.135	33.769	44.434		1:20:21.597
48	2	1:39.333	30.098	31.333	37.902	285.7	1:51:31.335	24	2	24:18.643	...	35.791	38.823		1:44:40.240
49	2	1:40.579	30.451	34.293	35.835	280.5	1:53:11.914	25	2	1:44.810	33.084	33.421	38.305	264.1	1:46:25.050
50	2	1:46.767 B	30.041	31.678	45.048	284.2	1:54:58.681	26	2	1:44.107	32.810	33.264	38.033	264.1	1:48:09.157
51	2	14:26.522	...	37.681	40.414		2:09:25.203	27	2	1:44.106	32.539	33.247	38.320	264.7	1:49:53.263
52	2	1:44.230	32.772	32.777	38.681	268.7	2:11:09.433	28	2	1:43.785	32.551	33.155	38.079	263.4	1:51:37.048
53	2	1:39.322	31.871	31.446	36.005	273.4	2:12:48.755	29	2	1:45.115	32.500	33.715	38.900	266.0	1:53:22.163
54	2	1:37.056	29.658	30.945	36.453	287.2	2:14:25.811	30	2	2:10.678	32.744	33.994	1:03.940	264.1	1:55:32.841
55	2	1:34.766	29.421	30.576	34.769	288.8	2:16:00.577	31	2	3:20.393	1:12.372	1:00.725	1:07.296	79.9	1:58:53.234
56	2	1:43.956	32.206	34.572	37.178	288.8	2:17:44.533	32	2	1:46.575	34.984	33.489	38.102	243.8	2:00:39.809
57	2	1:44.388 B	30.524	30.513	43.351	288.8	2:19:28.921	33	2	1:44.385	33.006	33.103	38.276	265.4	2:02:24.194
58	1	9:16.634	7:52.820	40.201	43.613		2:28:45.555	34	2	1:44.828	32.554	33.757	38.517	264.7	2:04:09.022
59	1	1:54.667	35.676	37.708	41.283	272.7	2:30:40.222	35	2	1:44.165	32.564	33.399	38.202	264.1	2:05:53.187
60	1	1:53.232	36.630	36.176	40.426	276.2	2:32:33.454	36	2	1:44.170	32.662	33.270	38.238	264.7	2:07:37.357
61	1	1:51.372	34.608	36.123	40.641	273.4	2:34:24.826	37	2	1:44.491	32.669	33.369	38.453	264.1	2:09:21.848
62	1	1:50.625	34.170	35.730	40.725	277.6	2:36:15.451	38	2	1:44.168	32.690	33.488	37.990	265.4	2:11:06.016
63	1	1:50.973	34.161	36.007	40.805	281.2	2:38:06.424	39	2	1:44.551	32.763	33.279	38.509	264.1	2:12:50.567
64	1	1:50.539	33.611	35.545	41.383	277.6	2:39:56.963	40	2	1:53.331 B	33.184	34.851	45.296	264.1	2:14:43.898
65	1	1:56.396 B	33.296	35.507	47.593	279.1	2:41:53.359	41	1	3:37.322	2:24.479	33.829	39.014		2:18:21.220
66	1	3:20.215	2:00.704	34.265	45.246		2:45:13.574	42	1	1:45.735	33.021	33.529	39.185	262.1	2:20:06.955
67	1	1:51.565	34.423	35.459	41.683	264.7	2:47:05.139	43	1	1:51.678	34.307	34.122	43.249	263.4	2:21:58.633
68	1	1:46.632	33.429	32.589	40.614	279.8	2:48:51.771	44	1	2:15.535 B	37.882	41.481	56.172	235.8	2:24:14.168
69	1	1:56.711 B	34.232	33.952	48.527	282.7	2:50:48.482	45	3	19:34.551	...	36.082	43.180		2:43:48.719
70	3	3:17.604	2:05.891	32.347	39.366		2:54:06.086	46	3	1:56.183	35.521	36.343	44.319	256.5	2:45:44.902
71	3	1:40.017	31.231	31.525	37.261	280.5	2:55:46.103	47	3	2:03.553 B	36.169	36.302	51.082	246.6	2:47:48.455
72	3	1:37.303	30.064	30.931	36.308	283.5	2:57:23.406	48	3	2:52.483	1:37.210	33.898	41.375		2:50:40.938
73	3	1:37.269	29.706	31.352	36.211	285.7	2:59:00.675	49	3	1:49.163	33.712	34.448	41.003	260.9	2:52:30.101
74	3	1:39.126	29.750	31.379	37.997	288.0	3:00:39.801	50	3	1:56.022 B	33.698	34.083	48.241	260.9	2:54:26.123

44	GMB Motorsport	Aston Martin Vantage AMR					
	1. Jens MØLLER	3. Nicki THIMM	LMGTE				
	2. Gustav BIRCH						
1	3	2:16.984	56.160	39.687	41.137		2:16.984
2	3	2:04.730 B	38.294	35.749	50.687	255.3	4:21.714

47	COOL Racing	Oreca 07 - Gibson					
	1. Vladislav LOMKO	3. Jose Maria LOPEZ	LMP2				
	2. Reshad DE GERUS						
1	2	30:49.312	...	39.266	38.653		30:49.312
2	2	1:41.236	31.630	33.569	36.037	281.2	32:30.548



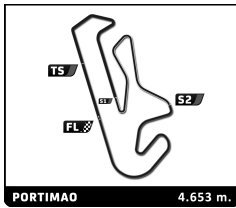


European Le Mans Series
4 Hours of Algarve
Free Practice 1

Sector Analysis

Lap under Red Flag											Invalidated Lap	Personal Best	Session Best	B Crossing the pit lane								
Lap	D	Time	Sector 1	Sector 2	Sector 3	T. Spd	Elapsed	Lap	D	Time	Sector 1	Sector 2	Sector 3	T. Spd	Elapsed							
3	2	1:40.799	31.403	32.810	36.586	288.0	34:11.347	56	1	1:45.338	32.590	32.936	39.812	272.7	2:52:00.096							
4	2	1:34.591	29.489	30.356	34.746	289.5	35:45.938	57	1	1:42.422	30.880	32.946	38.596	279.1	2:53:42.518							
5	2	1:48.061	38.466	33.183	36.412	289.5	37:33.999	58	1	1:41.159	30.423	31.696	39.040	282.7	2:55:23.677							
6	2	1:36.084	29.426	31.460	35.198	289.5	39:10.083	59	1	1:38.441	30.112	31.542	36.787	282.7	2:57:02.118							
7	2	1:46.161	B 30.341	30.970	44.850	288.0	40:56.244	60	1	1:38.580	30.926	31.240	36.414	285.7	2:58:40.698							
8	3	18:03.363	...	33.143	35.820	...	58:59.607	61	1	1:40.560	30.250	31.620	38.690	287.2	3:00:21.258							
9	3	1:35.862	29.839	31.139	34.884	285.7	1:00:35.469	<div style="border: 1px solid black; padding: 5px;"> 50 Formula Racing 1. Johnny LAURSEN 2. Conrad LAURSEN 3. Nicklas NIELSEN Ferrari 488 GTE Evo LMGT E </div>							1	3	6:19.866	4:36.040	50.617	53.209	6:19.866	
10	3	1:38.245 29.643	31.872	36.730	288.0	1:02:13.714	2								3	2:18.107	B 43.211	40.754	54.142	173.6	8:37.973	
11	3	1:42.878	32.413	32.630	37.835	290.3	1:03:56.592								3	3	19:04.732	...	44.405	48.228	...	27:42.705
12	3	1:35.364	29.604	30.743	35.017	290.3	1:05:31.956								4	3	2:05.747	B 39.189	37.401	49.157	212.6	29:48.452
13	3	1:34.341	29.477	30.241	34.623	289.5	1:07:06.297								5	2	3:50.182	2:21.960	42.210	46.012	...	33:38.634
14	3	1:35.437	29.394	30.693	35.350	289.5	1:08:41.734								6	2	1:54.405	37.402	36.897	40.106	243.2	35:33.039
15	3	1:34.911	29.653	30.495	34.763	289.5	1:10:16.645								7	2	1:48.921	34.292	34.563	40.066	256.5	37:21.960
16	3	1:36.048	29.581	31.380	35.087	289.5	1:11:52.693								8	2	1:43.434	32.403	33.057	37.974	260.9	39:05.394
17	3	1:34.987	29.714	30.522	34.751	288.8	1:13:27.680								9	2	1:49.189	32.349	32.902	43.938	264.1	40:54.583
18	3	1:35.756	29.831	30.807	35.118	288.8	1:15:03.436								10	2	1:54.643	35.051	37.961	41.631	257.1	42:49.226
19	3	2:26.938	B 29.585	1:11.140	46.213	288.0	1:17:30.374	11	2	2:07.880 B 37.625	38.144	52.111	256.5	...	44:57.106							
20	2	14:30.354	...	37.020	38.747	...	1:32:00.728	12	2	23:30.791	...	38.516	41.094	...	1:08:27.897							
21	2	1:44.794	36.733	32.327	35.734	283.5	1:33:45.522	13	2	1:43.273	32.610	32.887	37.776	260.2	1:10:11.170							
22	2	1:35.131	29.480	30.477	35.174	288.8	1:35:20.653	14	2	2:02.127 40.812	41.163	40.152	262.1	...	1:12:13.297							
23	2	1:35.737	30.033	30.780	34.924	288.0	1:36:56.390	15	2	1:42.966	32.398	32.606	37.962	261.5	1:13:56.263							
24	2	1:35.577	29.868	30.788	34.921	289.5	1:38:31.967	16	2	1:51.103	35.222	34.715	41.166	261.5	1:15:47.366							
25	2	1:37.299	29.597	31.670	36.032	288.8	1:40:09.266	17	2	1:52.457	38.597	34.893	38.967	262.8	1:17:39.823							
26	2	1:34.816	29.495	30.394	34.927	290.3	1:41:44.082	18	2	1:43.109	32.366	32.818	37.925	261.5	1:19:22.932							
27	2	1:42.762	B 31.435	30.839	40.488	289.5	1:43:26.844	19	2	1:43.389	32.566	33.116	37.707	262.8	1:21:06.321							
28	1	9:54.037	8:44.934	32.536	36.567	...	1:53:20.881	20	2	1:46.996	34.496	34.073	38.427	262.1	1:22:53.317							
29	1	2:06.237	31.811	33.152	1:01.274	283.5	1:55:27.118	21	2	1:44.377	32.970	33.130	38.277	262.8	1:24:37.694							
30	1	3:22.589	1:11.558	1:00.123	1:10.908	81.4	1:58:49.707	22	2	1:46.118	32.678	33.539	39.901	262.8	1:26:23.812							
31	1	1:39.879	33.087	31.412	35.380	247.7	2:00:29.586	23	2	1:49.590	B 32.640	33.441	43.509	262.8	1:28:13.402							
32	1	1:36.672	29.946	31.501	35.225	285.7	2:02:06.258	24	3	3:33.917	2:21.887	33.897	38.133	...	1:31:47.319							
33	1	1:36.669 29.964	30.911	35.794	287.2	2:03:42.927	25	3	1:43.724	32.441	33.246	38.037	262.1	1:33:31.043								
34	1	1:37.551	31.450	30.767	35.334	285.7	2:05:20.478	26	3	1:48.174	35.960	34.285	37.929	262.8	1:35:19.217							
35	1	1:35.957	29.716	30.875	35.366	287.2	2:06:56.435	27	3	1:43.767	32.735	33.137	37.895	263.4	1:37:02.984							
36	1	1:35.627	30.021	30.693	34.913	286.5	2:08:32.062	28	3	1:43.253	32.314	33.125	37.814	263.4	1:38:46.237							
37	1	1:35.733	29.501	30.587	35.645	289.5	2:10:07.795	29	3	1:49.143	B 32.333	33.099	43.711	264.7	1:40:35.380							
38	1	1:36.685 30.119	31.259	35.307	287.2	2:11:44.480	30	1	3:49.957	2:36.054	34.700	39.203	...	1:44:25.337								
39	1	1:37.073	30.079	31.421	35.573	288.8	2:13:21.553	31	1	1:46.392 33.647	33.943	38.802	259.6	...	1:46:11.729							
40	1	1:36.032	30.047	31.047	34.938	287.2	2:14:57.585	32	1	1:45.966	33.111	33.641	39.214	260.2	1:47:57.695							
41	1	1:35.871	29.726	31.237	34.908	288.0	2:16:33.456	33	1	1:47.238 33.950	34.562	39.426	260.9	...	1:49:45.033							
42	1	1:35.354	29.745	30.834	34.775	288.0	2:18:08.810	34	1	1:46.614	33.277	33.930	39.407	259.0	1:51:31.647							
43	1	1:36.116	29.835	30.822	35.459	288.0	2:19:44.926	35	1	1:54.440	B 33.412	34.675	46.353	260.2	1:53:26.087							
44	1	1:45.120	B 30.101	31.360	43.659	287.2	2:21:30.046	36	1	8:13.900	6:58.559	35.331	40.010	...	2:01:39.987							
45	3	7:18.815	5:59.615	37.788	41.412	...	2:28:48.861	37	1	1:44.816 33.287	33.486	38.043	259.6	...	2:03:24.803							
46	3	1:50.904	34.760	35.557	40.587	276.9	2:30:39.765	38	1	1:49.267	35.289	35.158	38.820	262.8	2:05:14.070							
47	3	1:48.673	33.966	35.105	39.602	279.8	2:32:28.438	39	1	1:44.853	32.768	33.606	38.479	260.9	2:06:58.923							
48	3	1:48.419	33.876	34.985	39.558	281.2	2:34:16.857	40	1	1:45.063	33.012	33.928	38.123	262.1	2:08:43.986							
49	3	1:48.990	33.935	35.468	39.587	281.2	2:36:05.847	41	1	1:44.523	32.913	33.372	38.238	264.1	2:10:28.509							
50	3	1:48.962	33.433	35.280	40.249	282.7	2:37:54.809	42	1	1:44.811	32.981	33.570	38.260	261.5	2:12:13.320							
51	3	1:47.341	33.050	34.683	39.608	280.5	2:39:42.150	43	1	1:54.991	B 32.876	33.792	48.323	261.5	2:14:08.311							
52	3	1:55.442	B 32.773	34.955	47.714	283.5	2:41:37.592	44	1	3:38.305	2:16.449	40.610	41.246	...	2:17:46.616							
53	1	3:42.878	2:23.524	36.613	42.741	...	2:45:20.470															
54	1	2:00.479	B 34.591	37.019	48.869	271.4	2:47:20.949															
55	1	2:53.809	1:38.136	34.091	41.582	...	2:50:14.758															

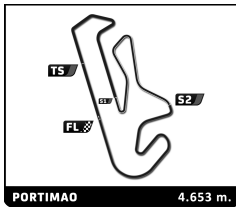




European Le Mans Series 4 Hours of Algarve Free Practice 1

Sector Analysis

		Lap under Red Flag		Invalidated Lap		Personal Best		Session Best		B Crossing the pit lane					
Lap	D	Time	Sector 1	Sector 2	Sector 3	T. Spd	Elapsed	Lap	D	Time	Sector 1	Sector 2	Sector 3	T. Spd	Elapsed
51		AF Corse		3. Ulysse DE PAUW		Ferrari 488 GTE Evo									
		1. Kriton LENTOUDIS				LMGTE									
		2. Rui AGUAS													
1	2	6:12.477	4:45.907	41.636	44.934		6:12.477	36	1	6:27.512	5:09.108	36.840	41.564		2:01:17.246
2	2	1:53.603	37.746	36.054	39.803	254.7	8:06.080	37	1	1:52.204	36.012	36.792	39.400	255.3	2:03:09.450
3	2	12:04.492 B	259.0	20:10.572	38	1	1:45.376	33.231	33.379	38.766	261.5	2:04:54.826
4	3	2:14.257	...	37.601	43.914		2:47:24.829	39	1	1:44.109	32.912	32.905	38.292	260.2	2:06:38.935
5	3	1:55.404	35.788	36.117	43.499	251.7	2:49:20.233	40	1	1:45.090	32.778	33.345	38.967	260.2	2:08:24.025
6	3	2:02.857 B	35.326	36.613	50.918	257.1	2:51:23.090	41	1	1:45.392	33.063	33.402	38.927	257.8	2:10:09.417
7	2	3:19.849	1:57.208	37.810	44.831		2:54:42.939	42	1	1:45.048	32.885	33.642	38.521	259.0	2:11:54.465
8	2	1:56.381	36.368	36.296	43.717	248.8	2:56:39.320	43	1	1:45.949	33.075	33.868	39.006	260.9	2:13:40.414
9	2	2:09.259 B	38.210	38.378	52.671	255.3	2:58:48.579	44	1	1:51.120 B	34.244	33.367	43.509	260.2	2:15:31.534
55		Spirit of Race		3. Matthew GRIFFIN		Ferrari 488 GTE Evo									
		1. Duncan CAMERON				LMGTE									
		2. David PEREL													
1	3	10:58.373 B	8:45.975	53.586	1:18.812		10:58.373	51	1	2:01.315	37.979	37.820	45.516	239.5	2:46:44.950
2	3	16:15.752	...	35.659	40.085		27:14.125	52	1	1:57.524	35.585	36.674	45.265	251.7	2:48:42.474
3	3	1:46.055	34.110	33.446	38.499	255.9	29:00.180	53	1	1:55.709	36.619	35.892	43.198	250.6	2:50:38.183
4	3	1:45.641	33.153	33.542	38.946	261.5	30:45.821	54	1	1:52.868	34.577	34.925	43.366	254.7	2:52:31.051
5	3	1:48.712	33.202	35.908	39.602	259.6	32:34.533	55	1	1:51.076	34.326	35.212	41.538	258.4	2:54:22.127
6	3	1:43.060	32.493	32.749	37.818	261.5	34:17.593	56	1	1:49.388	33.871	34.150	41.367	259.0	2:56:11.515
7	3	1:43.469	33.148	32.546	37.775	261.5	36:01.062	57	1	1:48.161	33.427	34.033	40.701	257.8	2:57:59.676
8	3	1:52.118 B	32.280	32.760	47.078	263.4	37:53.180	58	1	1:46.708	33.442	33.846	39.420	260.9	2:59:46.384
9	3	10:11.840 B	8:20.755	48.767	1:02.318		48:05.020	59	1	1:46.673	33.176	33.982	39.515	260.9	3:01:33.057
10	3	14:44.462 B	...	34.037	45.860		1:02:49.482								
11	3	3:12.423	1:55.588	37.043	39.792		1:06:01.905								
12	3	1:52.527	33.313	34.758	44.456	259.0	1:07:54.432								
13	3	1:43.211	32.438	32.937	37.836	260.9	1:09:37.643								
14	3	1:42.449	32.253	32.561	37.635	262.1	1:11:20.092								
15	3	1:51.102 B	32.796	33.648	44.658	262.1	1:13:11.194								
16	2	3:54.560	2:37.266	35.053	42.241		1:17:05.754								
17	2	1:44.651	33.602	33.002	38.047	262.1	1:18:50.405								
18	2	1:42.815	32.362	32.567	37.886	262.8	1:20:33.220								
19	2	1:43.461	32.356	33.245	37.860	262.8	1:22:16.681								
20	2	1:42.918	32.346	32.747	37.825	262.1	1:23:59.599								
21	2	1:50.974 B	32.771	33.226	44.977	262.1	1:25:50.573								
22	2	4:15.106	3:02.632	32.544	39.930		1:30:05.679								
23	2	1:43.387	32.595	32.678	38.114	259.6	1:31:49.066								
24	2	1:43.015	32.440	32.901	37.674	260.9	1:33:32.081								
25	2	1:43.181	32.458	32.951	37.772	263.4	1:35:15.262								
26	2	1:45.599	33.103	34.656	37.840	260.9	1:37:00.861								
27	2	1:43.024	32.345	32.830	37.849	261.5	1:38:43.885								
28	2	1:43.067	32.374	32.810	37.883	262.1	1:40:26.952								
29	2	1:47.135	32.407	32.797	41.931	262.8	1:42:14.087								
30	2	1:49.137 B	32.437	33.122	43.578	259.6	1:44:03.224								
31	1	3:31.860	2:16.144	36.233	39.483		1:47:35.084								
32	1	1:46.842	33.489	33.764	39.589	259.6	1:49:21.926								
33	1	1:46.714	33.487	33.973	39.254	257.8	1:51:08.640								
34	1	1:45.867	33.030	33.623	39.214	260.2	1:52:54.507								
35	1	1:55.227 B	33.241	35.745	46.241	258.4	1:54:49.734								
57		Kessel Racing		3. Daniel SERRA		Ferrari 488 GTE Evo									
		1. Takeshi KIMURA				LMGTE									
		2. Gregory HUFFAKER II													
1	3	4:09.333 B	2:27.508	44.649	57.176		4:09.333	1	3	4:09.333 B	2:27.508	44.649	57.176		4:09.333
2	3	3:24.126	1:59.768	40.843	43.515		7:33.459	2	3	3:24.126	1:59.768	40.843	43.515		7:33.459
3	3	2:30.270 B	38.741	36.281	1:15.248	210.1	10:03.729	3	3	2:30.270 B	38.741	36.281	1:15.248	210.1	10:03.729
4	3	17:36.968	...	38.403	41.170		27:40.697	4	3	17:36.968	...	38.403	41.170		27:40.697
5	3	1:51.795	36.251	35.381	40.163	223.6	29:32.492	5	3	1:51.795	36.251	35.381	40.163	223.6	29:32.492
6	3	1:48.720	34.977	34.740	39.003	225.5	31:21.212	6	3	1:48.720	34.977	34.740	39.003	225.5	31:21.212
7	3	1:46.085	33.799	33.823	38.463	238.9	33:07.297	7	3	1:46.085	33.799	33.823	38.463	238.9	33:07.297
8	3	1:45.522	33.190	33.591	38.741	255.3	34:52.819	8	3	1:45.522	33.190	33.591	38.741	255.3	34:52.819
9	3	1:45.909	33.232	33.917	38.760	257.1	36:38.728	9	3	1:45.909	33.232	33.917	38.760	257.1	36:38.728
10	3	1:58.043	36.383	37.985	43.675	225.5	38:36.771	10	3	1:58.043	36.383	37.985	43.675	225.5	38:36.771
11	3	1:45.444	33.781	33.235	38.428	257.1	40:22.215	11	3	1:45.444	33.781	33.235	38.428	257.1	40:22.215
12	3	1:57.998 B	33.213	36.075	48.710	255.9	42:20.213	12	3	1:57.998 B	33.213	36.075	48.710	255.9	42:20.213
13	3	2:29.856 B	1:00.632	38.226	50.998		44:50.069	13	3	2:29.856 B	1:00.632	38.226	50.998		44:50.069
14	3	17:43.779	...	34.176	44.624		1:02:33.848	14	3	17:43.779	...	34.176	44.624		1:02:33.848
15	3	1:48.169	33.034	33.316	41.819	259.0	1:04:22.017	15	3	1:48.169	33.034	33.316	41.819	259.0	1:04:22.017
16	3	1:43.126	32.538	32.827	37.761	260.2	1:06:05.143	16	3	1:43.126	32.538	32.827	37.761	260.2	1:06:05.143
17	3	1:52.572 B	34.074	34.372	44.126	259.6	1:07:57.715	17	3	1:52.572 B	34.074	34.372	44.126	259.6	1:07:57.715
18	1	3:17.445	2:04.376	34.304	38.765		1:11:15.160	18	1	3:17.445	2:04.376	34.304	38.765		1:11:15.160
19	1	1:45.172	32.740	33.392	39.040	259.6	1:13:00.332	19	1	1:45.172	32.740	33.392	39.040	259.6	1:13:00.332
20	1	1:46.798	33.252	33.919	39.627	257.8	1:14:47.130	20	1	1:46.798	33.252	33.919	39.627	257.8	1:14:47.130
21	1	1:46.715	33.787	34.277	38.651	259.0	1:16:33.845	21	1	1:46.715	33.787	34.277	38.651	259.0</	

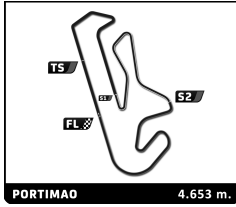


European Le Mans Series
4 Hours of Algarve
Free Practice 1
Sector Analysis

Lap under Red Flag Invalidated Lap Personal Best Session Best B Crossing the pit lane

Lap	D	Time	Sector 1	Sector 2	Sector 3	T. Spd	Elapsed	Lap	D	Time	Sector 1	Sector 2	Sector 3	T. Spd	Elapsed
27	1	1:45.592	32.211	34.195	38.186	260.2	1:28:52.253	17	1	1:52.230	35.522	35.564	41.144	252.9	55:48.669
28	1	1:44.686	33.074	33.315	38.297	262.1	1:30:36.939	18	1	1:52.823	35.628	36.745	40.450	254.1	57:41.492
29	1	1:44.599	32.696	33.407	38.496	262.8	1:32:21.538	19	1	1:48.262	34.201	34.591	39.470	259.0	59:29.754
30	1	1:44.738	32.680	33.477	38.581	261.5	1:34:06.276	20	1	1:47.472	34.031	34.224	39.217	260.2	1:01:17.226
31	1	1:46.175	34.007	33.819	38.349	260.2	1:35:52.451	21	1	1:51.999	33.841	35.947	42.211	260.9	1:03:09.225
32	1	1:45.284	33.199	33.739	38.346	261.5	1:37:37.735	22	1	1:51.581	34.516	35.972	41.093	260.2	1:05:00.806
33	1	1:53.955 B	32.947	35.380	45.628	260.2	1:39:31.690	23	1	1:52.842	34.641	35.731	42.470	236.3	1:06:53.648
34	1	4:13.069	2:54.909	37.709	40.451		1:43:44.759	24	1	1:50.912	34.574	34.641	41.697	258.4	1:08:44.560
35	1	1:48.508	34.756	34.753	38.999	257.8	1:45:33.267	25	1	1:48.080	34.317	34.581	39.182	260.9	1:10:32.640
36	1	1:47.619	33.437	34.580	39.602	258.4	1:47:20.886	26	1	1:53.232 B	33.837	33.860	45.535	260.2	1:12:25.872
37	1	1:44.033	32.740	33.221	38.072	262.1	1:49:04.919	27	1	2:46.418	1:31.913	35.562	38.943		1:15:12.290
38	1	1:44.937	32.630	33.566	38.741	261.5	1:50:49.856	28	1	1:50.486	35.321	35.113	40.052	262.1	1:17:02.776
39	1	1:44.544	32.700	33.733	38.111	263.4	1:52:34.400	29	1	1:49.017	33.692	35.009	40.316	260.9	1:18:51.793
40	1	2:00.457 B	35.188	35.899	49.370	262.8	1:54:34.857	30	1	1:46.214	33.351	33.815	39.048	262.1	1:20:38.007
41	3	7:16.001	5:58.859	37.474	39.668		2:01:50.858	31	1	1:46.489	33.305	33.886	39.298	261.5	1:22:24.496
42	3	1:46.758	34.290	34.094	38.374	254.1	2:03:37.616	32	1	1:46.641	33.320	34.525	38.796	261.5	1:24:11.137
43	3	1:45.173	33.044	33.151	38.978	260.9	2:05:22.789	33	1	1:46.503	33.666	34.009	38.828	262.1	1:25:57.640
44	3	1:42.661	32.297	32.670	37.694	260.9	2:07:05.450	34	1	1:48.202	33.260	34.917	40.025	261.5	1:27:45.842
45	3	1:42.692	32.266	32.733	37.693	260.2	2:08:48.142	35	1	2:01.711 B	36.543	36.124	49.044	259.0	1:29:47.553
46	3	1:45.204	32.772	34.276	38.156	263.4	2:10:33.346	36	1	2:53.069	1:35.074	36.983	41.012		1:32:40.622
47	3	1:43.272	32.487	32.913	37.872	260.2	2:12:16.618	37	1	1:50.217	35.340	34.410	40.467	256.5	1:34:30.839
48	3	1:43.815	32.381	33.244	38.190	261.5	2:14:00.433	38	1	1:47.901	33.434	33.661	40.806	260.2	1:36:18.740
49	3	1:43.443	32.448	33.058	37.937	260.2	2:15:43.876	39	1	1:48.549	33.626	34.066	40.857	257.1	1:38:07.289
50	3	1:47.415	34.816	33.974	38.625	260.9	2:17:31.291	40	1	1:46.709	33.153	34.104	39.452	259.6	1:39:53.998
51	3	1:50.236 B	32.514	32.763	44.959	261.5	2:19:21.527	41	1	1:45.938	33.390	33.726	38.822	262.1	1:41:39.936
52	2	3:32.655	2:11.754	36.215	44.686		2:22:54.182	42	1	1:46.150	33.201	33.857	39.092	262.8	1:43:26.086
53	2	2:15.539 B	39.964	41.389	54.186	243.8	2:25:09.721	43	1	1:55.240 B	33.377	34.808	47.055	261.5	1:45:21.326
54	2	24:52.726	...	35.383	45.134		2:50:02.447	44	1	3:01.367	1:42.522	37.541	41.304		1:48:22.693
55	2	1:53.541	35.179	35.064	43.298	235.3	2:51:55.988	45	1	1:51.831	34.914	35.150	41.767	257.1	1:50:14.524
56	2	1:50.053	33.702	35.004	41.347	252.9	2:53:46.041	46	1	1:48.437	34.905	33.945	39.587	261.5	1:52:02.961
57	2	1:47.244	33.118	33.655	40.471	257.1	2:55:33.285	47	1	1:47.253	33.016	34.580	39.657	259.6	1:53:50.214
58	2	1:46.282	32.801	33.362	40.119	255.9	2:57:19.567	48	1	2:37.094 B	33.349	47.871	1:15.874	260.9	1:56:27.308
59	2	1:47.376	32.697	33.880	40.799	257.1	2:59:06.943	49	2	4:42.696	3:29.252	32.924	40.520		2:01:10.004
60	2	1:45.195	32.710	33.364	39.121	257.8	3:00:52.138	50	2	1:42.811	32.513	32.580	37.718	262.8	2:02:52.815
60 Iron Lynx 1.Claudio SCHIAVONI 3.Matteo CAIROLI Porsche 911 RSR - 19 2.Matteo CRESSONI LMGTE								51	2	1:42.409	32.235	32.595	37.579	264.1	2:04:35.224
								52	2	1:42.845	32.154	32.712	37.979	264.1	2:06:18.069
								53	2	1:44.386	32.331	34.169	37.886	261.5	2:08:02.455
								54	2	1:43.530	32.338	32.709	38.483	263.4	2:09:45.985
								55	2	1:48.575 B	32.559	32.750	43.266	263.4	2:11:34.560
								56	2	3:40.953	2:29.704	33.150	38.099		2:15:15.513
								57	2	1:42.504	32.308	32.686	37.510	262.8	2:16:58.017
								58	2	1:50.337 B	32.579	33.339	44.419	264.1	2:18:48.354
								59	3	3:15.530	1:58.943	33.688	42.899		2:22:03.884
								60	3	2:12.019 B	40.111	37.897	54.011	256.5	2:24:15.903
								61	3	10:31.252	9:10.948	37.296	43.008		2:34:47.155
								62	3	1:54.718	35.474	36.564	42.680	257.8	2:36:41.873
								63	3	1:52.909	35.252	35.679	41.978	259.0	2:38:34.782
								64	3	1:54.791	37.599	35.596	41.596	257.8	2:40:29.573
								65	3	1:50.738	34.484	34.620	41.634	259.0	2:42:20.311
								66	3	1:50.560	34.134	34.422	42.004	260.2	2:44:10.871
								67	3	1:55.607 B	33.613	34.857	47.137	259.6	2:46:06.478
								68	3	2:50.641	1:32.688	34.414	43.539		2:48:57.119
								69	3	1:49.237	33.112	34.195	41.930	259.0	2:50:46.356





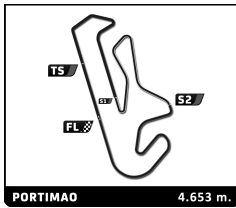
European Le Mans Series
4 Hours of Algarve
Free Practice 1

Sector Analysis

Lap under Red Flag Invalidated Lap Personal Best Session Best B Crossing the pit lane

Lap	D	Time	Sector 1	Sector 2	Sector 3	T. Spd	Elapsed	Lap	D	Time	Sector 1	Sector 2	Sector 3	T. Spd	Elapsed
70	3	1:46.496	32.644	33.061	40.791	260.2	2:52:32.852	45	1	1:36.050	30.024	31.172	34.854	287.2	2:05:17.290
71	3	1:45.506	32.629	33.142	39.735	261.5	2:54:18.358	46	1	1:35.465	29.735	30.772	34.958	288.0	2:06:52.755
72	3	1:44.851	32.387	32.824	39.640	261.5	2:56:03.209	47	1	1:35.032	29.638	30.504	34.890	287.2	2:08:27.787
73	3	1:44.108	32.146	32.888	39.074	261.5	2:57:47.317	48	1	1:36.350	29.663	31.272	35.415	290.3	2:10:04.137
74	3	1:43.572	32.142	32.838	38.592	263.4	2:59:30.889	49	1	1:38.455	31.843	31.322	35.290	287.2	2:11:42.592
75	3	1:43.487	32.148	32.763	38.576	262.8	3:01:14.376	50	1	1:35.733	29.819	30.876	35.038	287.2	2:13:18.325
65	Panis Racing		Oreca 07 - Gibson					66	JMW Motorsport		Ferrari 488 GTE Evo				
	1. Job VAN UITERT		3. Tijmen VAN DER HELM			LMP2			1. Martin BERRY		3. Jon LANCASTER			LMGTE	
	2. Manuel MALDONADO								2. Lorcan HANAFIN						
1	1	27:06.152	...	36.025	40.195		27:06.152	1	3	27:19.463	...	38.322	41.977		27:19.463
2	1	1:44.355	32.501	32.715	39.139	271.4	28:50.507	2	3	1:52.730	38.384	35.217	39.129	217.3	29:12.193
3	1	1:35.890	30.427	30.857	34.606	285.7	30:26.397	3	3	1:44.901	33.303	33.391	38.207	258.4	30:57.094
4	1	1:35.465	30.130	30.417	34.918	285.7	32:01.862	4	3	1:48.298	34.443	33.715	40.140	259.6	32:45.392
5	1	1:34.828	29.584	30.334	34.910	288.0	33:36.690	5	3	1:54.642	33.165	42.575	38.902	261.5	34:40.034
6	1	1:37.821	29.434	30.790	37.597	287.2	35:14.511	6	3	1:43.798	32.923	32.817	38.058	260.9	36:23.832
7	1	1:34.026	29.362	30.290	34.374	288.8	36:48.537	7	3	1:43.355	32.635	32.819	37.901	260.2	38:07.187
8	1	1:36.770	29.865	31.401	35.504	288.8	38:25.307	8	3	1:43.946	32.884	32.937	38.125	259.6	39:51.133
9	1	1:42.353 B	29.457	30.634	42.262	287.2	40:07.660	9	3	1:56.866 B	32.932	34.927	49.007	262.1	41:47.999
10	2	22:01.514	...	37.283	38.972		1:02:09.174	10	1	14:28.029 B	...	37.996	49.062		56:16.028
11	2	1:39.494	32.174	32.052	35.268	282.0	1:03:48.668	11	1	4:05.516	2:51.388	34.913	39.215		1:00:21.544
12	2	1:36.606	30.249	31.314	35.043	285.7	1:05:25.274	12	1	1:51.045	33.580	35.397	42.068	257.8	1:02:12.589
13	2	1:35.821	30.232	30.759	34.830	286.5	1:07:01.095	13	1	1:53.005	34.584	35.074	43.347	260.9	1:04:05.594
14	2	1:36.490	30.055	31.052	35.383	285.7	1:08:37.585	14	1	1:46.583	33.574	34.227	38.782	259.0	1:05:52.177
15	2	1:36.731	29.876	31.034	35.821	286.5	1:10:14.316	15	1	1:46.037	33.409	33.915	38.713	256.5	1:07:38.214
16	2	1:37.545	30.437	32.128	34.980	283.5	1:11:51.861	16	1	1:45.797	33.079	33.593	39.125	259.6	1:09:24.011
17	2	1:35.413	29.720	30.711	34.982	286.5	1:13:27.274	17	1	1:49.430	33.090	37.282	39.058	261.5	1:11:13.441
18	2	1:36.897	29.873	31.171	35.853	288.0	1:15:04.171	18	1	1:47.072	33.465	33.766	39.841	259.0	1:13:00.513
19	2	1:36.646	30.051	31.229	35.366	290.3	1:16:40.817	19	1	1:55.286 B	34.281	33.854	47.151	239.5	1:14:55.799
20	2	1:37.964	29.846	31.259	36.859	288.0	1:18:18.781	20	1	3:27.372	2:04.950	37.880	44.542		1:18:23.171
21	2	1:35.607	29.897	30.822	34.888	284.2	1:19:54.388	21	1	1:51.348	35.710	36.500	39.138	246.0	1:20:14.519
22	2	1:35.166	29.724	30.550	34.892	288.8	1:21:29.554	22	1	1:45.064	33.073	33.557	38.434	260.9	1:21:59.583
23	2	1:38.084	31.417	31.673	34.994	287.2	1:23:07.638	23	1	1:44.330	32.937	33.137	38.256	260.2	1:23:43.913
24	2	1:36.916	30.253	31.637	35.026	289.5	1:24:44.554	24	1	1:45.970	33.151	33.391	39.428	260.9	1:25:29.883
25	2	1:35.945	30.085	30.643	35.217	288.0	1:26:20.499	25	1	1:43.903	32.557	32.928	38.418	260.9	1:27:13.786
26	2	1:42.952 B	29.626	31.043	42.283	288.0	1:28:03.451	26	1	1:44.431	32.794	33.571	38.066	260.9	1:28:58.217
27	3	4:26.776	3:16.427	31.711	38.638		1:32:30.227	27	1	1:43.603	32.500	32.945	38.158	262.1	1:30:41.820
28	3	1:37.615	30.319	31.832	35.464	284.2	1:34:07.842	28	1	1:54.469 B	32.778	36.090	45.601	261.5	1:32:36.289
29	3	1:37.672	30.875	31.475	35.322	286.5	1:35:45.514	29	2	3:22.047	2:09.649	34.107	38.291		1:35:58.336
30	3	1:36.946	29.882	31.717	35.347	285.7	1:37:22.460	30	2	1:45.145	32.787	33.536	38.822	260.2	1:37:43.481
31	3	1:36.497	29.839	31.409	35.249	285.7	1:38:58.957	31	2	1:43.873	32.835	33.037	38.001	260.2	1:39:27.354
32	3	1:36.426	29.812	30.966	35.648	285.7	1:40:35.383	32	2	1:43.225	32.343	32.932	37.950	261.5	1:41:10.579
33	3	1:36.201	30.003	30.944	35.254	286.5	1:42:11.584	33	2	1:43.572	32.546	33.008	38.018	262.1	1:42:54.151
34	3	1:36.397	29.879	31.020	35.498	288.0	1:43:47.981	34	2	1:43.602	32.519	33.094	37.989	262.1	1:44:37.753
35	3	1:37.835	30.826	31.787	35.222	288.0	1:45:25.816	35	2	1:43.896	32.367	33.145	38.384	262.1	1:46:21.649
36	3	1:37.852	29.998	31.254	36.600	287.2	1:47:03.668	36	2	1:43.792	32.567	33.167	38.058	262.8	1:48:05.441
37	3	1:36.093	30.023	30.917	35.153	288.0	1:48:39.761	37	2	1:44.097	32.712	33.295	38.090	262.1	1:49:49.538
38	3	1:35.955	29.847	30.820	35.288	287.2	1:50:15.716	38	2	1:43.770	32.483	33.370	37.917	262.1	1:51:33.308
39	3	1:36.479	30.209	31.172	35.098	288.8	1:51:52.195	39	2	1:46.798	32.664	34.663	39.471	262.8	1:53:20.106
40	3	1:36.033	29.778	31.075	35.180	287.2	1:53:28.228	40	2	2:12.384 B	33.356	33.582	1:05.446	257.8	1:55:32.490
41	3	2:09.172	29.871	33.332	1:05.969	288.0	1:55:37.400								
42	3	3:26.213 B	1:12.121	1:01.622	1:12.470	81.7	1:59:03.613								
43	1	2:59.418	1:52.361	31.677	35.380		2:02:03.031								
44	1	1:38.209	31.244	31.347	35.618	285.7	2:03:41.240								





European Le Mans Series
4 Hours of Algarve
Free Practice 1


Sector Analysis

Lap under Red Flag											Invalidated Lap											Personal Best											Session Best											B Crossing the pit lane																																																																																																																																																																																																																																																																																																																																																																																			
Lap	D	Time	Sector 1	Sector 2	Sector 3	T. Spd	Elapsed	Lap	D	Time	Sector 1	Sector 2	Sector 3	T. Spd	Elapsed	Lap	D	Time	Sector 1	Sector 2	Sector 3	T. Spd	Elapsed	Lap	D	Time	Sector 1	Sector 2	Sector 3	T. Spd	Elapsed	Lap	D	Time	Sector 1	Sector 2	Sector 3	T. Spd	Elapsed																																																																																																																																																																																																																																																																																																																																																																																								
41	2	6:26.795	5:15.488	33.276	38.031		2:01:59.285	32	2	1:45.003	33.117	33.537	38.349	261.5	1:34:34.999	33	2	1:45.068	32.996	33.525	38.547	261.5	1:36:20.067	34	2	1:51.540	32.940	33.722	44.878	262.8	1:38:11.607	35	3	4:39.878	3:27.708	33.759	38.411		1:42:51.485	36	3	1:43.894	32.932	32.988	37.974	264.1	1:44:35.379	37	3	1:43.677	32.715	33.031	37.931	265.4	1:46:19.056	38	3	1:44.527	32.964	33.463	38.100	266.0	1:48:03.583	39	3	1:43.603	32.526	32.922	38.155	265.4	1:49:47.186	40	3	1:44.746	32.519	33.112	39.115	265.4	1:51:31.932	41	3	1:52.092	33.545	34.818	43.729	266.7	1:53:24.024	42	3	2:16.345	32.912	34.677	1:08.756	264.1	1:55:40.369	43	1	4:59.217	3:45.923	33.943	39.351		2:00:39.586	44	1	1:47.607	34.430	34.230	38.947	250.6	2:02:27.193	45	1	1:46.824	33.712	33.887	39.225	264.1	2:04:14.017	46	1	1:46.557	32.979	34.915	38.663	264.1	2:06:00.574	47	1	1:45.747	33.011	33.641	39.095	262.8	2:07:46.321	48	1	1:46.379	32.975	33.625	39.779	265.4	2:09:32.700	49	1	1:45.586	32.363	33.696	38.527	264.1	2:11:18.286	50	1	1:47.289	34.375	33.932	38.982	264.1	2:13:05.575	51	1	1:55.250	33.931	36.352	44.967	261.5	2:15:00.825	52	1	3:33.275	2:07.673	40.665	44.937		2:18:34.100	53	1	1:51.581	35.342	35.999	40.240	258.4	2:20:25.681	54	1	1:54.965	33.564	35.079	46.322	262.1	2:22:20.646	55	1	2:27.455	40.395	47.568	59.492	233.8	2:24:48.101	56	3	19:55.593	...	37.120	44.568		2:44:43.694	57	3	1:57.491	35.774	37.520	44.197	255.3	2:46:41.185	58	3	2:07.681	36.529	37.306	53.846	257.8	2:48:48.866	51	1	1:55.250	33.931	36.352	44.967	261.5	2:15:00.825	52	1	3:33.275	2:07.673	40.665	44.937		2:18:34.100	53	1	1:51.581	35.342	35.999	40.240	258.4	2:20:25.681	54	1	1:54.965	33.564	35.079	46.322	262.1	2:22:20.646	55	1	2:27.455	40.395	47.568	59.492	233.8	2:24:48.101	56	3	19:55.593	...	37.120	44.568		2:44:43.694	57	3	1:57.491	35.774	37.520	44.197	255.3	2:46:41.185	58	3	2:07.681	36.529	37.306	53.846	257.8	2:48:48.866	51	1	1:55.250	33.931	36.352	44.967	261.5	2:15:00.825	52	1	3:33.275	2:07.673	40.665	44.937		2:18:34.100	53	1	1:51.581	35.342	35.999	40.240	258.4	2:20:25.681	54	1	1:54.965	33.564	35.079	46.322	262.1	2:22:20.646	55	1	2:27.455	40.395	47.568	59.492	233.8	2:24:48.101	56	3	19:55.593	...	37.120	44.568		2:44:43.694	57	3	1:57.491	35.774	37.520	44.197	255.3	2:46:41.185	58	3	2:07.681	36.529	37.306	53.846	257.8	2:48:48.866	51	1	1:55.250	33.931	36.352	44.967	261.5	2:15:00.825	52	1	3:33.275	2:07.673	40.665	44.937		2:18:34.100	53	1	1:51.581	35.342	35.999	40.240	258.4	2:20:25.681	54	1	1:54.965	33.564	35.079	46.322	262.1	2:22:20.646	55	1	2:27.455	40.395	47.568	59.492	233.8	2:24:48.101	56	3	19:55.593	...	37.120	44.568		2:44:43.694	57	3	1:57.491	35.774	37.520	44.197	255.3	2:46:41.185	58	3	2:07.681	36.529	37.306	53.846	257.8	2:48:48.866

72 TF Sport
1. Arnold ROBIN
2. Maxime ROBIN
3. Valentin HASSE-CLOT
LMGTE

77 Proton Competition
1. Christian RIED
2. Giammarco LEVORATO
3. Julien ANDLAUER
Porsche 911 RSR - 19
LMGTE





European Le Mans Series
4 Hours of Algarve
Free Practice 1

Sector Analysis

Lap under Red Flag											Invalidated Lap											Personal Best											Session Best											B Crossing the pit lane																																																																																																																																																																																																																																																																																																																																																																																																																																																																																											
Lap	D	Time	Sector 1	Sector 2	Sector 3	T. Spd	Elapsed	Lap	D	Time	Sector 1	Sector 2	Sector 3	T. Spd	Elapsed	Lap	D	Time	Sector 1	Sector 2	Sector 3	T. Spd	Elapsed	Lap	D	Time	Sector 1	Sector 2	Sector 3	T. Spd	Elapsed	Lap	D	Time	Sector 1	Sector 2	Sector 3	T. Spd	Elapsed																																																																																																																																																																																																																																																																																																																																																																																																																																																																																																
24	1	1:44.408	32.520	33.229	38.659	263.4	1:15:29.027	15	2	23:58.607	...	32.156	35.581		1:05:37.592	16	2	1:35.088	29.661	30.727	34.700	286.5	1:07:12.680	17	2	1:35.321	29.675	30.870	34.776	288.0	1:08:48.001	18	2	1:35.794	29.723	30.849	35.222	288.8	1:10:23.795	19	2	1:36.000	29.693	31.243	35.064	290.3	1:11:59.795	20	2	1:41.009 B	29.471	30.878	40.660	285.0	1:13:40.804	21	2	2:05.384 B	53.851	30.641	40.892		1:15:46.188	22	3	5:36.056	4:24.187	34.526	37.343		1:21:22.244	23	3	1:39.428	31.163	32.263	36.002	282.0	1:23:01.672	24	3	1:37.062	30.216	31.103	35.743	286.5	1:24:38.734	25	3	1:36.942	30.596	30.874	35.472	288.8	1:26:15.676	26	3	1:35.712	29.740	30.782	35.190	286.5	1:27:51.388	27	3	1:35.936	29.911	30.878	35.147	286.5	1:29:27.324	28	3	1:37.051	29.814	30.721	36.516	285.7	1:31:04.375	29	3	1:37.731	31.048	31.309	35.374	284.2	1:32:42.106	30	3	1:36.450	30.432	30.890	35.128	286.5	1:34:18.556	31	3	1:35.620	29.822	30.838	34.960	287.2	1:35:54.176	32	3	1:35.749	30.045	30.744	34.960	288.0	1:37:29.925	33	3	1:36.882	30.492	30.895	35.495	286.5	1:39:06.807	34	3	1:36.206	29.706	30.853	35.647	287.2	1:40:43.013	35	3	1:35.775	29.786	30.859	35.130	287.2	1:42:18.788	36	3	1:35.965	29.687	30.769	35.509	288.8	1:43:54.753	37	3	1:35.724	29.818	30.630	35.276	288.0	1:45:30.477	38	3	1:35.784	29.855	30.798	35.131	287.2	1:47:06.261	39	3	1:35.711	29.938	30.664	35.109	288.8	1:48:41.972	40	3	1:35.457	29.687	30.756	35.014	288.0	1:50:17.429	41	3	1:36.265	30.024	31.101	35.140	288.0	1:51:53.694	42	3	1:36.381	29.892	31.402	35.087	287.2	1:53:30.075	43	3	2:06.372	29.886	31.517	1:04.969	288.0	1:55:36.447	44	3	3:17.938	1:12.207	1:01.106	1:04.625	80.4	1:58:54.385	45	3	1:37.550	31.497	30.872	35.181	272.0	2:00:31.935	46	3	1:35.658	29.927	30.774	34.957	286.5	2:02:07.593	47	3	1:41.450 B	29.975	31.182	40.293	288.0	2:03:49.043	48	2	2:56.091	1:48.777	31.333	35.981		2:06:45.134	49	2	1:36.578	29.899	31.135	35.544	286.5	2:08:21.712	50	2	1:36.101	29.942	31.029	35.130	288.0	2:09:57.813	51	2	1:36.990	30.342	31.343	35.305	287.2	2:11:34.803	52	2	1:36.499	30.133	31.214	35.152	287.2	2:13:11.302	53	2	1:37.771	30.403	31.899	35.469	289.5	2:14:49.073	54	2	1:36.476	30.073	31.213	35.190	288.0	2:16:25.549	55	2	1:36.089	29.955	31.129	35.005	288.8	2:18:01.638	56	2	1:37.749	29.885	31.748	36.116	288.0	2:19:39.387	57	2	1:37.814	30.531	31.680	35.603	289.5	2:21:17.201	58	2	1:49.966 B	30.198	33.286	46.482	287.2	2:23:07.167	1	2	2:46.265 B	1:23.995	35.564	46.706		2:46.265	2	2	4:40.109	3:24.404	36.577	39.128		7:26.374	3	2	1:46.857	34.250	33.493	39.114	275.5	9:13.231	4	2	3:34.858 B	1:16.350	1:01.990	1:16.518	75.5	12:48.089	5	2	14:14.163	...	34.580	37.244		27:02.252	6	2	1:41.570	31.423	31.715	38.432	284.2	28:43.822	7	2	1:36.489	30.765	31.050	34.674	290.3	30:20.311	8	2	1:34.697	29.521	30.545	34.631	288.8	31:55.008	9	2	1:35.202	29.598	30.441	35.163	288.8	33:30.210	10	2	1:34.895	29.643	30.510	34.742	288.8	35:05.105	11	2	1:34.278	29.356	30.359	34.563	290.3	36:39.383	12	2	1:36.412	30.481	31.034	34.897	290.3	38:15.795	13	2	1:35.307	29.627	30.768	34.912	288.0	39:51.102	14	2	1:47.883 B	31.125	32.545	44.213	290.3	41:38.985	1	3	8:16.501 B	6:45.068	39.906	51.527		8:16.501	2	3	26:59.869	...	35.694	37.757		35:16.370	3	3	1:37.740	30.774	31.485	35.481	282.7	36:54.110	4	3	1:35.899	29.529	31.639	34.731	285.0	38:30.009	5	3	1:37.768	30.284	30.820	36.664	285.7	40:07.777	6	3	1:50.458 B	29.505	33.921	47.032	286.5	41:58.235

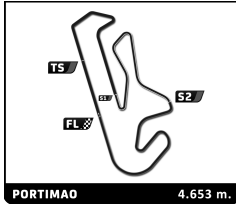
81 DragonSpeed USA
1. Henrik HEDMAN
2. Sebastian MONTOYA
Oreca 07 - Gibson
LMP2 Pro/Am

1	2	2:46.265 B	1:23.995	35.564	46.706		2:46.265
2	2	4:40.109	3:24.404	36.577	39.128		7:26.374
3	2	1:46.857	34.250	33.493	39.114	275.5	9:13.231
4	2	3:34.858 B	1:16.350	1:01.990	1:16.518	75.5	12:48.089
5	2	14:14.163	...	34.580	37.244		27:02.252
6	2	1:41.570	31.423	31.715	38.432	284.2	28:43.822
7	2	1:36.489	30.765	31.050	34.674	290.3	30:20.311
8	2	1:34.697	29.521	30.545	34.631	288.8	31:55.008
9	2	1:35.202	29.598	30.441	35.163	288.8	33:30.210
10	2	1:34.895	29.643	30.510	34.742	288.8	35:05.105
11	2	1:34.278	29.356	30.359	34.563	290.3	36:39.383
12	2	1:36.412	30.481	31.034	34.897	290.3	38:15.795
13	2	1:35.307	29.627	30.768	34.912	288.0	39:51.102
14	2	1:47.883 B	31.125	32.545	44.213	290.3	41:38.985

83 AF Corse
1. François PERRODO
2. Matthieu VAXIVIERE
Oreca 07 - Gibson
LMP2 Pro/Am

1	3	8:16.501 B	6:45.068	39.906	51.527		8:16.501
2	3	26:59.869	...	35.694	37.757		35:16.370
3	3	1:37.740	30.774	31.485	35.481	282.7	36:54.110
4	3	1:35.899	29.529	31.639	34.731	285.0	38:30.009
5	3	1:37.768	30.284	30.820	36.664	285.7	40:07.777
6	3	1:50.458 B	29.505	33.921	47.032	286.5	41:58.235





European Le Mans Series
4 Hours of Algarve
Free Practice 1

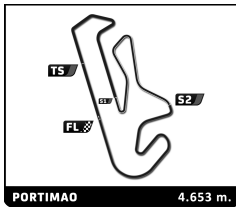
Sector Analysis

Lap under Red Flag												Invalidated Lap		Personal Best		Session Best		B Crossing the pit lane	
Lap	D	Time	Sector 1	Sector 2	Sector 3	T. Spd	Elapsed	Lap	D	Time	Sector 1	Sector 2	Sector 3	T. Spd	Elapsed				
7	1	20:16.601	...	33.086	38.805		1:02:14.836	3	3	1:48.018	34.302	34.430	39.286	259.0	7:40.668				
8	1	1:45.603	32.794	34.917	37.892	285.7	1:04:00.439	4	3	2:27.066 B	35.203	36.868	1:14.995	250.0	10:07.734				
9	1	1:38.183	30.885	31.412	35.886	279.8	1:05:38.622	5	3	17:18.094	...	35.313	39.722		27:25.828				
10	1	1:37.775	30.303	31.697	35.775	283.5	1:07:16.397	6	3	1:46.823	33.674	33.896	39.253	257.1	29:12.651				
11	1	1:37.757	30.440	31.709	35.608	284.2	1:08:54.154	7	3	1:48.688	33.480	35.851	39.357	262.8	31:01.339				
12	1	1:38.840	31.916	31.242	35.682	285.0	1:10:32.994	8	3	1:44.964	33.412	33.166	38.386	260.2	32:46.303				
13	1	1:37.686	30.178	31.227	36.281	284.2	1:12:10.680	9	3	1:48.561	32.797	34.238	41.526	262.1	34:34.864				
14	1	1:37.063	30.175	31.156	35.732	285.0	1:13:47.743	10	3	1:50.270 B	32.477	32.969	44.824	259.0	36:25.134				
15	1	1:39.433	30.261	32.650	36.522	285.0	1:15:27.176	11	1	4:11.096	2:48.357	37.782	44.957		40:36.230				
16	1	1:39.427	30.215	32.813	36.399	286.5	1:17:06.603	12	1	2:21.671 B	40.915	42.918	57.838	201.1	42:57.901				
17	1	1:45.837 B	31.081	32.267	42.489	285.7	1:18:52.440	13	2	12:34.560	...	35.025	39.017		55:32.461				
18	1	4:52.189	3:43.393	32.666	36.130		1:23:44.629	14	2	1:51.994 B	32.985	34.525	44.484	260.2	57:24.455				
19	1	1:38.311	31.253	31.198	35.860	288.0	1:25:22.940	15	1	2:19.223	1:58.980	39.648	40.595		1:00:43.678				
20	1	1:40.035	30.923	32.251	36.861	287.2	1:27:02.975	16	1	1:47.388	33.650	34.262	39.476	259.6	1:02:31.066				
21	1	1:47.805 B	32.757	31.916	43.132	287.2	1:28:50.780	17	1	1:46.345	33.363	34.165	38.817	261.5	1:04:17.411				
22	1	7:14.583 B	6:00.843	31.095	42.645		1:36:05.363	18	1	1:45.201	32.944	33.819	38.438	261.5	1:06:02.612				
23	2	4:38.201	3:29.798	31.674	36.729		1:40:43.564	19	1	1:45.311	33.041	33.590	38.680	262.8	1:07:47.923				
24	2	1:38.675	29.986	32.278	36.411	288.0	1:42:22.239	20	1	1:45.269	33.290	33.596	38.383	262.8	1:09:33.192				
25	2	1:35.877	29.737	30.695	35.445	288.0	1:43:58.116	21	1	1:44.900	32.916	33.678	38.306	262.8	1:11:18.092				
26	2	1:35.544	29.683	30.612	35.249	288.8	1:45:33.660	22	1	1:46.306	34.147	33.654	38.505	261.5	1:13:04.398				
27	2	1:45.477 B	29.623	31.272	44.582	288.0	1:47:19.137	23	1	1:45.590	32.853	33.568	39.169	262.8	1:14:49.988				
28	2	5:43.785	4:35.254	32.844	35.687		1:53:02.922	24	1	1:44.454	32.660	33.556	38.238	264.1	1:16:34.442				
29	2	1:35.518	29.561	30.832	35.125	286.5	1:54:38.440	25	1	1:45.481	32.777	33.551	39.153	264.7	1:18:19.923				
30	2	3:07.298	53.254	1:00.384	1:13.660	287.2	1:57:45.738	26	1	1:51.377 B	32.993	33.679	44.705	260.2	1:20:11.300				
31	2	2:14.945	1:06.184	32.303	36.458	80.7	2:00:00.683	27	2	3:36.702	2:23.499	34.730	38.473		1:23:48.002				
32	2	1:35.082	29.618	30.581	34.883	288.0	2:01:35.765	28	2	1:44.017	32.555	33.373	38.089	262.8	1:25:32.019				
33	2	1:38.623	32.079	31.438	35.106	290.3	2:03:14.388	29	2	1:43.368	32.302	33.193	37.873	262.8	1:27:15.387				
34	2	1:42.668 B	29.458	31.232	41.978	288.8	2:04:57.056	30	2	1:44.772	33.056	33.314	38.402	264.1	1:29:00.159				
35	2	2:46.230	1:37.681	32.055	36.494		2:07:43.286	31	2	1:43.265	32.216	32.901	38.148	263.4	1:30:43.424				
36	2	1:36.435	30.003	31.065	35.367	286.5	2:09:19.721	32	2	1:43.702	32.236	33.557	37.909	263.4	1:32:27.126				
37	2	1:40.867	32.915	32.081	35.871	286.5	2:11:00.588	33	2	1:43.664	32.540	33.122	38.002	262.8	1:34:10.790				
38	2	1:36.833	29.981	31.267	35.585	286.5	2:12:37.421	34	2	1:43.247	32.429	32.967	37.851	264.1	1:35:54.037				
39	2	1:36.701	30.044	31.098	35.559	287.2	2:14:14.122	35	2	1:44.215	32.519	33.316	38.380	264.7	1:37:38.252				
40	2	1:36.123	29.893	30.942	35.288	288.8	2:15:50.245	36	2	1:44.853	32.685	34.041	38.127	263.4	1:39:23.105				
41	2	1:42.694 B	29.737	31.622	41.335	288.0	2:17:32.939	37	2	1:49.488 B	32.503	33.087	43.898	264.7	1:41:12.593				
42	2	7:45.955 B	6:09.959	41.921	54.075		2:25:18.894	38	3	3:17.698	2:04.509	33.551	39.638		1:44:30.291				
43	1	13:45.945	...	37.432	41.520		2:39:04.839	39	3	1:43.315	32.418	33.042	37.855	263.4	1:46:13.606				
44	1	1:50.737	34.275	35.435	41.027	272.7	2:40:55.576	40	3	1:44.522	32.249	33.138	39.135	264.1	1:47:58.128				
45	1	1:49.196	33.708	35.168	40.320	277.6	2:42:44.772	41	3	1:45.080	33.024	33.268	38.788	264.1	1:49:43.208				
46	1	1:49.089	34.123	34.633	40.333	278.4	2:44:33.861	42	3	1:43.550	32.614	32.922	38.014	262.8	1:51:26.758				
47	1	1:56.404 B	33.318	35.044	48.042	278.4	2:46:30.265	43	3	1:45.449	32.816	34.092	38.541	263.4	1:53:12.207				
48	3	4:03.014	2:48.912	34.057	40.045		2:50:33.279	44	3	1:59.613 B	32.291	32.956	54.366	262.1	1:55:11.820				
49	3	1:54.682 B	32.684	34.022	47.976	279.8	2:52:27.961	45	1	6:22.281	5:01.883	38.735	41.663		2:01:34.101				
50	3	2:32.616	1:21.187	33.146	38.283		2:55:00.577	46	1	1:50.282	36.028	35.442	38.812	259.6	2:03:24.383				
51	3	1:40.841	32.235	31.773	36.833	285.0	2:56:41.418	47	1	1:45.253	33.357	33.720	38.176	261.5	2:05:09.636				
52	3	1:39.575	31.343	31.738	36.494	288.0	2:58:20.993	48	1	1:45.084	32.932	33.532	38.620	262.1	2:06:54.720				
53	3	1:37.127	29.962	31.205	35.960	288.8	2:59:58.120	49	1	1:44.917	33.423	33.460	38.034	262.1	2:08:39.637				
54	3	1:47.821 B	29.845	31.240	46.736	288.8	3:01:45.941	50	1	1:43.932	32.503	33.277	38.152	263.4	2:10:23.569				
51	1	1:45.355	33.168	33.742	38.445	262.1	2:12:08.924	51	1	1:57.127 B	33.245	36.607	47.275	261.5	2:14:06.051				
52	1	1:57.127 B	33.245	36.607	47.275	261.5	2:14:06.051	53	2	3:16.294	2:03.542	34.245	38.507		2:17:22.345				
53	2	3:16.294	2:03.542	34.245	38.507		2:17:22.345	54	2	1:44.808	32.796	33.970	38.042	262.8	2:19:07.153				
54	2	1:44.808	32.796	33.970	38.042	262.8	2:19:07.153	55	2	1:44.953	32.858	33.536	38.559	264.7	2:20:52.106				

93 Proton Competition Porsche 911 RSR - 19
 1. Michael FASSBENDER LMGT2
 2. Marfin RUMP
 3. Richard LIETZ

1	3	3:56.997	2:36.781	38.473	41.743		3:56.997
2	3	1:55.653	38.792	37.086	39.775	255.9	5:52.650





European Le Mans Series

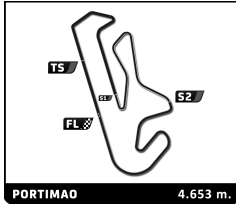
4 Hours of Algarve

Free Practice 1

Sector Analysis

Lap	D	Time	Sector 1	Sector 2	Sector 3	T. Spd	Elapsed	Lap	D	Time	Sector 1	Sector 2	Sector 3	T. Spd	Elapsed
56	2	1:55.595 B	32.950	33.544	49.101	265.4	2:22:47.701	44	1	1:50.262	33.606	34.332	42.324	262.1	2:12:25.038
57	2	29:30.032	...	34.386	43.451		2:52:17.733	45	1	1:58.894 B	34.134	36.260	48.500	260.2	2:14:23.932
58	2	1:48.538	33.636	33.565	41.337	249.4	2:54:06.271	99 Proton Competition 1. Giorgio RODA 2. Jonas RIED 3. Bent VISCAAL Oreca 07 - Gibson LMP2 Pro/Am							
59	2	1:45.725	32.853	33.099	39.773	260.2	2:55:51.996	1	1	31:55.231	...	38.085	39.844		31:55.231
60	2	1:45.060	32.449	33.410	39.201	260.9	2:57:37.056	2	1	1:43.428	32.693	33.189	37.546	276.9	33:38.659
61	2	1:44.119	32.226	32.928	38.965	261.5	2:59:21.175	3	1	1:38.131 30.711	31.766	35.654	284.2		35:16.790
62	2	1:44.115	32.239	33.079	38.797	262.8	3:01:05.290	4	1	1:38.522	31.108	31.566	35.848	289.5	36:55.312
95 TF Sport 1. John HARTSHORNE 2. Ben TUCK Aston Martin Vantage AMR LMGTE								5	1	1:36.903	30.063	31.265	35.575	288.8	38:32.215
1	2	8:26.929	7:06.258	38.659	42.012		8:26.929	6	1	1:38.920 30.568	31.741	36.611	288.0	40:11.135	
2	2	2:58.392 B	39.728	1:01.738	1:16.926	243.2	11:25.321	7	1	1:55.619 B	32.478	34.194	48.947	260.9	42:06.754
3	2	16:04.047	...	36.353	40.467		27:29.368	8	2	10:45.652	9:33.411	34.998	37.243		52:52.406
4	2	1:49.486	35.407	34.593	39.486	243.2	29:18.854	9	2	1:38.563 31.039	31.738	35.786	284.2		54:30.969
5	2	1:46.405	34.031	33.783	38.591	258.4	31:05.259	10	2	1:37.583	30.265	31.333	35.985	285.0	56:08.552
6	2	1:45.936 33.291	33.815	38.830	259.6	32:51.195		11	2	1:36.484	30.424	30.906	35.154	284.2	57:45.036
7	2	1:44.955	32.970	33.510	38.475	261.5	34:36.150	12	2	1:36.139	29.985	30.944	35.210	287.2	59:21.175
8	2	1:50.581 B	32.784	33.044	44.753	262.1	36:26.731	13	2	1:36.840	30.252	31.163	35.425	288.8	1:00:58.015
9	1	3:14.437	1:56.329	37.528	40.580		39:41.168	14	2	1:36.814	30.608	30.978	35.228	288.0	1:02:34.829
10	1	1:52.898	35.062	35.803	42.033	257.8	41:34.066	15	2	1:39.496	31.733	32.115	35.648	289.5	1:04:14.325
11	1	1:55.124 34.928	35.825	44.371	255.9	43:29.190		16	2	1:37.852	30.351	32.056	35.445	288.0	1:05:52.177
12	1	2:45.732 B	51.979	47.580	1:06.173	254.7	46:14.922	17	2	1:35.819 29.905	30.637	35.277	287.2		1:07:27.996
13	3	13:42.225	...	36.387	39.456		59:57.147	18	2	1:38.282	31.160	31.307	35.815	288.8	1:09:06.278
14	3	1:44.450	33.280	33.362	37.808	260.2	1:01:41.597	19	2	1:43.316 B	29.903	30.977	42.436	288.0	1:10:49.594
15	3	1:42.963 32.703	32.625	37.635	264.1	1:03:24.560		20	3	3:59.090	2:48.703	33.014	37.373		1:14:48.684
16	3	1:42.409	32.375	32.405	37.629	264.1	1:05:06.969	21	3	1:37.958	31.609	30.978	35.371	280.5	1:16:26.642
17	3	1:43.855	32.249	32.696	38.910	264.7	1:06:50.824	22	3	1:37.562	31.409	31.065	35.088	287.2	1:18:04.204
18	3	1:49.860 B	32.242	32.767	44.851	263.4	1:08:40.684	23	3	1:35.998	30.112	30.705	35.181	288.8	1:19:40.202
19	1	4:29.917	3:14.194	35.707	40.016		1:13:10.601	24	3	1:37.440	29.939	31.137	36.364	288.0	1:21:17.642
20	1	1:50.517 34.195	34.576	41.746	261.5	1:15:01.118		25	3	1:35.731	29.826	30.770	35.135	286.5	1:22:53.373
21	1	1:48.735	34.536	34.630	39.569	259.6	1:16:49.853	26	3	1:36.285	29.790	30.971	35.524	288.0	1:24:29.658
22	1	1:46.556	33.635	33.949	38.972	260.2	1:18:36.409	27	3	1:44.430 B	29.752	32.421	42.257	286.5	1:26:14.088
23	1	1:47.195	33.284	34.557	39.354	263.4	1:20:23.604	28	3	5:14.683	4:08.795	30.642	35.246		1:31:28.771
24	1	1:46.185	33.733	33.521	38.931	252.3	1:22:09.789	29	3	1:35.379	29.655	30.663	35.061	287.2	1:33:04.150
25	1	1:46.882	33.650	33.953	39.279	262.1	1:23:56.671	30	3	1:35.132 29.809	30.469	34.854	286.5	1:34:39.282	
26	1	1:47.447 33.328	35.074	39.045	262.1	1:25:44.118		31	3	1:37.034	29.957	31.364	35.713	288.0	1:36:16.316
27	1	1:46.042	33.159	33.987	38.896	261.5	1:27:30.160	32	3	1:36.040	30.341	30.581	35.118	287.2	1:37:52.356
28	1	1:45.426	33.077	33.728	38.621	263.4	1:29:15.586	33	3	1:35.146	29.686	30.587	34.873	287.2	1:39:27.502
29	1	1:44.963	32.911	33.380	38.672	263.4	1:31:00.549	34	3	1:35.777	29.661	30.973	35.143	290.3	1:41:03.279
30	1	1:53.905 B	32.996	34.300	46.609	263.4	1:32:54.454	35	3	1:35.729	29.479	30.818	35.432	289.5	1:42:39.008
31	2	3:19.780	2:08.199	33.392	38.189		1:36:14.234	36	3	1:42.137 B	29.833	30.650	41.654	288.8	1:44:21.145
32	2	1:44.433	32.802	33.000	38.631	263.4	1:37:58.667	37	2	16:26.054	...	33.176	36.154		2:00:47.199
33	2	1:44.621 32.571	33.091	37.969	263.4	1:39:43.298		38	2	1:39.856	31.364	31.445	37.047	289.5	2:02:27.055
34	2	1:42.947	32.323	32.784	37.840	266.0	1:41:26.245	39	2	1:40.834 31.839	32.536	36.459	282.7		2:04:07.889
35	2	1:43.332	32.347	33.229	37.756	266.0	1:43:09.577	40	2	1:38.837 30.016	31.658	37.163	285.7		2:05:46.726
36	2	1:42.729	32.223	32.816	37.690	266.0	1:44:52.306	41	2	1:39.075	31.657	32.259	35.159	278.4	2:07:25.801
37	2	1:42.969	32.408	32.833	37.728	265.4	1:46:35.275	42	2	1:37.095	30.146	31.230	35.719	287.2	2:09:02.896
38	2	1:49.404 B	32.387	33.211	43.806	265.4	1:48:24.679	43	2	1:36.986	30.226	31.262	35.498	287.2	2:10:39.882
39	1	6:34.478 4:56.998	41.935	55.545		1:54:59.157		44	2	1:49.892 B	30.842	32.968	46.082	288.0	2:12:29.774
40	1	3:34.766 B	1:13.799	1:01.914	1:19.053	76.7	1:58:33.923	45	2	3:48.424	2:35.448	35.195	37.781		2:16:18.198
41	1	8:22.357	7:03.933	36.587	41.837		2:06:56.280	46	2	1:39.932	32.579	31.976	35.377	282.7	2:17:58.130
42	1	1:50.726	35.569	35.540	39.617	259.0	2:08:47.006	47	2	1:36.824	30.285	31.120	35.419	287.2	2:19:34.954
43	1	1:47.770	33.704	34.998	39.068	261.5	2:10:34.776	48	2	1:37.557	30.595	31.136	35.826	286.5	2:21:12.511





European Le Mans Series
4 Hours of Algarve
Free Practice 1

Sector Analysis

Lap under Red Flag Invalidated Lap ■ Personal Best ■ Session Best **B** Crossing the pit lane

Lap	D	Time	Sector 1	Sector 2	Sector 3	T. Spd	Elapsed	Lap	D	Time	Sector 1	Sector 2	Sector 3	T. Spd	Elapsed
49	2	1:42.884	29.998	33.196	39.690	288.0	2:22:55.395								
50	2	2:17.661 B	38.994	41.938	56.729	255.3	2:25:13.056								
51	2	11:01.926	9:39.293	40.300	42.333		2:36:14.982								
52	2	1:53.597	36.237	36.472	40.888	240.0	2:38:08.579								
53	2	1:49.927	33.859	35.287	40.781	280.5	2:39:58.506								
54	2	1:49.199	33.302	35.465	40.432	281.2	2:41:47.705								
55	2	1:50.057	33.478	35.118	41.461	282.7	2:43:37.762								
56	2	1:50.386	33.283	35.543	41.560	281.2	2:45:28.148								
57	2	1:52.399	34.038	35.054	43.307	282.0	2:47:20.547								
58	2	1:59.352 B	33.723	35.487	50.142	282.0	2:49:19.899								
59	3	3:59.682 B	2:27.614	37.800	54.268		2:53:19.581								
60	3	2:32.144	1:20.597	32.780	38.767		2:55:51.725								
61	3	1:38.435	30.259	30.700	37.476	280.5	2:57:30.160								
62	3	1:47.299	29.585	31.692	46.022	286.5	2:59:17.459								
63	3	1:37.744	29.495	30.780	37.469	288.0	3:00:55.203								

