

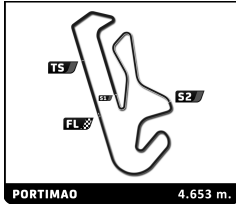
European Le Mans Series 4 Hours of Algarve Bronze Driver Collective Test

Sector Analysis

Lap under Red Flag Invalidated Lap Personal Best Session Best Crossing the pit lane

Lap	D	Time	Sector 1	Sector 2	Sector 3	T. Spd	Elapsed	Lap	D	Time	Sector 1	Sector 2	Sector 3	T. Spd	Elapsed			
3	DKR Engineering 1. Tom VAN ROMPUY 3. Nathanael BERTHON 2. Sebastian ALVAREZ							Oreca 07 - Gibson LMP2 Pro/Am										
	1	1	4:55.062	3:21.600	45.529	47.933		4:55.062	3	1	2:09.173	40.515	42.107	46.551	212.6	9:03.542		
	2	1	2:15.063	42.101	44.318	48.644	220.0	7:10.125	8	Team Virage 1. Michael JENSEN 3. Manuel ESPIRITO SANTO 2. Nick ADCOCK							Ligier JS P320 - Nissan LMP3	
	3	1	2:08.178	41.388	41.455	45.335	198.5	9:18.303		1	1	4:23.066	2:37.812	50.081	55.173		4:23.066	
	4	1	2:29.268	39.076	40.686	1:09.506	219.5	11:47.571		2	1	2:18.897	45.835	45.234	47.828	183.4	6:41.963	
	5	1	3:07.377	1:15.127	1:03.687	48.563	79.1	14:54.948		3	1	2:13.640	42.097	43.271	48.272	211.4	8:55.603	
	6	1	2:03.290	38.541	40.336	44.413	235.3	16:58.238		4	1	2:20.015	41.243	41.672	57.100	208.5	11:15.618	
	7	1	2:04.056	38.365	40.158	45.533	242.7	19:02.294		5	1	3:17.336	1:13.587	1:03.909	59.840	80.1	14:32.954	
	8	1	2:08.988	38.768	41.973	48.247	228.3	21:11.282		6	1	2:13.721	42.780	43.520	47.421	199.6	16:46.675	
	9	1	2:00.814	37.967	39.016	43.831	251.2	23:12.096		7	1	2:09.750	41.980	41.526	46.244	203.0	18:56.425	
	10	1	1:59.594	37.451	39.029	43.114	251.2	25:11.690		8	1	2:21.721	42.768	42.022	56.931	201.9	21:18.146	
	11	1	1:59.856	37.180	38.634	44.042	242.2	27:11.546		9	2	4:11.624	2:39.467	41.576	50.581		25:29.770	
	12	1	2:00.411	38.010	38.376	44.025	250.6	29:11.957		10	2	2:10.688	42.813	41.069	46.806	185.6	27:40.458	
	13	1	2:10.853	38.252	40.764	51.837	260.2	31:22.810		11	2	2:07.519	40.222	40.669	46.628	226.4	29:47.977	
4	DKR Engineering 1. Alexander BUKHANTSOV 3. Pedro PERINO 2. James WINSLOW							Duqueine M30 - D08 - Nissan LMP3										
	1	1	4:48.793	3:14.337	45.266	49.190		4:48.793		12	WTM by Rinaldi Racing 1. Torsten KRATZ 3. Oscar TUNJO 2. Leonard WEISS							Duqueine M30 - D08 - Nissan LMP3
	2	1	2:13.764	41.393	43.826	48.545	231.3	7:02.557	1		1	5:50.856	4:24.127	40.988	45.741		5:50.856	
	3	1	2:04.559	39.216	40.061	45.282	239.5	9:07.116	2		1	2:04.287	38.341	41.408	44.538	239.5	7:55.143	
	4	1	2:24.231	39.983	40.861	1:03.387	242.7	11:31.347	3		1	1:58.995	37.307	38.122	43.566	246.0	9:54.138	
	5	1	3:10.947	1:14.630	1:02.900	53.417	78.9	14:42.294	4		1	2:51.829	39.290	53.796	1:18.743	229.3	12:45.967	
	6	1	2:05.038	38.700	40.083	46.255	244.3	16:47.332	13		Inter Europol Competition 1. Miguel CRISTÓVÃO 3. Wyatt BRICHACEK 2. Kai ASKEY							Ligier JS P320 - Nissan LMP3
	7	1	2:04.180	38.000	41.223	44.957	243.2	18:51.512			1	1	3:32.733	2:01.811	44.396	46.526		3:32.733
	8	1	2:04.857	38.595	40.436	45.826	241.6	20:56.369			2	1	2:06.619	40.068	40.441	46.110	234.3	5:39.352
	9	1	2:05.078	39.338	40.027	45.713	240.0	23:01.447			3	1	2:04.163	39.315	38.707	46.141	238.9	7:43.515
	10	1	2:03.273	39.105	39.343	44.825	236.8	25:04.720			4	1	2:02.388	39.412	38.974	44.002	238.4	9:45.903
	11	1	2:01.517	38.182	38.625	44.710	243.2	27:06.237			5	1	2:39.378	38.731	42.416	1:18.231	247.1	12:25.281
	12	1	2:02.546	38.040	39.252	45.254	244.9	29:08.783			6	1	2:52.110	1:14.950	52.087	45.073	79.1	15:17.391
	13	1	2:19.514	38.715	44.165	56.634	247.7	31:28.297			7	1	2:05.635	41.258	40.560	43.817	241.6	17:23.026
5	RLR M Sport 1. James DAYSON 3. Jack MANCHESTER 2. Valdemar ERIKSEN							Ligier JS P320 - Nissan LMP3										
	1	1	4:33.068	2:53.555	46.856	52.657		4:33.068		8	1	2:01.699	38.682	38.653	44.364	235.8	19:24.725	
	2	1	2:13.202	43.396	42.592	47.214	198.9	6:46.270		9	1	2:24.767	40.131	59.252	45.384	234.8	21:49.492	
	3	1	2:06.119	39.727	41.196	45.196	229.8	8:52.389		10	1	2:02.594	38.505	39.652	44.437	246.0	23:52.086	
	4	1	2:02.833	38.580	38.933	45.320	241.6	10:55.222		11	1	2:02.253	38.584	39.205	44.464	246.6	25:54.339	
	5	1	3:23.643	1:05.128	1:03.724	1:14.791	95.3	14:18.865		12	1	2:00.540	38.328	38.486	43.726	247.1	27:54.879	
	6	1	2:37.390	41.241		200.4	16:56.255	13	1	1:58.580	37.664	37.502	43.414	247.7	29:53.459			
	7	1	2:04.650	38.516	40.605	45.529	232.3	19:00.905	14	1	1:59.675	38.202	38.158	43.315	249.4	31:53.134		
	8	1	2:19.177	38.749	41.913	58.515	231.3	21:20.082	15	RLR M Sport 1. Horst FELBERMAYR 3. Mateusz KAPRZYK 2. Gael JULIEN							Ligier JS P320 - Nissan LMP3	
	9	1	2:04.072	38.803	39.138	46.131	233.3	23:24.154		1	1	8:47.706	7:18.240	42.710	46.756		8:47.706	
	10	1	2:04.914	39.579	39.577	45.758	228.8	25:29.068		2	1	2:06.294	40.312	39.747	46.235	223.6	10:54.000	
	11	1	2:03.679	39.453	39.257	44.969	229.8	27:32.747		3	1	3:21.800	1:03.685	1:02.424	1:15.691	99.5	14:15.800	
	12	1	2:01.301	38.497	38.256	44.548	243.8	29:34.048		4	1	2:06.208	42.560	38.490	45.158	199.6	16:22.008	
	13	1	2:00.882	38.598	38.263	44.021	238.9	31:34.930		5	1	2:02.003	38.830	38.161	45.012	233.3	18:24.011	
7	Nielsen Racing 1. Anthony WELLS 2. Ryan HARPER-ELLAM							Ligier JS P320 - Nissan LMP3										
	1	1	4:39.744	3:01.006	47.311	51.427		4:39.744		6	1	2:04.495	38.657	39.446	46.392	243.2	20:28.506	
	2	1	2:14.625	44.273	42.730	47.622	187.2	6:54.369		7	1	2:05.541	39.402	40.154	45.985	238.9	22:34.047	
	15	RLR M Sport 1. Horst FELBERMAYR 3. Mateusz KAPRZYK 2. Gael JULIEN								Ligier JS P320 - Nissan LMP3								
		8	1	2:04.596	38.759	40.203	45.634	240.5		24:38.643	8	1	2:09.074	41.385	41.462	46.227	191.8	26:47.717
		9	1	2:09.074	41.385	41.462	46.227	191.8		26:47.717	9	1	2:03.837	38.776	38.952	46.109	236.3	28:51.554
		10	1	2:03.837	38.776	38.952	46.109	236.3		28:51.554								



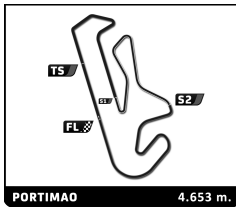


European Le Mans Series
4 Hours of Algarve
Bronze Driver Collective Test

Sector Analysis

Lap under Red Flag							Invalidated Lap		Personal Best		Session Best		B Crossing the pit lane		
Lap	D	Time	Sector 1	Sector 2	Sector 3	T. Spd	Elapsed	Lap	D	Time	Sector 1	Sector 2	Sector 3	T. Spd	Elapsed
16	1	2:01.954	38.579	38.096	45.279	239.5	30:53.508	5	1	4:02.839	2:33.710	41.856	47.273		17:49.654
Proton Competition							Porsche 911 RSR - 19								
1. Ryan HARDWICK							LMGTE								
2. Zacharie ROBICHON															
1	1	3:11.852	1:30.406	47.969	53.477		3:11.852	6	1	2:06.660	39.070	40.312	47.278	257.1	19:56.314
2	1	2:19.375	43.631	44.537	51.207	203.0	5:31.227	7	1	2:19.182	48.808	43.343	47.031	260.2	22:15.496
3	1	2:11.973	41.212	42.993	47.768	225.5	7:43.200	8	1	2:07.110	40.103	41.383	45.624	258.4	24:22.606
4	1	2:09.360	41.512	41.726	46.122	233.8	9:52.560	9	1	2:05.180	38.559	41.333	45.288	260.9	26:27.786
5	1	2:51.130	40.000	53.097	1:18.033	238.4	12:43.690	10	1	2:06.062	38.386	40.096	47.580	262.1	28:33.848
6	1	5:33.777	4:01.664	43.710	48.403		18:17.467	11	1	2:04.277	38.605	40.281	45.391	257.1	30:38.125
7	1	2:13.167	40.558	43.424	49.185	238.9	20:30.634	31 Racing Spirit of Lemans							
8	1	2:06.231	39.677	40.478	46.076	241.1	22:36.865	1. Jacques WOLFF							
9	1	2:05.555	39.629	39.865	46.061	242.2	24:42.420	2. Jean-Ludovic FOUBERT							
10	1	2:09.814	40.784	42.867	46.163	227.8	26:52.234	3. Antoine DOQUIN							
11	1	2:07.447	39.424			244.3	28:59.681	Ligier JS P320 - Nissan							
12	1	2:03.785	39.154	39.318	45.313	244.3	31:03.466	LMP3							
19	1	2:43.150	1:00.064	50.701	52.385		2:43.150	35 Ultimate							
Team Virage							Oreca 07 - Gibson		1. Eric TROUILLET						
1. Alexander MATTSCHULL							LMP2 Pro/Am		2. Matthieu LAHAYE						
2. Ian RODRIGUEZ									3. Jean-Baptiste LAHAYE						
2	1	2:26.183	44.479	45.524	56.180	177.9	5:09.333	1	1	2:41.434	58.669	50.932	51.833		2:41.434
3	1	5:41.054	4:08.144	44.561	48.349		10:50.387	2	1	2:14.325	43.539	43.727	47.059	190.8	4:55.759
4	1	3:30.581	1:08.385	1:03.272	1:18.924	73.3	14:20.968	3	1	2:13.602	41.859	42.489	49.254	220.4	7:09.361
5	1	3:36.036	2:01.504	45.491	49.041		17:57.004	4	1	2:05.945	40.276	40.069	45.600	205.7	9:15.306
6	1	2:11.294	40.383	41.597	49.314	215.6	20:08.298	5	1	2:27.476	39.138	40.224	1:08.114	236.3	11:42.782
7	1	2:13.149	42.432	42.033	48.684	166.9	22:21.447	6	1	3:08.168	1:14.293	1:02.810	51.065	79.4	14:50.950
8	1	2:06.041	40.199	40.422	45.420	230.8	24:27.488	7	1	2:02.317	38.228	39.420	44.669	240.5	16:53.267
9	1	2:17.243	39.575	51.669	45.999	219.1	26:44.731	8	1	2:05.209	39.275	41.096	44.838	209.3	18:58.476
10	1	2:05.133	38.416	41.605	45.112	230.3	28:49.864	9	1	2:05.266	39.114	40.617	45.535	230.8	21:03.742
11	1	2:01.682	37.958	39.538	44.186	234.3	30:51.546	10	1	2:03.418	39.114	39.094	45.210	237.4	23:07.160
20	1	4:36.316	2:45.382	50.427	1:00.507		4:36.316	11	1	2:01.883	38.845	38.705	44.333	242.2	25:09.043
Algarve Pro Racing							Oreca 07 - Gibson		12						
1. Fred POORDAD							LMP2 Pro/Am		1						
2. Tristan VAUTIER									1						
2	1	2:33.557	49.299	47.287	56.971	161.0	7:09.873	13	1	2:00.167	37.984	38.137	44.046	249.4	29:10.913
3	1	2:16.952	45.350	42.654	48.948	153.8	9:26.825	14	1	2:15.411	38.416	41.236	55.759	242.2	31:26.324
4	1	2:40.373	42.493	42.858	1:15.022	210.9	12:07.198	37 COOL Racing							
5	1	3:03.896	1:14.414	1:01.341	48.141	78.8	15:11.094	1. Alexandre COIGNY							
6	1	2:06.914	39.411	41.097	46.406	228.8	17:18.008	2. Maithe JAKOBSEN							
7	1	2:05.269	38.991	39.819	46.459	234.3	19:23.277	3. Nicolas LAPIERRE							
8	1	2:12.226	43.744	42.663	45.819	234.3	21:35.503	Oreca 07 - Gibson							
9	1	2:05.056	39.357	40.386	45.313	235.3	23:40.559	LMP2 Pro/Am							
10	1	2:03.688	39.089	39.645	44.954	247.7	25:44.247	1	1	2:40.158	57.446	49.681	53.031		2:40.158
11	1	2:02.833	39.082	39.314	44.437	252.9	27:47.080	2	1	2:18.624	44.990	45.706	47.928	203.4	4:58.782
12	1	2:05.452	39.075	39.604	46.773	258.4	29:52.532	3	1	2:16.085	43.243	42.849	49.993	201.1	7:14.867
13	1	2:06.077	40.361	40.441	45.275	245.5	31:58.609	4	1	2:16.666	46.031	43.416	47.219	183.1	9:31.533
24	1	6:02.237	4:25.282	46.620	50.335		6:02.237	5	1	2:45.174	43.622	44.606	1:16.946	214.3	12:16.707
Nielsen Racing							Oreca 07 - Gibson		6						
1. Rodrigo SALES							LMP2 Pro/Am		1						
2. Ben HANLEY									1						
2	1	2:18.032	42.953	43.808	51.271	205.3	8:20.269	6	1	2:58.772	1:14.911	55.942	47.919	78.7	15:15.479
3	1	2:09.911	40.764	41.705	47.442	193.2	10:30.180	7	1	2:04.342	39.344	39.688	45.310	253.5	17:19.821
4	1	3:16.635	53.631	1:04.302	1:18.702	254.7	13:46.815	8	1	2:04.060	39.187	38.982	45.891	244.9	19:23.881
								9	1	2:04.641	40.411	38.797	45.433	244.3	21:28.522
								10	1	2:04.388	38.881	40.072	45.435	260.9	23:32.910
								11	1	2:02.810	38.904	39.086	44.820	263.4	25:35.720



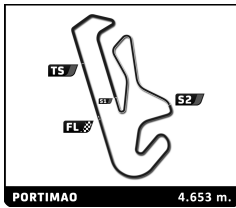


European Le Mans Series
4 Hours of Algarve
Bronze Driver Collective Test

Sector Analysis

Lap under Red Flag												Invalidated Lap												Personal Best												Session Best												B Crossing the pit lane																																															
Lap	D	Time	Sector 1	Sector 2	Sector 3	T. Spd	Elapsed	Lap	D	Time	Sector 1	Sector 2	Sector 3	T. Spd	Elapsed	Lap	D	Time	Sector 1	Sector 2	Sector 3	T. Spd	Elapsed	Lap	D	Time	Sector 1	Sector 2	Sector 3	T. Spd	Elapsed	Lap	D	Time	Sector 1	Sector 2	Sector 3	T. Spd	Elapsed																																																								
44 GMB Motorsport <small>Aston Martin Vantage AMR</small>																																																																																															
1.Jens MØLLER 3.Nicki THIM LMGTE																																																																																															
2.Gustav BIRCH																																																																																															
1	1	2:47.551	1:08.342	46.547	52.662		2:47.551	2	1	2:09.171	40.090	40.553	48.528	235.8	9:17.258	3	1	2:28.509	39.380	40.556	1:08.573	241.1	11:45.767	4	1	3:08.360	1:14.225	1:02.748	51.387	79.0	14:54.127	5	1	2:03.876	38.926	39.277	45.673	241.1	16:58.003	6	1	2:10.646	39.789	40.147	50.710	237.4	19:08.649	7	1	2:06.733	39.052	40.673	47.008	243.8	21:15.382	8	1	2:06.235	40.560	39.274	46.401	241.6	23:21.617	9	1	2:04.524	38.627	39.302	46.595	243.8	25:26.141	10	1	2:04.724	38.529	40.861	45.334	243.2	27:30.865	11	1	2:02.545	38.450	38.731	45.364	244.9	29:33.410	12	1	2:03.131	38.111	38.415	46.605	246.6	31:36.541
50 Formula Racing <small>Ferrari 488 GTE Evo</small>																																																																																															
1.Johnny LAURSEN 3.Nicklas NIELSEN LMGTE																																																																																															
2.Conrad LAURSEN																																																																																															
1	1	3:48.510	2:14.643	44.370	49.497		3:48.510	2	1	2:20.281	44.747	43.013	52.521	202.2	16:50.484	3	1	2:14.071	41.576	43.163	49.332	190.1	19:04.555	4	1	2:10.249	41.977	41.430	46.842	182.7	21:14.804	5	1	2:08.693	42.235	40.110	46.348	225.0	23:23.497	6	1	2:07.033	39.982	41.470	45.581	236.8	25:30.530	7	1	2:22.193	40.602	55.538	46.053	232.3	27:52.723	8	1	2:05.519	39.576	40.457	45.486	241.6	29:58.242	9	1	2:03.369	38.900	39.338	45.131	240.0	32:01.611																								
51 AF Corse <small>Ferrari 488 GTE Evo</small>																																																																																															
1.Kriton LENTOUDIS 3.Ulysse DE PAUW LMGTE																																																																																															
2.Rui AGUAS																																																																																															
1	1	4:43.430	3:03.920	46.494	53.016		4:43.430	2	1	2:15.282	43.049	44.507	47.726	194.2	8:18.359	3	1	2:18.453	46.292	42.753	49.408	159.1	9:30.129	4	1	2:44.285	43.129	43.779	1:17.377	208.5	12:14.414	5	1	3:00.930	1:14.413	57.721	48.796	79.0	15:15.344	6	1	2:17.636	41.658	45.117	50.861	218.2	17:32.980	7	1	2:11.598	42.289	41.827	47.482	185.9	19:44.578	8	1	2:13.477	41.975	43.271	48.231	204.2	21:58.055	9	1	2:12.882	41.481	43.163	48.238	222.2	24:10.937	10	1	2:11.211	40.797	42.594	47.820	216.4	26:22.148	11	1	2:11.610	40.250	43.008	48.352	233.3	28:33.758	12	1	2:13.148	42.132	43.264	47.752	218.6	30:46.906
55 Spirit of Race <small>Ferrari 488 GTE Evo</small>																																																																																															
1.Duncan CAMERON 3.Matthew GRIFFIN LMGTE																																																																																															
2.David PEREL																																																																																															
1	1	7:08.087	5:29.467	45.817	52.803		7:08.087	2	1	2:09.171	40.090	40.553	48.528	235.8	9:17.258	3	1	2:28.509	39.380	40.556	1:08.573	241.1	11:45.767	4	1	3:08.360	1:14.225	1:02.748	51.387	79.0	14:54.127	5	1	2:03.876	38.926	39.277	45.673	241.1	16:58.003	6	1	2:10.646	39.789	40.147	50.710	237.4	19:08.649	7	1	2:06.733	39.052	40.673	47.008	243.8	21:15.382	8	1	2:06.235	40.560	39.274	46.401	241.6	23:21.617	9	1	2:04.524	38.627	39.302	46.595	243.8	25:26.141	10	1	2:04.724	38.529	40.861	45.334	243.2	27:30.865	11	1	2:02.545	38.450	38.731	45.364	244.9	29:33.410	12	1	2:03.131	38.111	38.415	46.605	246.6	31:36.541
57 Kessel Racing <small>Ferrari 488 GTE Evo</small>																																																																																															
1.Takeshi KIMURA 3.Daniel SERRA LMGTE																																																																																															
2.Gregory HUFFAKER II																																																																																															
1	1	14:30.203	...	1:04.842	1:07.323		14:30.203	2	1	2:20.281	44.747	43.013	52.521	202.2	16:50.484	3	1	2:14.071	41.576	43.163	49.332	190.1	19:04.555	4	1	2:10.249	41.977	41.430	46.842	182.7	21:14.804	5	1	2:08.693	42.235	40.110	46.348	225.0	23:23.497	6	1	2:07.033	39.982	41.470	45.581	236.8	25:30.530	7	1	2:22.193	40.602	55.538	46.053	232.3	27:52.723	8	1	2:05.519	39.576	40.457	45.486	241.6	29:58.242	9	1	2:03.369	38.900	39.338	45.131	240.0	32:01.611																								
60 Iron Lynx <small>Porsche 911 RSR - 19</small>																																																																																															
1.Claudio SCHIAVONI 3.Matteo CAIROLI LMGTE																																																																																															
2.Matteo CRESSONI																																																																																															
1	1	4:25.221	2:28.625	53.635	1:02.961		4:25.221	2	1	2:49.371	52.437	53.356	1:03.578	171.4	7:14.592	3	1	5:09.234	2:59.803	51.900	1:17.531		12:23.826	4	1	2:59.652	1:14.866	54.647	50.139	79.5	15:23.478	5	1	2:16.543	43.577	43.124	49.842	216.4	17:40.021	6	1	2:20.631	43.713	43.579	53.339	193.2	20:00.652	7	1	2:20.953	45.356	45.611	49.986	213.9	22:21.605	8	1	2:15.802	44.472	43.197	48.133	205.3	24:37.407	9	1	2:18.693	44.788	45.427	48.478	203.0	26:56.100	10	1	2:10.560	41.655	41.256	47.649	224.1	29:06.660	11	1	2:14.065	40.729	42.814	50.522	234.8	31:20.725								
72 TF Sport <small>Aston Martin Vantage AMR</small>																																																																																															
1.Arnold ROBIN 3.Valentin HASSE-CLOT LMGTE																																																																																															
2.Maxime ROBIN																																																																																															
1	1	6:03.077	4:31.100	42.124	49.853		6:03.077	2	1	2:15.282	43.049	44.507	47.726	194.2	8:18.359	3	1	2:07.343	40.506	40.777	46.060	213.0	10:25.702	4	1	3:09.509	49.692	1:03.384	1:16.433	221.8	13:35.211	5	1	2:29.882	1:02.518	40.831	46.533	78.7	16:05.093	6	1	2:05.837	39.468	39.891	46.478	230.3	18:10.930	7	1	2:04.837	39.235	39.704	45.898	234.8	20:15.767	8	1	2:07.860	40.034	41.617	46.209	221.8	22:23.627	9	1	2:06.463	40.263	40.530	45.670	228.3	24:30.090	10	1	2:06.076	39.170	42.285	44.621	236.8	26:36.166	11	1	2:01.077	38.304	38.211	44.562	245.5	28:37.243	12	1	2:13.518	39.289	40.669	53.560	244.9	30:50.761





European Le Mans Series
4 Hours of Algarve
Bronze Driver Collective Test

Sector Analysis

											Lap under Red Flag	Invalidated Lap	Personal Best	Session Best	B Crossing the pit lane						
Lap	D	Time	Sector 1	Sector 2	Sector 3	T. Spd	Elapsed	Lap	D	Time	Sector 1	Sector 2	Sector 3	T. Spd	Elapsed						
77		Proton Competition					Porsche 911 RSR - 19					9	1	2:02.892	37.996	39.423	45.473	248.3	24:42.510		
		1.Christian RIED		3.Julien ANDLAUER			LMGTE					10	1	2:03.266	38.103	39.770	45.393	251.2	26:45.776		
		2.Giammarco LEVORATO										11	1	2:02.441	37.630	41.026	43.785	257.8	28:48.217		
1	1	10:53.135 B	9:06.039	44.928	1:02.168		10:53.135	12	1	1:57.179	36.088	38.280	42.811	268.0	30:45.396						
81		DragonSpeed USA					Oreca 07 - Gibson														
		1.Henrik HEDMAN		3.Juan Pablo MONTOYA			LMP2 Pro/Am														
		2.Sebastian MONTOYA																			
1	1	3:17.057	1:21.761	54.817	1:00.479		3:17.057														
2	1	2:26.208	45.765	46.449	53.994	182.1	5:43.265														
3	1	2:21.698	41.659	48.183	51.856	230.8	8:04.963														
4	1	2:10.363	40.397	42.598	47.368	250.6	10:15.326														
5	1	3:07.909	42.175	1:05.849	1:19.885	256.5	13:23.235														
6	1	2:39.495	1:08.076	43.731	47.688	77.0	16:02.730														
7	1	2:10.737	39.589	41.916	49.232	259.0	18:13.467														
8	1	2:28.054	46.866	48.479	52.709	202.6	20:41.521														
9	1	2:11.550	39.297	44.438	47.815	251.7	22:53.071														
10	1	2:05.501	38.406	40.969	46.126	260.9	24:58.572														
11	1	2:04.304	37.948	40.612	45.744	260.9	27:02.876														
12	1	2:04.522	37.987	40.395	46.140	262.1	29:07.398														
13	1	2:35.124 B	47.362	46.893	1:00.869	203.8	31:42.522														
83		AF Corse					Oreca 07 - Gibson														
		1.François PERRODO		3.Ben BARNICOAT			LMP2 Pro/Am														
		2.Matthieu VAXIVIERE																			
1	1	2:54.029 B	1:02.004	50.460	1:01.565		2:54.029														
2	1	3:32.368	2:01.336	44.806	46.226		6:26.397														
3	1	2:06.305	39.406	42.425	44.474	215.6	8:32.702														
4	1	2:14.769 B	38.318	40.840	55.611	240.5	10:47.471														
93		Proton Competition					Porsche 911 RSR - 19														
		1.Michael FASSBENDER		3.Richard LIETZ			LMGTE														
		2.Martin RUMP																			
1	1	4:51.734	3:10.104	50.762	50.868		4:51.734														
2	1	2:22.316	48.643	43.404	50.269	218.6	7:14.050														
3	1	2:16.708	45.697	42.040	48.971	170.1	9:30.758														
4	1	2:44.731	43.024	43.863	1:17.844	200.0	12:15.489														
5	1	3:01.669	1:14.454	57.603	49.612	79.6	15:17.158														
6	1	2:15.766	42.559	43.190	50.017	210.5	17:32.924														
7	1	2:10.675	40.728	41.049	48.898	219.1	19:43.599														
8	1	2:10.640	41.227	41.591	47.822	220.4	21:54.239														
9	1	2:09.354	40.258	42.033	47.063	228.3	24:03.593														
10	1	2:08.466	39.580	40.307	48.579	233.3	26:12.059														
11	1	2:07.394	39.750	40.785	46.859	233.3	28:19.453														
12	1	2:04.500	39.042	39.959	45.499	242.2	30:23.953														
99		Proton Competition					Oreca 07 - Gibson														
		1.Giorgio RODA		3.Bent VISCAAL			LMP2 Pro/Am														
		2.Jonas RIED																			
1	1	3:17.061	1:39.504	46.436	51.121		3:17.061														
2	1	2:11.295	40.200	43.328	47.767	224.5	5:28.356														
3	1	2:07.208	39.253	41.170	46.785	244.3	7:35.564														
4	1	2:03.299	37.978	39.979	45.342	255.9	9:38.863														
5	1	2:40.784 B	38.273	43.334	1:19.177	261.5	12:19.647														
6	1	6:16.615	4:52.266	39.852	44.497		18:36.262														
7	1	2:00.882	37.009	38.332	45.541	258.4	20:37.144														
8	1	2:02.474	38.076	39.059	45.339	241.6	22:39.618														

